

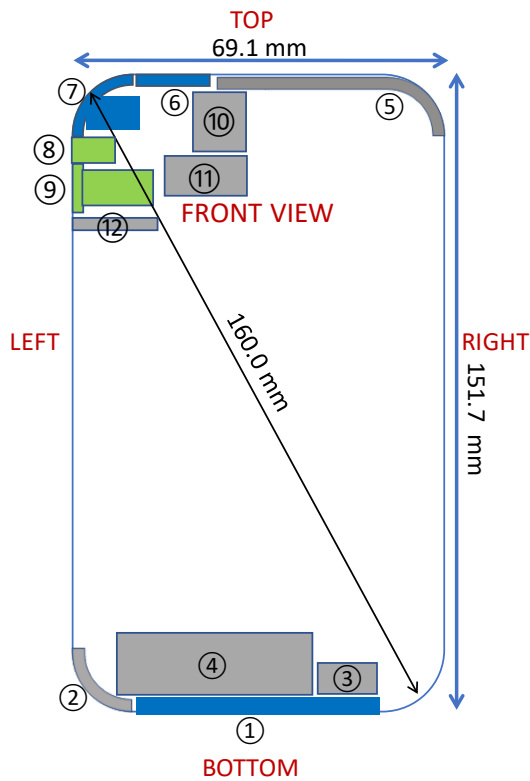


# APPENDIX E: DUT ANTENNA DIAGRAM & SAR TEST SETUP PHOTOGRAPHS



<b>FCC ID:</b> A3LSMG981U		<b>SAR EVALUATION REPORT</b>		<b>Approved by:</b> Quality Manager
<b>Test Dates:</b> 10/23/19 – 12/18/19	<b>DUT Type:</b> Portable Handset			APPENDIX E: Page 1 of 14

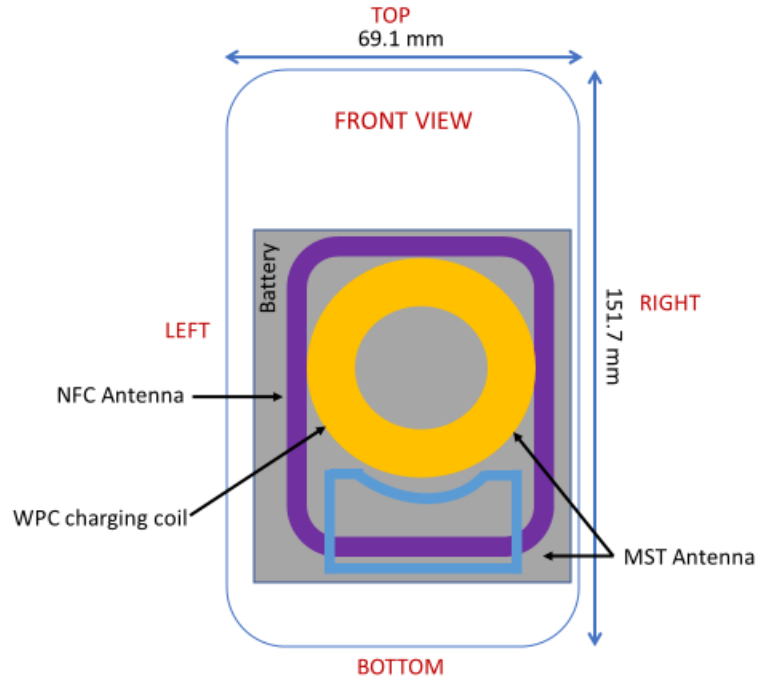
Note: Exact antenna dimensions and separation distances are shown in the Technical Descriptions in the FCC Filing.





- ① Main Band Antenna A Tx/Rx
  1. CDMA/EVDO BC0/1/10 Tx/Rx
  2. GSM/GPRS/EDGE 850/1900 Tx/Rx
  3. UMTS B2/4/5 Tx/Rx
  4. LTE B2/4/5/7/12/13/14/25/26/30/38/41/66/71 Tx/Rx
  5. LTE B29 Rx Only
  6. NR n2/n5/n66/n71 Tx/Rx
  7. NR n41 Rx Only
- ② Main Band Antenna B Rx
  1. LTE B48 Rx Only
- ③ Sub Antenna C Rx
  1. LTE B7/30/41 Rx Only (4x4 DL MIMO)
  2. NR Band n41 Rx Only (4x4 DL MIMO)
- ④ Sub Antenna D Rx
  1. LTE B2/4/25/48/66 Rx Only (4x4 DL MIMO)
  2. NR n2, n66 Rx Only (4x4 DL MIMO)
- ⑤ Sub Antenna E Rx
  1. CDMA/EVDO BC0/10 Rx Only
  2. GSM/GPRS/EDGE 850 Rx Only
  3. UMTS B5 Rx Only
  4. LTE B5/12/13/14/26/29/71 Rx Only
  5. LTE B7/30/41 Rx Only (4x4 DL MIMO)
  6. NR n5/n71 Rx Only
  7. NR n41 Rx Only (4x4 DL MIMO)
  8. GPS L5 Rx Only
- ⑥ Sub Antenna F Tx/Rx
  1. CDMA/EVDO BC1 Rx Only
  2. GSM/GPRS/EDGE 1900 Rx Only
  3. UMTS B2/4 Rx Only
  4. LTE B2/4/7/25/30/38/41/66 Rx Only
  5. NR n41 Tx/Rx
  6. NR n2/66 Rx Only
  7. 2.4 GHz WiFi Ant\_1 Tx/Rx
  8. BT/ANT+ Tx/Rx
  9. GPS L1 Rx Only
- ⑦ Sub Antenna G Tx/Rx
  1. LTE B48 Tx/Rx
- ⑧ WIFI Antenna #1 Tx/Rx
  1. 5 GHz Wifi Ant\_1 Tx/Rx
  2. LTE B46 (LAA) Rx Only
- ⑨ WIFI Antenna #2 Tx/Rx
  1. 2.4/5 GHz Wifi Ant\_2 Tx/Rx
  2. LTE B46 (LAA) Rx Only
- ⑩ Sub Antenna H Rx
  1. Not used for A3LSMG981U
- ⑪ Sub Antenna I Rx
  1. LTE B2/4/25/66/48 Rx Only (4x4 DL MIMO)
  2. NR n2/n66 RX Only
- ⑫ Antenna J Rx
  1. Not used for A3LSMG981U


**Figure E-1**  
**DUT Antenna Locations**

FCC ID: A3LSMG981U		SAR EVALUATION REPORT		Approved by: Quality Manager
Test Dates: 10/23/19 – 12/18/19	DUT Type: Portable Handset			APPENDIX E: Page 2 of 14

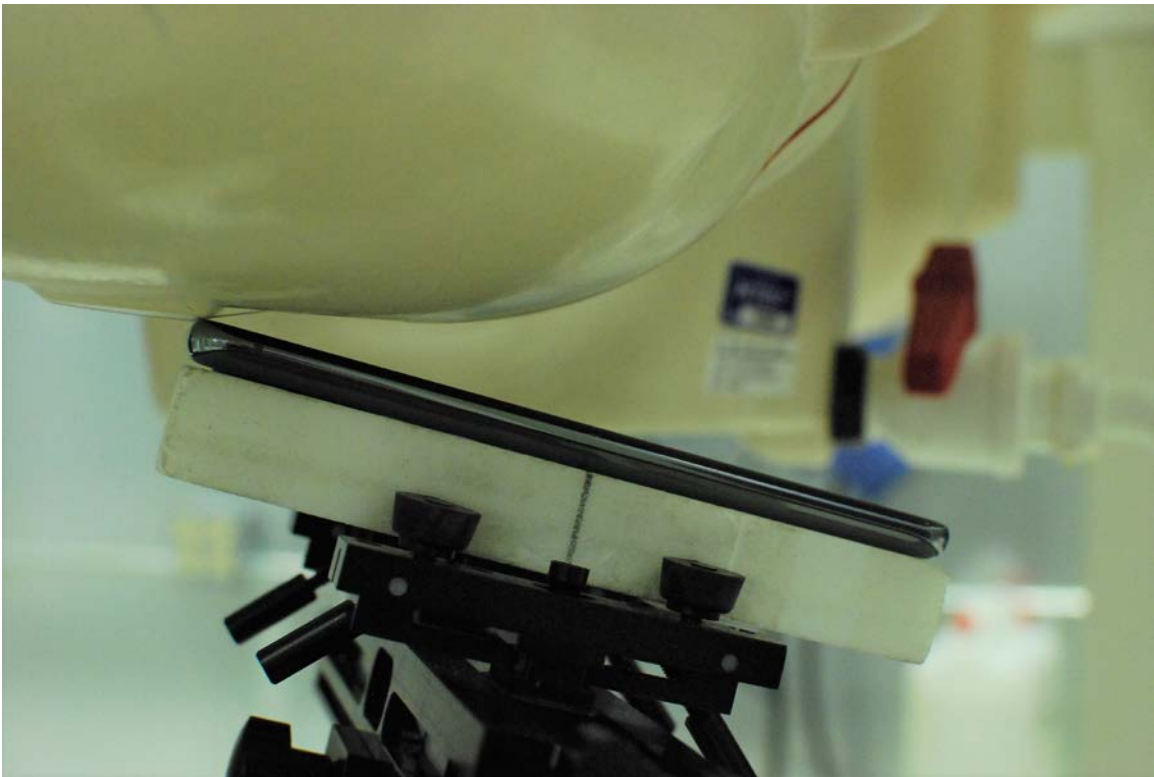


**Figure E-2**  
**WPC Charging Coil + NFC/MST Antenna Locations**



FCC ID: A3LSMG981U		SAR EVALUATION REPORT		Approved by: Quality Manager
Test Dates: 10/23/19 – 12/18/19	DUT Type: Portable Handset			APPENDIX E: Page 3 of 14




**SAR Test Setup Photo 1 – Right Cheek**




**SAR Test Setup Photo 2 – Right Tilt**



FCC ID: A3LSMG981U		SAR EVALUATION REPORT		Approved by: Quality Manager
Test Dates: 10/23/19 – 12/18/19	DUT Type: Portable Handset			APPENDIX E: Page 4 of 14




**SAR Test Setup Photo 3 – Left Cheek**



**SAR Test Setup Photo 4 – Left Tilt**



<b>FCC ID:</b> A3LSMG981U		<b>SAR EVALUATION REPORT</b>		<b>Approved by:</b> Quality Manager
<b>Test Dates:</b> 10/23/19 – 12/18/19	<b>DUT Type:</b> Portable Handset			<b>APPENDIX E:</b> Page 5 of 14




**SAR Test Setup Photo 5 – Back Side at 15 mm**



**SAR Test Setup Photo 6 – Back Side at 10 mm**



FCC ID: A3LSMG981U	 <small>ENGINEERING LABORATORY, INC.</small>	SAR EVALUATION REPORT		Approved by: Quality Manager
Test Dates: 10/23/19 – 12/18/19	DUT Type: Portable Handset			APPENDIX E: Page 6 of 14




**SAR Test Setup Photo 7 – Back Side at 8 mm**




**SAR Test Setup Photo 8 – Back Side at 0 mm**



FCC ID: A3LSMG981U		SAR EVALUATION REPORT		Approved by: Quality Manager
Test Dates: 10/23/19 – 12/18/19	DUT Type: Portable Handset			APPENDIX E: Page 7 of 14



**SAR Test Setup Photo 9 – Front Side at 10 mm**




**SAR Test Setup Photo 10 – Front Side at 6 mm**

FCC ID: A3LSMG981U		SAR EVALUATION REPORT		Approved by: Quality Manager
Test Dates: 10/23/19 – 12/18/19	DUT Type: Portable Handset			APPENDIX E: Page 8 of 14







SAR Test Setup Photo 11 – Front Side at 0 mm




SAR Test Setup Photo 12 – Top Side at 10 mm



FCC ID: A3LSMG981U	 <small>PROFESSIONAL CORPORATION, INC.</small>	SAR EVALUATION REPORT		Approved by: Quality Manager
Test Dates: 10/23/19 – 12/18/19	DUT Type: Portable Handset			APPENDIX E: Page 9 of 14



**SAR Test Setup Photo 13 – Top Side at 0 mm**



**SAR Test Setup Photo 14 – Bottom Side at 11 mm**



FCC ID: A3LSMG981U		SAR EVALUATION REPORT		Approved by: Quality Manager
Test Dates: 10/23/19 – 12/18/19	DUT Type: Portable Handset			APPENDIX E: Page 10 of 14



**SAR Test Setup Photo 15 – Bottom Side at 10 mm**




**SAR Test Setup Photo 16 – Bottom Side at 0 mm**



FCC ID: A3LSMG981U		SAR EVALUATION REPORT		Approved by: Quality Manager
Test Dates: 10/23/19 – 12/18/19	DUT Type: Portable Handset			APPENDIX E: Page 11 of 14




SAR Test Setup Photo 17 – Right Side at 10 mm




SAR Test Setup Photo 18 – Right Side at 0 mm



FCC ID: A3LSMG981U	 <small>ENGINEERING LABORATORY, INC.</small>	SAR EVALUATION REPORT		Approved by: Quality Manager
Test Dates: 10/23/19 – 12/18/19	DUT Type: Portable Handset			APPENDIX E: Page 12 of 14




SAR Test Setup Photo 19 – Left Side at 10 mm





SAR Test Setup Photo 20 – Left Side at 0 mm

FCC ID: A3LSMG981U		SAR EVALUATION REPORT		Approved by: Quality Manager
Test Dates: 10/23/19 – 12/18/19	DUT Type: Portable Handset			APPENDIX E: Page 13 of 14



**SAR Test Setup Photo 21 – Vertical and Horizontal Reference Lines**

<b>FCC ID:</b> A3LSMG981U		<b>SAR EVALUATION REPORT</b>		<b>Approved by:</b> Quality Manager
<b>Test Dates:</b> 10/23/19 – 12/18/19	<b>DUT Type:</b> Portable Handset			<b>APPENDIX E:</b> Page 14 of 14