

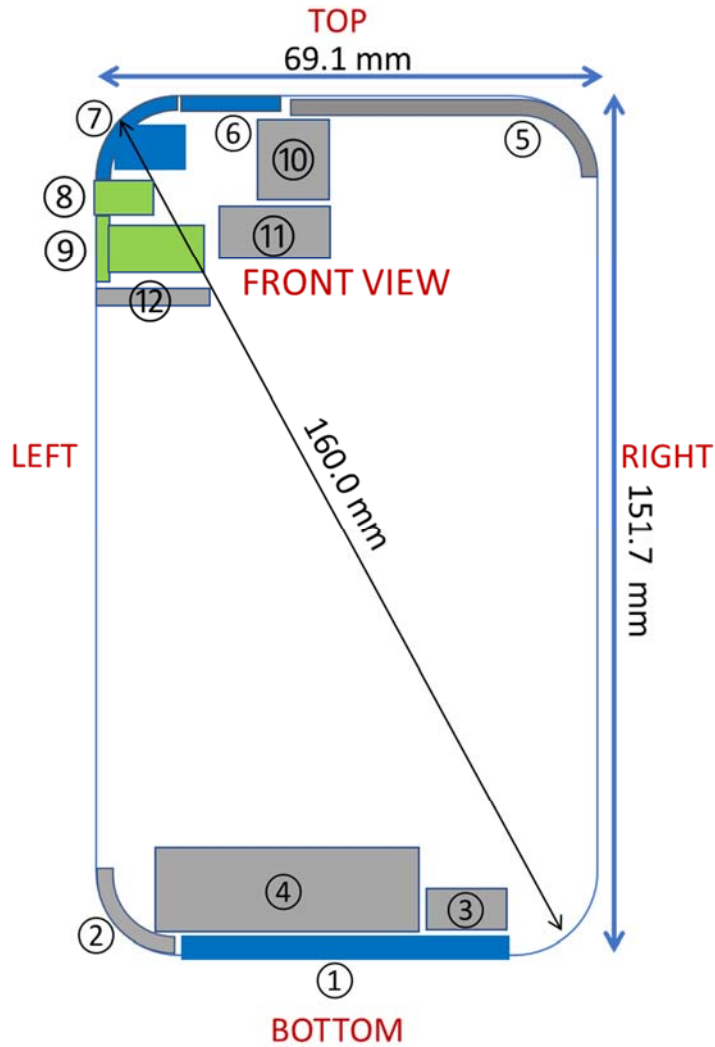


APPENDIX E: DUT ANTENNA DIAGRAM & SAR TEST SETUP PHOTOGRAPHS



FCC ID A3LSMG981JPN		SAR EVALUATION REPORT		Approved by: Quality Manager
Test Dates: 01/01/20 - 02/03/20	DUT Type: Portable Handset			APPENDIX E: Page 1 of 14



- ① Main Band Antenna A Tx/Rx
 1. GSM/GPRS/EDGE 850/1900 Tx/Rx
 2. UMTS B5 Tx/Rx
 3. LTE B4/5/12/13/41 Tx/Rx
- ② Main Band Antenna B Rx
 1. Not used for A3LSMG981JPN
- ③ Sub Antenna C Rx
 1. LTE B41 Rx Only (4x4 DL MIMO)
- ④ Sub Antenna D Rx
 1. LTE B4 Rx Only
- ⑤ Sub Antenna E Rx
 1. GSM/GPRS/EDGE 850 Rx Only
 2. UMTS B5 Rx Only
 3. LTE B5/12/13 Rx Only
 4. LTE 41 Rx Only (4x4 DL MIMO)
 5. GPS L5 Rx Only
- ⑥ Sub Antenna F Tx/Rx
 1. GSM/GPRS/EDGE 1900 Rx Only
 2. LTE B4/41 Rx Only
 3. 2.4 GHz WiFi Ant_1 Tx/Rx
 4. BT/ANT+ Tx/Rx
 5. GPS L1 Rx Only
- ⑦ Sub Antenna G Tx/Rx
 1. Not used for A3LSMG981JPN
- ⑧ WIFI Antenna #1 Tx/Rx
 1. 5 GHz Wifi Ant_1 Tx/Rx
- ⑨ WIFI Antenna #2 Tx/Rx
 1. 2.4/5 GHz Wifi Ant_2 Tx/RX
- ⑩ Sub Antenna H Rx
 1. Not used for A3LSMG981JPN
- ⑪ Sub Antenna I Rx
 1. LTE 41 Rx Only (4x4 DL MIMO)
- ⑫ Antenna J Rx
 1. Not used for A3LSMG981JPN

Note: Exact antenna dimensions and separation distances are shown in the Technical Descriptions in the FCC Filing.

Figure E-1
DUT Antenna Locations

FCC ID A3LSMG981JPN		SAR EVALUATION REPORT		Approved by: Quality Manager
Test Dates: 01/01/20 - 02/03/20	DUT Type: Portable Handset			APPENDIX E: Page 2 of 14

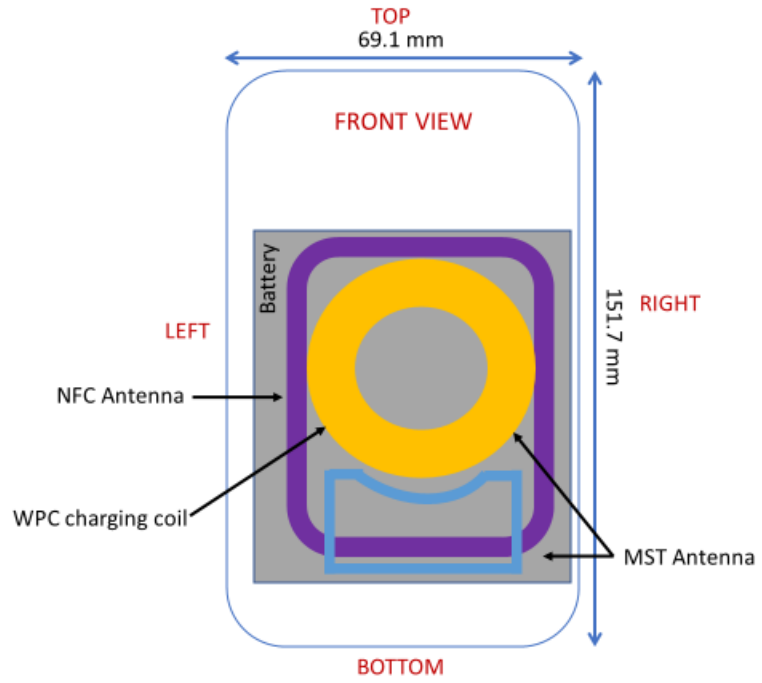



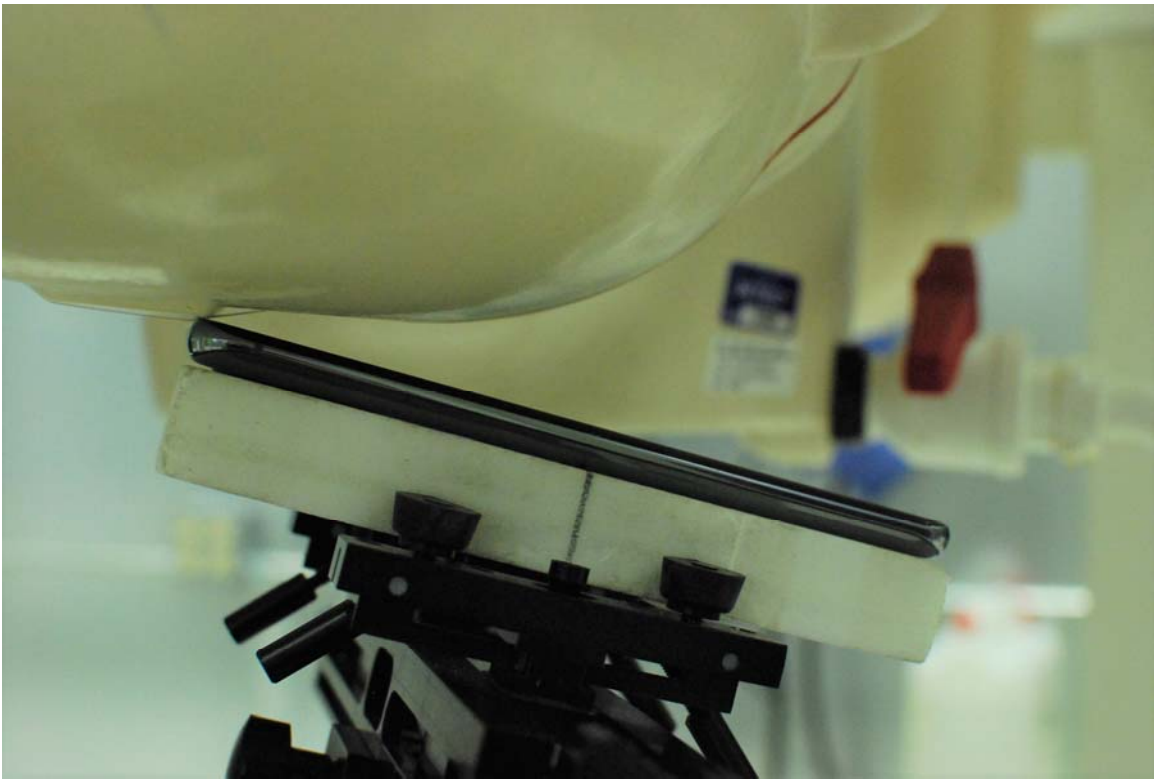


Figure E-2
WPC Charging Coil + NFC/MST Antenna Locations



FCC ID A3LSMG981JPN		SAR EVALUATION REPORT		Approved by: Quality Manager
Test Dates: 01/01/20 - 02/03/20	DUT Type: Portable Handset	APPENDIX E: Page 3 of 14		




SAR Test Setup Photo 1 – Right Cheek




SAR Test Setup Photo 2 – Right Tilt



FCC ID A3LSMG981JPN		SAR EVALUATION REPORT		Approved by: Quality Manager
Test Dates: 01/01/20 - 02/03/20	DUT Type: Portable Handset			APPENDIX E: Page 4 of 14




SAR Test Setup Photo 3 – Left Cheek




SAR Test Setup Photo 4 – Left Tilt



FCC ID A3LSMG981JPN		SAR EVALUATION REPORT		Approved by: Quality Manager
Test Dates: 01/01/20 - 02/03/20	DUT Type: Portable Handset			APPENDIX E: Page 5 of 14



SAR Test Setup Photo 5 – Back Side at 15 mm



SAR Test Setup Photo 6 – Back Side at 10 mm



FCC ID A3LSMG981JPN		SAR EVALUATION REPORT		Approved by: Quality Manager
Test Dates: 01/01/20 - 02/03/20	DUT Type: Portable Handset			APPENDIX E: Page 6 of 14




SAR Test Setup Photo 7 – Back Side at 8 mm




SAR Test Setup Photo 8 – Back Side at 0 mm



FCC ID A3LSMG981JPN		SAR EVALUATION REPORT		Approved by: Quality Manager
Test Dates: 01/01/20 - 02/03/20	DUT Type: Portable Handset			APPENDIX E: Page 7 of 14




SAR Test Setup Photo 9 – Front Side at 10 mm




SAR Test Setup Photo 10 – Front Side at 6 mm



FCC ID A3LSMG981JPN		SAR EVALUATION REPORT		Approved by: Quality Manager
Test Dates: 01/01/20 - 02/03/20	DUT Type: Portable Handset			APPENDIX E: Page 8 of 14



SAR Test Setup Photo 11 – Front Side at 0 mm




SAR Test Setup Photo 12 – Top Side at 10 mm



FCC ID A3LSMG981JPN		SAR EVALUATION REPORT		Approved by: Quality Manager
Test Dates: 01/01/20 - 02/03/20	DUT Type: Portable Handset			APPENDIX E: Page 9 of 14




SAR Test Setup Photo 13 – Top Side at 0 mm




SAR Test Setup Photo 14 – Bottom Side at 11 mm



FCC ID A3LSMG981JPN		SAR EVALUATION REPORT		Approved by: Quality Manager
Test Dates: 01/01/20 - 02/03/20	DUT Type: Portable Handset			APPENDIX E: Page 10 of 14



SAR Test Setup Photo 15 – Bottom Side at 10 mm




SAR Test Setup Photo 16 – Bottom Side at 0 mm



FCC ID A3LSMG981JPN		SAR EVALUATION REPORT		Approved by: Quality Manager
Test Dates: 01/01/20 - 02/03/20	DUT Type: Portable Handset	APPENDIX E: Page 11 of 14		




SAR Test Setup Photo 17 – Right Side at 10 mm




SAR Test Setup Photo 18 – Right Side at 0 mm



FCC ID A3LSMG981JPN		SAR EVALUATION REPORT		Approved by: Quality Manager
Test Dates: 01/01/20 - 02/03/20	DUT Type: Portable Handset			APPENDIX E: Page 12 of 14




SAR Test Setup Photo 19 – Left Side at 10 mm





SAR Test Setup Photo 20 – Left Side at 0 mm

FCC ID A3LSMG981JPN		SAR EVALUATION REPORT		Approved by: Quality Manager
Test Dates: 01/01/20 - 02/03/20	DUT Type: Portable Handset			APPENDIX E: Page 13 of 14



SAR Test Setup Photo 21 – Vertical and Horizontal Reference Lines

FCC ID A3LSMG981JPN		SAR EVALUATION REPORT		Approved by: Quality Manager
Test Dates: 01/01/20 - 02/03/20	DUT Type: Portable Handset	APPENDIX E: Page 14 of 14		