



1. Appendix: UNLICENSED BAND SETUP PHOTOS(Conducted Test)


1) CONDUCTED RF MEASUREMENT SETUP (DTS, DTS 11ax, UNII, UNII 11ax, BLE, ANT+)




2) CONDUCTED RF MEASUREMENT SETUP (Bluetooth)



3) CONDUCTED RF MEASUREMENT SETUP (DFS)





4) CONDUCTED RF MEASUREMENT SETUP (NFC Stability)



2. Appendix: UNLICENSED BAND SETUP PHOTOS(Radiated Test)


1) RADIATED RF MEASUREMENT SETUP (BELOW 1 GHz)




BELOW 1 GHz FRONT TEST PHOTO(Y axis)




BELOW 1 GHz REAR TEST PHOTO(Y axis)





BELOW 1 GHz FRONT TEST PHOTO(Z axis)




BELOW 1 GHz REAR TEST PHOTO(Z axis)




2) RADIATED RF MEASUREMENT SETUP (ABOVE 1 GHz)




ABOVE 1 GHz FRONT TEST PHOTO(Y axis)



ABOVE 1 GHz REAR TEST PHOTO(Y axis)





ABOVE 1 GHz FRONT TEST PHOTO(Z axis)




ABOVE 1 GHz REAR TEST PHOTO(Z axis)




3) RADIATED RF MEASUREMENT SETUP (NFC)



FACE OFF TEST PHOTO(Z axis)




FACE ON TEST PHOTO(Z axis)




4) RADIATED RF MEASUREMENT SETUP (WPT)


FACE OFF FRONT TEST PHOTO(X axis, With Adapter)



FACE OFF REAR TEST PHOTO(X axis, With Adapter)




FACE ON FRONT TEST PHOTO(X axis, With Adapter)




FACE ON REAR TEST PHOTO(X axis, With Adapter)




FACE OFF FRONT TEST PHOTO(Y axis, With Adapter)




FACE OFF REAR TEST PHOTO(Y axis, With Adapter)




FACE ON FRONT TEST PHOTO(Y axis, With Adapter)




FACE ON REAR TEST PHOTO(Y axis, With Adapter)




FACE OFF FRONT TEST PHOTO(Z axis, With Adapter)




FACE OFF REAR TEST PHOTO(Z axis, With Adapter)





FACE ON FRONT TEST PHOTO(Z axis, With Adapter)




FACE ON REAR TEST PHOTO(Z axis, With Adapter)



5) RADIATED RF MEASUREMENT SET-UP (Axis)




Z AXIS PHOTO




6) AC LINE CONDUCTED MEASUREMENT SETUP


AC LINE CONDUCTED FRONT TEST PHOTO



AC LINE CONDUCTED REAR TEST PHOTO



AC LINE CONDUCTED FRONT TEST PHOTO(WPT)



AC LINE CONDUCTED REAR TEST PHOTO(WPT)



END OF REPORT