

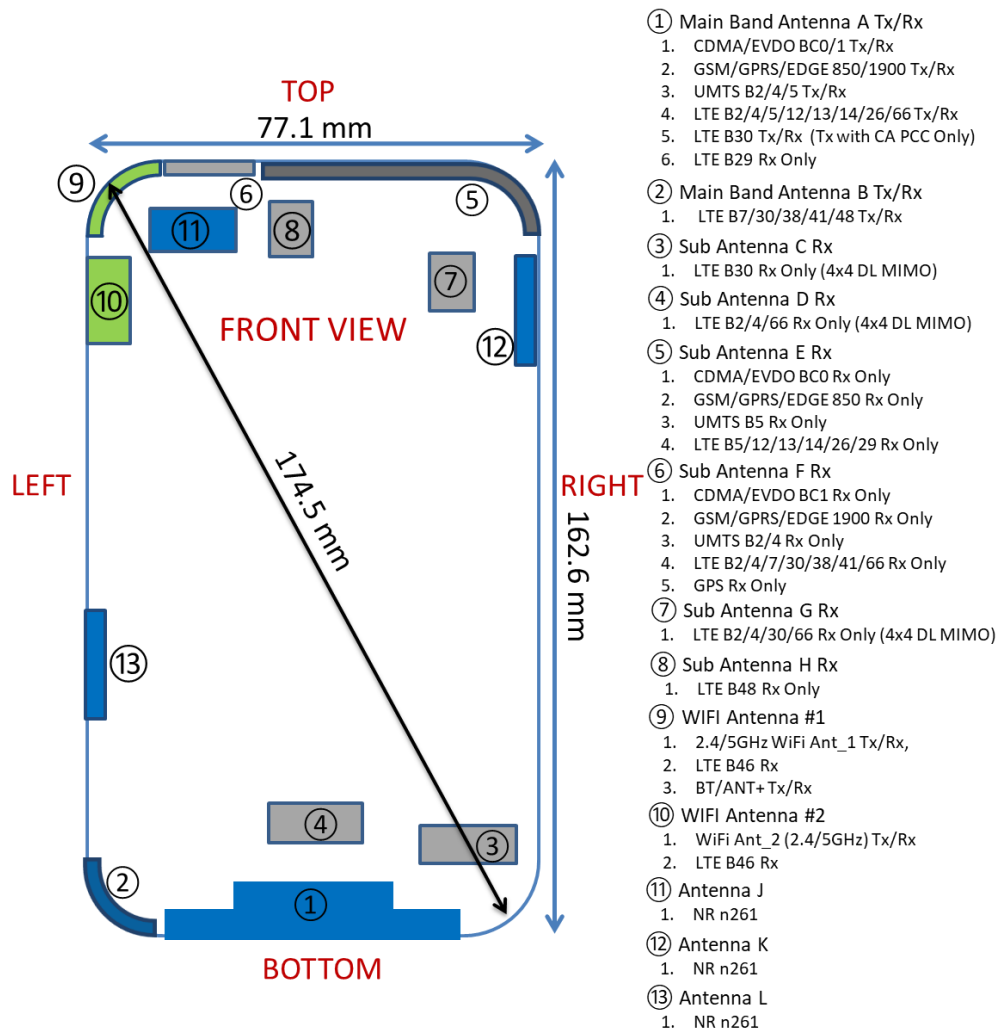




# APPENDIX E: DUT ANTENNA DIAGRAM & TEST SETUP PHOTOGRAPHS

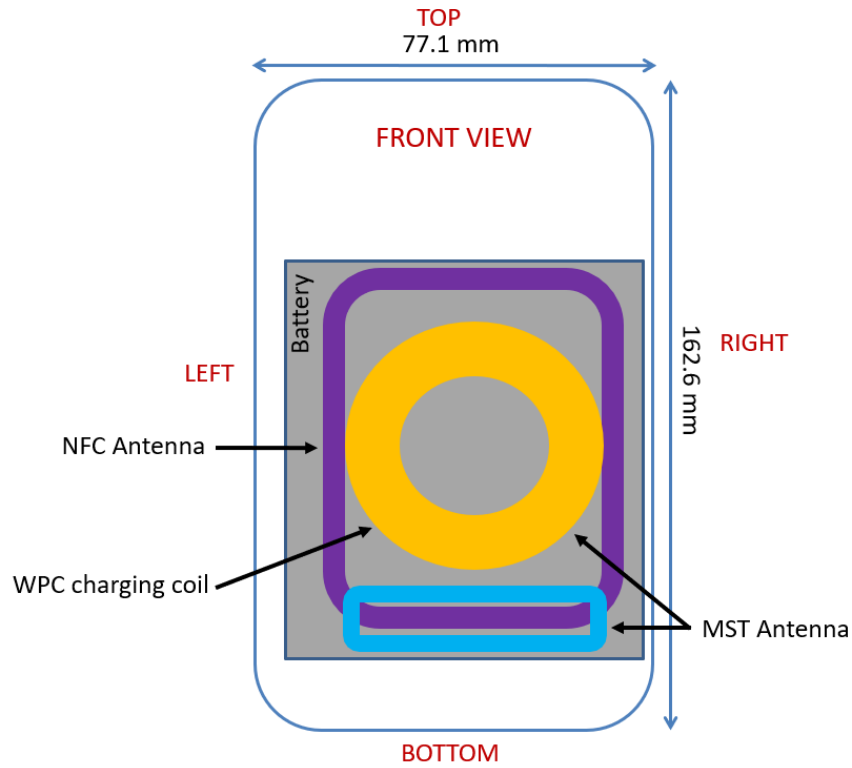
<b>FCC ID:</b> A3LSMG977U	 <b>PCTEST</b> ENGINEERING LABORATORY, INC.	<b>NEAR-FIELD POWER DENSITY EVALUATION REPORT</b>		<b>Approved by:</b> Quality Manager
<b>Test Dates:</b> 02/22/2019 – 03/11/2019	<b>DUT Type:</b> Portable Handset	APPENDIX E: Page 1 of 7		





**Figure E-1**  
**DUT Antenna Locations**


Note: Exact antenna dimensions and separation distances are shown in the Technical Descriptions in the FCC Filing.

<b>FCC ID:</b> A3LSMG977U		<b>NEAR-FIELD POWER DENSITY EVALUATION REPORT</b>	 <b>Approved by:</b> Quality Manager
<b>Test Dates:</b> 02/22/2019 – 03/11/2019	<b>DUT Type:</b> Portable Handset	<b>APPENDIX E:</b> Page 2 of 7	




**Figure E-2**  
**NFC Antenna Locations**



<b>FCC ID:</b> A3LSMG977U		<b>NEAR-FIELD POWER DENSITY EVALUATION REPORT</b>		<b>Approved by:</b> Quality Manager
<b>Test Dates:</b> 02/22/2019 – 03/11/2019	<b>DUT Type:</b> Portable Handset	<b>APPENDIX E:</b> Page 3 of 7		




**Near-Field Power Density Test Setup Photo 1 - Back Side at 2 mm**




**Near-Field Power Density Test Setup Photo 2 - Back Side at 10 mm**



<b>FCC ID:</b> A3LSMG977U		<b>NEAR-FIELD POWER DENSITY EVALUATION REPORT</b>	 <b>Approved by:</b> Quality Manager
<b>Test Dates:</b> 02/22/2019 – 03/11/2019	<b>DUT Type:</b> Portable Handset	<b>APPENDIX E:</b> Page 4 of 7	




**Near-Field Power Density Test Setup Photo 3 - Back Side at 15 mm**




**Near-Field Power Density Test Setup Photo 4 - Front Side at 2 mm**



<p>FCC ID: A3LSMG977U</p>		<p><b>NEAR-FIELD POWER DENSITY EVALUATION REPORT</b></p> 	<p><b>Approved by:</b> Quality Manager</p>
<p><b>Test Dates:</b> 02/22/2019 – 03/11/2019</p>	<p><b>DUT Type:</b> Portable Handset</p>	<p>APPENDIX E: Page 5 of 7</p>	




Near-Field Power Density Test Setup Photo 5 – Left Edge at 2 mm




Near-Field Power Density Test Setup Photo 6 – Right Edge at 2 mm



<p>FCC ID: A3LSMG977U</p>		<p>NEAR-FIELD POWER DENSITY EVALUATION REPORT</p>		<p>Approved by: Quality Manager</p>
<p>Test Dates: 02/22/2019 – 03/11/2019</p>	<p>DUT Type: Portable Handset</p>	<p>APPENDIX E: Page 6 of 7</p>		



Near-Field Power Density Test Setup Photo 7 – Top Edge at 2 mm



Near-Field Power Density Test Setup Photo 8 - Bottom Edge at 2 mm

<p>FCC ID: A3LSMG977U</p>		<p>NEAR-FIELD POWER DENSITY EVALUATION REPORT</p>	<p>Approved by: Quality Manager</p>
<p>Test Dates: 02/22/2019 – 03/11/2019</p>	<p>DUT Type: Portable Handset</p>		<p>APPENDIX E: Page 7 of 7</p>