



16. TEST SETUP PHOTOGRAPHS

FCC ID: A3LSMG977T		HAC (T-COIL) TEST REPORT		Approved by: Quality Manager
Filename: 1M1903060032-19-R1.A3L	Test Dates: 3/11/2019 - 4/2/2019	DUT Type: Portable Handset	Page 95 of 97	

© 2019 PCTEST Engineering Laboratory, Inc.

REV 3.3.M
2/1/2019

© 2019 PCTEST Engineering Laboratory, Inc. All rights reserved. Unless otherwise specified, no part of this report may be reproduced or utilized in any part, form or by any means, electronic or mechanical, including photocopying and microfilm, without permission in writing from PCTEST Engineering Laboratory, Inc. If you have any questions about this international copyright or have an enquiry about obtaining additional rights to this report or assembly of contents thereof, please contact INFO@PCTEST.COM.




Figure 16-1
Test Setup for Wireless Device







Figure 16-2
Test Setup for Wireless Device

FCC ID: A3LSMG977T		HAC (T-COIL) TEST REPORT		Approved by: Quality Manager
Filename: 1M1903060032-19-R1.A3L	Test Dates: 3/11/2019 - 4/2/2019	DUT Type: Portable Handset	Page 96 of 97	





Axial

Radial (Transverse)

Figure 16-3
T-Coil Scan Overlay Magnetic Field Distributions

Note: Final measurement locations are indicated by a cursor on the contour plots.

FCC ID: A3LSMG977T		HAC (T-COIL) TEST REPORT	 Approved by: Quality Manager
Filename: 1M1903060032-19-R1.A3L	Test Dates: 3/11/2019 - 4/2/2019	DUT Type: Portable Handset	Page 97 of 97