

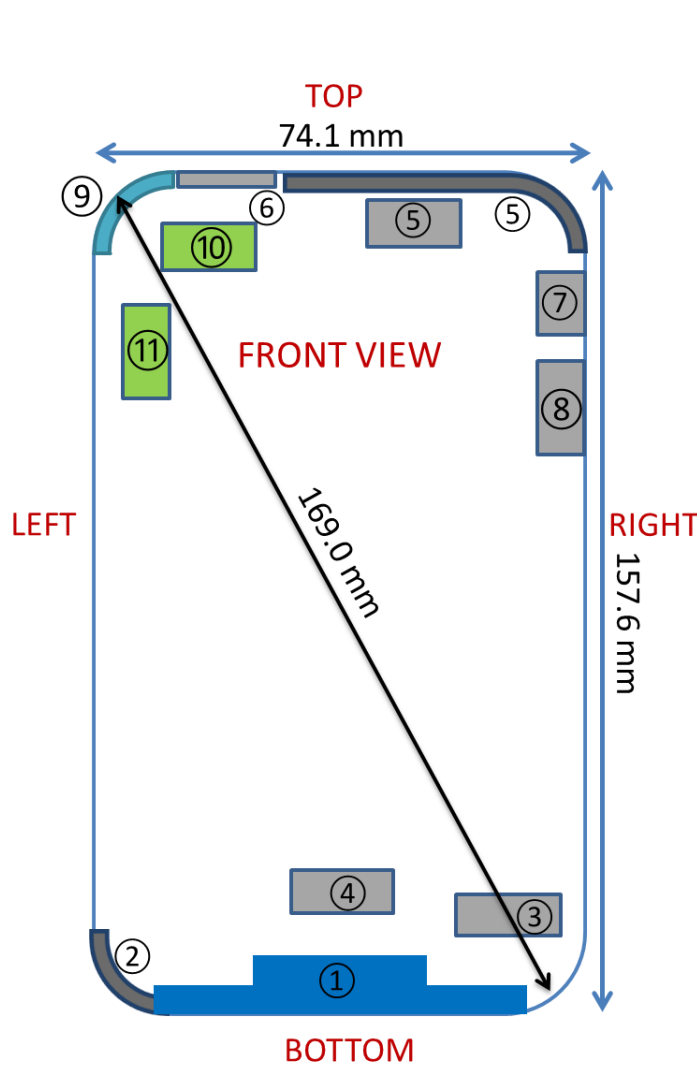


# APPENDIX F: DUT ANTENNA DIAGRAM & SAR TEST SETUP PHOTOGRAPHS



<b>FCC ID</b> A3LSMG975U		<b>SAR EVALUATION REPORT</b>		<b>Approved by:</b> Quality Manager
<b>Test Dates:</b> 12/03/18 - 01/21/19	<b>DUT Type:</b> Portable Handset			APPENDIX F: Page 1 of 14

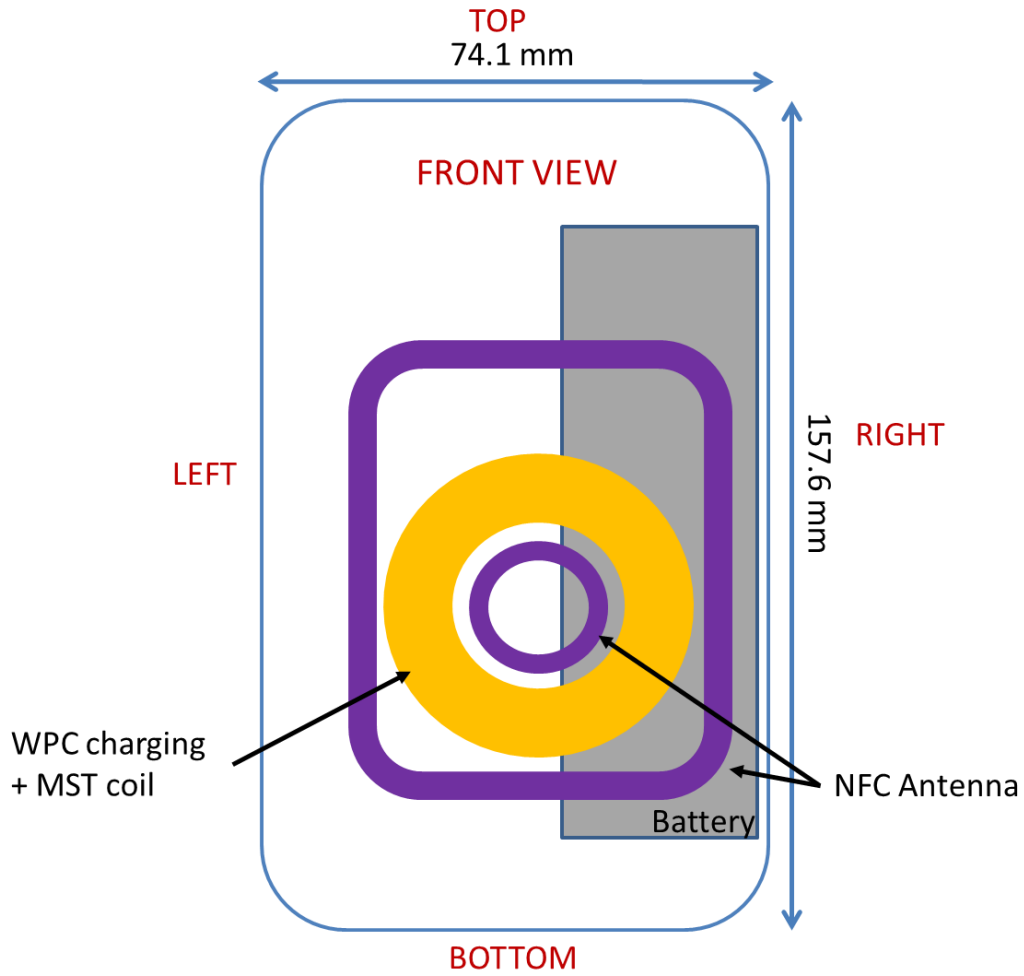


- ① Main Band Antenna A Tx/Rx
  - 1. CDMA/EVDO BC0/1/10 Tx/Rx
  - 2. GSM/GPRS/EDGE 850/1900 Tx/Rx
  - 3. UMTS B2/4/5 Tx/Rx
  - 4. LTE B2/4/5/12/13/14/25/26/30/66/71 Tx/Rx
  - 5. LTE B7 Tx/Rx (Tx with CA PCC Only)
  - 6. LTE B29 Rx
- ② Main Band Antenna B Tx/Rx
  - 1. LTE B7/38/41/48 Tx/Rx
- ③ Sub Antenna C Rx
  - 1. LTE B7/30/41 (4x4 DL MIMO)
- ④ Sub Antenna D Rx
  - 1. LTE B2/4/25/66 Rx Only (4x4 DL MIMO)
- ⑤ Sub Antenna E Rx
  - 1. CDMA/EVDO BC0/10 Rx Only
  - 2. GSM/GPRS/EDGE 850 Rx Only
  - 3. WCDMA B5 Rx Only
  - 4. LTE B5/12/13/14/26/29/71 Rx Only
- ⑥ Sub Antenna F Rx
  - 1. CDMA/EVDO BC1 Rx Only
  - 2. GSM/GPRS/EDGE 1900 Rx Only
  - 3. UMTS B2/4 Rx Only
  - 4. LTE B2/4/7/25/30/38/41/66 Rx Only
  - 5. GPS Rx Only
- ⑦ Sub Antenna G Rx
  - 1. LTE B2/4/25/66 Rx Only (4x4 DL MIMO)
  - 2. LTE B7/30/41 Rx Only (4x4 DL MIMO)
- ⑧ Sub Antenna H Rx
  - 1. LTE B48 Rx Only
- ⑨ WIFI Antenna #1
  - 1. 2.4/5GHz WiFi Ant\_1 Tx/Rx, LTE B46 PRx
  - 2. BT/ANT+ Tx/Rx
- ⑩ WIFI Antenna #2
  - 1. WiFi Ant\_2 (2.4GHz) Tx/Rx
- ⑪ WIFI Antenna #2
  - 1. WiFi Ant\_2 (5GHz)Tx/Rx, LTE B46 DRx



Note: Exact antenna dimensions and separation distances are shown in the Technical Descriptions in the FCC Filing.


**Figure F-1**  
**DUT Antenna Locations**

FCC ID A3LSMG975U		SAR EVALUATION REPORT		Approved by: Quality Manager
Test Dates: 12/03/18 - 01/21/19	DUT Type: Portable Handset			APPENDIX F: Page 2 of 14




**Figure F-2**  
**MST/NFC Antenna and WPC Locations**



<b>FCC ID</b> A3LSMG975U	 <small>ENGINEERING LABORATORY, INC.</small>	<b>SAR EVALUATION REPORT</b>		<b>Approved by:</b> Quality Manager
<b>Test Dates:</b> 12/03/18 - 01/21/19	<b>DUT Type:</b> Portable Handset	APPENDIX F: Page 3 of 14		




**SAR Test Setup Photo 1 – Right Cheek**




**SAR Test Setup Photo 2 – Right Tilt**



<b>FCC ID</b> A3LSMG975U		<b>SAR EVALUATION REPORT</b>		<b>Approved by:</b> Quality Manager
<b>Test Dates:</b> 12/03/18 - 01/21/19	<b>DUT Type:</b> Portable Handset			<b>APPENDIX F:</b> Page 4 of 14




SAR Test Setup Photo 3 – Left Cheek




SAR Test Setup Photo 4 – Left Tilt



<b>FCC ID</b> A3LSMG975U		<b>SAR EVALUATION REPORT</b>		<b>Approved by:</b> Quality Manager
<b>Test Dates:</b> 12/03/18 - 01/21/19	<b>DUT Type:</b> Portable Handset			<b>APPENDIX F:</b> Page 5 of 14




**SAR Test Setup Photo 5 – Back Side at 15 mm**




**SAR Test Setup Photo 7 – Back Side at 10 mm**



FCC ID A3LSMG975U		SAR EVALUATION REPORT		Approved by: Quality Manager
Test Dates: 12/03/18 - 01/21/19	DUT Type: Portable Handset			APPENDIX F: Page 6 of 14




**SAR Test Setup Photo 8 – Back Side at 7 mm**




**SAR Test Setup Photo 9 – Back Side at 0 mm**

<b>FCC ID</b> A3LSMG975U		<b>SAR EVALUATION REPORT</b>		<b>Approved by:</b> Quality Manager
<b>Test Dates:</b> 12/03/18 - 01/21/19	<b>DUT Type:</b> Portable Handset			<b>APPENDIX F:</b> Page 7 of 14







**SAR Test Setup Photo 10 – Front Side at 10 mm**



**SAR Test Setup Photo 11 – Front Side at 5 mm**

FCC ID A3LSMG975U		SAR EVALUATION REPORT		Approved by: Quality Manager
Test Dates: 12/03/18 - 01/21/19	DUT Type: Portable Handset	APPENDIX F: Page 8 of 14		







**SAR Test Setup Photo 12 – Front Side at 0 mm**



**SAR Test Setup Photo 13 – Top Side at 10 mm**



<b>FCC ID</b> A3LSMG975U		<b>SAR EVALUATION REPORT</b>		<b>Approved by:</b> Quality Manager
<b>Test Dates:</b> 12/03/18 - 01/21/19	<b>DUT Type:</b> Portable Handset			<b>APPENDIX F:</b> Page 9 of 14



**SAR Test Setup Photo 14 – Top Side at 0 mm**



**SAR Test Setup Photo 15 – Bottom Side at 10 mm**



FCC ID A3LSMG975U		SAR EVALUATION REPORT		Approved by: Quality Manager
Test Dates: 12/03/18 - 01/21/19	DUT Type: Portable Handset	APPENDIX F: Page 10 of 14		



**SAR Test Setup Photo 16 – Bottom Side at 9 mm**




**SAR Test Setup Photo 17 – Bottom Side at 0 mm**



<b>FCC ID</b> A3LSMG975U		<b>SAR EVALUATION REPORT</b>		<b>Approved by:</b> Quality Manager
<b>Test Dates:</b> 12/03/18 - 01/21/19	<b>DUT Type:</b> Portable Handset			<b>APPENDIX F:</b> Page 11 of 14




**SAR Test Setup Photo 18 – Right Side at 10 mm**




**SAR Test Setup Photo 19 – Right Side at 0 mm**



FCC ID A3LSMG975U		SAR EVALUATION REPORT		Approved by: Quality Manager
Test Dates: 12/03/18 - 01/21/19	DUT Type: Portable Handset			APPENDIX F: Page 12 of 14



SAR Test Setup Photo 20 – Left Side at 10 mm





SAR Test Setup Photo 21 – Left Side at 0 mm

FCC ID A3LSMG975U		SAR EVALUATION REPORT		Approved by: Quality Manager
Test Dates: 12/03/18 - 01/21/19	DUT Type: Portable Handset			APPENDIX F: Page 13 of 14



**SAR Test Setup Photo 22 – Horizontal and Vertical Reference Lines**

<b>FCC ID</b> A3LSMG975U		<b>SAR EVALUATION REPORT</b>		<b>Approved by:</b> Quality Manager
<b>Test Dates:</b> 12/03/18 - 01/21/19	<b>DUT Type:</b> Portable Handset	<b>APPENDIX F:</b> Page 14 of 14		