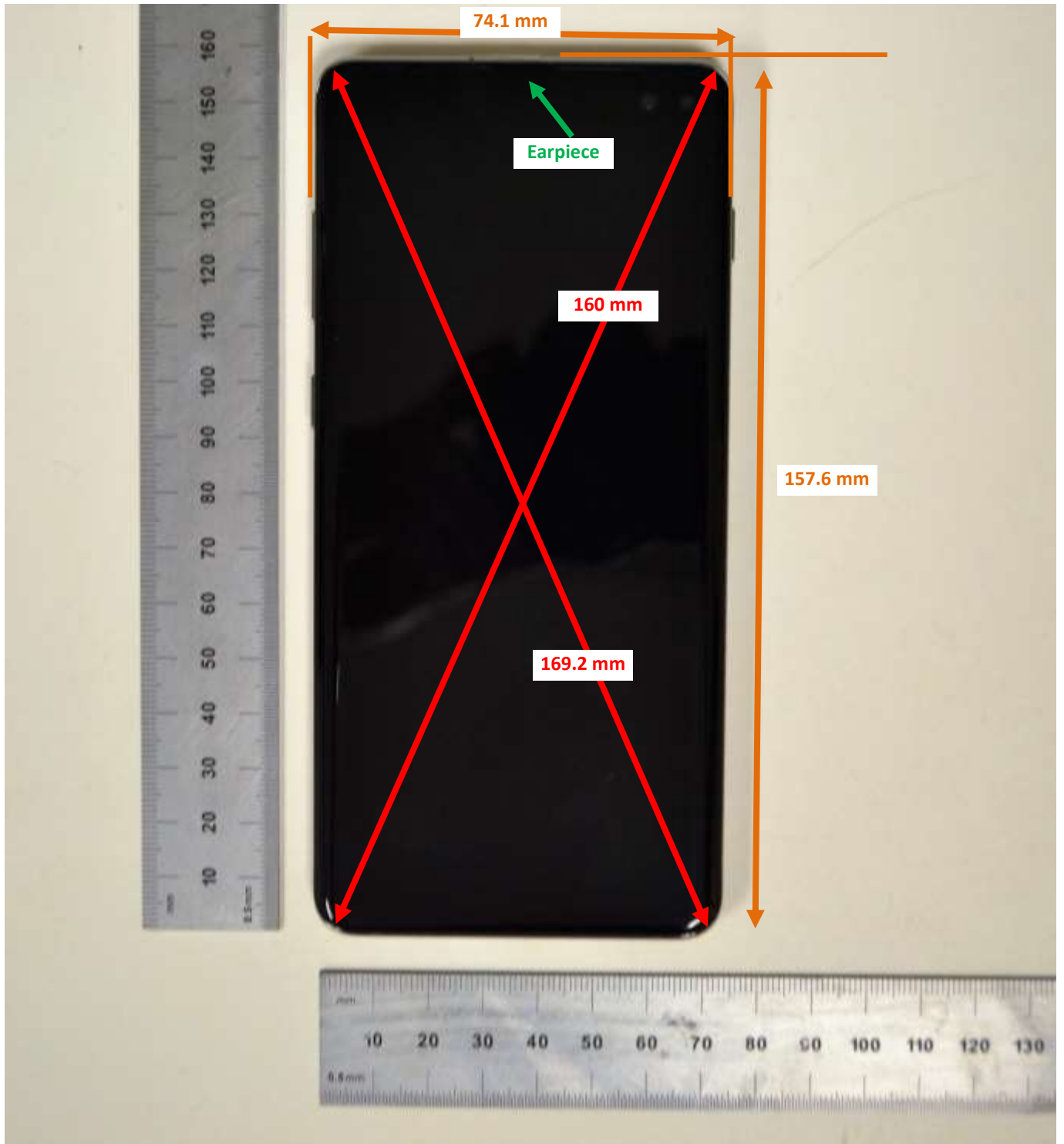


DUT and SAR Set-up Photos

Overall Dimensions



Front View of the DUT



Rear View of the DUT



Setup Photos

Handset Vertical and Horizontal Reference Lines

Vertical
Center Line


Horizontal
Line




12563988

Head Exposure Conditions


Left Touch



Left Tilt (15°)



Right Touch




Right Tilt (15°)




Body-worn Accessory Exposure Conditions

Rear @15mm




Front @15mm




Hotspot Exposure Conditions

Rear @10mm



Front @10mm



Edge 1 @10mm




Edge 2 @10mm



Edge 3 @10mm




Edge 4 @10mm




Product Specific 10g Exposure Conditions


Rear @0mm




Rear @7mm



Front @0mm



Front @5mm



Edge 1 @0mm



Edge 3 @0mm



Edge 3 @9mm



Edge 4 @0mm



Antenna Dimensions & Separation Distances

- WWAN Main Ant #1-1
- WWAN Main Ant #1-2 (LTE B41)
- WLAN ANT #1 (2.4/5 GHz & BT)
- WLAN ANT #2-1 (2.4 GHz)
- WLAN ANT #2-2 (5 GHz)

