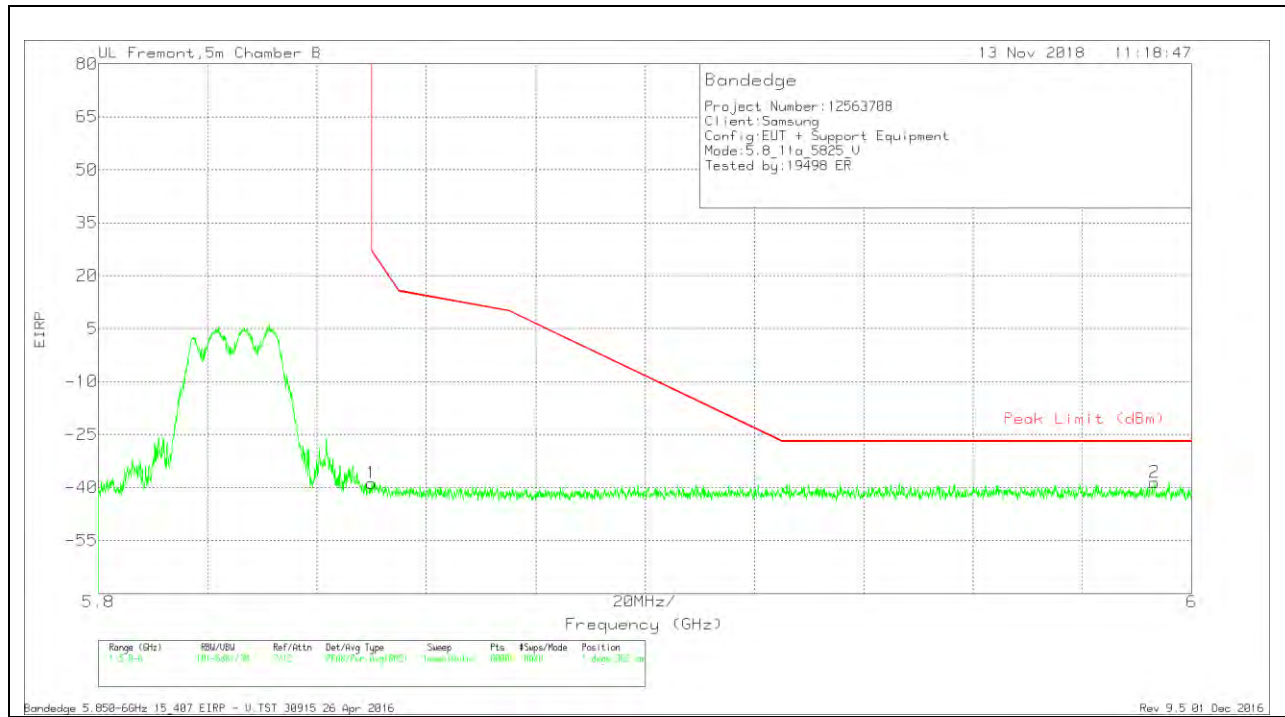


VERTICAL RESULT



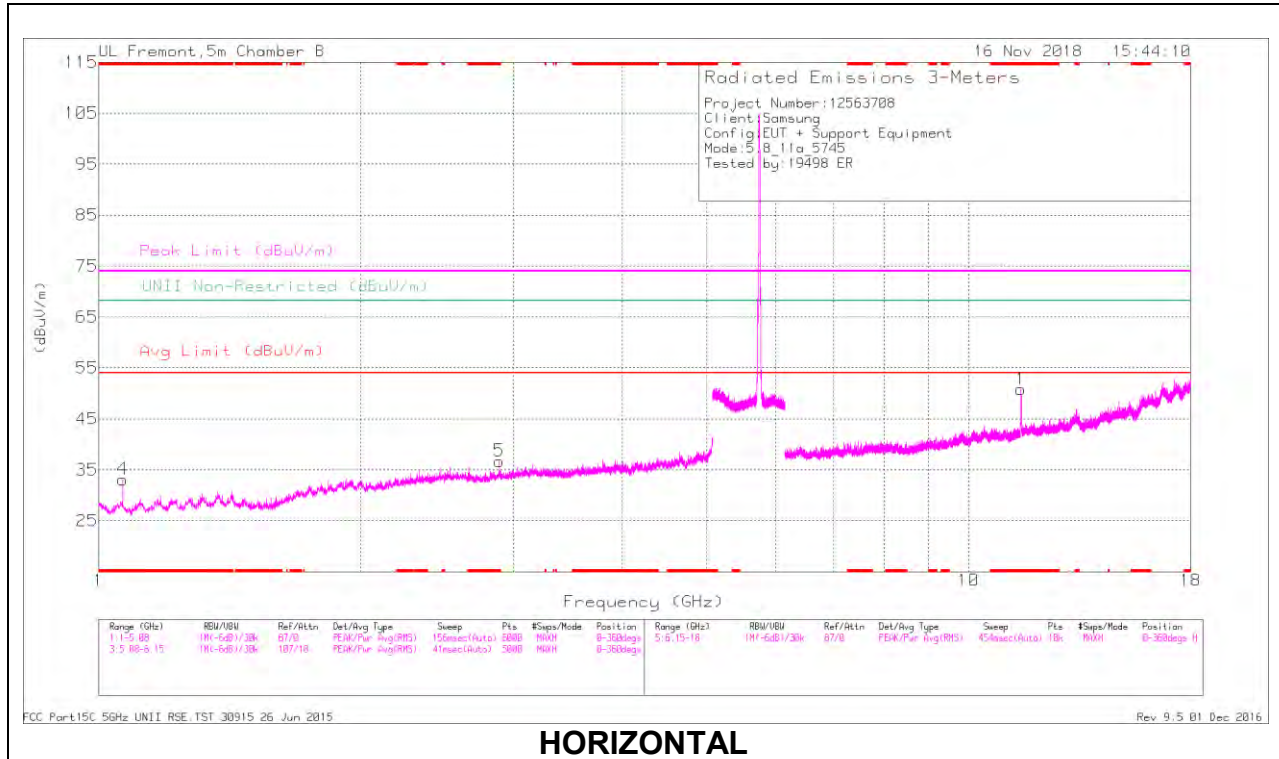
Trace Markers

Marker	Frequency (GHz)	Meter Reading (dBm)	Det	AF T863 (dB/m)	Amp/Cbl/Filtr/Pad (dB)	Conversion Factor (dB)	Corrected Reading EIRP	Peak Limit (dBm)	PK Margin (dB)	Azimuth (Degs)	Height (cm)	Polarity
1	5.85	-67	Pk	35.4	-18.9	11.8	-38.7	26.99	-65.69	1	363	V
2	5.993	-67.46	Pk	35.4	-18.3	11.8	-38.56	-27	-11.56	1	363	V

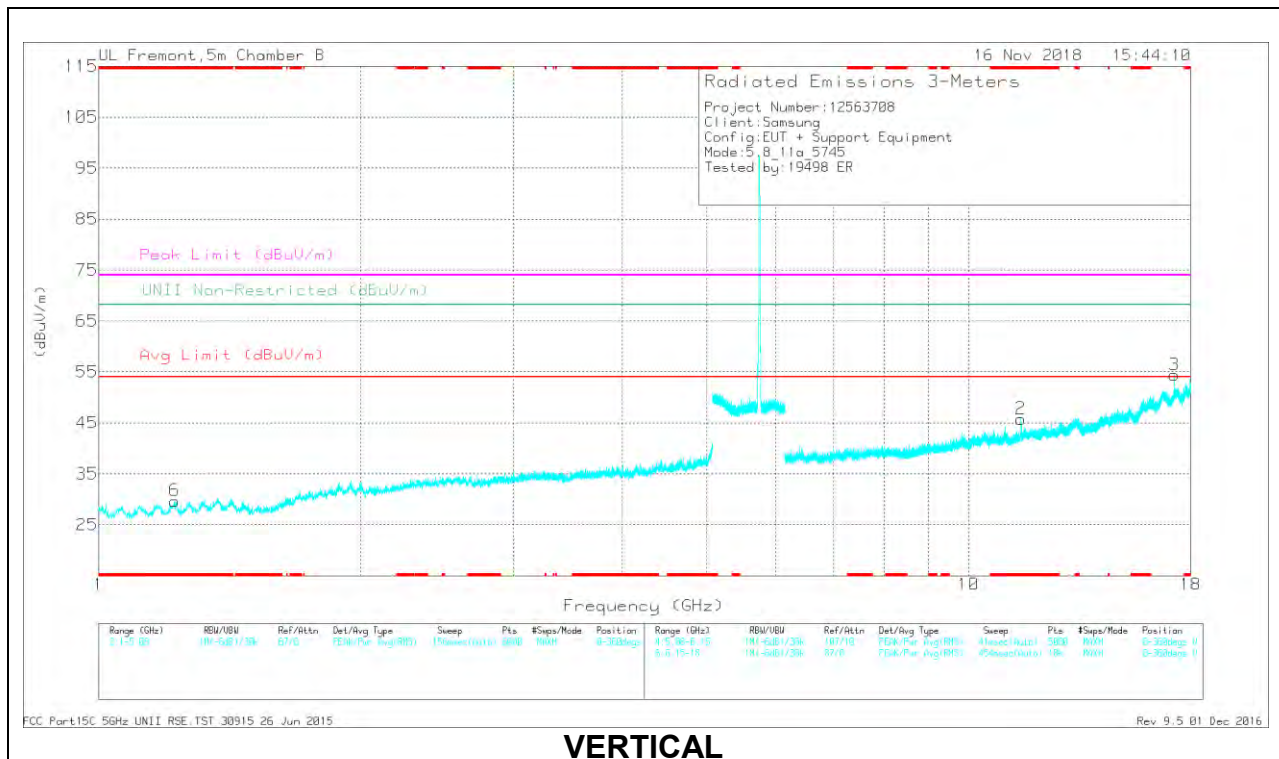
Pk - Peak detector

HARMONICS AND SPURIOUS EMISSIONS

LOW CHANNEL RESULTS



HORIZONTAL



VERTICAL

RADIATED EMISSIONS

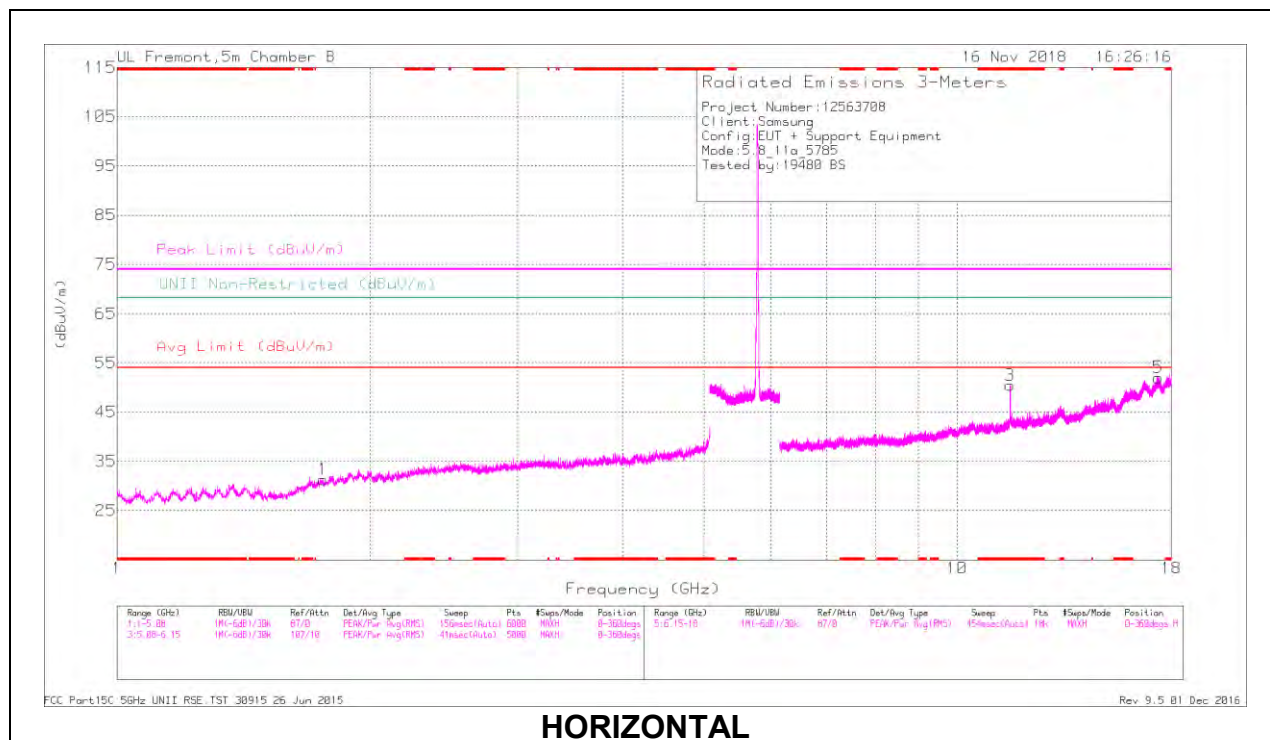
Marker	Frequency (GHz)	Meter Reading (dBuV)	Det	AF T863 (dB/m)	Amp/Cbl/Filtr/Pad (dB)	DC Corr (dB)	Corrected Reading (dBuV/m)	Avg Limit (dBuV/m)	Margin (dB)	Peak Limit (dBuV/m)	PK Margin (dB)	UNII Non-Restricted (dBuV/m)	PK Margin (dB)	Azimuth (Degs)	Height (cm)	Polarity
5	* 2.89	40.09	PK-U	32.7	-31.3	0	41.49	-	-	74	-32.51	-	-	208	174	H
	* 2.89	28.36	ADR	32.7	-31.3	.29	30.05	54	-23.95	-	-	-	-	208	174	H
4	* 1.066	42.12	PK-U	27.4	-34.2	0	35.32	-	-	74	-38.68	-	-	349	126	H
	* 1.066	30.15	ADR	27.4	-34.2	.29	23.64	54	-30.36	-	-	-	-	349	126	H
6	* 1.223	42.36	PK-U	28.3	-34.3	0	36.36	-	-	74	-37.64	-	-	148	150	V
	* 1.223	30.53	ADR	28.3	-34.3	.29	24.82	54	-29.18	-	-	-	-	148	150	V
1	* 11.489	39.76	PK-U	38.4	-22.4	0	55.76	-	-	74	-18.24	-	-	90	127	H
	* 11.489	29.06	ADR	38.4	-22.4	.29	45.35	54	-8.65	-	-	-	-	90	127	H
2	* 11.489	35.33	PK-U	38.4	-22.4	0	51.33	-	-	74	-22.67	-	-	217	254	V
	* 11.489	24.1	ADR	38.4	-22.4	.29	40.39	54	-13.61	-	-	-	-	217	254	V
3	17.234	36.52	PK-U	44.1	-18.2	0	62.42	-	-	-	-	68.2	-5.78	183	201	V

* - indicates frequency in CFR47 Pt 15 / IC RSS-Restricted Band

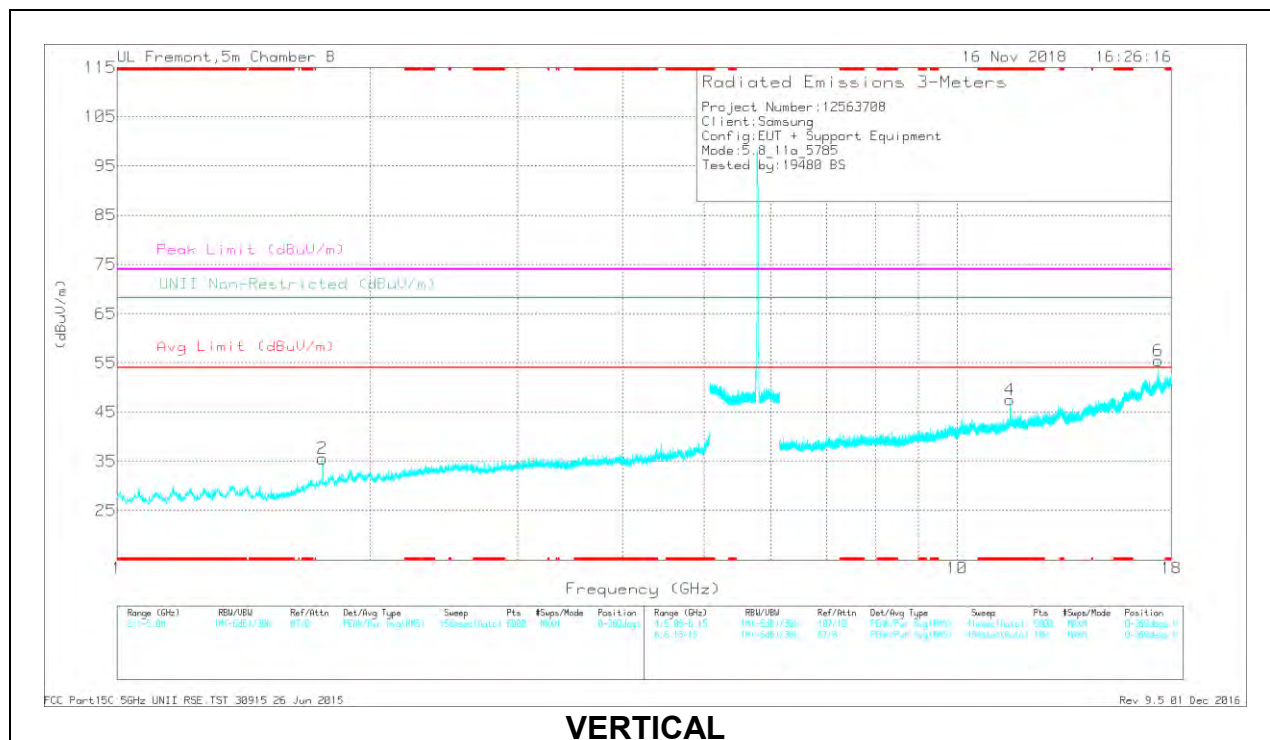
PK-U - U-NII: Maximum Peak

ADR - U-NII AD primary method, RMS average

MID CHANNEL RESULTS



HORIZONTAL



VERTICAL

RADIATED EMISSIONS

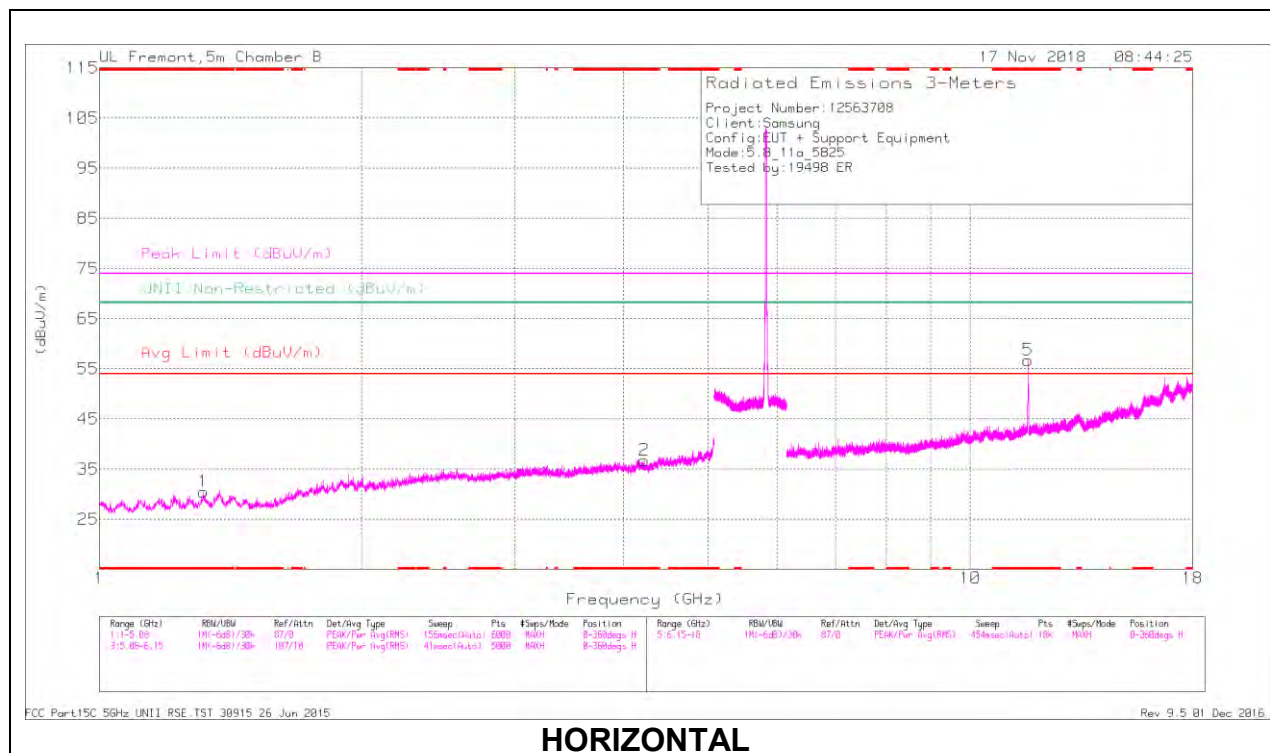
Marker	Frequency (GHz)	Meter Reading (dBuV)	Det	AF T863 (dB/m)	Amp/Cbl/Filtr/Pad (dB)	DC Corr (dB)	Corrected Reading (dBuV/m)	Avg Limit (dBuV/m)	Margin (dB)	Peak Limit (dBuV/m)	PK Margin (dB)	UNII Non-Restricted (dBuV/m)	PK Margin (dB)	Azimuth (Degs)	Height (cm)	Polarity
3	* 11.569	40.93	PK-U	38.6	-21.9	0	57.63	-	-	74	-16.37	-	-	99	107	H
	* 11.569	29.77	ADR	38.6	-21.9	.29	46.76	54	-7.24	-	-	-	-	99	107	H
4	* 11.57	37.63	PK-U	38.6	-21.9	0	54.33	-	-	74	-19.67	-	-	92	103	V
	* 11.569	25.87	ADR	38.6	-21.9	.29	42.86	54	-11.14	-	-	-	-	92	103	V
1	1.758	40.99	PK-U	30.2	-33.3	0	37.89	-	-	-	-	68.2	-30.31	193	353	H
2	1.759	41.26	PK-U	30.2	-33.3	0	38.16	-	-	-	-	68.2	-30.04	168	361	V
6	17.353	35.88	PK-U	44.5	-17.9	0	62.48	-	-	-	-	68.2	-5.72	193	214	V
5	17.354	30.74	PK-U	44.4	-17.9	0	57.24	-	-	-	-	68.2	-10.96	212	233	H

* - indicates frequency in CFR47 Pt 15 / IC RSS-Restricted Band

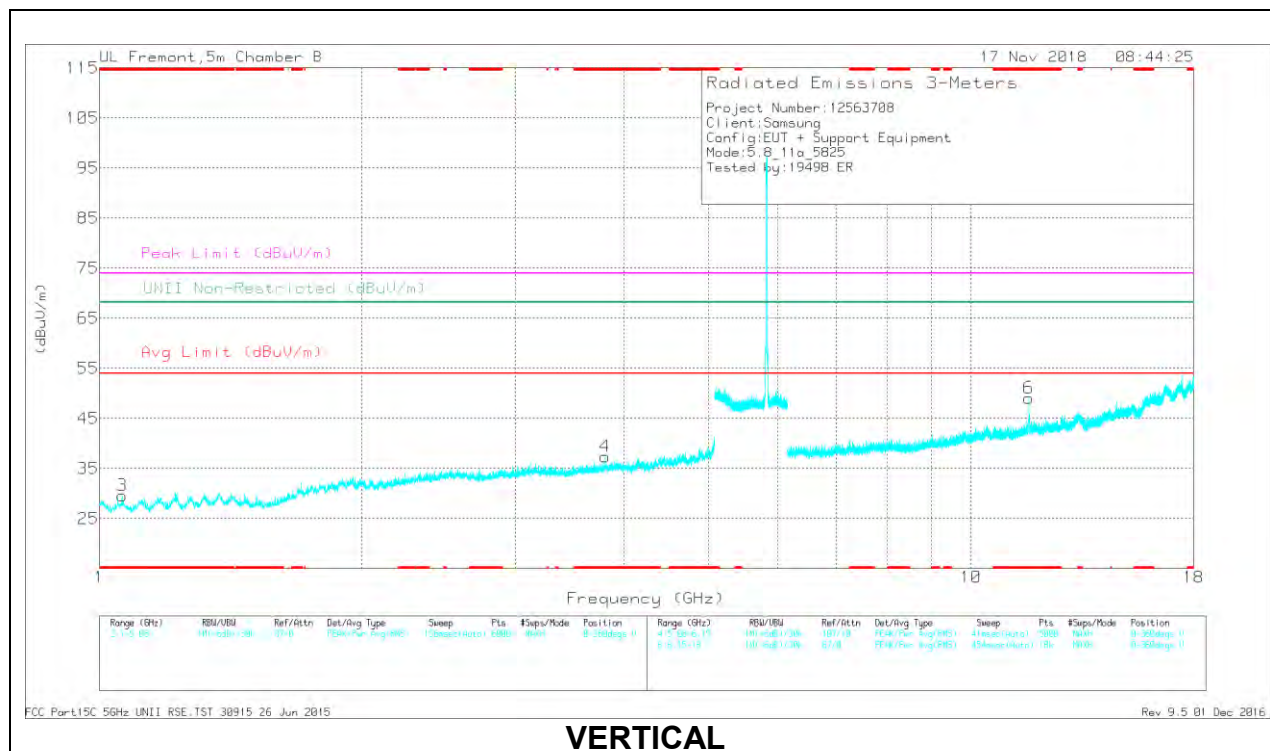
PK-U - U-NII: Maximum Peak

ADR - U-NII AD primary method, RMS average

HIGH CHANNEL RESULTS



HORIZONTAL



VERTICAL

RADIATED EMISSIONS

Marker	Frequency (GHz)	Meter Reading (dBuV)	Det	AF T863 (dB/m)	Amp/Cbl/Filtr/Pad (dB)	DC Corr (dB)	Corrected Reading (dBuV/m)	Avg Limit (dBuV/m)	Margin (dB)	Peak Limit (dBuV/m)	PK Margin (dB)	UNII Non-Restricted (dBuV/m)	PK Margin (dB)	Azimuth (Degs)	Height (cm)	Polarity
2	* 4.226	39.41	PK-U	33.6	-30.2	0	42.81	-	-	74	-31.19	-	-	21	231	H
	* 4.227	28.23	ADR	33.6	-30.2	.29	31.92	54	-22.08	-	-	-	-	21	231	H
1	* 1.317	42.28	PK-U	28.4	-34	0	36.68	-	-	74	-37.32	-	-	181	190	H
	* 1.316	30.4	ADR	28.4	-34	.29	25.09	54	-28.91	-	-	-	-	181	190	H
4	* 3.805	39.9	PK-U	33.4	-30.6	0	42.7	-	-	74	-31.3	-	-	134	400	V
	* 3.805	28.77	ADR	33.4	-30.6	.29	31.86	54	-22.14	-	-	-	-	134	400	V
3	* 1.063	42.14	PK-U	27.4	-34.1	0	35.44	-	-	74	-38.56	-	-	72	315	V
	* 1.06	30.87	ADR	27.4	-34.3	.29	24.26	54	-29.74	-	-	-	-	72	315	V
5	* 11.654	42.97	PK-U	38.8	-21.8	0	59.97	-	-	74	-14.03	-	-	195	111	H
	* 11.649	31.98	ADR	38.8	-21.6	.29	49.47	54	-4.53	-	-	-	-	195	111	H
6	* 11.654	38.38	PK-U	38.8	-21.8	0	55.38	-	-	74	-18.62	-	-	211	223	V
	* 11.649	26.12	ADR	38.8	-21.6	.29	43.61	54	-10.39	-	-	-	-	211	223	V

* - indicates frequency in CFR47 Pt 15 / IC RSS-Restricted Band

PK-U - U-NII: Maximum Peak

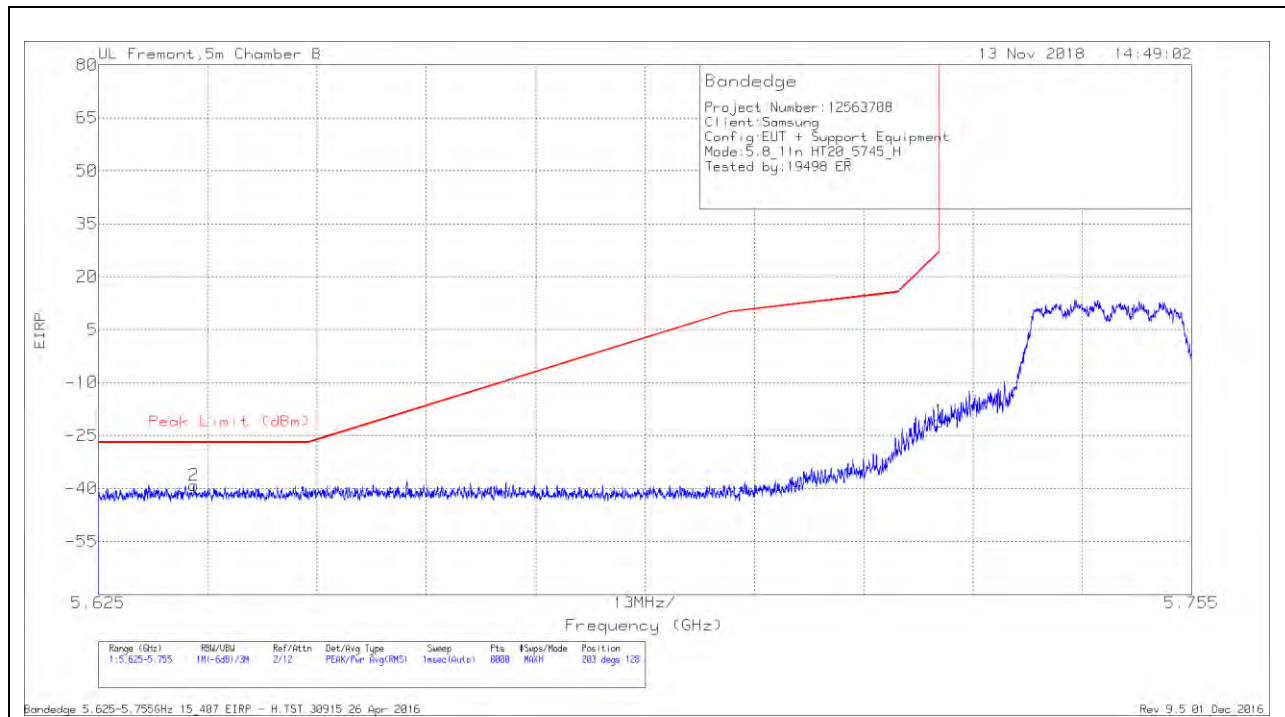
ADR - U-NII AD primary method, RMS average

10.1.23. TX ABOVE 1 GHz 802.11n HT20 MODE IN THE 5.8 GHz BAND

2TX Antenna 1 + Antenna 2 CDD MODE

BANDEDGE (LOW CHANNEL)

HORIZONTAL RESULT

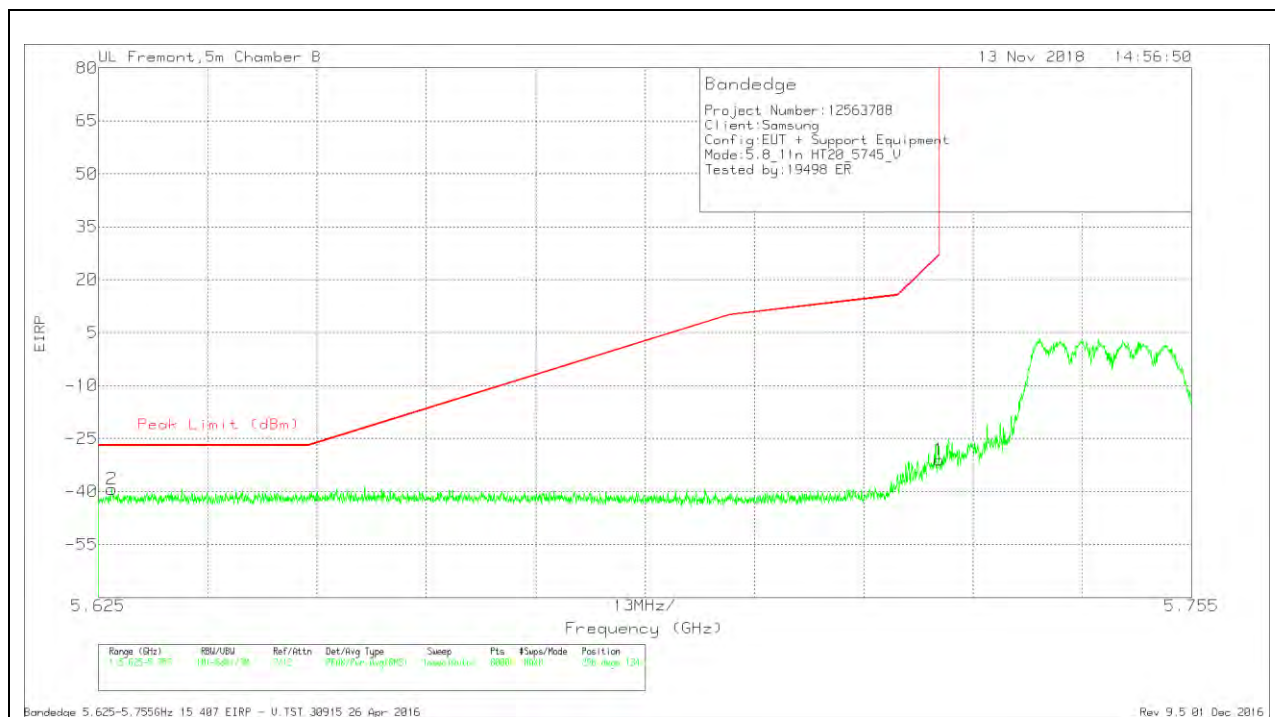


Trace Markers

Marker	Frequency (GHz)	Meter Reading (dBm)	Det	AF T863 (dB/m)	Amp/Cb/Fitr/Pad (dB)	Conversion Factor (dB)	Corrected Reading EIRP	Peak Limit (dBm)	PK Margin (dB)	Azimuth (Degs)	Height (cm)	Polarity
2	5.636	-67.47	Pk	35.5	-18.9	11.8	-39.07	-27	-12.07	203	128	H
1	5.725	-49.39	Pk	35.5	-18.9	11.8	-20.99	27	-47.99	203	128	H

Pk - Peak detector

VERTICAL RESULT



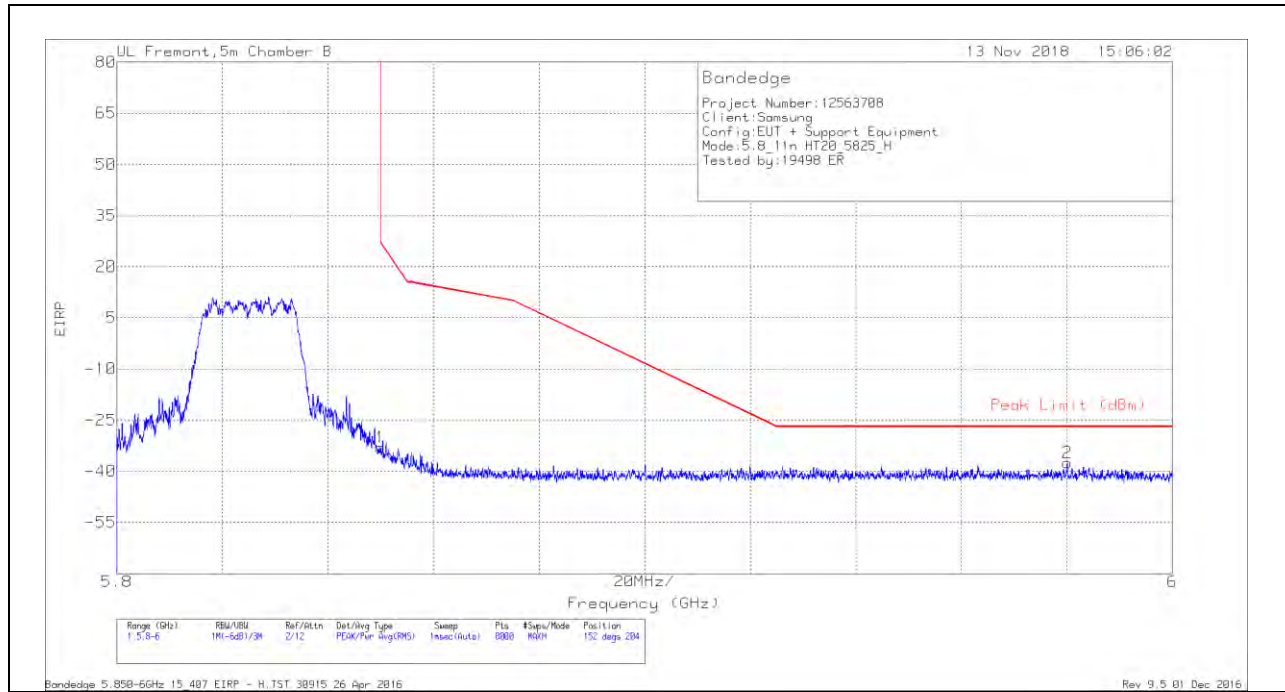
Trace Markers

Marker	Frequency (GHz)	Meter Reading (dBm)	Det	AF T863 (dB/m)	Amp/Cbl/Filtr/Pad (dB)	Conversion Factor (dB)	Corrected Reading EIRP	Peak Limit (dBm)	PK Margin (dB)	Azimuth (Degs)	Height (cm)	Polarity
2	5.627	-67.78	Pk	35.5	-18.8	11.8	-39.28	-27	-12.28	256	134	V
1	5.725	-59.43	Pk	35.5	-18.9	11.8	-31.03	27	-58.03	256	134	V

Pk - Peak detector

BANDEDGE (HIGH CHANNEL)

HORIZONTAL RESULT

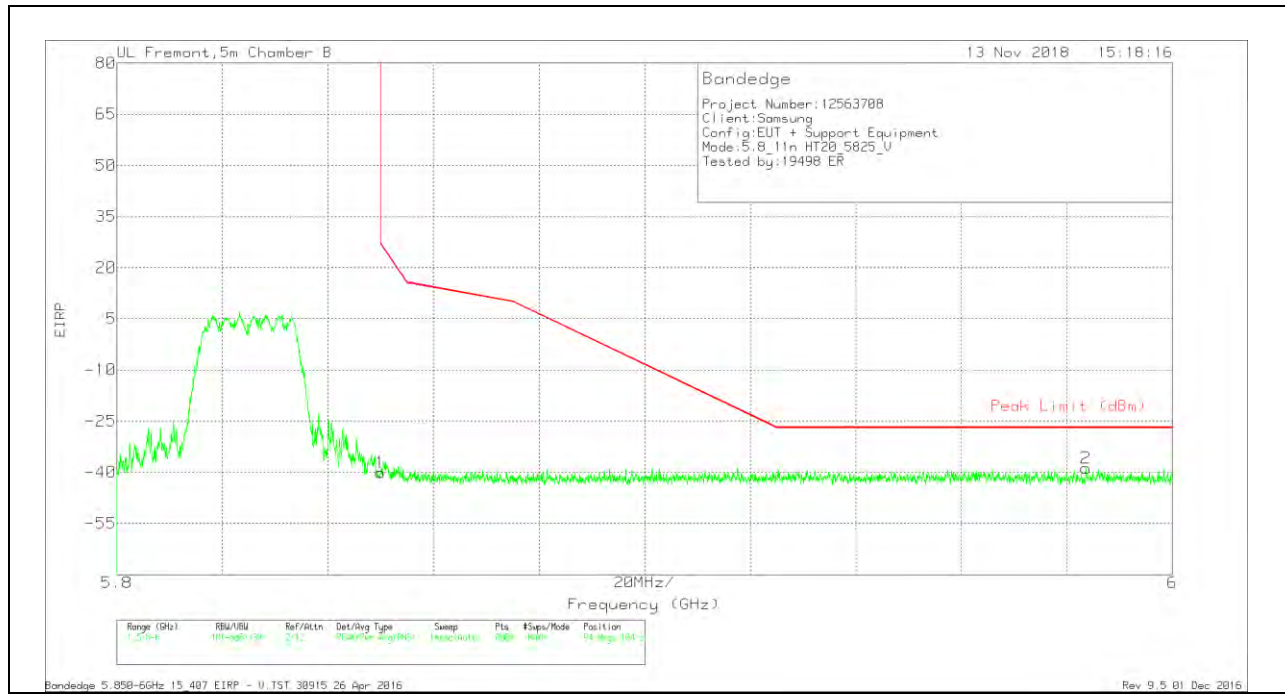


Trace Markers

Marker	Frequency (GHz)	Meter Reading (dBm)	Det	AF T863 (dB/m)	Amp/Cbl/Fitr/Pad (dB)	Conversion Factor (dB)	Corrected Reading EIRP	Peak Limit (dBm)	PK Margin (dB)	Azimuth (Degs)	Height (cm)	Polarity
1	5.85	-61.37	Pk	35.4	-18.9	11.8	-33.07	26.99	-60.06	152	204	H
2	5.98	-66.43	Pk	35.4	-18.2	11.8	-37.43	-27	-10.43	152	204	H

Pk - Peak detector

VERTICAL RESULT



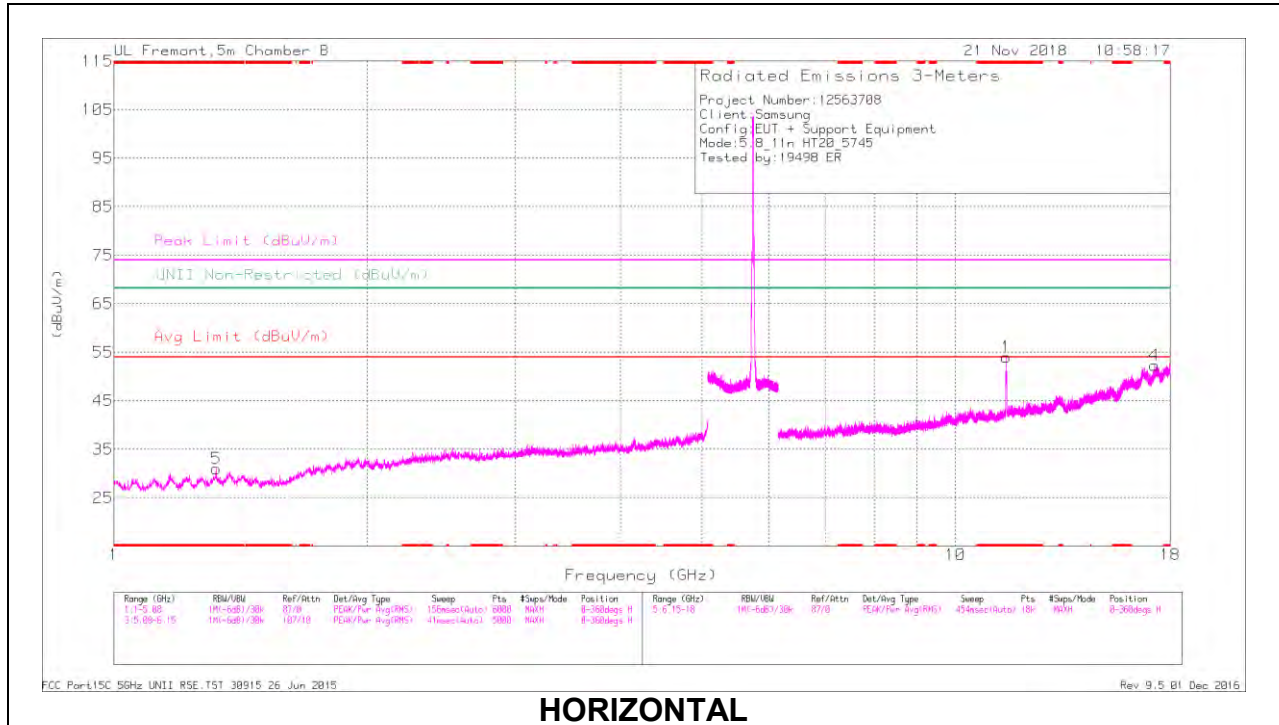
Trace Markers

Marker	Frequency (GHz)	Meter Reading (dBm)	Det	AF T863 (dB/m)	Amp/Cbl/Ftr/Pad (dB)	Conversion Factor (dB)	Corrected Reading EIRP	Peak Limit (dBm)	PK Margin (dB)	Azimuth (Degs)	Height (cm)	Polarity
1	5.85	-68.35	Pk	35.4	-18.9	11.8	-40.05	26.99	-67.04	94	104	V
2	5.984	-67.61	Pk	35.4	-18.3	11.8	-38.71	-27	-11.71	94	104	V

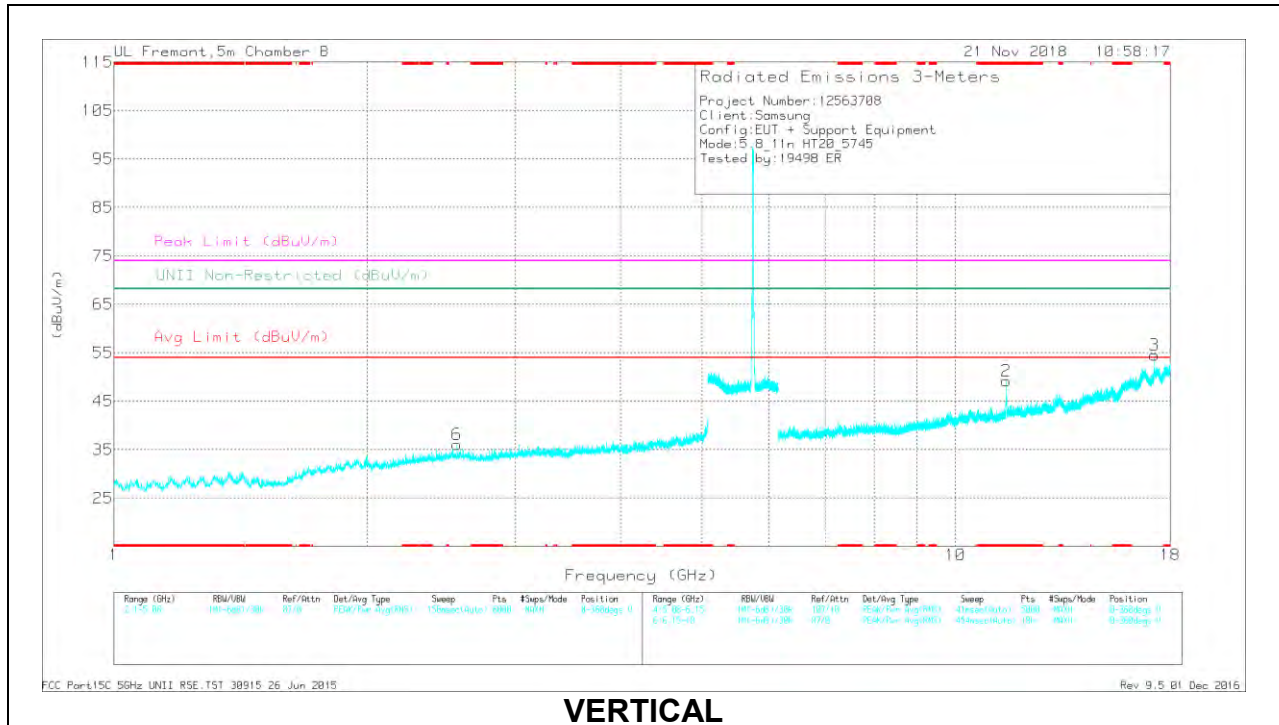
Pk - Peak detector

HARMONICS AND SPURIOUS EMISSIONS

LOW CHANNEL RESULTS



HORIZONTAL



VERTICAL

RADIATED EMISSIONS

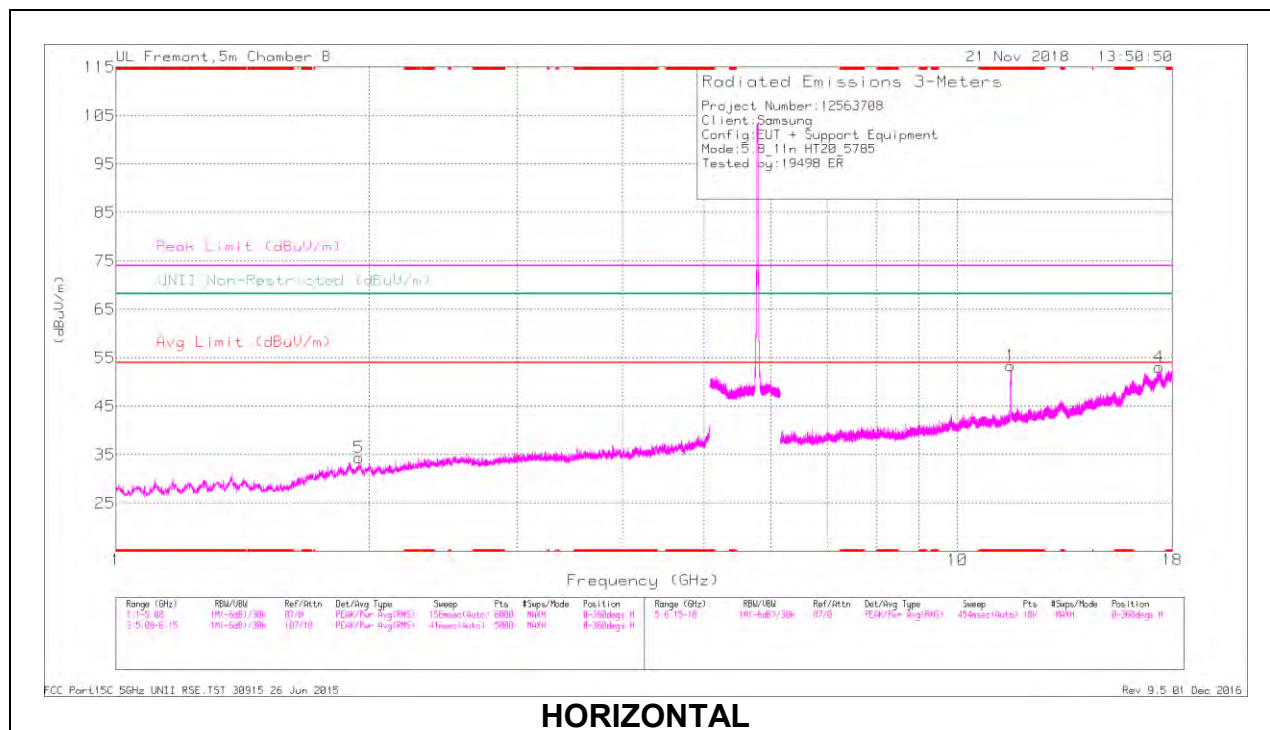
Marker	Frequency (GHz)	Meter Reading (dBuV)	Det	AF T863 (dB/m)	Amp/Cbl/Filtr/Pad (dB)	DC Corr (dB)	Corrected Reading (dBuV/m)	Avg Limit (dBuV/m)	Margin (dB)	Peak Limit (dBuV/m)	PK Margin (dB)	UNII Non-Restricted (dBuV/m)	PK Margin (dB)	Azimuth (Degs)	Height (cm)	Polarity
5	* 1.321	42.38	PK-U	28.4	-33.9	0	36.88	-	-	74	-37.12	-	-	164	254	H
	* 1.321	30.43	ADR	28.4	-33.9	.3	25.23	54	-28.77	-	-	-	-	164	254	H
1	* 11.489	43.64	PK-U	38.4	-22.4	0	59.64	-	-	74	-14.36	-	-	89	112	H
	* 11.489	31.95	ADR	38.4	-22.4	.3	48.25	54	-5.75	-	-	-	-	89	112	H
2	* 11.494	40.46	PK-U	38.4	-22.4	0	56.46	-	-	74	-17.54	-	-	75	110	V
	* 11.489	27.7	ADR	38.4	-22.4	.3	44	54	-10	-	-	-	-	75	110	V
6	2.554	40.21	PK-U	32.7	-31.9	0	41.01	-	-	-	-	68.2	-27.19	223	151	V
3	17.237	35.53	PK-U	44.1	-18.2	0	61.43	-	-	-	-	68.2	-6.77	191	118	V
4	17.251	31.74	PK-U	44.3	-18.3	0	57.74	-	-	-	-	68.2	-10.46	98	112	H

* - indicates frequency in CFR47 Pt 15 / IC RSS-Restricted Band

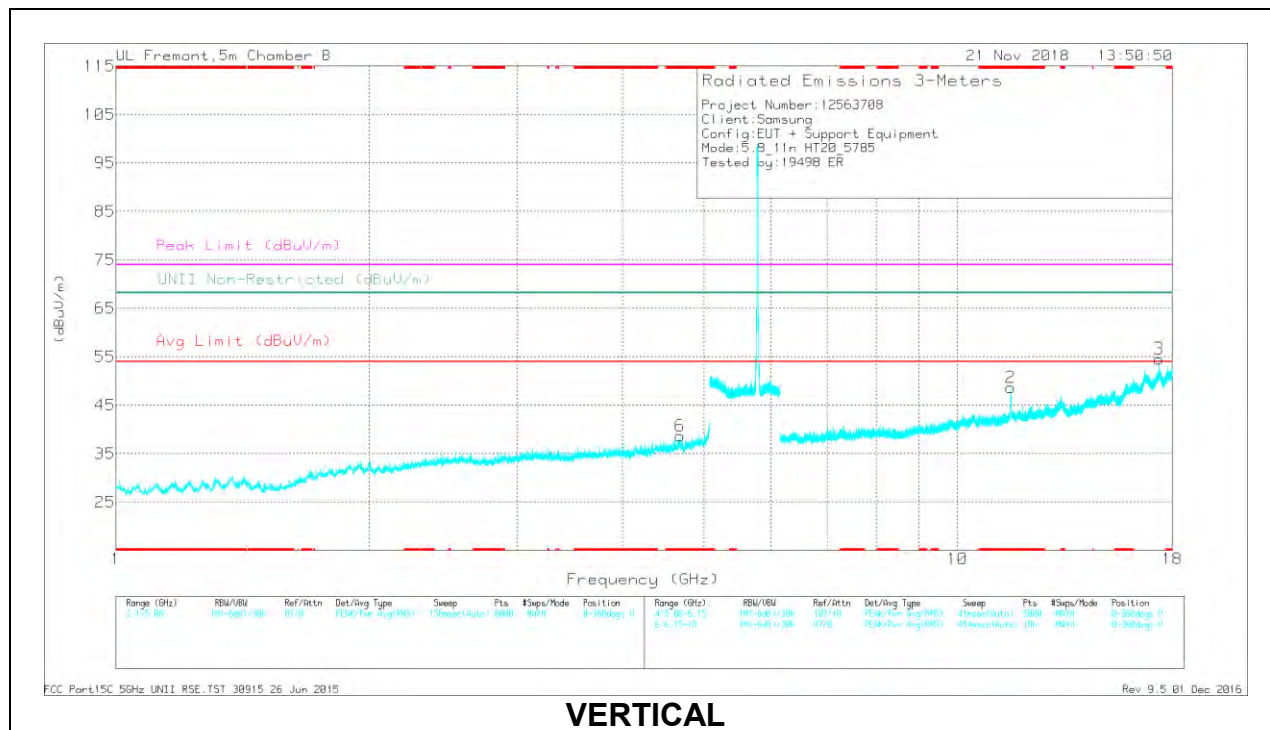
PK-U - U-NII: Maximum Peak

ADR - U-NII AD primary method, RMS average

MID CHANNEL RESULTS



HORIZONTAL



VERTICAL

RADIATED EMISSIONS

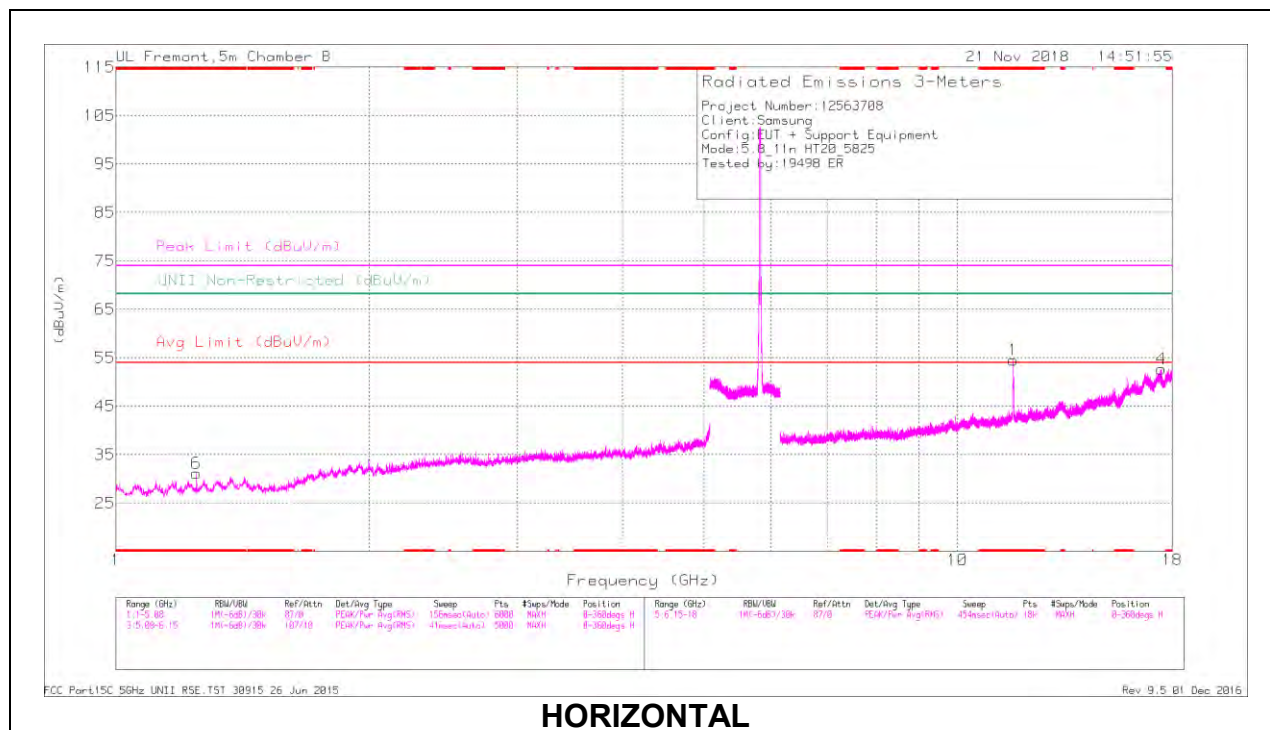
Marker	Frequency (GHz)	Meter Reading (dBuV)	Det	AF T863 (dB/m)	Amp/Cbl/Filtr/Pad (dB)	DC Corr (dB)	Corrected Reading (dBuV/m)	Avg Limit (dBuV/m)	Margin (dB)	Peak Limit (dBuV/m)	PK Margin (dB)	UNII Non-Restricted (dBuV/m)	PK Margin (dB)	Azimuth (Degs)	Height (cm)	Polarity
6	* 4.684	37.87	PK-U	34.2	-28.9	0	43.17	-	-	74	-30.83	-	-	246	126	V
	* 4.681	27.27	ADR	34.1	-28.8	.3	32.87	54	-21.13	-	-	-	-	246	126	V
1	* 11.575	42.99	PK-U	38.6	-21.8	0	59.79	-	-	74	-14.21	-	-	84	118	H
	* 11.57	31.32	ADR	38.6	-21.9	.3	48.32	54	-5.68	-	-	-	-	84	118	H
2	* 11.572	38.71	PK-U	38.6	-21.8	0	55.51	-	-	74	-18.49	-	-	82	112	V
	* 11.57	26.16	ADR	38.6	-21.9	.3	43.16	54	-10.84	-	-	-	-	82	112	V
5	1.946	40.96	PK-U	31	-32.1	0	39.86	-	-	-	-	68.2	-28.34	88	182	H
3	17.362	35.17	PK-U	44.4	-18	0	61.57	-	-	-	-	68.2	-6.63	187	194	V
4	17.365	31.25	PK-U	44.4	-18	0	57.65	-	-	-	-	68.2	-10.55	2	158	H

* - indicates frequency in CFR47 Pt 15 / IC RSS-Restricted Band

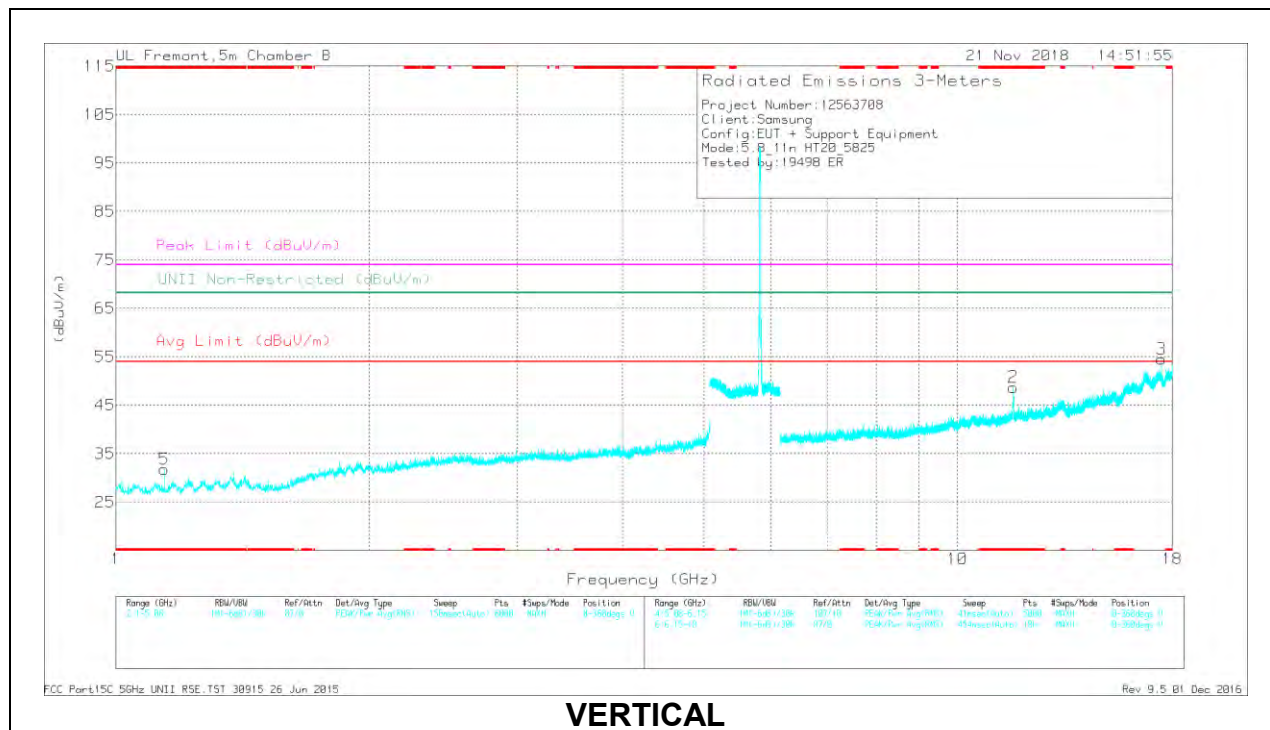
PK-U - U-NII: Maximum Peak

ADR - U-NII AD primary method, RMS average

HIGH CHANNEL RESULTS



HORIZONTAL



VERTICAL

RADIATED EMISSIONS

Marker	Frequency (GHz)	Meter Reading (dBuV)	Det	AF T863 (dB/m)	Amp/Cbl/Filtr/Pad (dB)	DC Corr (dB)	Corrected Reading (dBuV/m)	Avg Limit (dBuV/m)	Margin (dB)	Peak Limit (dBuV/m)	PK Margin (dB)	UNII Non-Restricted (dBuV/m)	PK Margin (dB)	Azimuth (Degs)	Height (cm)	Polarity
6	* 1.245	40.94	PK-U	28.3	-34.3	0	34.94	-	-	74	-39.06	-	-	139	131	H
	* 1.245	29.44	ADR	28.3	-34.3	.3	23.74	54	-30.26	-	-	-	-	139	131	H
5	* 1.14	40.53	PK-U	27.6	-34	0	34.13	-	-	74	-39.87	-	-	256	221	V
	* 1.143	29.32	ADR	27.6	-34	.3	23.22	54	-30.78	-	-	-	-	256	221	V
1	* 11.65	44.09	PK-U	38.8	-21.7	0	61.19	-	-	74	-12.81	-	-	92	109	H
	* 11.65	31.8	ADR	38.8	-21.7	.3	49.2	54	-4.8	-	-	-	-	92	109	H
2	* 11.649	38.58	PK-U	38.8	-21.6	0	55.78	-	-	74	-18.22	-	-	197	223	V
	* 11.649	26.54	ADR	38.8	-21.6	.3	44.04	54	-9.96	-	-	-	-	197	223	V
3	17.472	34.23	PK-U	43.3	-17.4	0	60.13	-	-	-	-	68.2	-8.07	189	106	V
4	17.473	32.16	PK-U	43.3	-17.4	0	58.06	-	-	-	-	68.2	-10.14	183	111	H

* - indicates frequency in CFR47 Pt 15 / IC RSS-Restricted Band

PK-U - U-NII: Maximum Peak

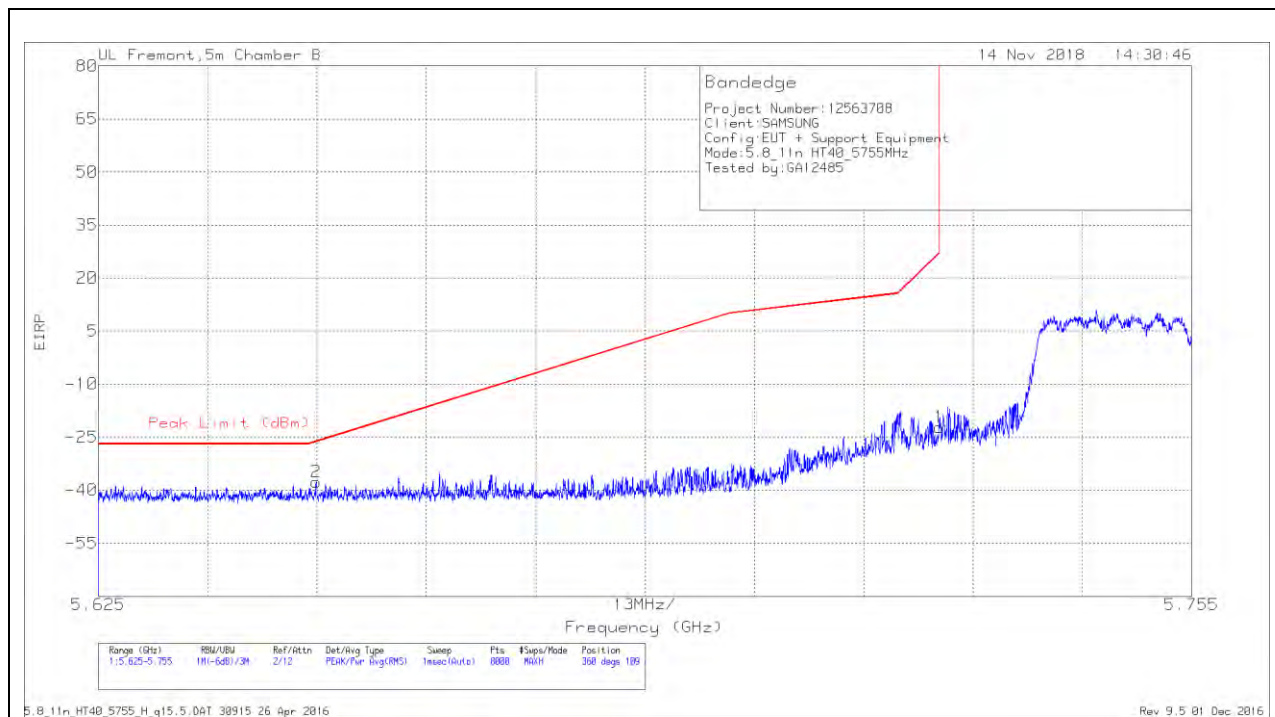
ADR - U-NII AD primary method, RMS average

10.1.24. TX ABOVE 1 GHz 802.11n HT40 MODE IN THE 5.8 GHz BAND

2TX Antenna 1 + Antenna 2 CDD MODE

BANDEDGE (LOW CHANNEL)

HORIZONTAL RESULT

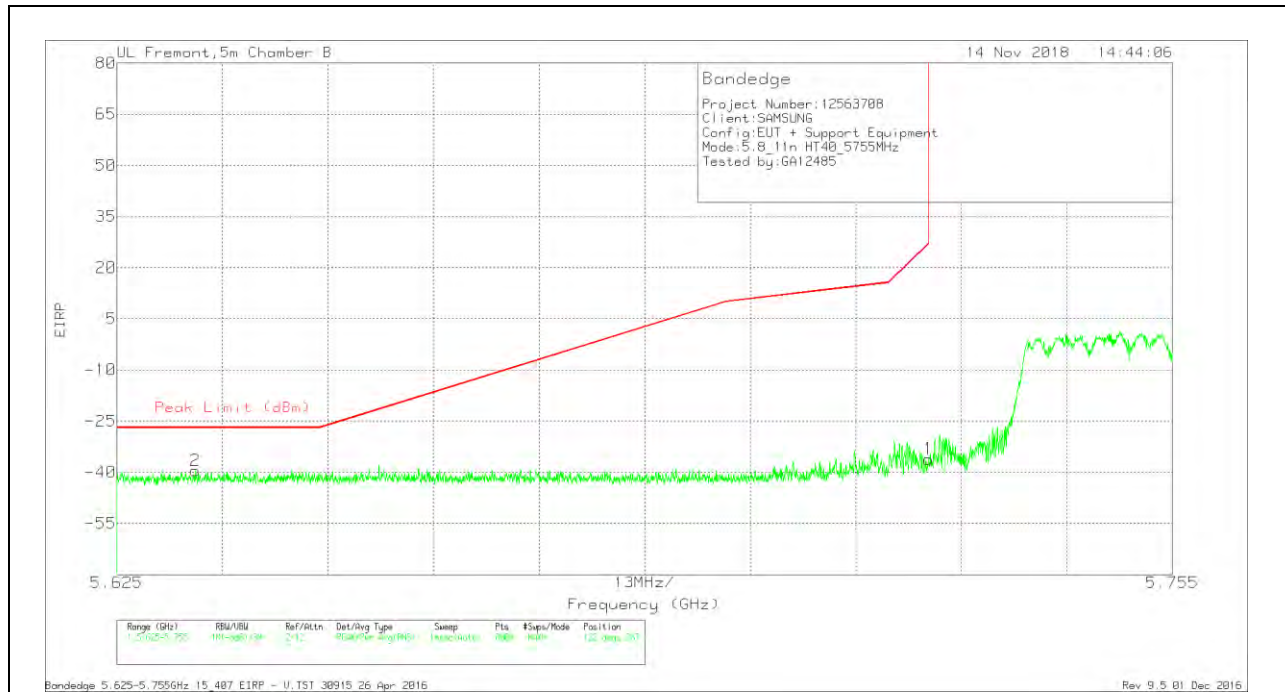


Trace Markers

Marker	Frequency (GHz)	Meter Reading (dBm)	Det	AF T863 (dB/m)	Amp/Cb/Filtr/Pad (dB)	Conversion Factor (dB)	DC Corr (dB)	Corrected Reading EIRP	Peak Limit (dBm)	PK Margin (dB)	Azimuth (Degs)	Height (cm)	Polarity
2	5.651	-66.29	Pk	35.5	-18.6	11.8	0	-37.59	-26.34	-11.25	360	109	H
1	5.725	-50.51	Pk	35.5	-18.9	11.8	0	-22.11	27	-49.11	360	109	H

Pk - Peak detector

VERTICAL RESULT



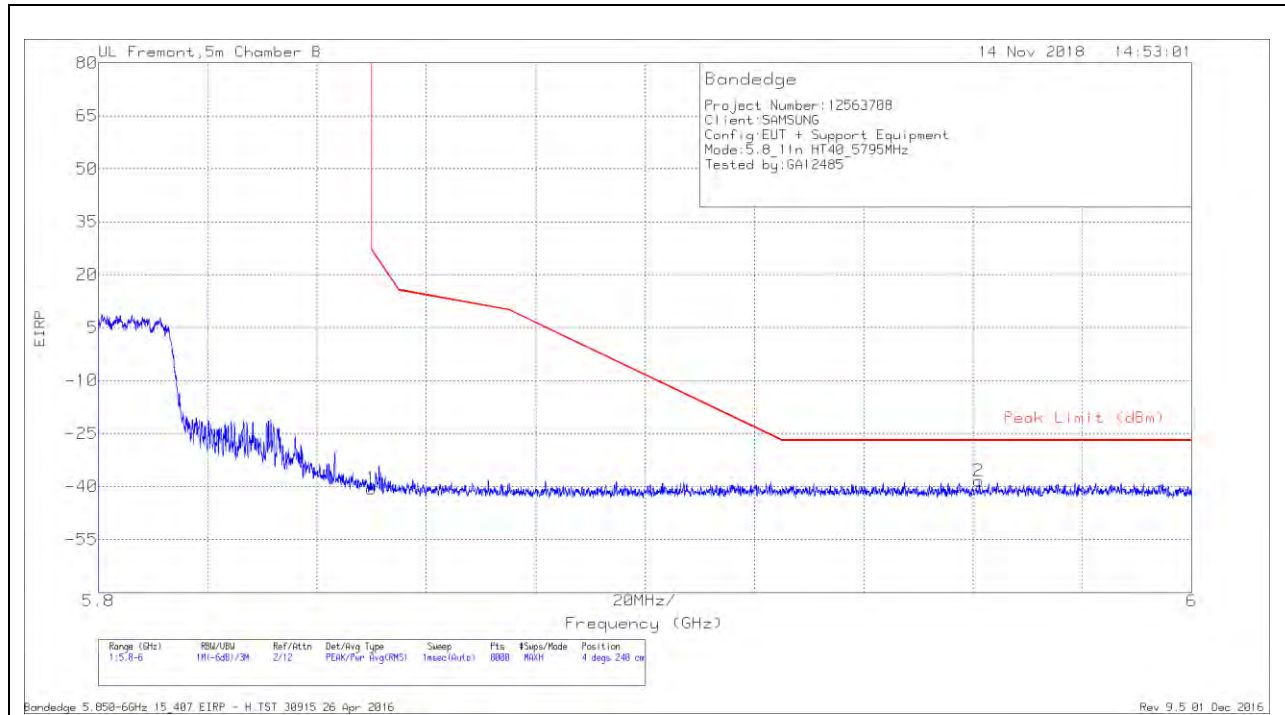
Trace Markers

Marker	Frequency (GHz)	Meter Reading (dBm)	Det	AF T863 (dB/m)	Amp/Cb/Filtr/Pad (dB)	Conversion Factor (dB)	DC Corr (dB)	Corrected Reading EIRP	Peak Limit (dBm)	PK Margin (dB)	Azimuth (Degs)	Height (cm)	Polarity
2	5.635	-67.97	Pk	35.5	-18.8	11.8	0	-39.47	-27	-12.47	122	287	V
1	5.725	-64.5	Pk	35.5	-18.9	11.8	0	-36.1	27	-63.1	122	287	V

Pk - Peak detector

BANDEDGE (HIGH CHANNEL)

HORIZONTAL RESULT

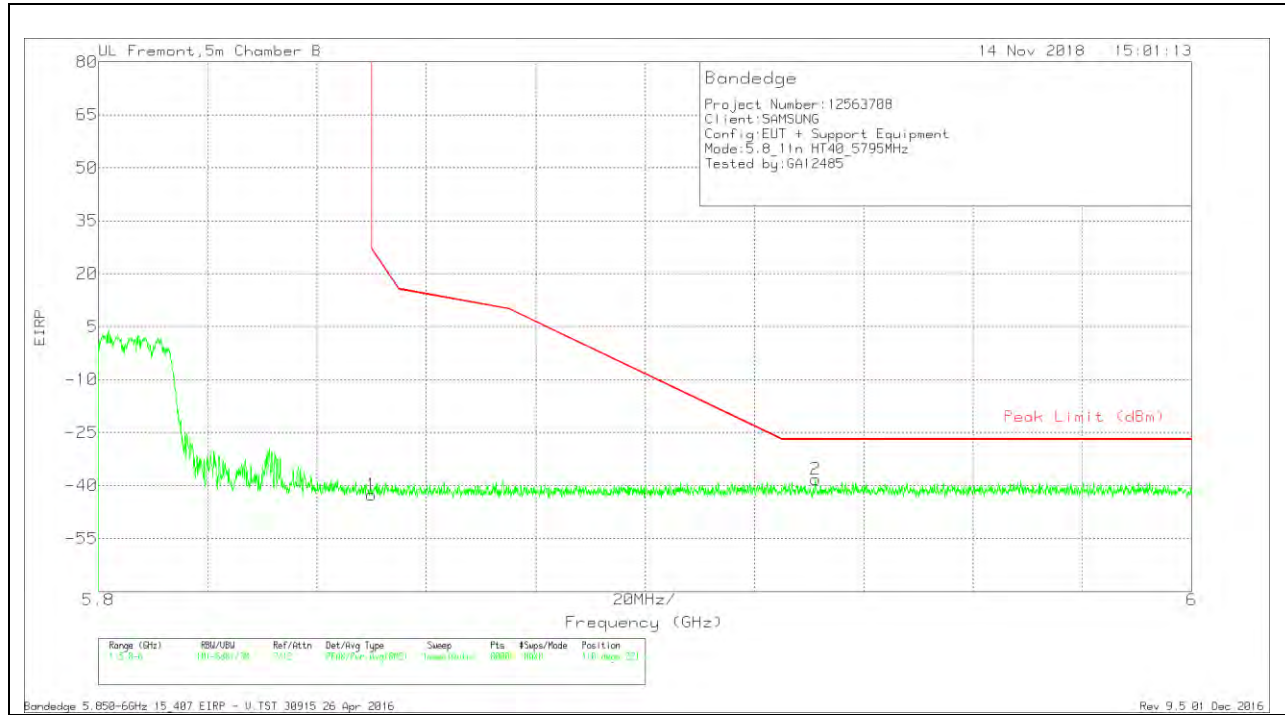


Trace Markers

Marker	Frequency (GHz)	Meter Reading (dBm)	Det	AF T863 (dB/m)	Amp/Cb1/Filtr/Pad (dB)	Conversion Factor (dB)	DC Corr (dB)	Corrected Reading EIRP	Peak Limit (dBm)	PK Margin (dB)	Azimuth (Degs)	Height (cm)	Polarity
1	5.85	-68.86	Pk	35.4	-18.9	11.8	0	-40.56	26.99	-67.55	4	240	H
2	5.961	-67.13	Pk	35.4	-18.5	11.8	0	-38.43	-27	-11.43	4	240	H

Pk - Peak detector

VERTICAL RESULT



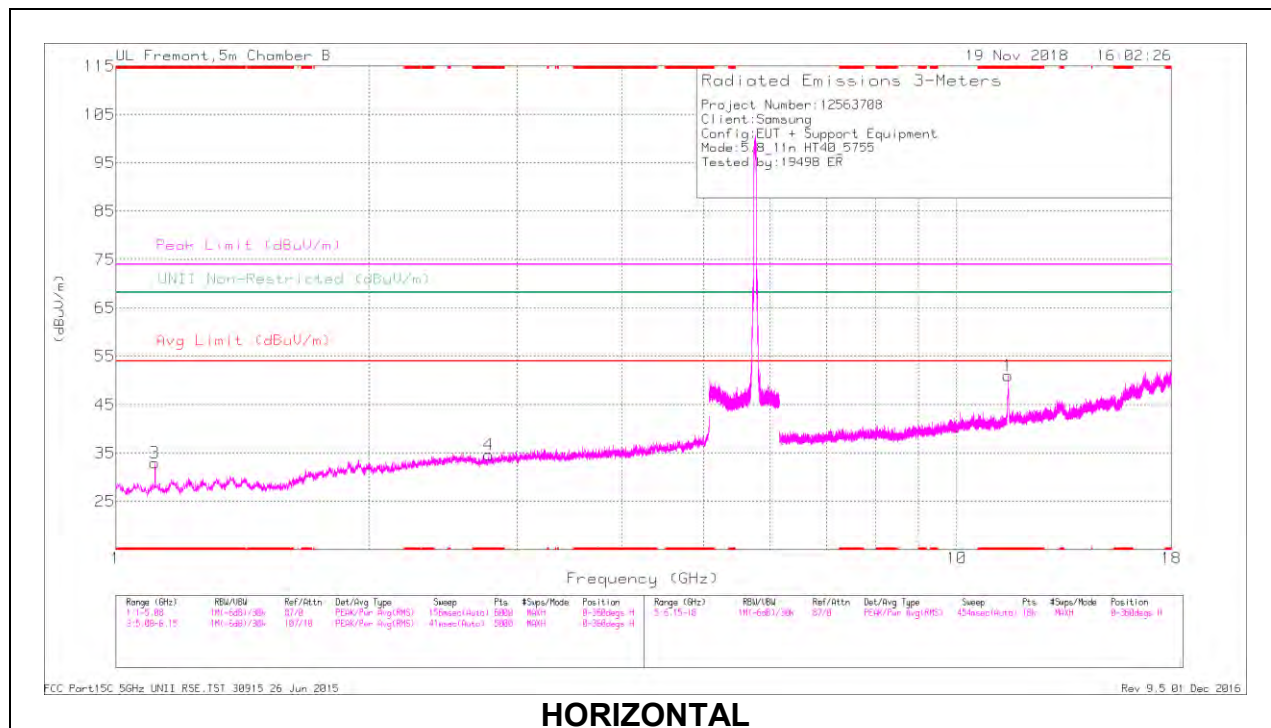
Trace Markers

Marker	Frequency (GHz)	Meter Reading (dBm)	Det	AF T863 (dB/m)	Amp/Cbl/Fitr/Pad (dB)	Conversion Factor (dB)	DC Corr (dB)	Corrected Reading EIRP	Peak Limit (dBm)	PK Margin (dB)	Azimuth (Degs)	Height (cm)	Polarity
1	5.85	-71	Pk	35.4	-18.9	11.8	0	-42.7	26.99	-69.69	110	221	V
2	5.931	-67.1	Pk	35.4	-18.4	11.8	0	-38.3	-27	-11.3	110	221	V

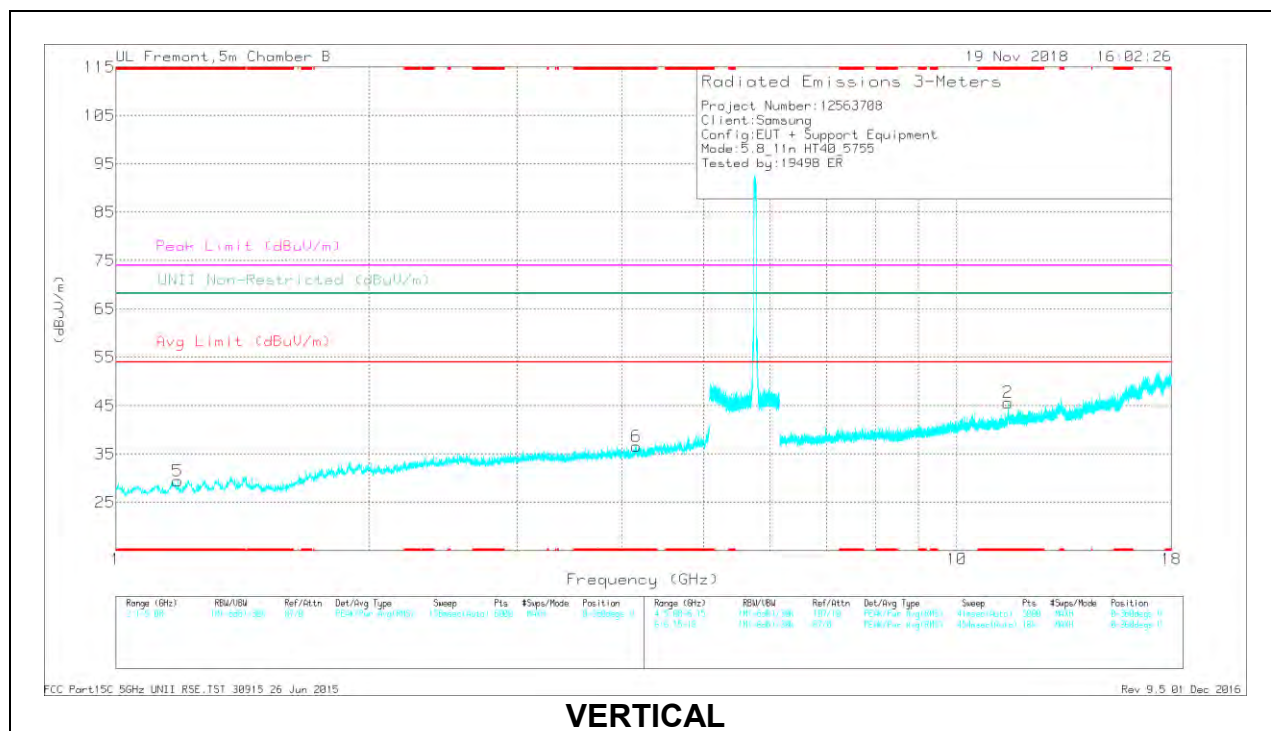
Pk - Peak detector

HARMONICS AND SPURIOUS EMISSIONS

LOW CHANNEL RESULTS



HORIZONTAL



VERTICAL

RADIATED EMISSIONS

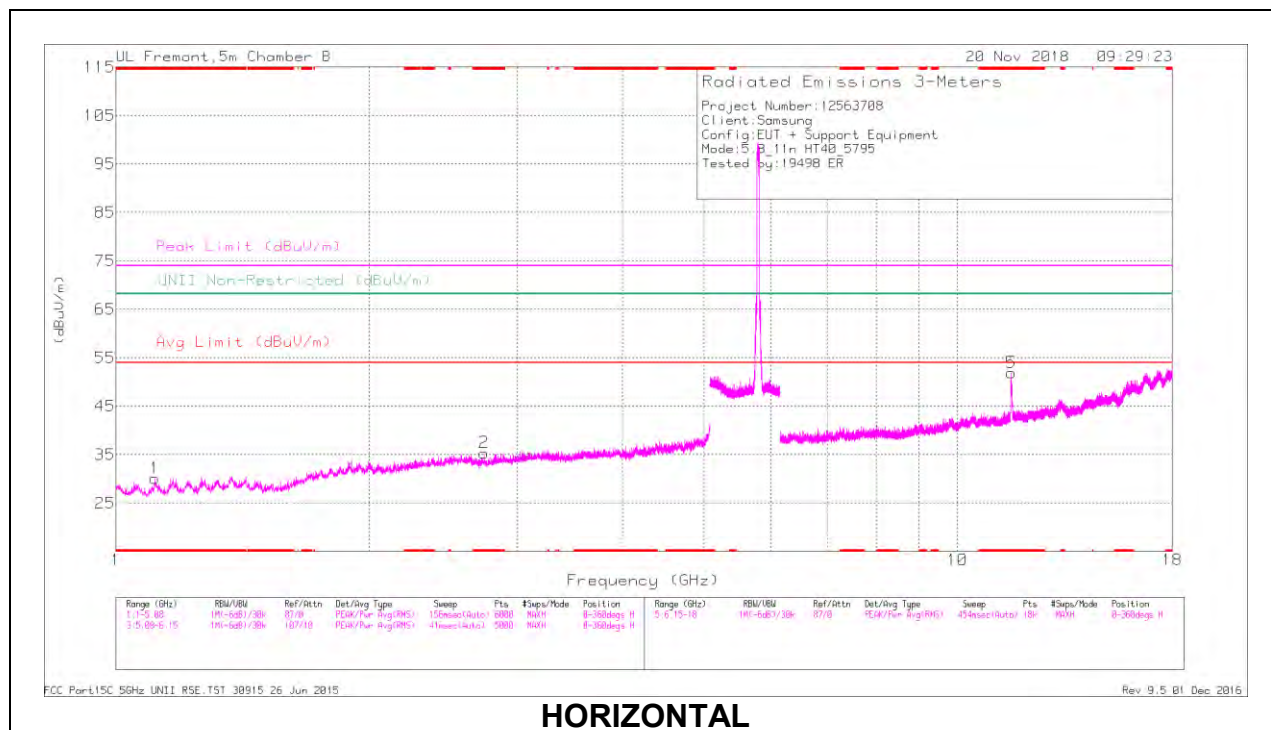
Marker	Frequency (GHz)	Meter Reading (dBuV)	Det	AF T863 (dB/m)	Amp/Cbl/Filtr/Pad (dB)	DC Corr (dB)	Corrected Reading (dBuV/m)	Avg Limit (dBuV/m)	Margin (dB)	Peak Limit (dBuV/m)	PK Margin (dB)	UNII Non-Restricted (dBuV/m)	PK Margin (dB)	Azimuth (Degs)	Height (cm)	Polarity
4	* 2.775	40.82	PK-U	32.4	-32.3	0	40.92	-	-	74	-33.08	-	-	142	158	H
	* 2.776	28.86	ADR	32.4	-32.3	.61	29.57	54	-24.43	-	-	-	-	142	158	H
3	* 1.113	42.11	PK-U	27.4	-33.9	0	35.61	-	-	74	-38.39	-	-	105	216	H
	* 1.113	30.64	ADR	27.4	-33.9	.61	24.75	54	-29.25	-	-	-	-	105	216	H
6	* 4.157	38.38	PK-U	33.6	-29.1	0	42.88	-	-	74	-31.12	-	-	260	214	V
	* 4.157	27.04	ADR	33.6	-29.1	.61	32.15	54	-21.85	-	-	-	-	260	214	V
5	* 1.184	41.54	PK-U	28.1	-34.2	0	35.44	-	-	74	-38.56	-	-	199	186	V
	* 1.184	29.68	ADR	28.1	-34.2	.61	24.19	54	-29.81	-	-	-	-	199	186	V
1	* 11.509	39.2	PK-U	38.5	-22.4	0	55.3	-	-	74	-18.7	-	-	193	130	H
	* 11.509	27.06	ADR	38.5	-22.4	.61	43.77	54	-10.23	-	-	-	-	193	130	H
2	* 11.511	34.74	PK-U	38.5	-22.3	0	50.94	-	-	74	-23.06	-	-	197	150	V
	* 11.511	22.73	ADR	38.5	-22.3	.61	39.54	54	-14.46	-	-	-	-	197	150	V

* - indicates frequency in CFR47 Pt 15 / IC RSS-Restricted Band

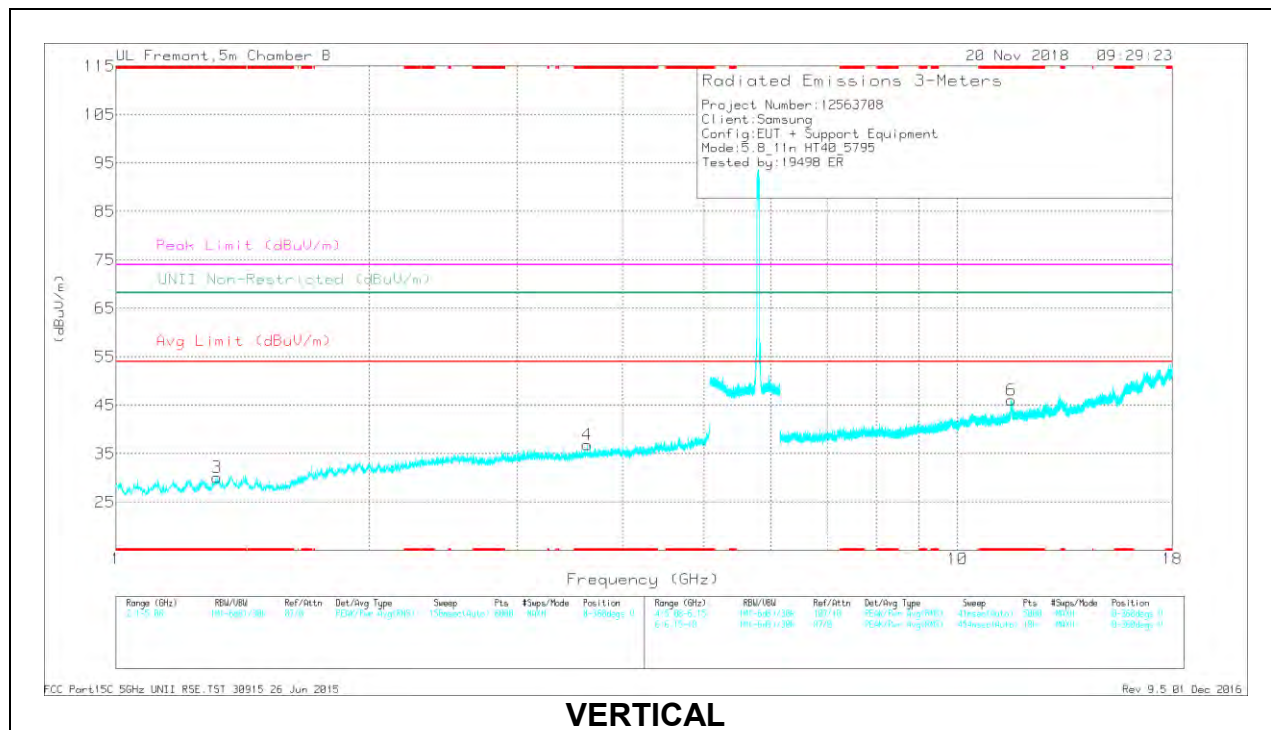
PK-U - U-NII: Maximum Peak

ADR - U-NII AD primary method, RMS average

HIGH CHANNEL RESULTS



HORIZONTAL



VERTICAL

RADIATED EMISSIONS

Marker	Frequency (GHz)	Meter Reading (dBuV)	Det	AF T863 (dB/m)	Amp/Cbl/Filtr/Pad (dB)	DC Corr (dB)	Corrected Reading (dBuV/m)	Avg Limit (dBuV/m)	Margin (dB)	Peak Limit (dBuV/m)	PK Margin (dB)	UNII Non-Restricted (dBuV/m)	PK Margin (dB)	Azimuth (Degs)	Height (cm)	Polarity
2	* 2.739	40.86	PK-U	32.3	-32.1	0	41.06	-	-	74	-32.94	-	-	305	263	H
	* 2.739	29.21	ADR	32.3	-32.1	.61	30.02	54	-23.98	-	-	-	-	305	263	H
1	* 1.112	42.69	PK-U	27.3	-33.9	0	36.09	-	-	74	-37.91	-	-	86	120	H
	* 1.112	30.82	ADR	27.3	-33.9	.61	24.83	54	-29.17	-	-	-	-	86	120	H
4	* 3.629	39.65	PK-U	33.3	-31.1	0	41.85	-	-	74	-32.15	-	-	34	132	V
	* 3.63	28.6	ADR	33.3	-31.1	.61	31.41	54	-22.59	-	-	-	-	34	132	V
3	* 1.319	42.1	PK-U	28.4	-34	0	36.5	-	-	74	-37.5	-	-	189	177	V
	* 1.32	30.62	ADR	28.4	-33.9	.61	25.73	54	-28.27	-	-	-	-	189	177	V
5	* 11.587	40.89	PK-U	38.6	-21.7	0	57.79	-	-	74	-16.21	-	-	176	246	H
	* 11.589	28.66	ADR	38.6	-21.7	.61	46.17	54	-7.83	-	-	-	-	176	246	H
6	* 11.598	35.73	PK-U	38.6	-21.7	0	52.63	-	-	74	-21.37	-	-	79	112	V
	* 11.585	24.35	ADR	38.6	-21.8	.61	41.76	54	-12.24	-	-	-	-	79	112	V

* - indicates frequency in CFR47 Pt 15 / IC RSS-Restricted Band

PK-U - U-NII: Maximum Peak

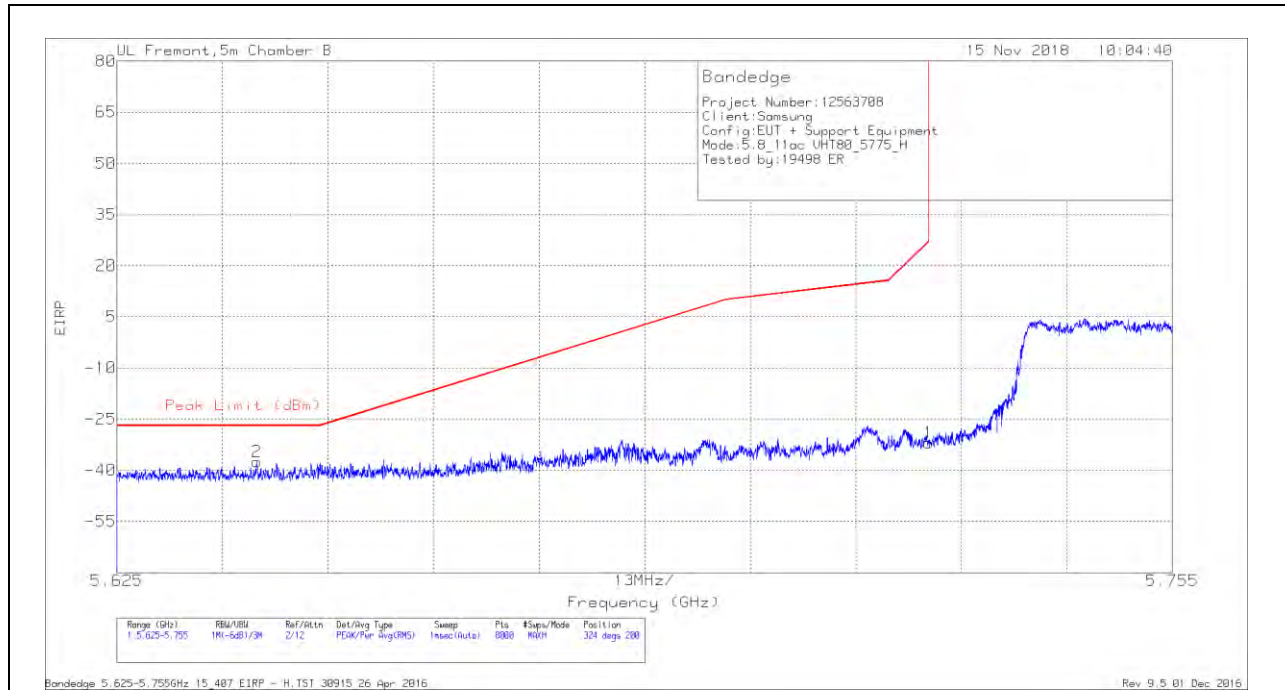
ADR - U-NII AD primary method, RMS average

10.1.25. TX ABOVE 1 GHz 802.11ac VHT80 MODE IN THE 5.8 GHz BAND

2TX Antenna 1 + Antenna 2 CDD MODE

BANDEDGE (CHANNEL 155 LOW EDGE)

HORIZONTAL RESULT

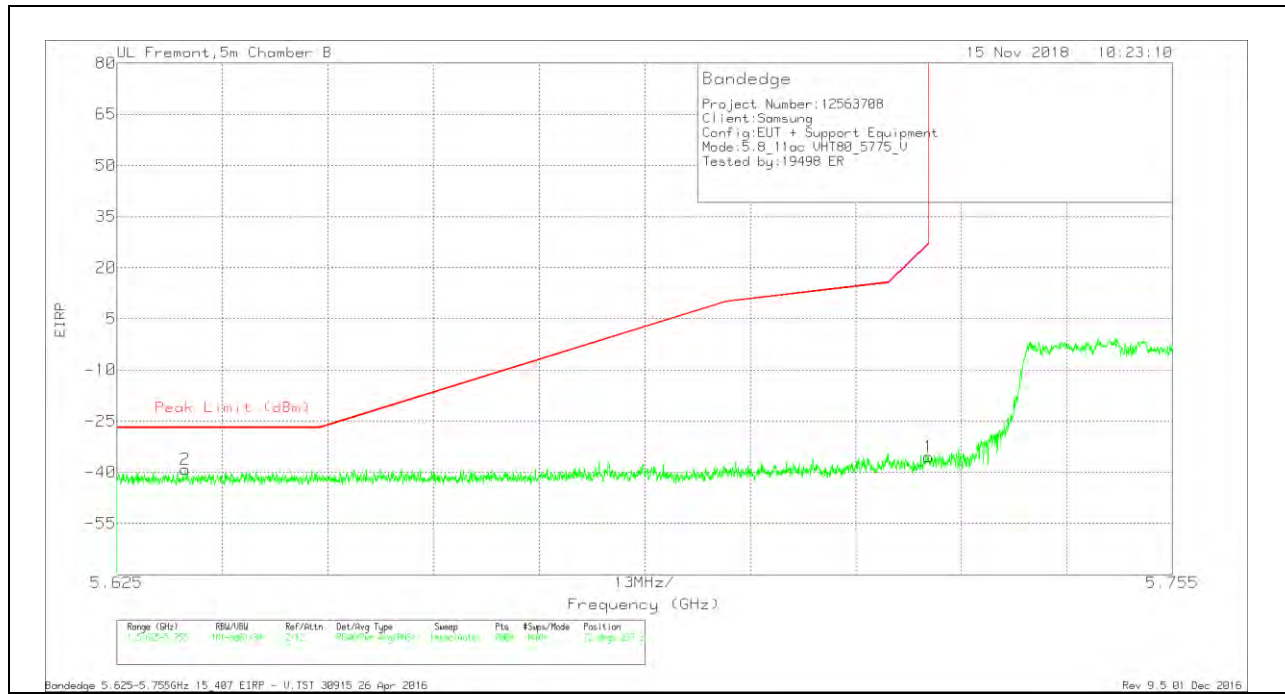


Trace Markers

Marker	Frequency (GHz)	Meter Reading (dBm)	Det	AF T863 (dB/m)	Amp/Cbl/Filtr/Pad (dB)	Conversion Factor (dB)	Corrected Reading EIRP	Peak Limit (dBm)	PK Margin (dB)	Azimuth (Degs)	Height (cm)	Polarity
2	5.642	-66	Pk	35.5	-18.8	11.8	-37.5	-27	-10.5	324	200	H
1	5.725	-60.29	Pk	35.5	-18.9	11.8	-31.89	27	-58.89	324	200	H

Pk - Peak detector

VERTICAL RESULT



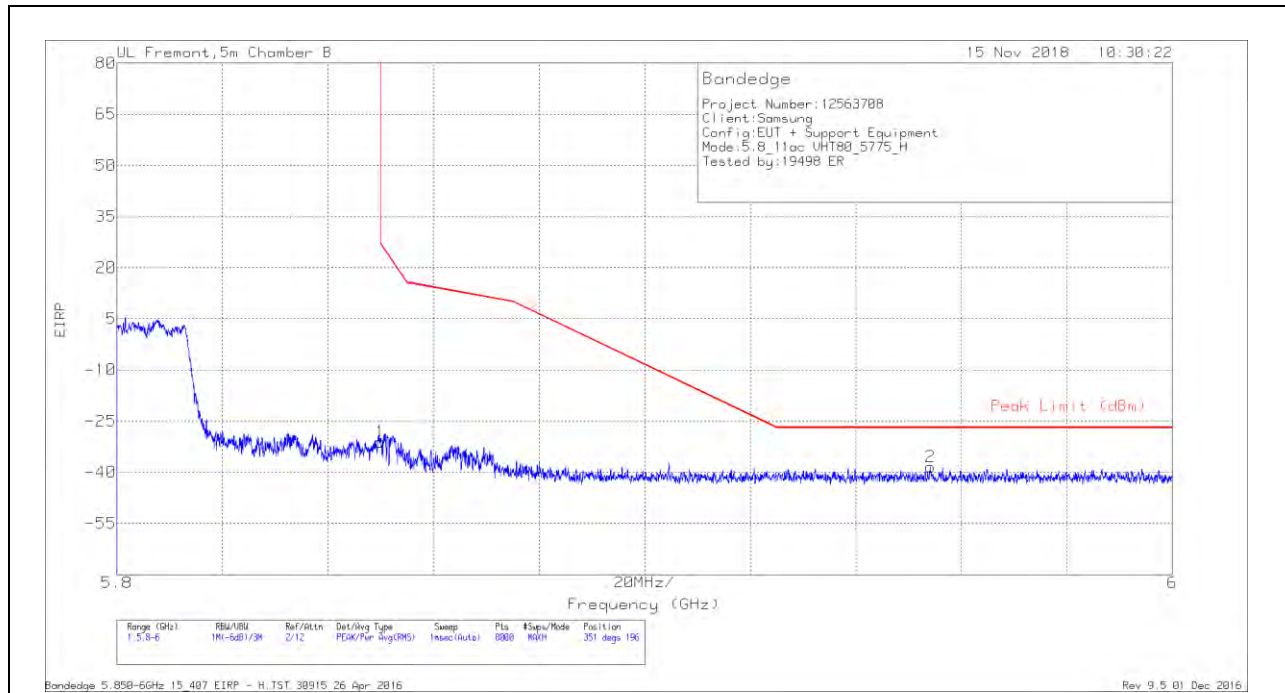
Trace Markers

Marker	Frequency (GHz)	Meter Reading (dBm)	Det	AF T863 (dB/m)	Amp/Cbl/Ftr/Pad (dB)	Conversion Factor (dB)	Corrected Reading EIRP	Peak Limit (dBm)	PK Margin (dB)	Azimuth (Degs)	Height (cm)	Polarity
2	5.633	-67.68	Pk	35.5	-18.8	11.8	-39.18	-27	-12.18	72	237	V
1	5.725	-63.92	Pk	35.5	-18.9	11.8	-35.52	27	-62.52	72	237	V

Pk - Peak detector

BANDEDGE (CHANNEL 155 HIGH EDGE)

HORIZONTAL RESULT

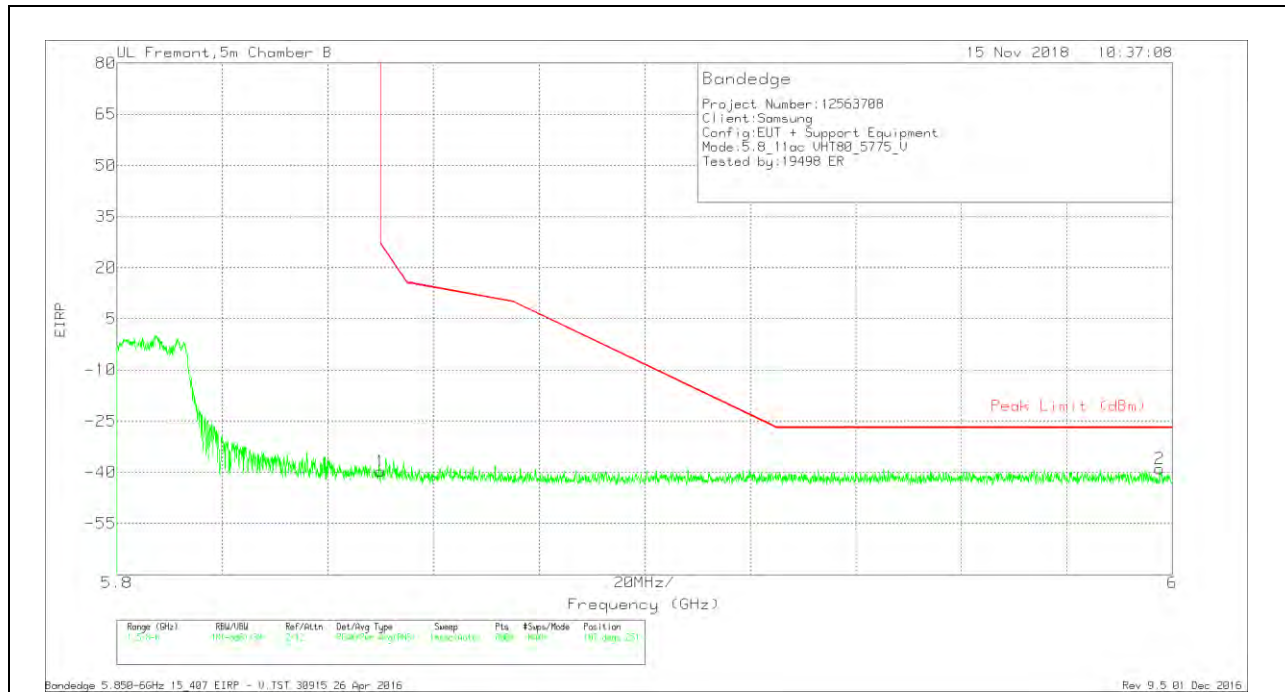


Trace Markers

Marker	Frequency (GHz)	Meter Reading (dBm)	Det	AF T863 (dB/m)	Amp/Cbl/Fitr/Pad (dB)	Conversion Factor (dB)	Corrected Reading EIRP	Peak Limit (dBm)	PK Margin (dB)	Azimuth (Degs)	Height (cm)	Polarity
1	5.85	-59.42	Pk	35.4	-18.9	11.8	-31.12	26.99	-58.11	351	196	H
2	5.954	-67.1	Pk	35.4	-18.5	11.8	-38.4	-27	-11.4	351	196	H

Pk - Peak detector

VERTICAL RESULT



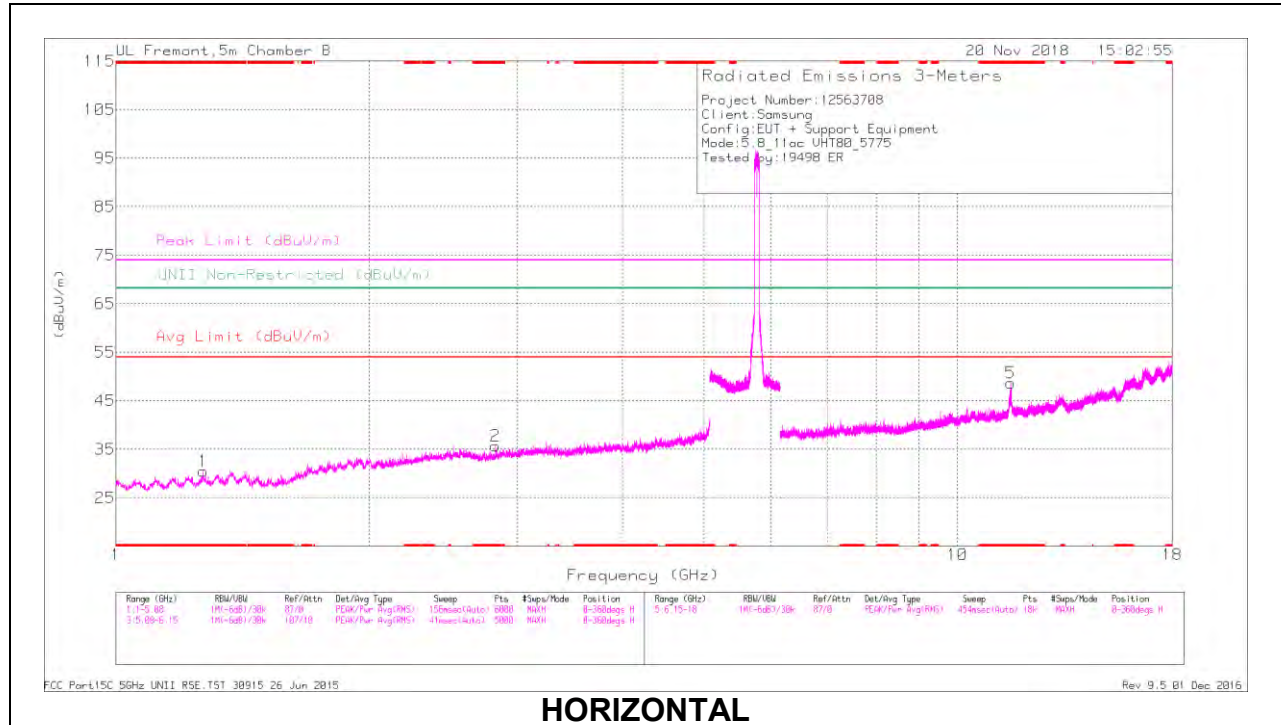
Trace Markers

Marker	Frequency (GHz)	Meter Reading (dBm)	Det	AF T863 (dB/m)	Amp/Cbl/Filtr/Pad (dB)	Conversion Factor (dB)	Corrected Reading EIRP	Peak Limit (dBm)	PK Margin (dB)	Azimuth (Degs)	Height (cm)	Polarity
1	5.85	-67.94	Pk	35.4	-18.9	11.8	-39.64	26.99	-66.63	107	251	V
2	5.998	-67.7	Pk	35.4	-18.4	11.8	-38.9	-27	-11.9	107	251	V

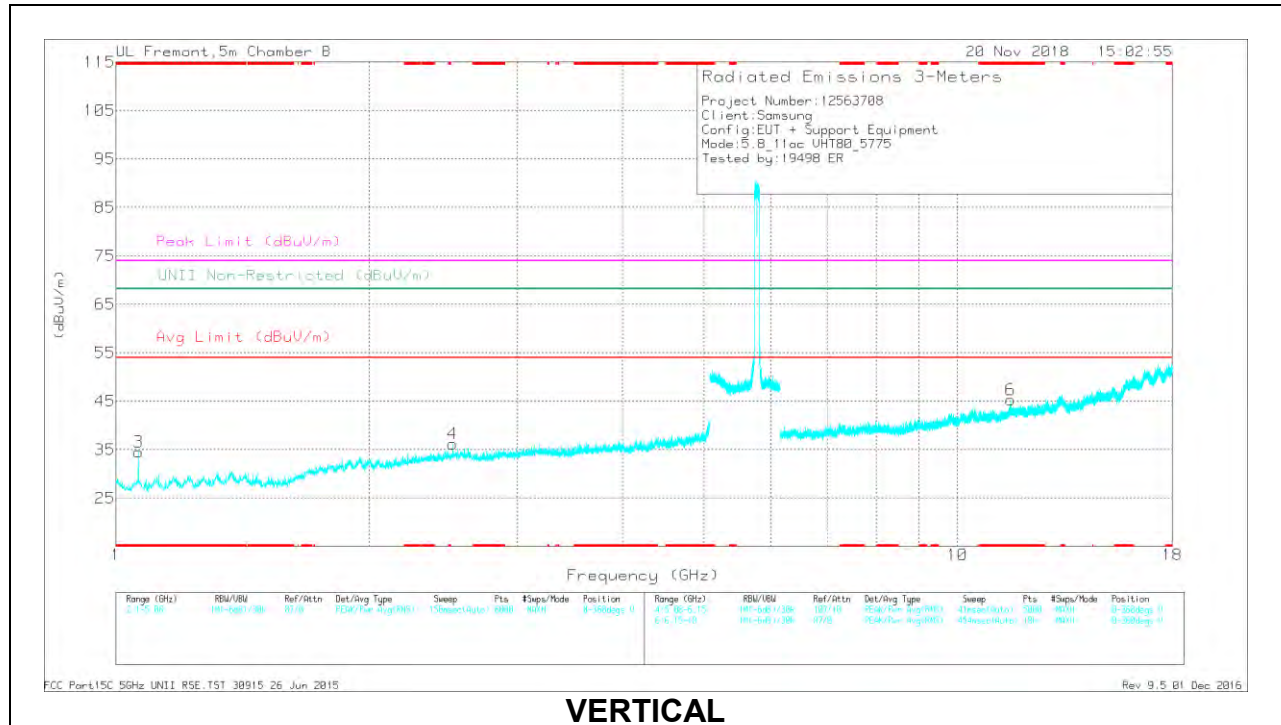
Pk - Peak detector

HARMONICS AND SPURIOUS EMISSIONS

MID CHANNEL RESULTS



HORIZONTAL



VERTICAL

RADIATED EMISSIONS

Marker	Frequency (GHz)	Meter Reading (dBuV)	Det	AF T863 (dB/m)	Amp/Cbl/Filtr/Pad (dB)	DC Corr (dB)	Corrected Reading (dBuV/m)	Avg Limit (dBuV/m)	Margin (dB)	Peak Limit (dBuV/m)	PK Margin (dB)	UNII Non-Restricted (dBuV/m)	PK Margin (dB)	Azimuth (Degs)	Height (cm)	Polarity
1	* 1.268	42.36	PK-U	28.4	-34.3	0	36.46	-	-	74	-37.54	-	-	199	175	H
	* 1.27	30.77	ADR	28.4	-34.3	1.96	26.83	54	-27.17	-	-	-	-	199	175	H
2	* 2.822	40.89	PK-U	32.5	-32.1	0	41.29	-	-	74	-32.71	-	-	102	108	H
	* 2.822	28.91	ADR	32.5	-32.1	1.96	31.27	54	-22.73	-	-	-	-	102	108	H
3	* 1.063	42	PK-U	27.4	-34.1	0	35.3	-	-	74	-38.7	-	-	128	258	V
	* 1.063	30.7	ADR	27.4	-34.1	1.96	25.96	54	-28.04	-	-	-	-	128	258	V
5	* 11.567	38.72	PK-U	38.6	-22	0	55.32	-	-	74	-18.68	-	-	182	106	H
	* 11.559	26.03	ADR	38.6	-22	1.96	44.59	54	-9.41	-	-	-	-	182	106	H
6	* 11.565	34.58	PK-U	38.6	-22	0	51.18	-	-	74	-22.82	-	-	79	144	V
	* 11.565	22.56	ADR	38.6	-22	1.96	41.12	54	-12.88	-	-	-	-	79	144	V
4	2.515	40.95	PK-U	32.7	-31.8	0	41.85	-	-	-	-	68.2	-26.35	276	143	V

* - indicates frequency in CFR47 Pt 15 / IC RSS-Restricted Band

PK-U - U-NII: Maximum Peak

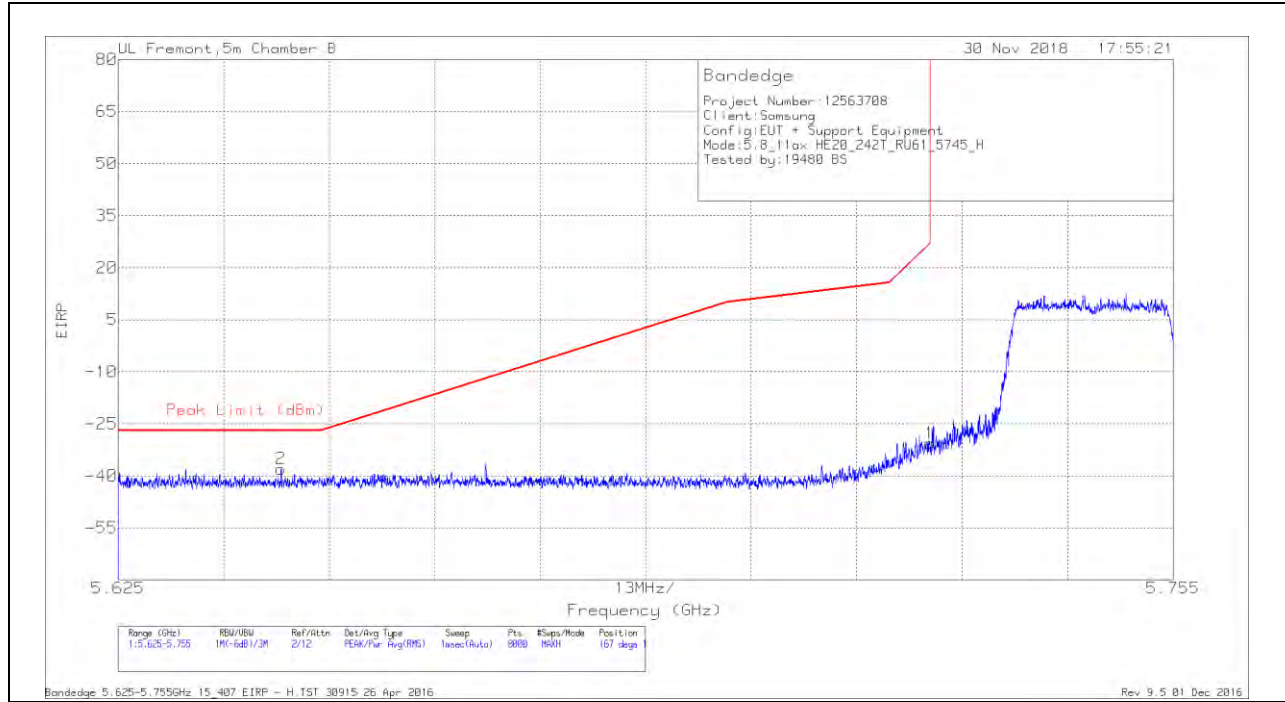
ADR - U-NII AD primary method, RMS average

10.1.26. TX ABOVE 1 GHz 802.11ax HE20 MODE IN THE 5.8 GHz BAND

2TX Antenna 1 + Antenna 2 OFDMA MODE – 242-Tones, RU Index 61

BANDEDGE (LOW CHANNEL)

HORIZONTAL RESULT

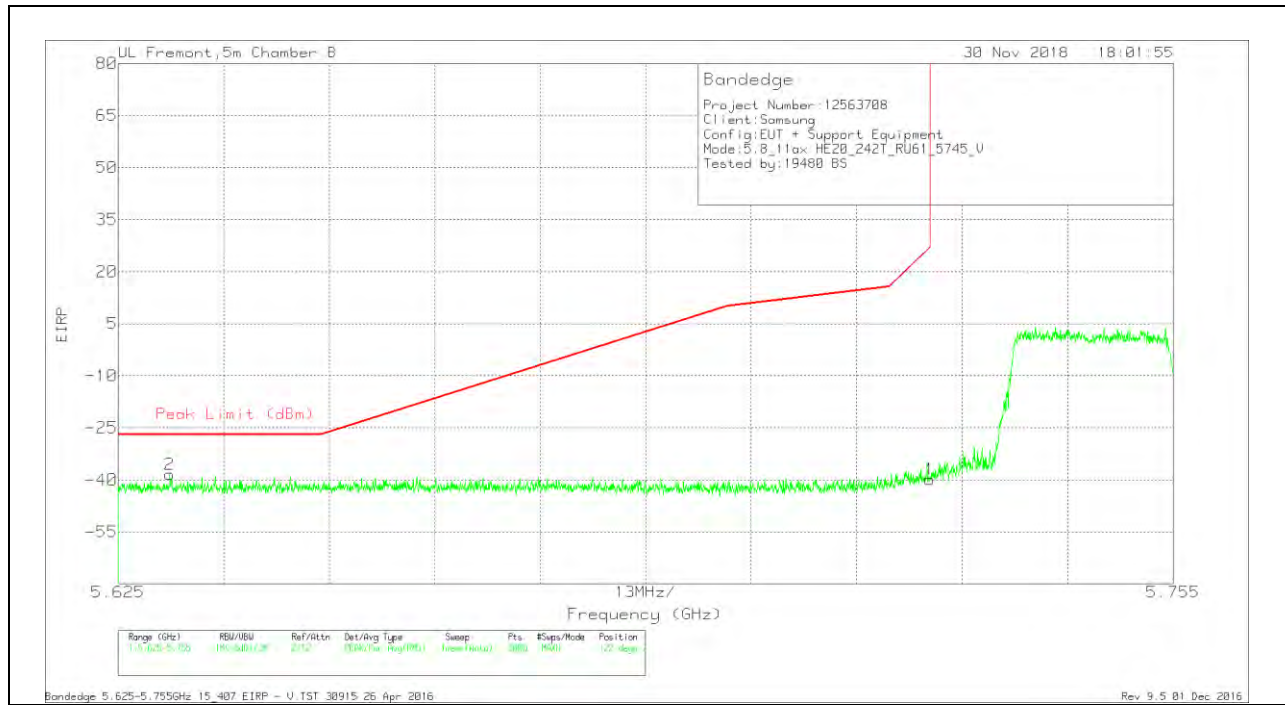


Trace Markers

Marker	Frequency (GHz)	Meter Reading (dBm)	Det	AF T863 (dB/m)	Amp/Cbl/Filtr/Pad (dB)	Conversion Factor (dB)	Corrected Reading EIRP	Peak Limit (dBm)	PK Margin (dB)	Azimuth (Degs)	Height (cm)	Polarity
2	5.645	-66.26	Pk	35.5	-19	11.8	-37.96	-27	-10.96	167	146	H
1	5.725	-59.05	Pk	35.5	-18.9	11.8	-30.65	27	-57.65	167	146	H

Pk - Peak detector

VERTICAL RESULT



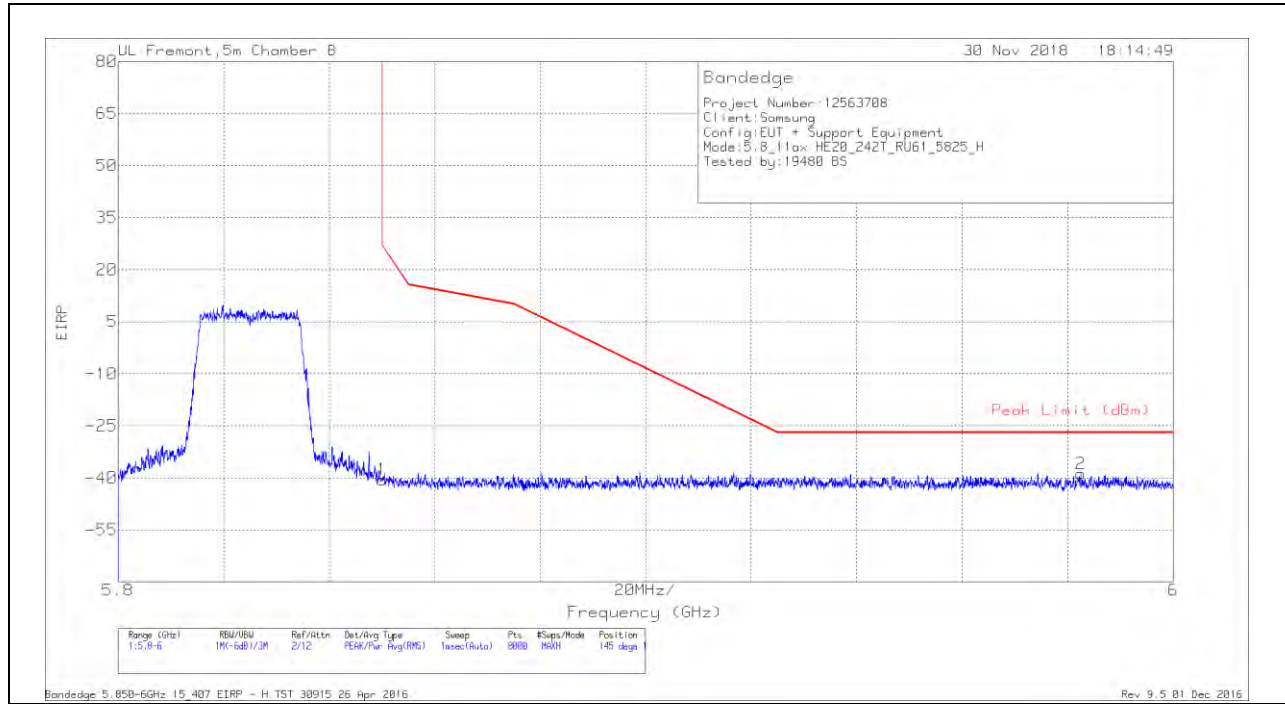
Trace Markers

Marker	Frequency (GHz)	Meter Reading (dBm)	Det	AF T863 (dB/m)	Amp/Cbl/Filtr/Pad (dB)	Conversion Factor (dB)	Corrected Reading EIRP	Peak Limit (dBm)	PK Margin (dB)	Azimuth (Degs)	Height (cm)	Polarity
2	5.631	-66.96	Pk	35.5	-18.8	11.8	-38.46	-27	-11.46	122	259	V
1	5.725	-68.28	Pk	35.5	-18.9	11.8	-39.88	27	-66.88	122	259	V

Pk - Peak detector

BANDEDGE (HIGH CHANNEL)

HORIZONTAL RESULT

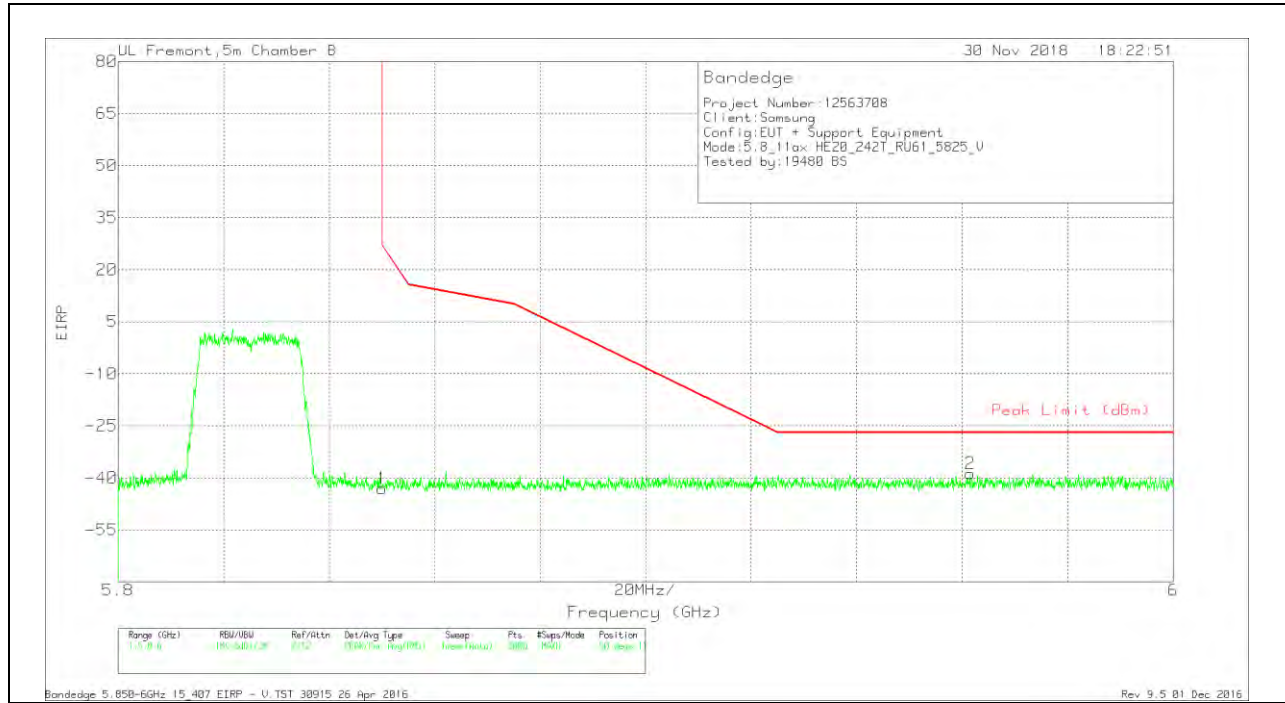


Trace Markers

Marker	Frequency (GHz)	Meter Reading (dBm)	Det	AF T863 (dB/m)	Amp/Cbl/Filtr/Pad (dB)	Conversion Factor (dB)	Corrected Reading EIRP	Peak Limit (dBm)	PK Margin (dB)	Azimuth (Degs)	Height (cm)	Polarity
1	5.85	-68.8	Pk	35.4	-18.9	11.8	-40.5	26.99	-67.49	145	124	H
2	5.982	-67.69	Pk	35.4	-18.3	11.8	-38.79	-27	-11.79	145	124	H

Pk - Peak detector

VERTICAL RESULT



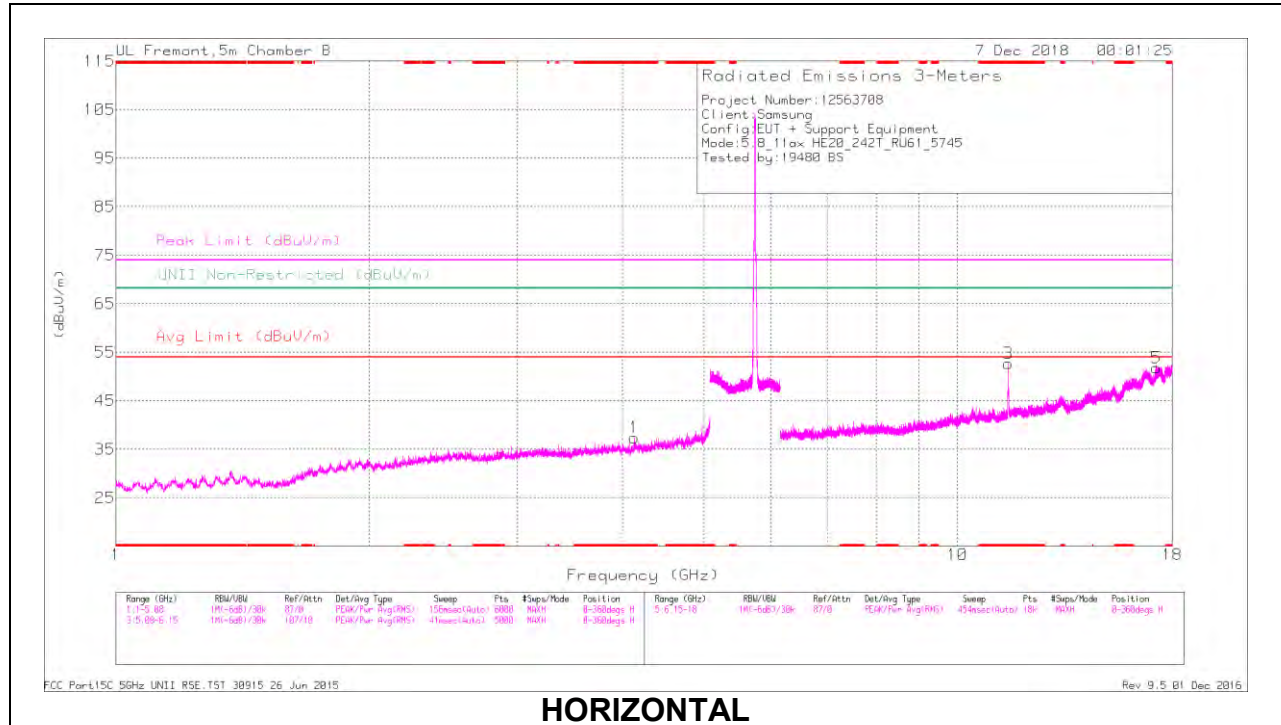
Trace Markers

Marker	Frequency (GHz)	Meter Reading (dBm)	Det	AF T863 (dB/m)	Amp/Cbl/Filtr/Pad (dB)	Conversion Factor (dB)	Corrected Reading EIRP	Peak Limit (dBm)	PK Margin (dB)	Azimuth (Degs)	Height (cm)	Polarity
1	5.85	-71.4	Pk	35.4	-18.9	11.8	-43.1	26.99	-70.09	50	114	V
2	5.962	-67.55	Pk	35.4	-18.4	11.8	-38.75	-27	-11.75	50	114	V

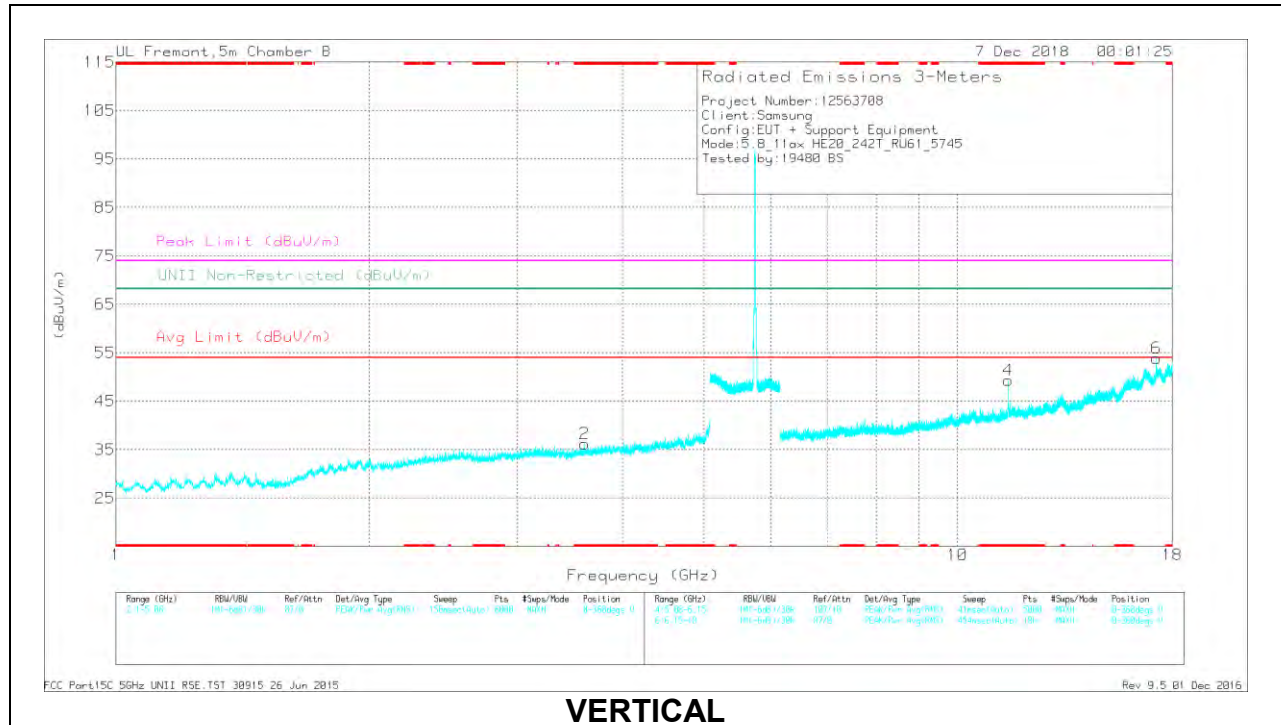
Pk - Peak detector

HARMONICS AND SPURIOUS EMISSIONS

LOW CHANNEL RESULTS



HORIZONTAL



VERTICAL

RADIATED EMISSIONS

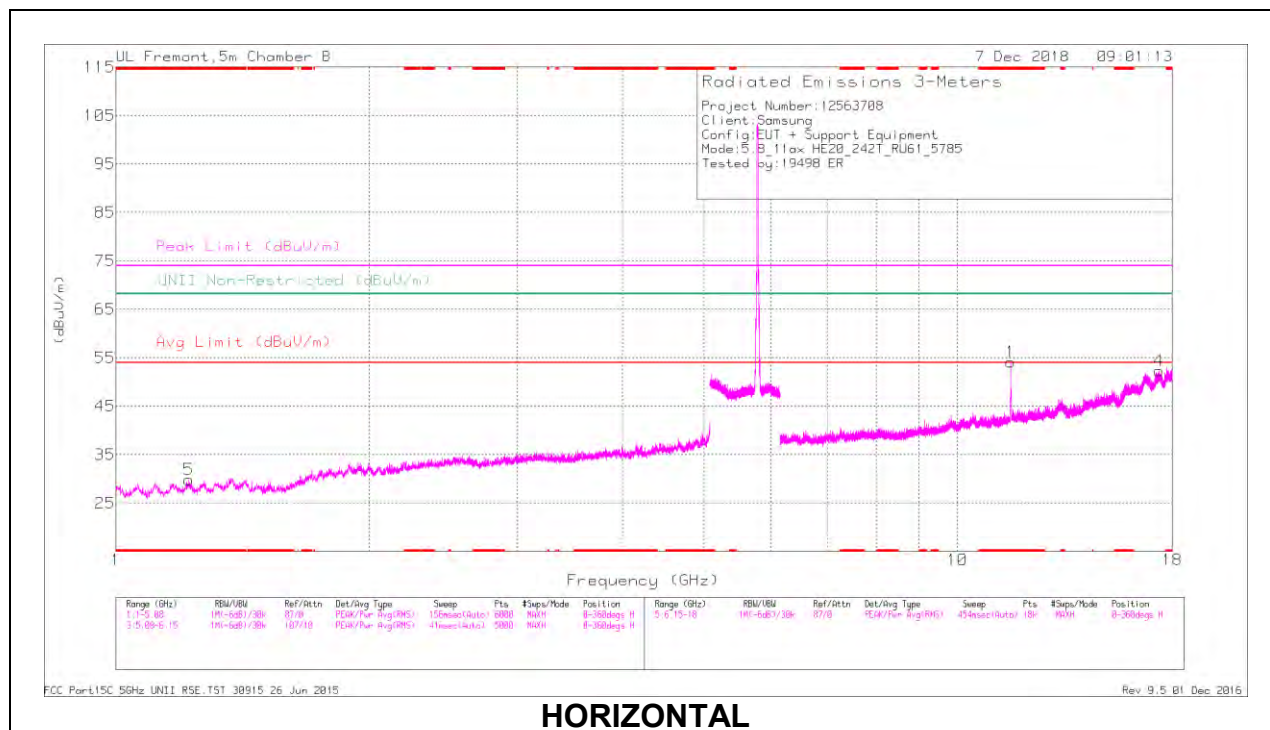
Marker	Frequency (GHz)	Meter Reading (dBuV)	Det	AF T863 (dB/m)	Amp/Cbl/Filtr/Pad (dB)	DC Corr (dB)	Corrected Reading (dBuV/m)	Avg Limit (dBuV/m)	Margin (dB)	Peak Limit (dBuV/m)	PK Margin (dB)	UNII Non-Restricted (dBuV/m)	PK Margin (dB)	Azimuth (Degs)	Height (cm)	Polarity
1	* 4.131	39.11	PK-U	33.6	-29.8	0	42.91	-	-	74	-31.09	-	-	157	187	H
	* 4.131	26.98	ADR	33.6	-29.8	.67	31.45	54	-22.55	-	-	-	-	157	187	H
2	* 3.602	40.61	PK-U	33.3	-31.2	0	42.71	-	-	74	-31.29	-	-	70	279	V
	* 3.603	28.17	ADR	33.3	-31.2	.67	30.94	54	-23.06	-	-	-	-	70	279	V
3	* 11.49	39.48	PK-U	38.4	-22.4	0	55.48	-	-	74	-18.52	-	-	175	237	H
	* 11.489	27.08	ADR	38.4	-22.4	.67	43.75	54	-10.25	-	-	-	-	175	237	H
4	* 11.495	37.7	PK-U	38.4	-22.3	0	53.8	-	-	74	-20.2	-	-	59	113	V
	* 11.489	25.55	ADR	38.4	-22.4	.67	42.22	54	-11.78	-	-	-	-	59	113	V
5	17.233	32.91	PK-U	44.1	-18.2	0	58.81	-	-	-	-	68.2	-9.39	196	116	H
6	17.236	34.4	PK-U	44.1	-18.2	0	60.3	-	-	-	-	68.2	-7.9	154	192	V

* - indicates frequency in CFR47 Pt 15 / IC RSS-Restricted Band

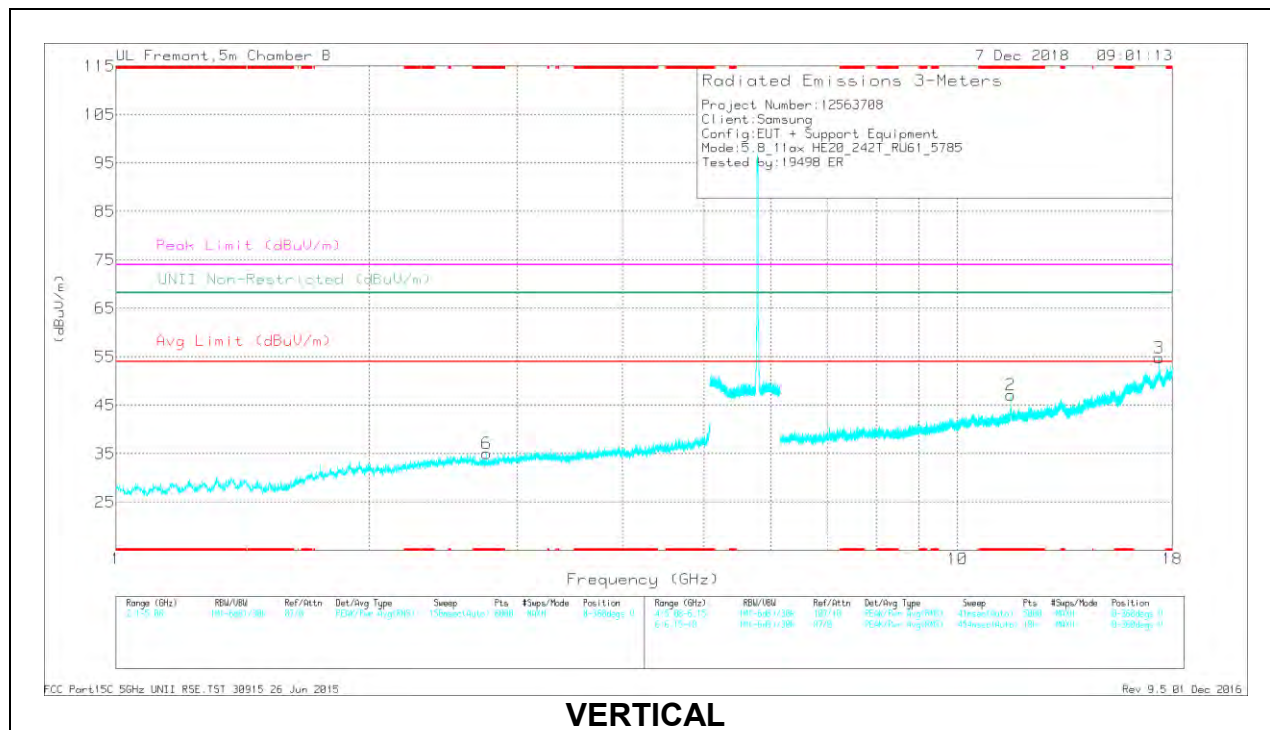
PK-U - U-NII: Maximum Peak

ADR - U-NII AD primary method, RMS average

MID CHANNEL RESULTS



HORIZONTAL



VERTICAL

RADIATED EMISSIONS

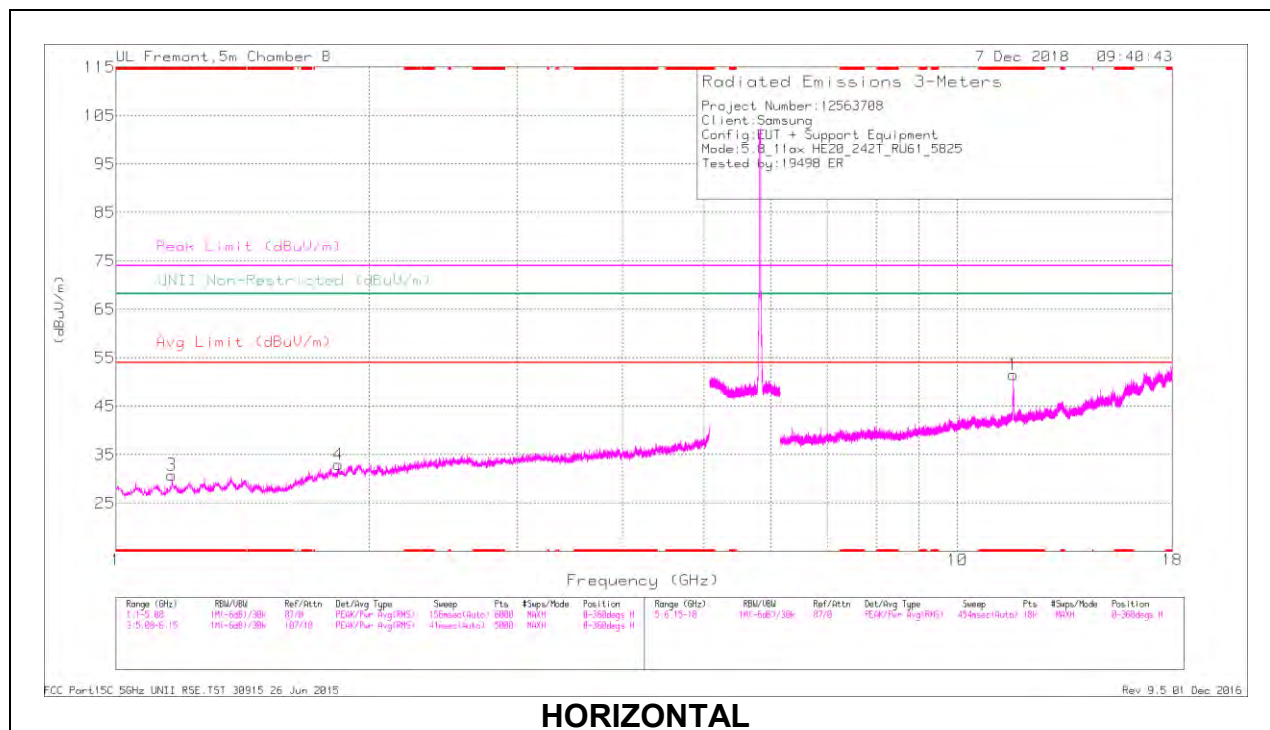
Marker	Frequency (GHz)	Meter Reading (dBuV)	Det	AF T863 (dB/m)	Amp/Cbl/Filtr/Pad (dB)	DC Corr (dB)	Corrected Reading (dBuV/m)	Avg Limit (dBuV/m)	Margin (dB)	Peak Limit (dBuV/m)	PK Margin (dB)	UNII Non-Restricted (dBuV/m)	PK Margin (dB)	Azimuth (Degs)	Height (cm)	Polarity
5	* 1.222	42.15	PK-U	28.3	-34.3	0	36.15	-	-	74	-37.85	-	-	100	244	H
	* 1.221	30.55	ADR	28.3	-34.3	.67	25.22	54	-28.78	-	-	-	-	100	244	H
6	* 2.76	40.09	PK-U	32.4	-32.1	0	40.39	-	-	74	-33.61	-	-	205	158	V
	* 2.756	28.64	ADR	32.4	-32	.67	29.71	54	-24.29	-	-	-	-	205	158	V
1	* 11.566	42.15	PK-U	38.6	-22	0	58.75	-	-	74	-15.25	-	-	80	113	H
	* 11.569	28.76	ADR	38.6	-21.9	.67	46.13	54	-7.87	-	-	-	-	80	113	H
2	* 11.569	35.64	PK-U	38.6	-21.9	0	52.34	-	-	74	-21.66	-	-	90	108	V
	* 11.569	24	ADR	38.6	-21.9	.67	41.37	54	-12.63	-	-	-	-	90	108	V
3	17.354	34.26	PK-U	44.4	-17.9	0	60.76	-	-	-	-	68.2	-7.44	168	102	V
4	17.362	31.23	PK-U	44.4	-18	0	57.63	-	-	-	-	68.2	-10.57	280	192	H

* - indicates frequency in CFR47 Pt 15 / IC RSS-Restricted Band

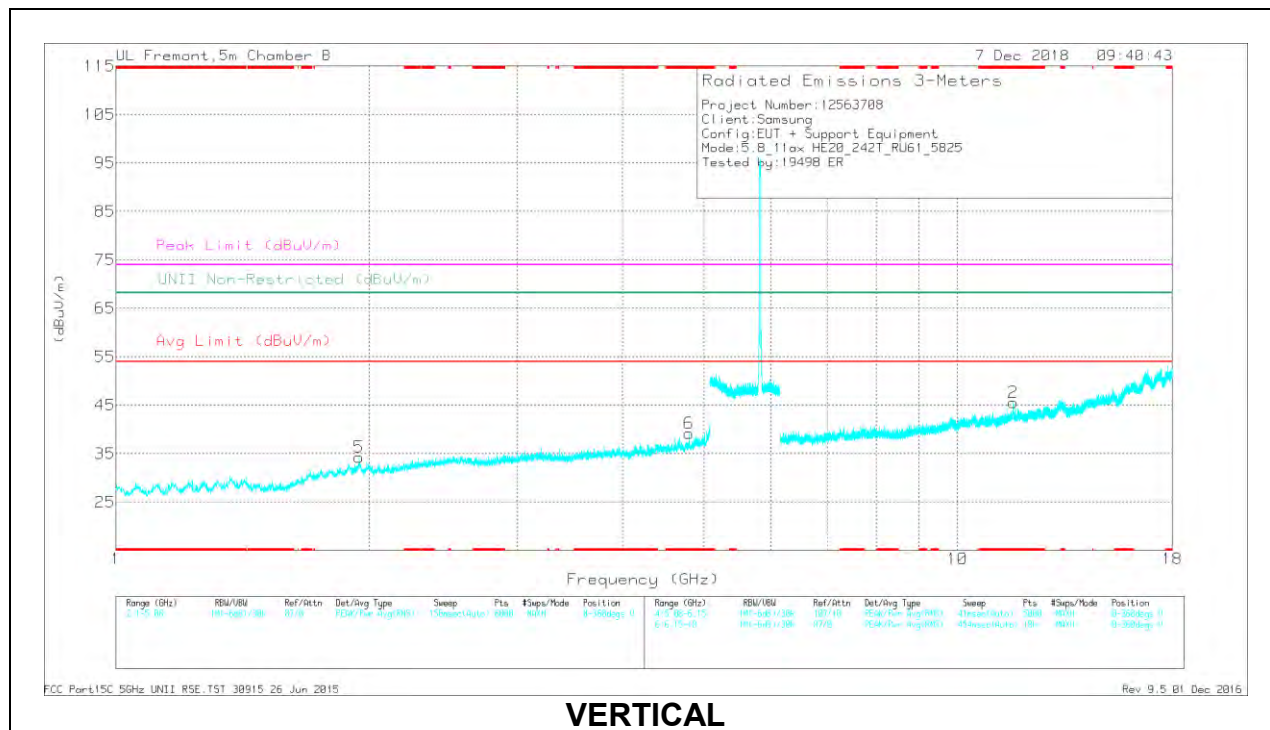
PK-U - U-NII: Maximum Peak

ADR - U-NII AD primary method, RMS average

HIGH CHANNEL RESULTS



HORIZONTAL



VERTICAL

RADIATED EMISSIONS

Marker	Frequency (GHz)	Meter Reading (dBuV)	Det	AF T863 (dB/m)	Amp/Cbl/Filtr/Pad (dB)	DC Corr (dB)	Corrected Reading (dBuV/m)	Avg Limit (dBuV/m)	Margin (dB)	Peak Limit (dBuV/m)	PK Margin (dB)	UNII Non-Restricted (dBuV/m)	PK Margin (dB)	Azimuth (Degs)	Height (cm)	Polarity
3	* 1.166	42.16	PK-U	27.9	-34.1	0	35.96	-	-	74	-38.04	-	-	127	117	H
	* 1.166	30.6	ADR	27.9	-34.1	.67	25.07	54	-28.93	-	-	-	-	127	117	H
6	* 4.797	39.54	PK-U	34	-29.4	0	44.14	-	-	74	-29.86	-	-	223	164	V
	* 4.796	28.26	ADR	34	-29.4	.67	33.53	54	-20.47	-	-	-	-	223	164	V
1	* 11.649	38.62	PK-U	38.8	-21.6	0	55.82	-	-	74	-18.18	-	-	160	197	H
	* 11.649	27.17	ADR	38.8	-21.6	.67	45.04	54	-8.96	-	-	-	-	160	197	H
2	* 11.651	35.74	PK-U	38.8	-21.8	0	52.74	-	-	74	-21.26	-	-	170	117	V
	* 11.651	23.38	ADR	38.8	-21.8	.67	41.05	54	-12.95	-	-	-	-	170	117	V
4	1.838	41.59	PK-U	30.8	-33.5	0	38.89	-	-	-	-	68.2	-29.31	284	223	H
5	1.944	40.9	PK-U	31	-32	0	39.9	-	-	-	-	68.2	-28.3	138	175	V

* - indicates frequency in CFR47 Pt 15 / IC RSS-Restricted Band

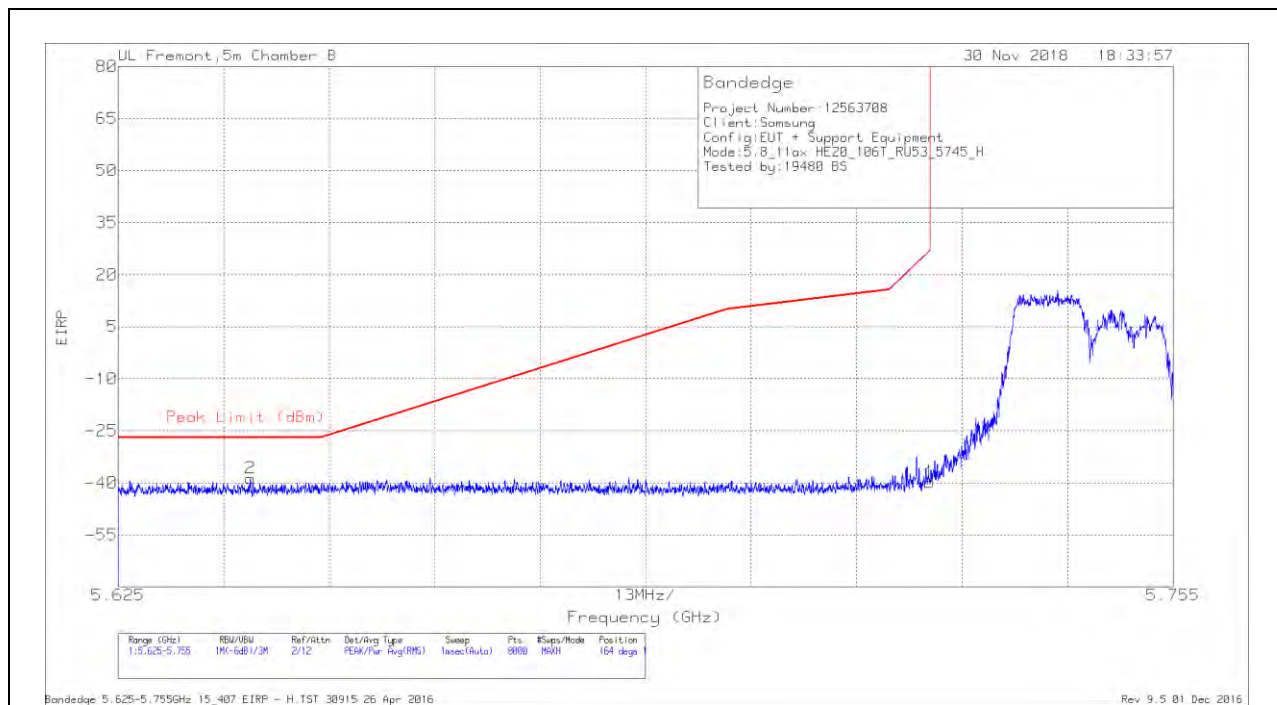
PK-U - U-NII: Maximum Peak

ADR - U-NII AD primary method, RMS average

2TX Antenna 1 + Antenna 2 OFDMA MODE – 106-Tones, RU Index 53

BANDEDGE (LOW CHANNEL)

HORIZONTAL RESULT

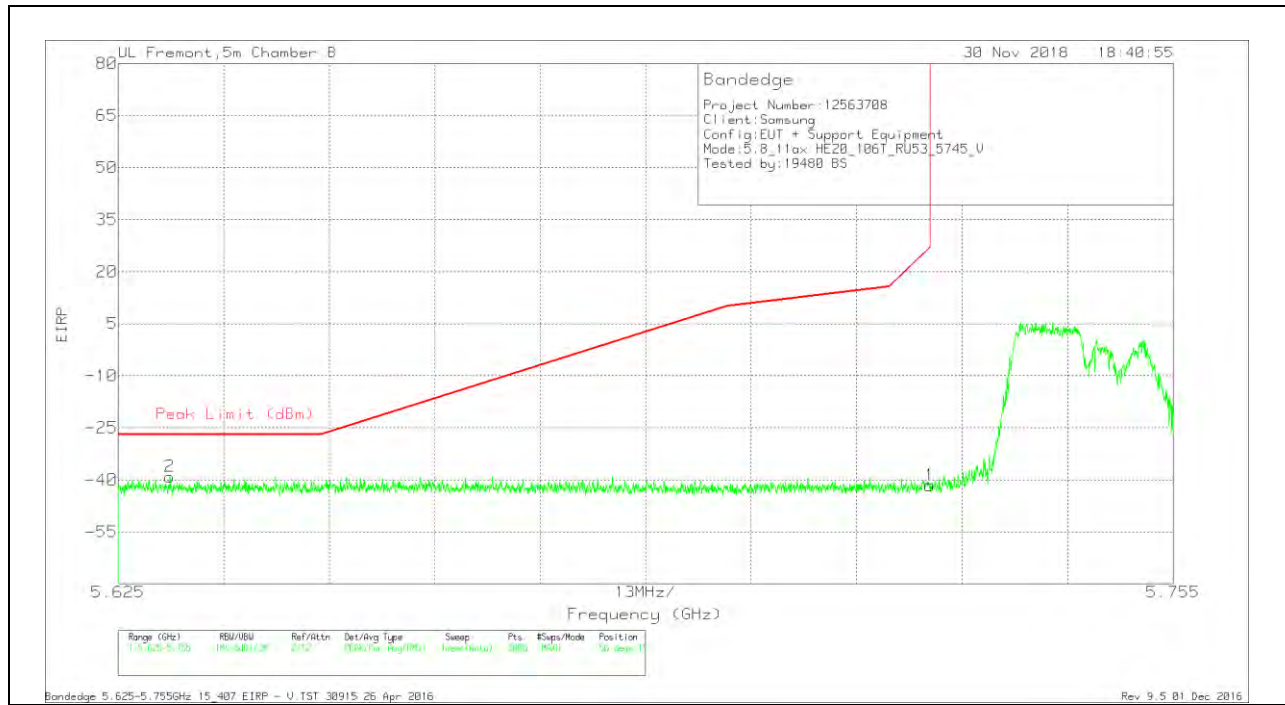


Trace Markers

Marker	Frequency (GHz)	Meter Reading (dBm)	Det	AF T863 (dB/m)	Amp/Cbl/Filtr/Pad (dB)	Conversion Factor (dB)	Corrected Reading EIRP	Peak Limit (dBm)	PK Margin (dB)	Azimuth (Degs)	Height (cm)	Polarity
2	5.641	-67.08	Pk	35.5	-18.9	11.8	-38.68	-27	-11.68	164	109	H
1	5.725	-68.19	Pk	35.5	-18.9	11.8	-39.79	27	-66.79	164	109	H

Pk - Peak detector

VERTICAL RESULT



Trace Markers

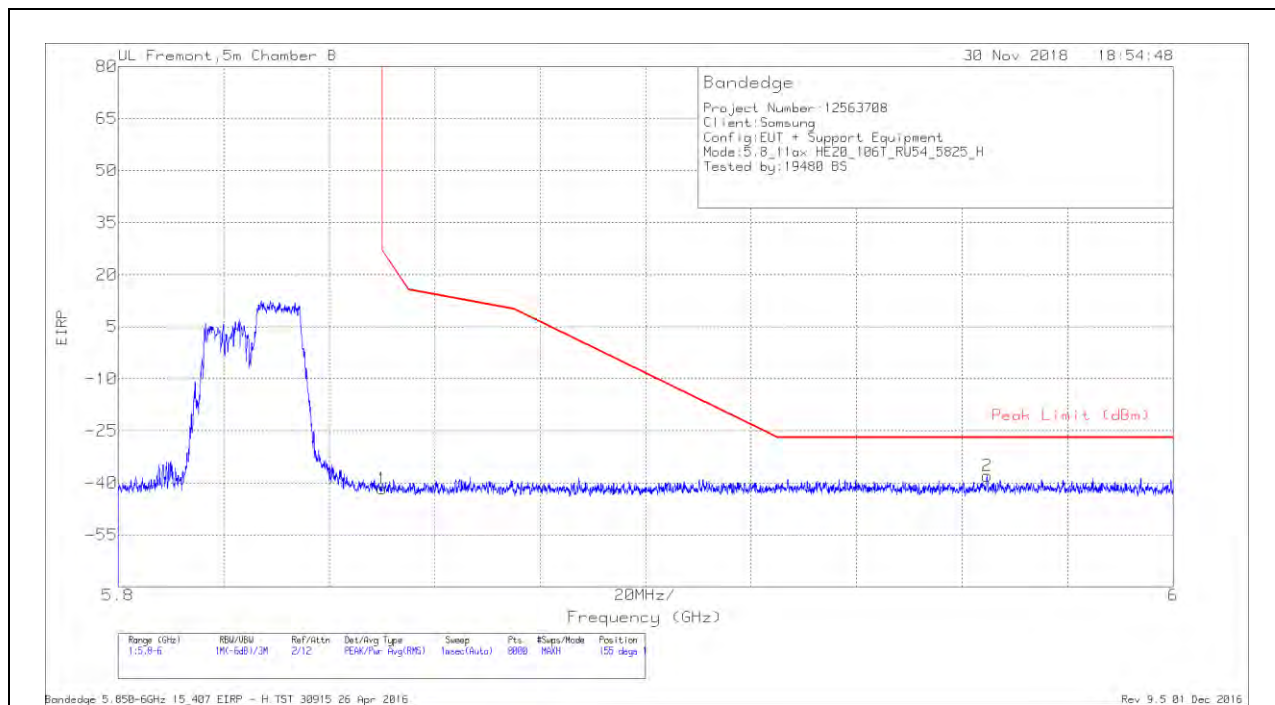
Marker	Frequency (GHz)	Meter Reading (dBm)	Det	AF T863 (dB/m)	Amp/Cbl/Filtr/Pad (dB)	Conversion Factor (dB)	Corrected Reading EIRP	Peak Limit (dBm)	PK Margin (dB)	Azimuth (Degs)	Height (cm)	Polarity
2	5.631	-67.55	Pk	35.5	-18.8	11.8	-39.05	-27	-12.05	56	150	V
1	5.725	-69.96	Pk	35.5	-18.9	11.8	-41.56	27	-68.56	56	150	V

Pk - Peak detector

2TX Antenna 1 + Antenna 2 OFDMA MODE – 106-Tones, RU Index 54

BANDEDGE (HIGH CHANNEL)

HORIZONTAL RESULT

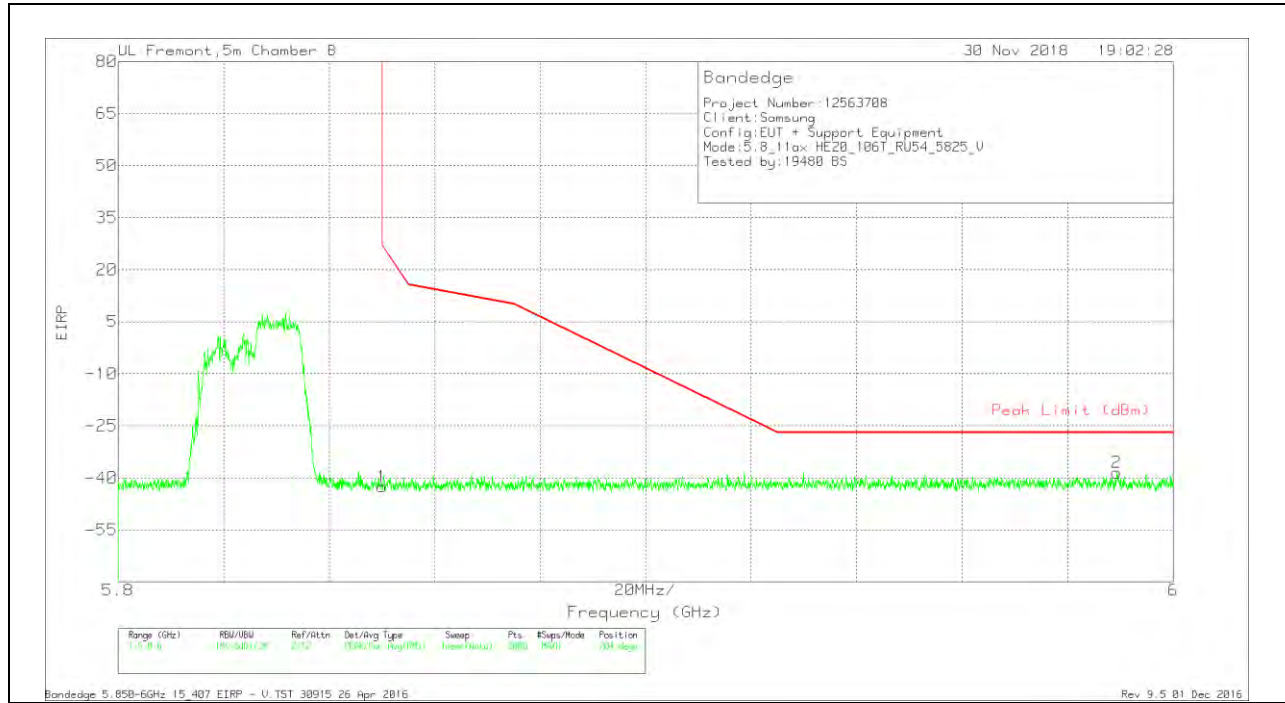


Trace Markers

Marker	Frequency (GHz)	Meter Reading (dBm)	Det	AF T863 (dB/m)	Amp/Cbl/Filtr/Pad (dB)	Conversion Factor (dB)	Corrected Reading EIRP	Peak Limit (dBm)	PK Margin (dB)	Azimuth (Degs)	Height (cm)	Polarity
1	5.85	-70.02	Pk	35.4	-18.9	11.8	-41.72	26.99	-68.71	155	134	H
2	5.965	-66.94	Pk	35.4	-18.2	11.8	-37.94	-27	-10.94	155	134	H

Pk - Peak detector

VERTICAL RESULT



Trace Markers

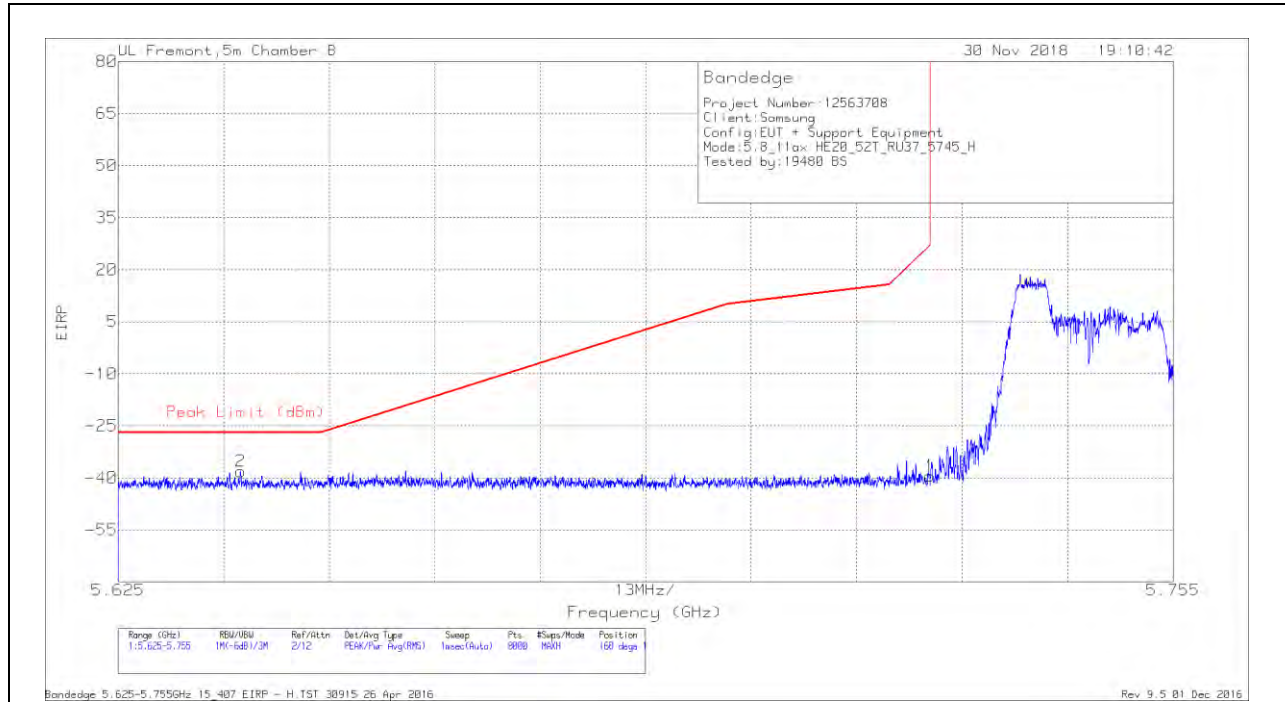
Marker	Frequency (GHz)	Meter Reading (dBm)	Det	AF T863 (dB/m)	Amp/Cbl/Filtr/Pad (dB)	Conversion Factor (dB)	Corrected Reading EIRP	Peak Limit (dBm)	PK Margin (dB)	Azimuth (Degs)	Height (cm)	Polarity
1	5.85	-70.93	Pk	35.4	-18.9	11.8	-42.63	26.99	-69.62	204	345	V
2	5.989	-67.47	Pk	35.4	-18.2	11.8	-38.47	-27	-11.47	204	345	V

Pk - Peak detector

2TX Antenna 1 + Antenna 2 OFDMA MODE – 52-Tones, RU Index 37

BANDEDGE (LOW CHANNEL)

HORIZONTAL RESULT

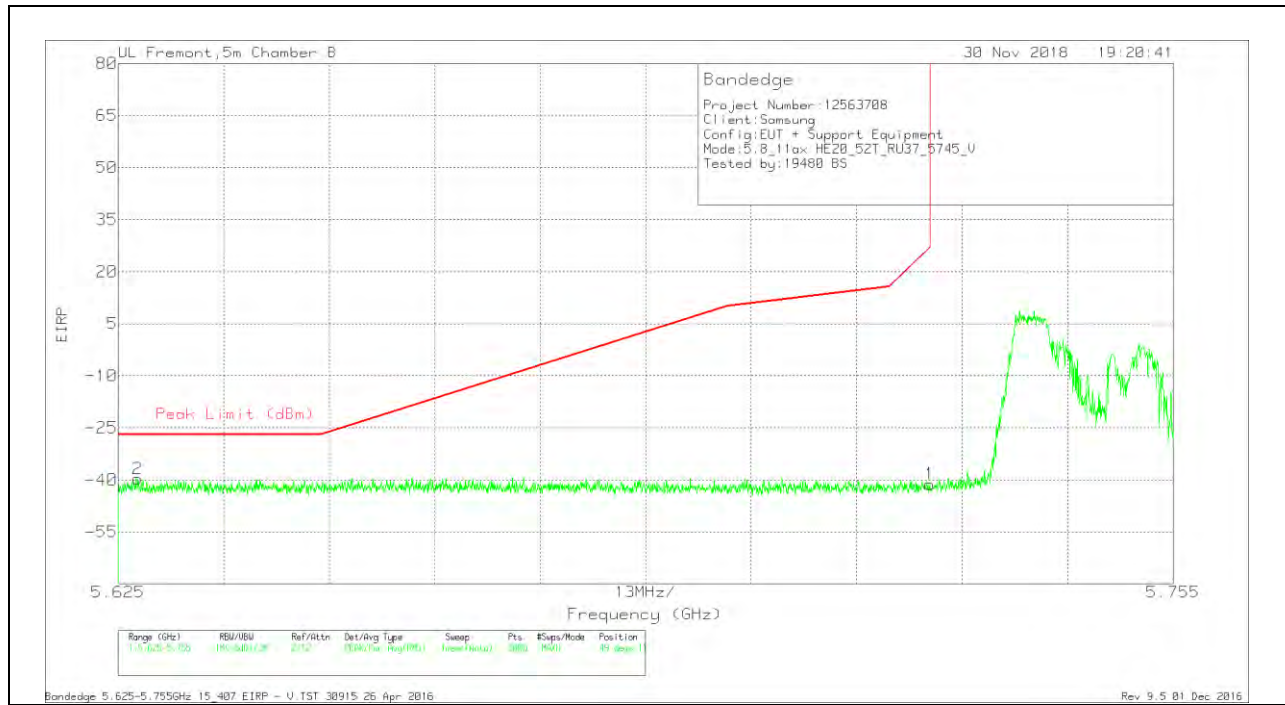


Trace Markers

Marker	Frequency (GHz)	Meter Reading (dBm)	Det	AF T863 (dB/m)	Amp/Cbl/Filtr/Pad (dB)	Conversion Factor (dB)	Corrected Reading EIRP	Peak Limit (dBm)	PK Margin (dB)	Azimuth (Degs)	Height (cm)	Polarity
2	5.64	-66.62	Pk	35.5	-18.8	11.8	-38.12	-27	-11.12	168	108	H
1	5.725	-67.87	Pk	35.5	-18.9	11.8	-39.47	27	-66.47	168	108	H

Pk - Peak detector

VERTICAL RESULT



Trace Markers

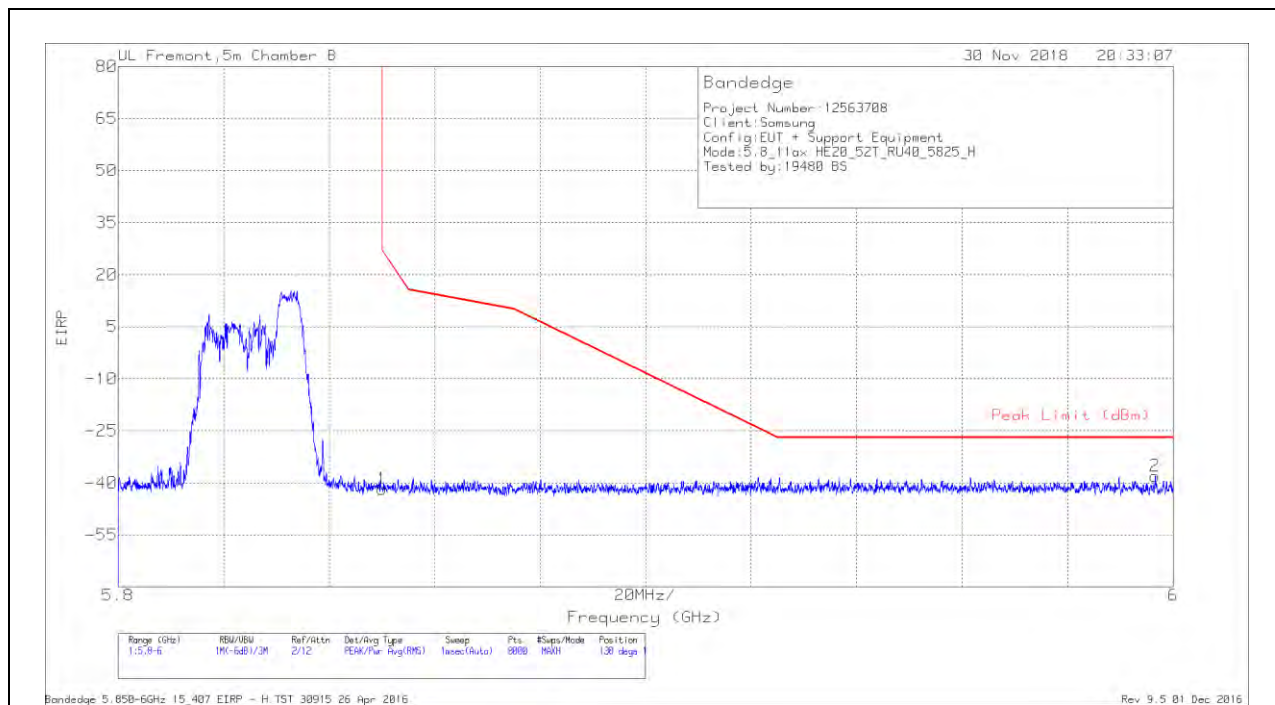
Marker	Frequency (GHz)	Meter Reading (dBm)	Det	AF T863 (dB/m)	Amp/Cbl/Filtr/Pad (dB)	Conversion Factor (dB)	Corrected Reading EIRP	Peak Limit (dBm)	PK Margin (dB)	Azimuth (Degs)	Height (cm)	Polarity
2	5.627	-68.09	Pk	35.5	-18.9	11.8	-39.69	-27	-12.69	49	110	V
1	5.725	-69.63	Pk	35.5	-18.9	11.8	-41.23	27	-68.23	49	110	V

Pk - Peak detector

2TX Antenna 1 + Antenna 2 OFDMA MODE – 52-Tones, RU Index 40

BANDEDGE (HIGH CHANNEL)

HORIZONTAL RESULT

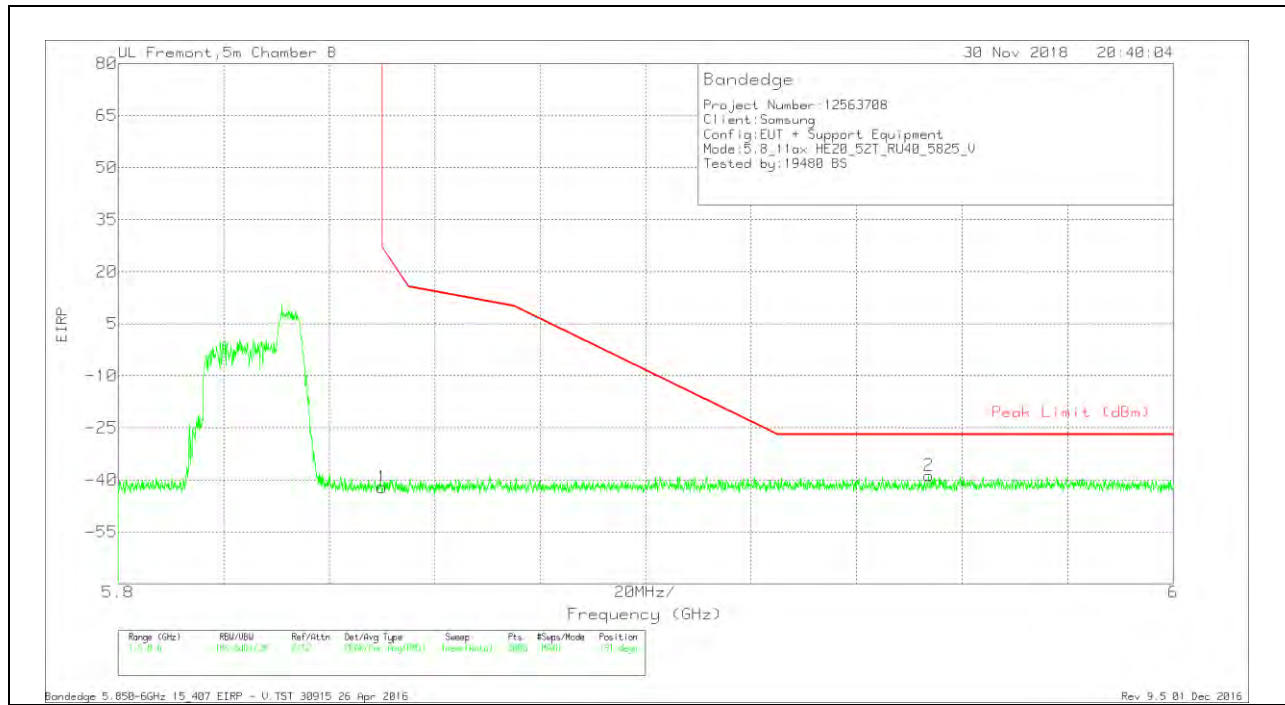


Trace Markers

Marker	Frequency (GHz)	Meter Reading (dBm)	Det	AF T863 (dB/m)	Amp/Cbl/Filtr/Pad (dB)	Conversion Factor (dB)	Corrected Reading EIRP	Peak Limit (dBm)	PK Margin (dB)	Azimuth (Degs)	Height (cm)	Polarity
1	5.85	-70.03	Pk	35.4	-18.9	11.8	-41.73	26.99	-68.72	138	140	H
2	5.997	-66.7	Pk	35.4	-18.5	11.8	-38	-27	-11	138	140	H

Pk - Peak detector

VERTICAL RESULT



Trace Markers

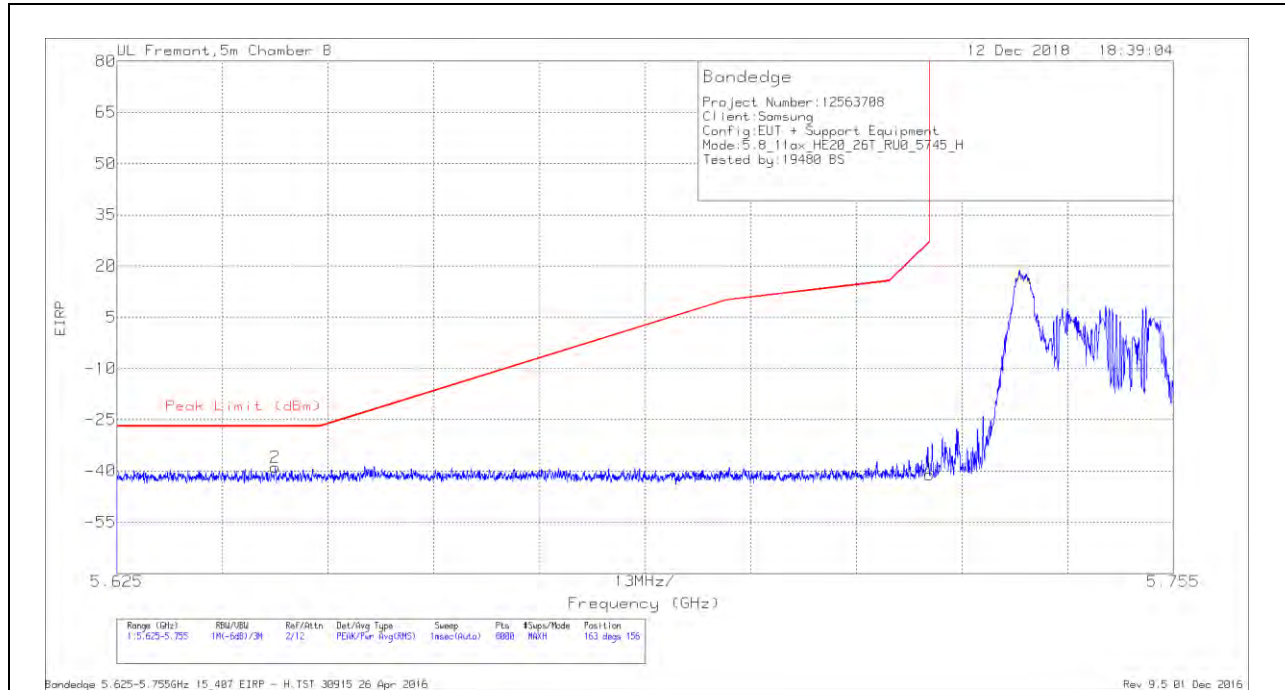
Marker	Frequency (GHz)	Meter Reading (dBm)	Det	AF T863 (dB/m)	Amp/Cbl/Filtr/Pad (dB)	Conversion Factor (dB)	Corrected Reading EIRP	Peak Limit (dBm)	PK Margin (dB)	Azimuth (Degs)	Height (cm)	Polarity
1	5.85	-70.4	Pk	35.4	-18.9	11.8	-42.1	26.99	-69.09	191	387	V
2	5.954	-67.42	Pk	35.4	-18.5	11.8	-38.72	-27	-11.72	191	387	V

Pk - Peak detector

2TX Antenna 1 + Antenna 2 OFDMA MODE – 26-Tones, RU Index 0

BANDEDGE (LOW CHANNEL)

HORIZONTAL RESULT

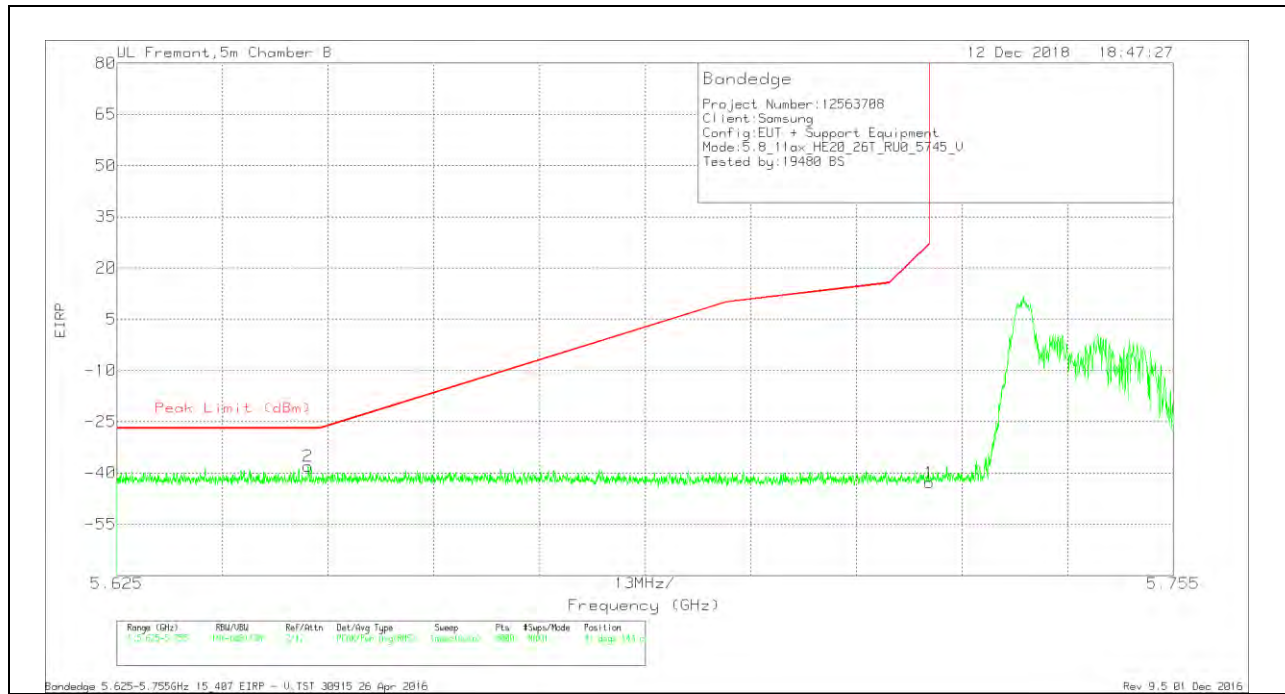


Trace Markers

Marker	Frequency (GHz)	Meter Reading (dBm)	Det	AF T863 (dB/m)	Amp/Cbl/Filtr/Pad (dB)	Conversion Factor (dB)	Corrected Reading EIRP	Peak Limit (dBm)	PK Margin (dB)	Azimuth (Degs)	Height (cm)	Polarity
2	5.644	-67.29	Pk	35.5	-18.9	11.8	-38.89	-27	-11.89	163	156	H
1	5.725	-69.47	Pk	35.5	-18.9	11.8	-41.07	27	-68.07	163	156	H

Pk - Peak detector

VERTICAL RESULT



Trace Markers

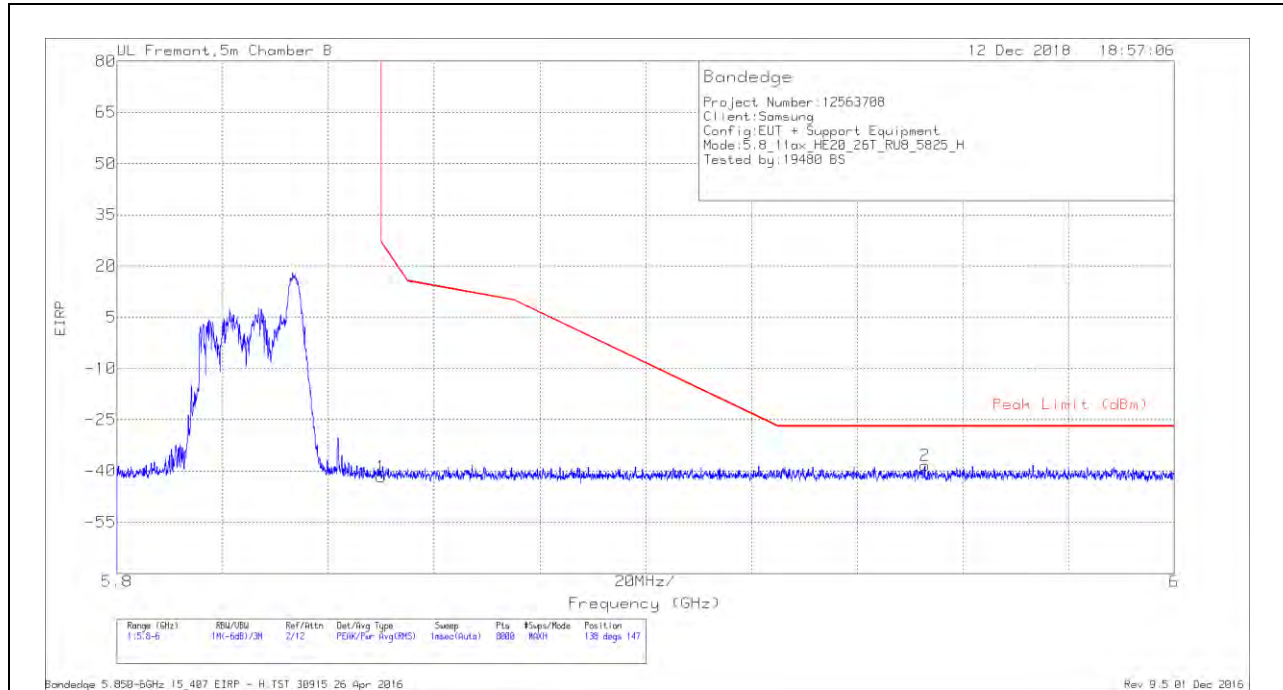
Marker	Frequency (GHz)	Meter Reading (dBm)	Det	AF T863 (dB/m)	Amp/Cbl/Filtr/Pad (dB)	Conversion Factor (dB)	Corrected Reading EIRP	Peak Limit (dBm)	PK Margin (dB)	Azimuth (Degs)	Height (cm)	Polarity
2	5.649	-66.5	Pk	35.5	-18.8	11.8	-38	-27	-11	41	144	V
1	5.725	-71.29	Pk	35.5	-18.9	11.8	-42.89	27	-69.89	41	144	V

Pk - Peak detector

2TX Antenna 1 + Antenna 2 OFDMA MODE – 26-Tones, RU Index 8

BANDEDGE (HIGH CHANNEL)

HORIZONTAL RESULT

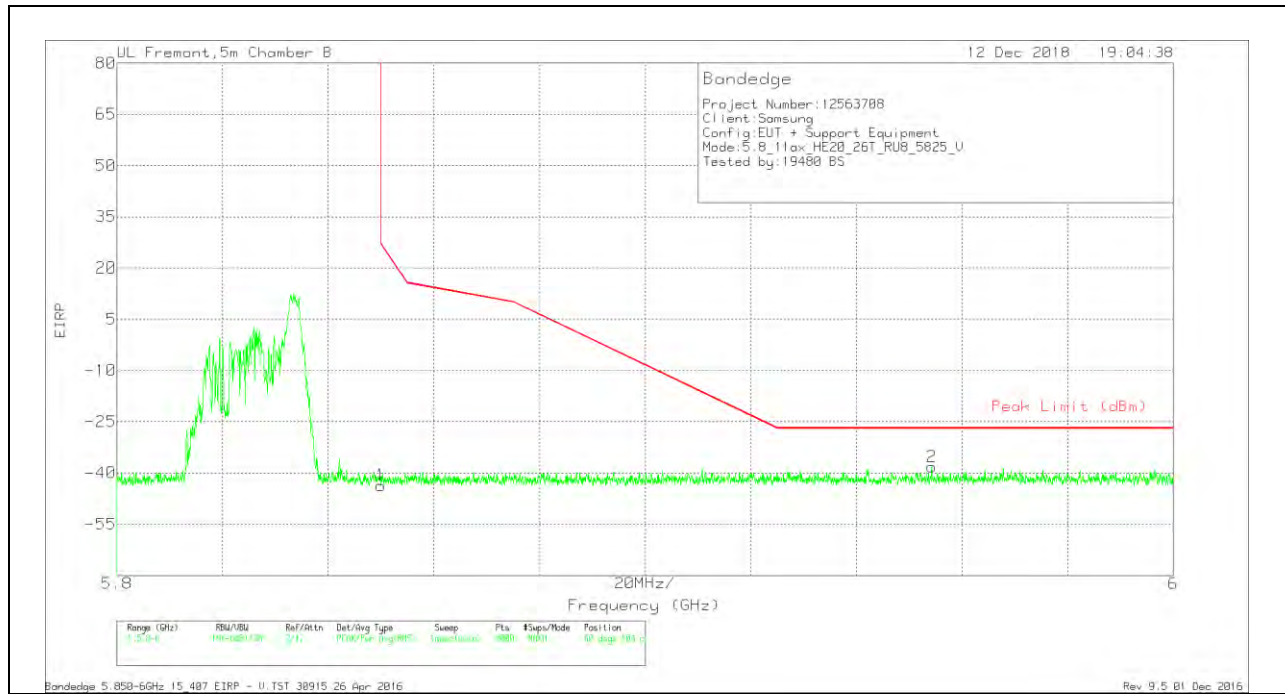


Trace Markers

Marker	Frequency (GHz)	Meter Reading (dBm)	Det	AF T863 (dB/m)	Amp/Cbl/Fitr/Pad (dB)	Conversion Factor (dB)	Corrected Reading EIRP	Peak Limit (dBm)	PK Margin (dB)	Azimuth (Degs)	Height (cm)	Polarity
1	5.85	-70.1	Pk	35.4	-18.9	11.8	-41.8	26.99	-68.79	138	147	H
2	5.953	-66.92	Pk	35.4	-18.6	11.8	-38.32	-27	-11.32	138	147	H

Pk - Peak detector

VERTICAL RESULT



Trace Markers

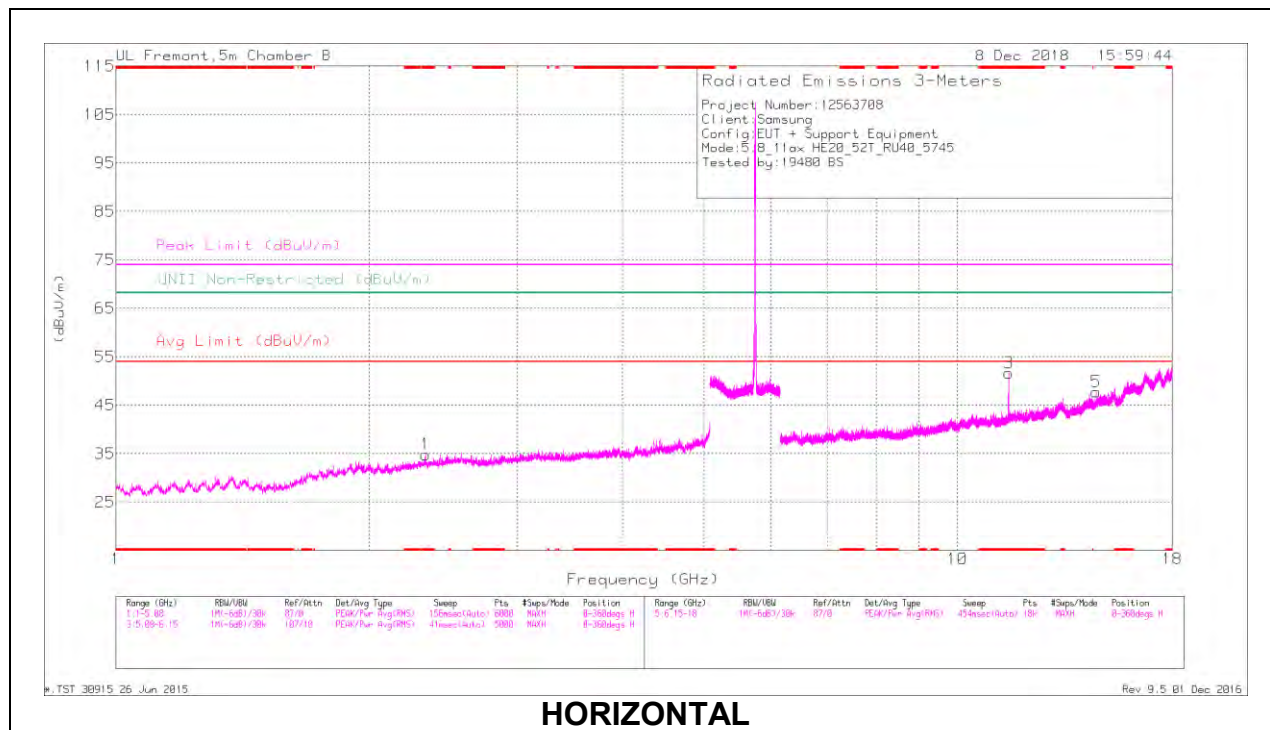
Marker	Frequency (GHz)	Meter Reading (dBm)	Det	AF T863 (dB/m)	Amp/Cbl/Filtr/Pad (dB)	Conversion Factor (dB)	Corrected Reading EIRP	Peak Limit (dBm)	PK Margin (dB)	Azimuth (Degs)	Height (cm)	Polarity
1	5.85	-71.95	Pk	35.4	-18.9	11.8	-43.65	26.99	-70.64	60	104	V
2	5.954	-66.95	Pk	35.4	-18.5	11.8	-38.25	-27	-11.25	60	104	V

Pk - Peak detector

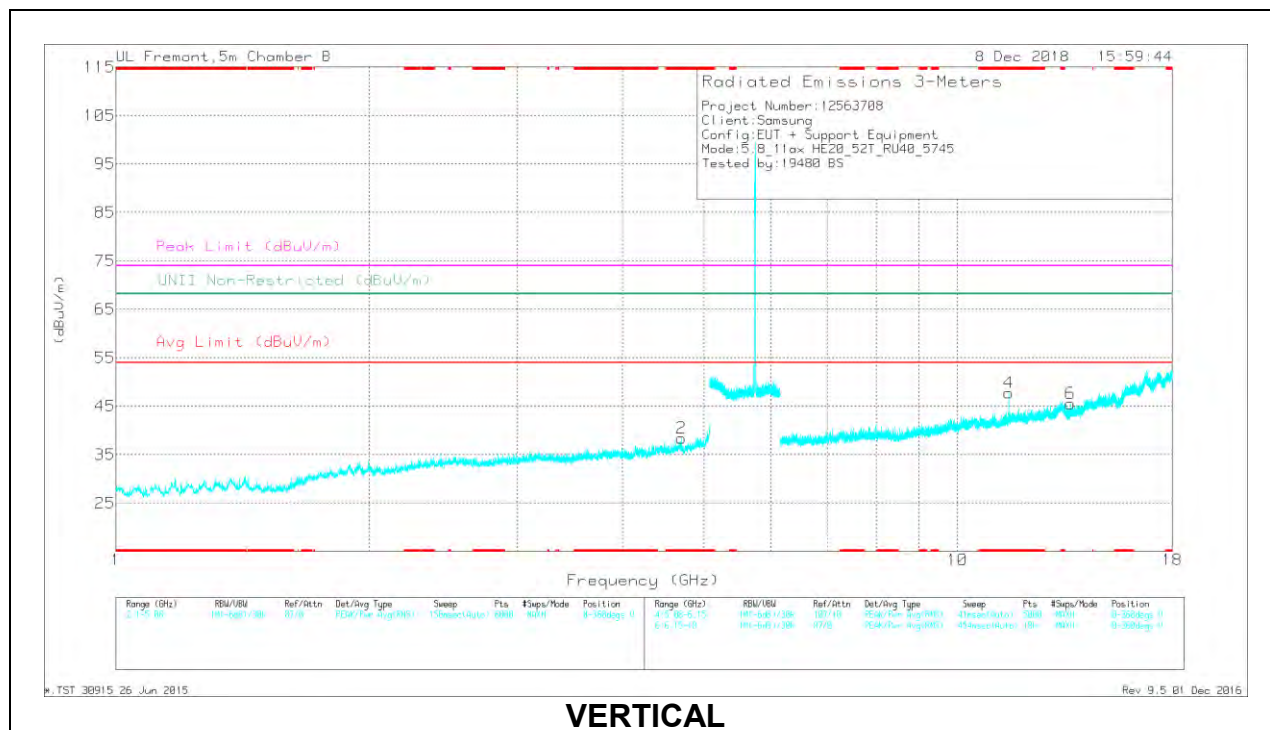
2TX Antenna 1 + Antenna 2 OFDMA MODE – 52-Tones, RU Index 40

HARMONICS AND SPURIOUS EMISSIONS

LOW CHANNEL RESULTS



HORIZONTAL



VERTICAL

RADIATED EMISSIONS

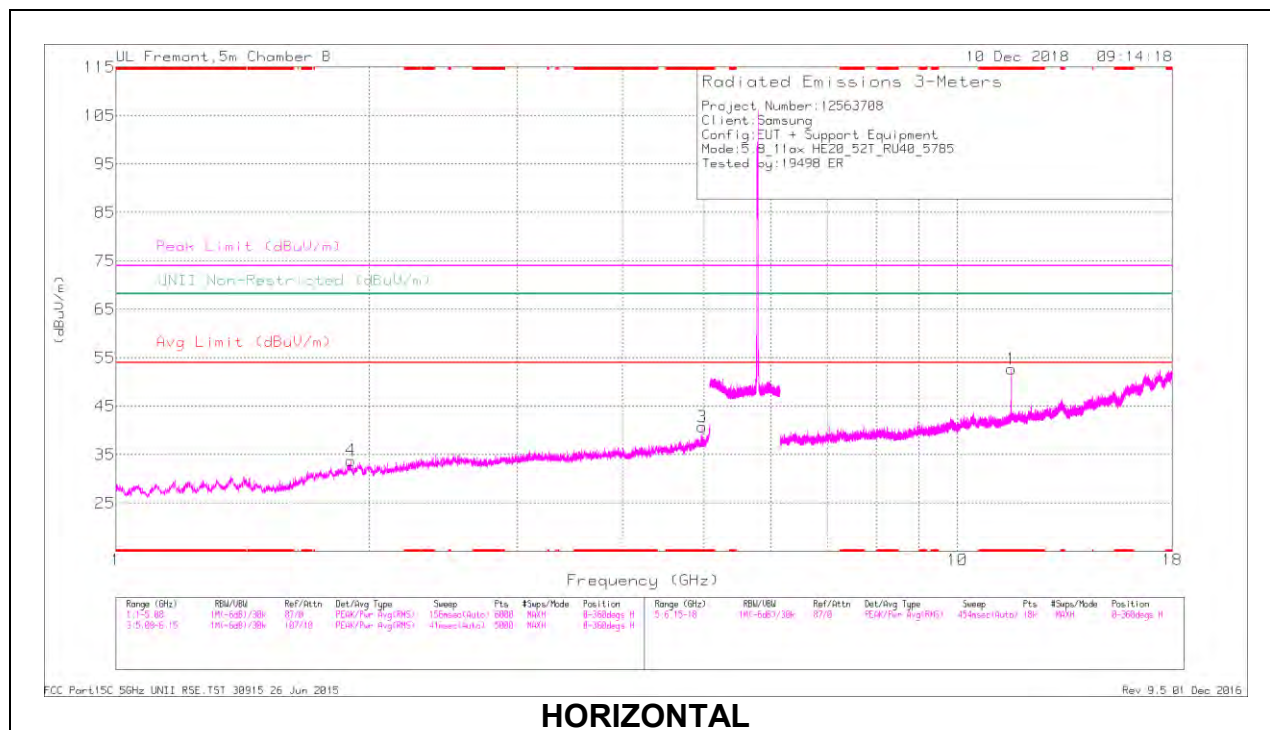
Marker	Frequency (GHz)	Meter Reading (dBuV)	Det	AF T863 (dB/m)	Amp/Cbl/Filtr/Pad (dB)	DC Corr (dB)	Corrected Reading (dBuV/m)	Avg Limit (dBuV/m)	Margin (dB)	Peak Limit (dBuV/m)	PK Margin (dB)	UNII Non-Restricted (dBuV/m)	PK Margin (dB)	Azimuth (Degs)	Height (cm)	Polarity
1	* 2.334	40.12	PK-U	32.1	-32.1	0	40.12	-	-	74	-33.88	-	-	261	358	H
	* 2.334	28.34	ADR	32.1	-32.2	.17	28.41	54	-25.59	-	-	-	-	261	358	H
2	* 4.701	38.47	PK-U	34.2	-29.1	0	43.57	-	-	74	-30.43	-	-	227	386	V
	* 4.703	26.82	ADR	34.2	-29.1	.17	32.09	54	-21.91	-	-	-	-	227	386	V
3	* 11.505	44.68	PK-U	38.5	-22.4	0	60.78	-	-	74	-13.22	-	-	185	104	H
	* 11.505	32.09	ADR	38.5	-22.4	.17	48.36	54	-5.64	-	-	-	-	185	104	H
4	* 11.505	37.17	PK-U	38.5	-22.4	0	53.27	-	-	74	-20.73	-	-	183	145	V
	* 11.505	25.96	ADR	38.5	-22.4	.17	42.23	54	-11.77	-	-	-	-	183	145	V
6	13.612	32.65	PK-U	38.8	-21.1	0	50.35	-	-	-	-	68.2	-17.85	269	159	V
5	14.617	31.84	PK-U	40.3	-20.2	0	51.94	-	-	-	-	68.2	-16.26	146	298	H

* - indicates frequency in CFR47 Pt 15 / IC RSS-Restricted Band

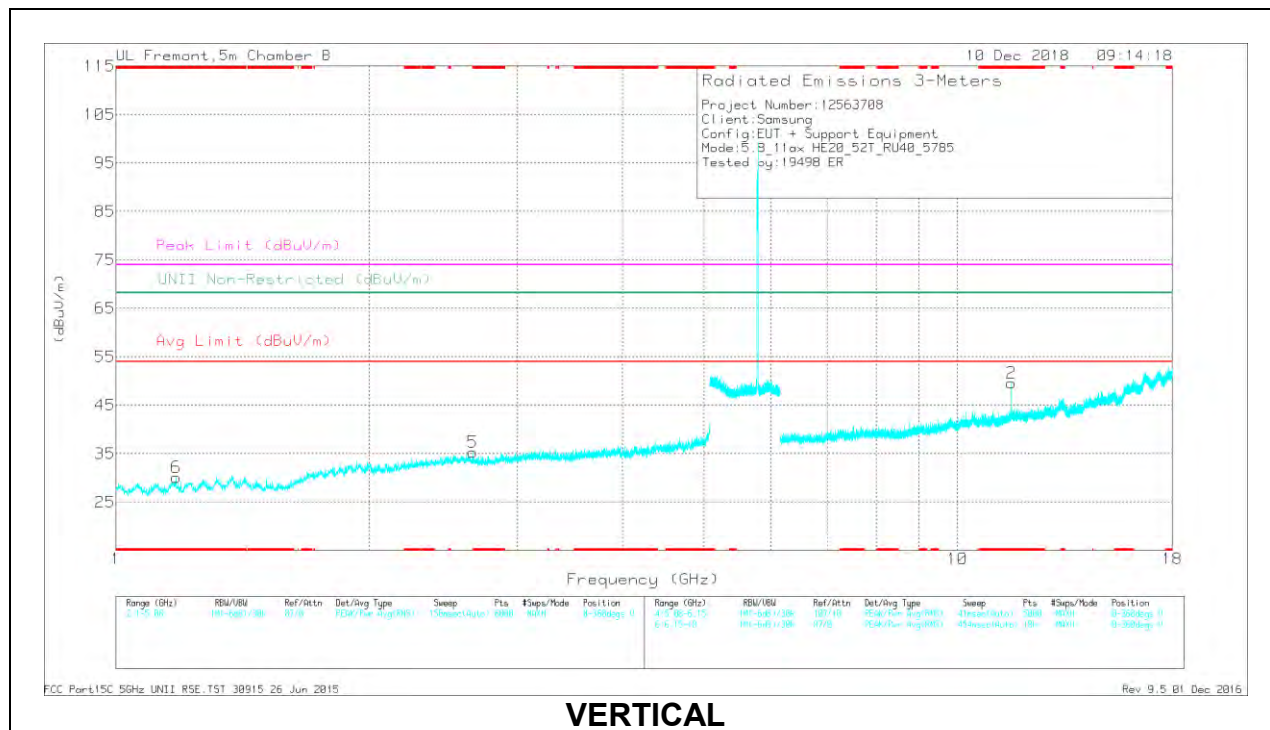
PK-U - U-NII: Maximum Peak

ADR - U-NII AD primary method, RMS average

MID CHANNEL RESULTS



HORIZONTAL



VERTICAL

RADIATED EMISSIONS

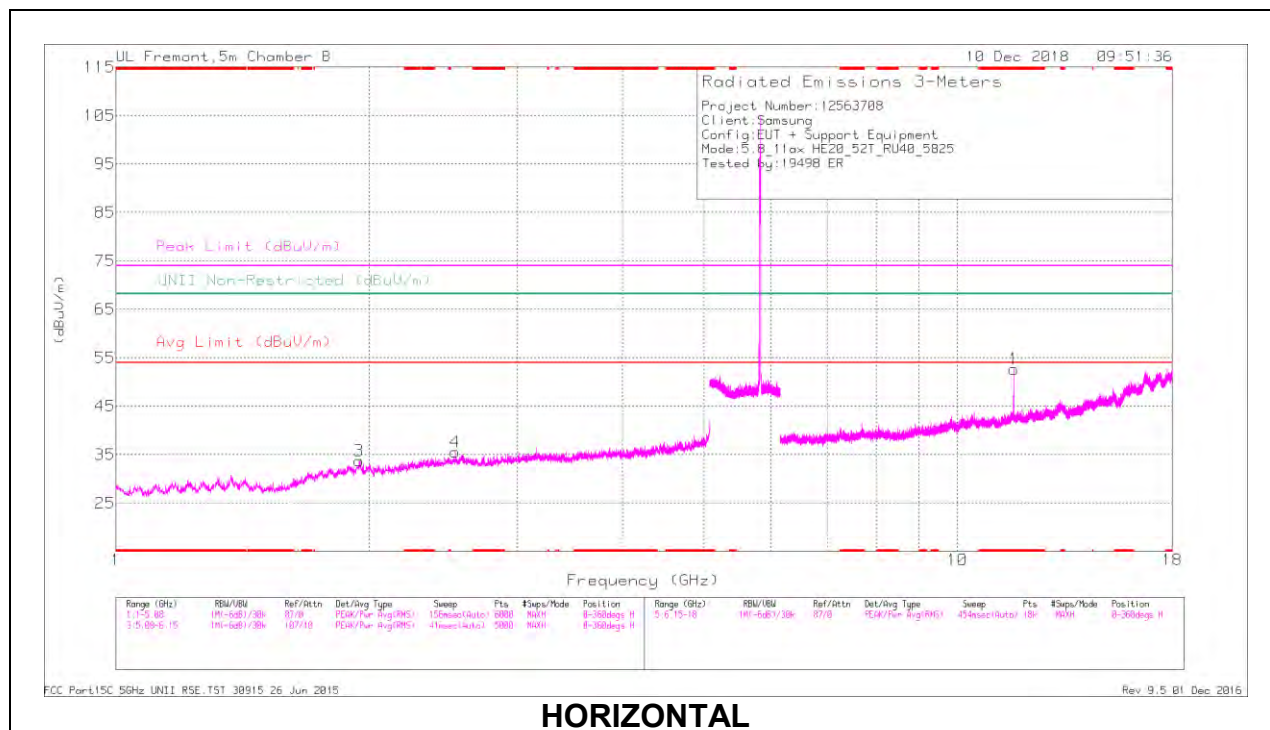
Marker	Frequency (GHz)	Meter Reading (dBuV)	Det	AF T863 (dB/m)	Amp/Cbl/Filtr/Pad (dB)	DC Corr (dB)	Corrected Reading (dBuV/m)	Avg Limit (dBuV/m)	Margin (dB)	Peak Limit (dBuV/m)	PK Margin (dB)	UNII Non-Restricted (dBuV/m)	PK Margin (dB)	Azimuth (Degs)	Height (cm)	Polarity
3	* 4.968	38.41	PK-U	34.5	-28.6	0	44.31	-	-	74	-29.69	-	-	200	183	H
	* 4.97	27.25	ADR	34.5	-28.5	.17	33.42	54	-20.58	-	-	-	-	200	183	H
6	* 1.177	41.81	PK-U	28	-34	0	35.81	-	-	74	-38.19	-	-	174	130	V
	* 1.178	30.57	ADR	28	-34	.17	24.74	54	-29.26	-	-	-	-	174	130	V
5	* 2.656	39.92	PK-U	32.5	-31.8	0	40.62	-	-	74	-33.38	-	-	277	245	V
	* 2.657	28.64	ADR	32.4	-31.8	.17	29.41	54	-24.59	-	-	-	-	277	245	V
1	* 11.583	42.68	PK-U	38.6	-21.8	0	59.48	-	-	74	-14.52	-	-	101	102	H
	* 11.585	30.68	ADR	38.6	-21.8	.17	47.65	54	-6.35	-	-	-	-	101	102	H
2	* 11.584	38.96	PK-U	38.6	-21.8	0	55.76	-	-	74	-18.24	-	-	72	104	V
	* 11.585	26.73	ADR	38.6	-21.8	.17	43.7	54	-10.3	-	-	-	-	72	104	V
4	1.899	41.59	PK-U	31.1	-32.8	0	39.89	-	-	-	-	68.2	-28.31	69	129	H

* - indicates frequency in CFR47 Pt 15 / IC RSS-Restricted Band

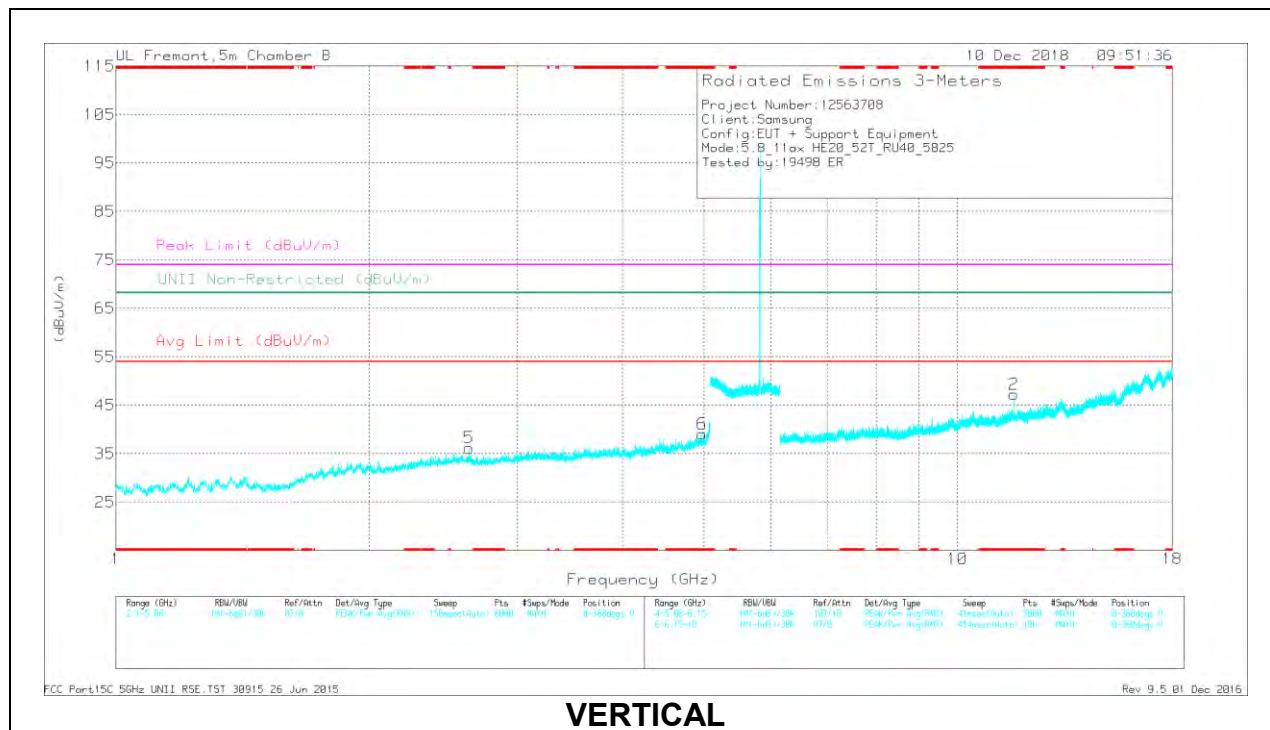
PK-U - U-NII: Maximum Peak

ADR - U-NII AD primary method, RMS average

HIGH CHANNEL RESULTS



HORIZONTAL



VERTICAL

RADIATED EMISSIONS

Marker	Frequency (GHz)	Meter Reading (dBuV)	Det	AF T863 (dB/m)	Amp/Cbl/Filtr/Pad (dB)	DC Corr (dB)	Corrected Reading (dBuV/m)	Avg Limit (dBuV/m)	Margin (dB)	Peak Limit (dBuV/m)	PK Margin (dB)	UNII Non-Restricted (dBuV/m)	PK Margin (dB)	Azimuth (Degs)	Height (cm)	Polarity
6	* 4.968	38.39	PK-U	34.5	-28.6	0	44.29	-	-	74	-29.71	-	-	107	159	V
	* 4.97	27.23	ADR	34.5	-28.5	.17	33.4	54	-20.6	-	-	-	-	107	159	V
1	* 11.663	40.04	PK-U	38.8	-21.9	0	56.94	-	-	74	-17.06	-	-	47	133	H
	* 11.665	27.56	ADR	38.9	-21.9	.17	44.73	54	-9.27	-	-	-	-	47	133	H
2	* 11.663	42.03	PK-U	38.8	-21.9	0	58.93	-	-	74	-15.07	-	-	46	115	V
	* 11.664	28.52	ADR	38.9	-21.9	.17	45.69	54	-8.31	-	-	-	-	46	115	V
3	1.945	40.7	PK-U	31	-32	0	39.7	-	-	-	-	68.2	-28.5	316	123	H
4	2.531	40.04	PK-U	32.7	-31.9	0	40.84	-	-	-	-	68.2	-27.36	158	186	H
5	2.627	39.94	PK-U	32.6	-31.8	0	40.74	-	-	-	-	68.2	-27.46	236	210	V

* - indicates frequency in CFR47 Pt 15 / IC RSS-Restricted Band

PK-U - U-NII: Maximum Peak

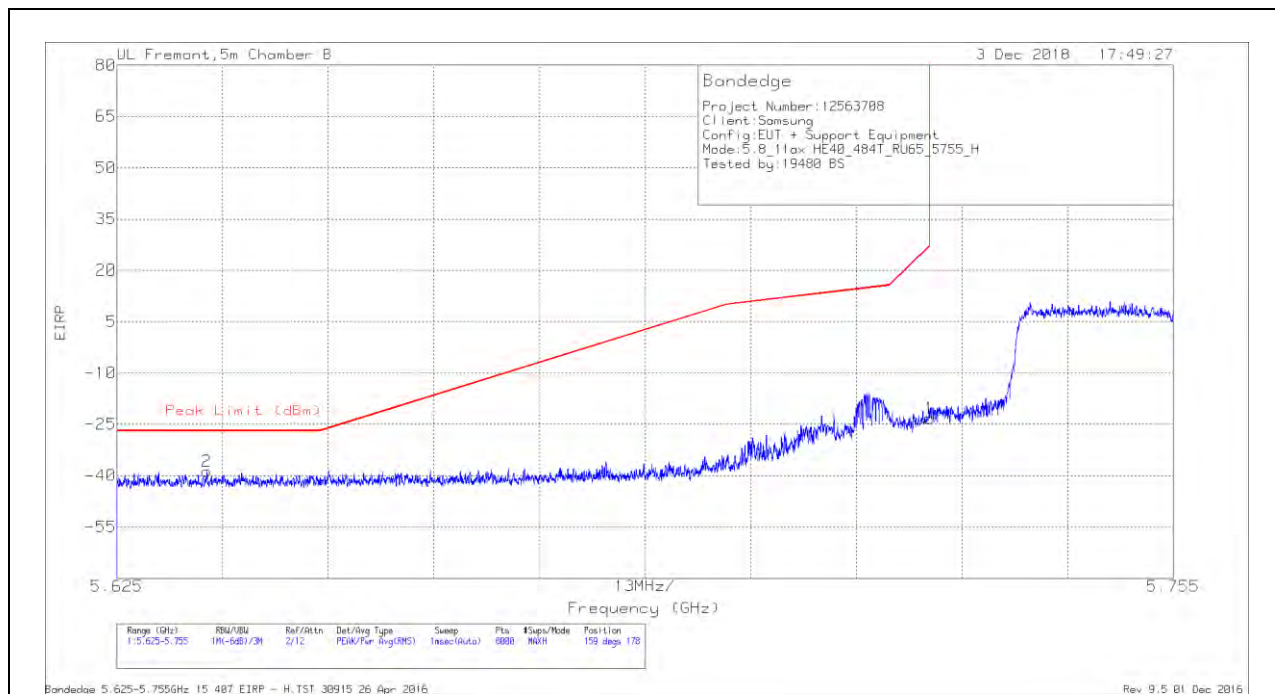
ADR - U-NII AD primary method, RMS average

10.1.27. TX ABOVE 1 GHz 802.11ax HE40 MODE IN THE 5.8 GHz BAND

2TX Antenna 1 + Antenna 2 OFDMA MODE – 484-Tones, RU Index 65

BANDEDGE (LOW CHANNEL)

HORIZONTAL RESULT

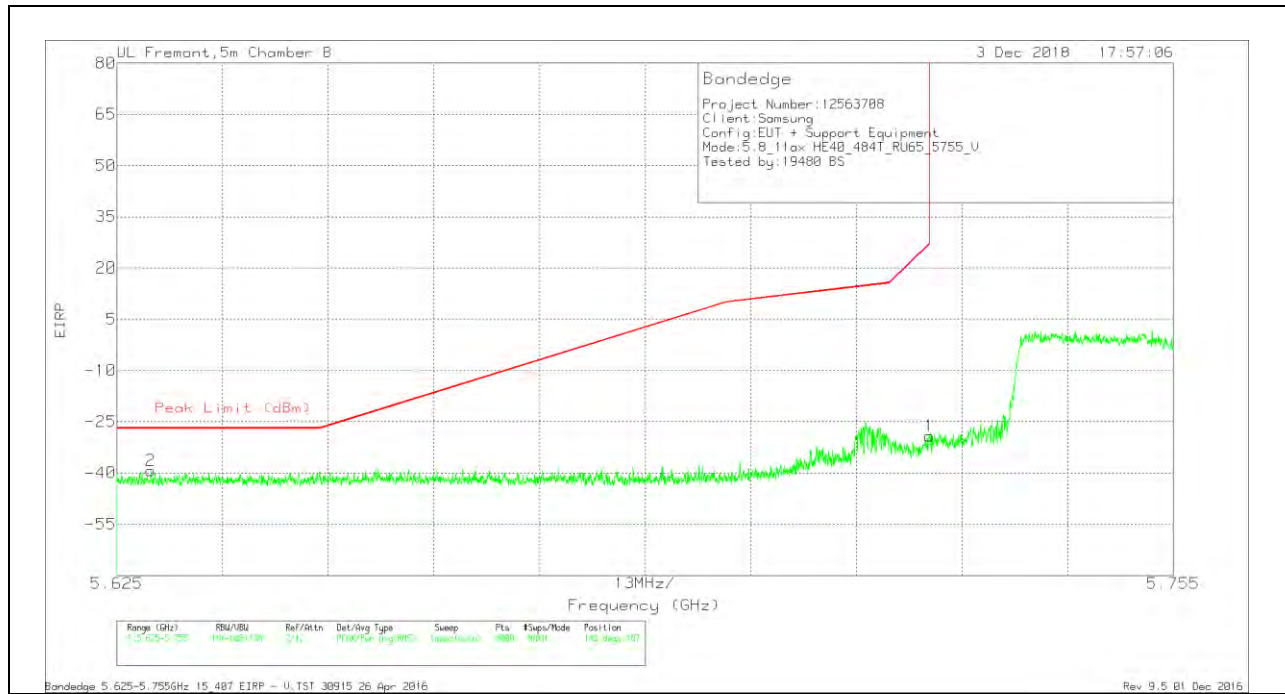


Trace Markers

Marker	Frequency (GHz)	Meter Reading (dBm)	Det	AF T863 (dB/m)	Amp/Cbl/Ftr/Pad (dB)	Conversion Factor (dB)	Corrected Reading EIRP	Peak Limit (dBm)	PK Margin (dB)	Azimuth (Degs)	Height (cm)	Polarity
2	5.636	-67.11	Pk	35.5	-18.9	11.8	-38.71	-27	-11.71	159	178	H
1	5.725	-51.71	Pk	35.5	-18.9	11.8	-23.31	27	-50.31	159	178	H

Pk - Peak detector

VERTICAL RESULT



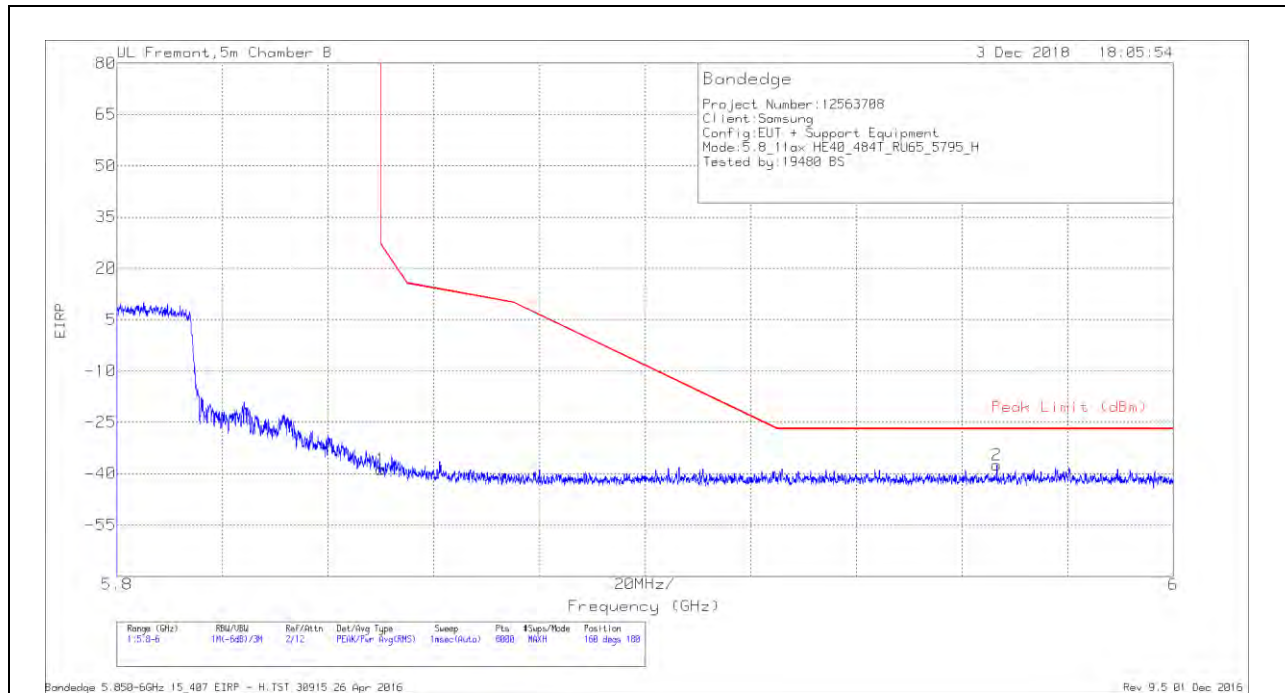
Trace Markers

Marker	Frequency (GHz)	Meter Reading (dBm)	Det	AF T863 (dB/m)	Amp/Cbl/Fitr/Pad (dB)	Conversion Factor (dB)	Corrected Reading EIRP	Peak Limit (dBm)	PK Margin (dB)	Azimuth (Degs)	Height (cm)	Polarity
2	5.629	-67.8	Pk	35.5	-18.8	11.8	-39.3	-27	-12.3	148	187	V
1	5.725	-57.55	Pk	35.5	-18.9	11.8	-29.15	27	-56.15	148	187	V

Pk - Peak detector

BANDEDGE (HIGH CHANNEL)

HORIZONTAL RESULT

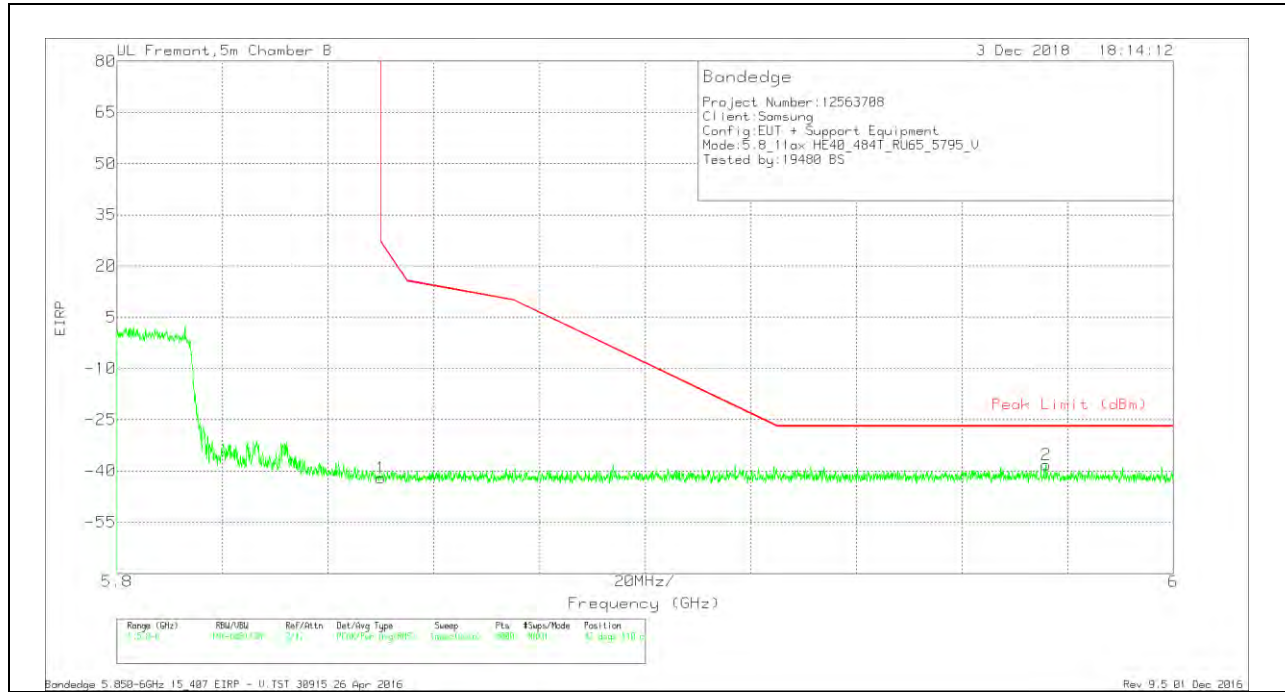


Trace Markers

Marker	Frequency (GHz)	Meter Reading (dBm)	Det	AF T863 (dB/m)	Amp/Cbl/Filtr/Pad (dB)	Conversion Factor (dB)	Corrected Reading EIRP	Peak Limit (dBm)	PK Margin (dB)	Azimuth (Degs)	Height (cm)	Polarity
1	5.85	-67.1	Pk	35.4	-18.9	11.8	-38.8	26.99	-65.79	160	180	H
2	5.967	-66.44	Pk	35.4	-18.2	11.8	-37.44	-27	-10.44	160	180	H

Pk - Peak detector

VERTICAL RESULT



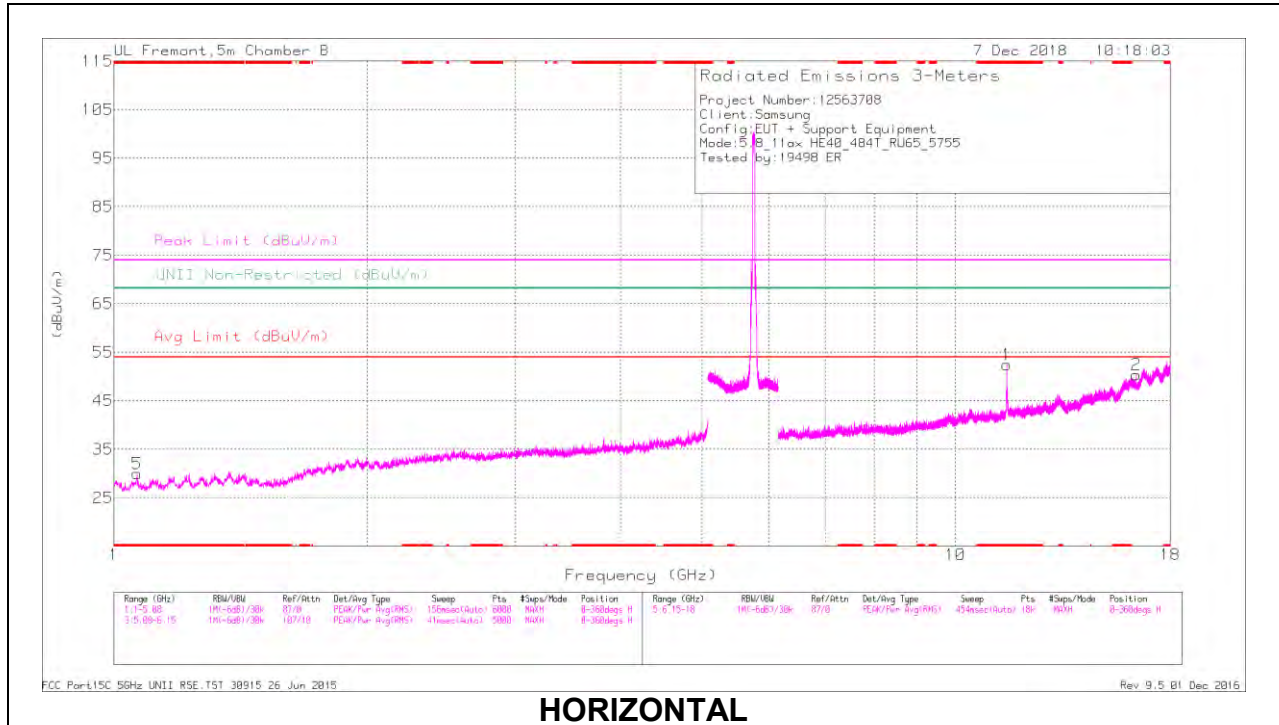
Trace Markers

Marker	Frequency (GHz)	Meter Reading (dBm)	Det	AF T863 (dB/m)	Amp/Cbl/Fitr/Pad (dB)	Conversion Factor (dB)	Corrected Reading EIRP	Peak Limit (dBm)	PK Margin (dB)	Azimuth (Degs)	Height (cm)	Polarity
1	5.85	-70.44	Pk	35.4	-18.9	11.8	-42.14	26.99	-69.13	42	110	V
2	5.976	-67.36	Pk	35.4	-18.1	11.8	-38.26	-27	-11.26	42	110	V

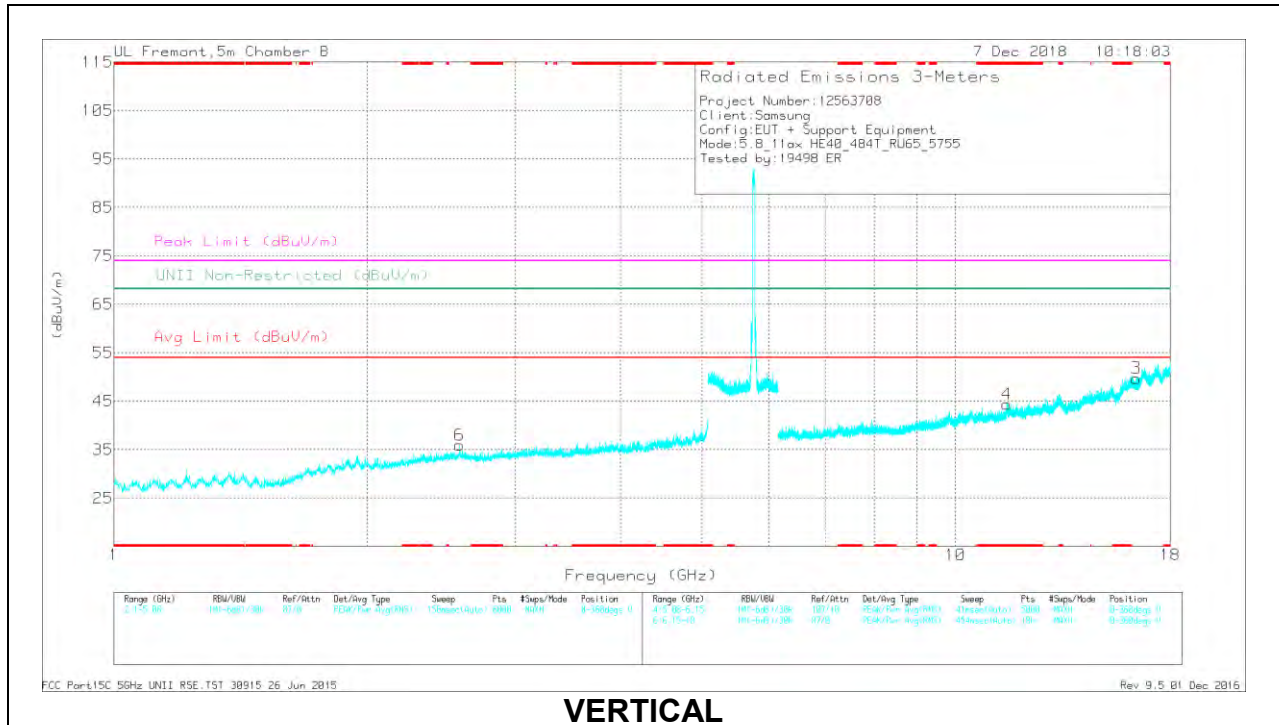
Pk - Peak detector

HARMONICS AND SPURIOUS EMISSIONS

LOW CHANNEL RESULTS



HORIZONTAL



VERTICAL

RADIATED EMISSIONS

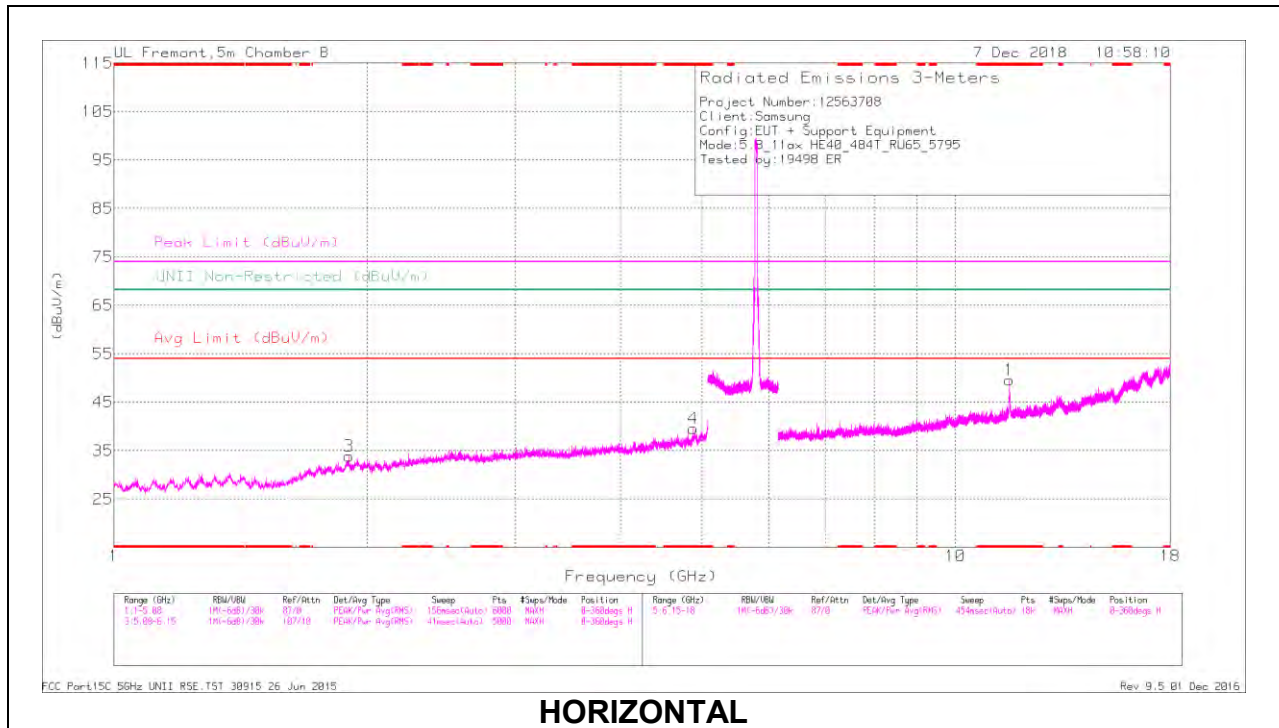
Marker	Frequency (GHz)	Meter Reading (dBuV)	Det	AF T863 (dB/m)	Amp/Cbl/Filtr/Pad (dB)	DC Corr (dB)	Corrected Reading (dBuV/m)	Avg Limit (dBuV/m)	Margin (dB)	Peak Limit (dBuV/m)	PK Margin (dB)	UNII Non-Restricted (dBuV/m)	PK Margin (dB)	Azimuth (Degs)	Height (cm)	Polarity
5	* 1.066	42.43	PK-U	27.4	-34.2	0	35.63	-	-	74	-38.37	-	-	91	174	H
	* 1.063	30.55	ADR	27.4	-34.1	1.13	24.98	54	-29.02	-	-	-	-	91	174	H
1	* 11.509	39.34	PK-U	38.5	-22.4	0	55.44	-	-	74	-18.56	-	-	87	103	H
	* 11.509	26.62	ADR	38.5	-22.4	1.13	43.85	54	-10.15	-	-	-	-	87	103	H
4	* 11.514	34.76	PK-U	38.5	-22.2	0	51.06	-	-	74	-22.94	-	-	84	107	V
	* 11.504	22.8	ADR	38.5	-22.4	1.13	40.03	54	-13.97	-	-	-	-	84	107	V
6	2.576	39.92	PK-U	32.7	-31.7	0	40.92	-	-	-	-	68.2	-27.28	206	245	V
2	16.395	31.91	PK-U	42.6	-19.1	0	55.41	-	-	-	-	68.2	-12.79	287	199	H
3	16.415	31.48	PK-U	42.6	-19	0	55.08	-	-	-	-	68.2	-13.12	170	306	V

* - indicates frequency in CFR47 Pt 15 / IC RSS-Restricted Band

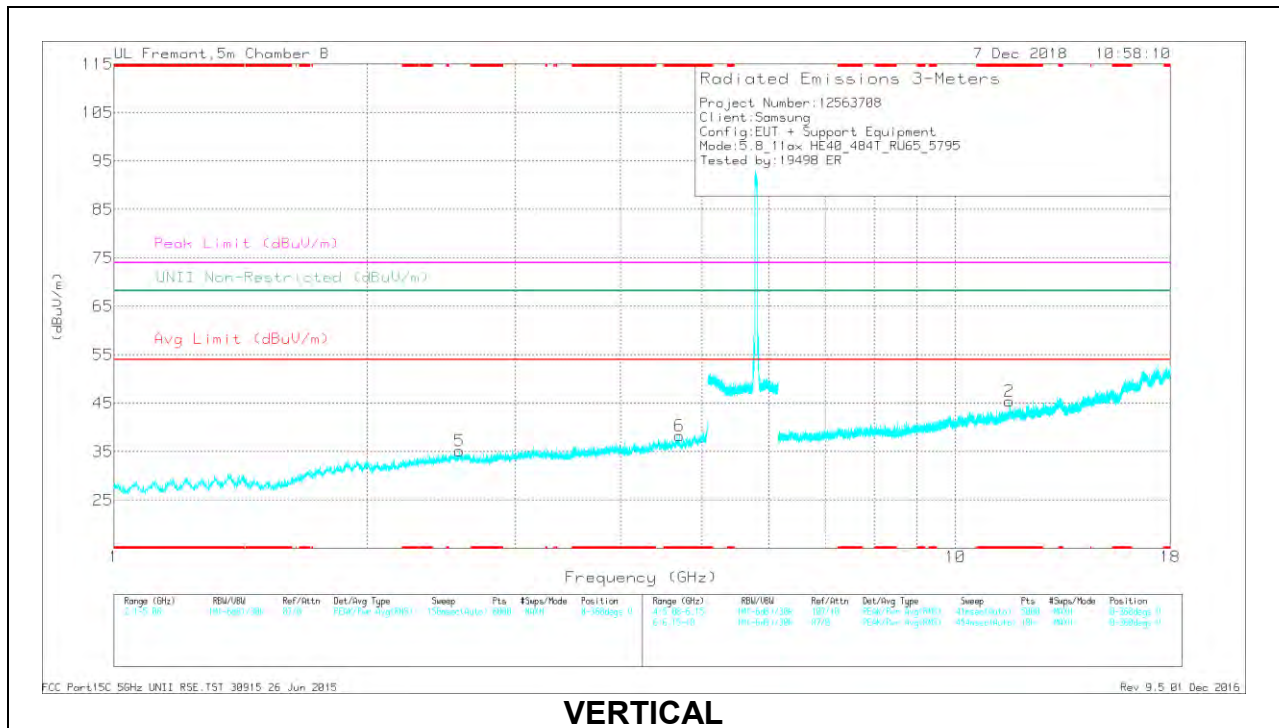
PK-U - U-NII: Maximum Peak

ADR - U-NII AD primary method, RMS average

HIGH CHANNEL RESULTS



HORIZONTAL



VERTICAL

RADIATED EMISSIONS

Marker	Frequency (GHz)	Meter Reading (dBuV)	Det	AF T863 (dB/m)	Amp/Cbl/Filtr/Pad (dB)	DC Corr (dB)	Corrected Reading (dBuV/m)	Avg Limit (dBuV/m)	Margin (dB)	Peak Limit (dBuV/m)	PK Margin (dB)	UNII Non-Restricted (dBuV/m)	PK Margin (dB)	Azimuth (Degs)	Height (cm)	Polarity
4	* 4.883	39.26	PK-U	34.3	-29.1	0	44.46	-	-	74	-29.54	-	-	95	144	H
	* 4.88	28.08	ADR	34.3	-29.1	1.13	34.41	54	-19.59	-	-	-	-	95	144	H
6	* 4.697	38.28	PK-U	34.2	-28.9	0	43.58	-	-	74	-30.42	-	-	182	187	V
	* 4.697	27.3	ADR	34.2	-28.9	1.13	33.73	54	-20.27	-	-	-	-	182	187	V
1	* 11.589	38.99	PK-U	38.6	-21.7	0	55.89	-	-	74	-18.11	-	-	172	102	H
	* 11.589	26.69	ADR	38.6	-21.7	1.13	44.72	54	-9.28	-	-	-	-	172	102	H
2	* 11.587	35.15	PK-U	38.6	-21.7	0	52.05	-	-	74	-21.95	-	-	127	247	V
	* 11.591	22.35	ADR	38.6	-21.7	1.13	40.38	54	-13.62	-	-	-	-	127	247	V
3	1.901	41.16	PK-U	31.1	-32.7	0	39.56	-	-	-	-	68.2	-28.64	177	319	H
5	2.575	40.28	PK-U	32.7	-31.7	0	41.28	-	-	-	-	68.2	-26.92	271	105	V

* - indicates frequency in CFR47 Pt 15 / IC RSS-Restricted Band

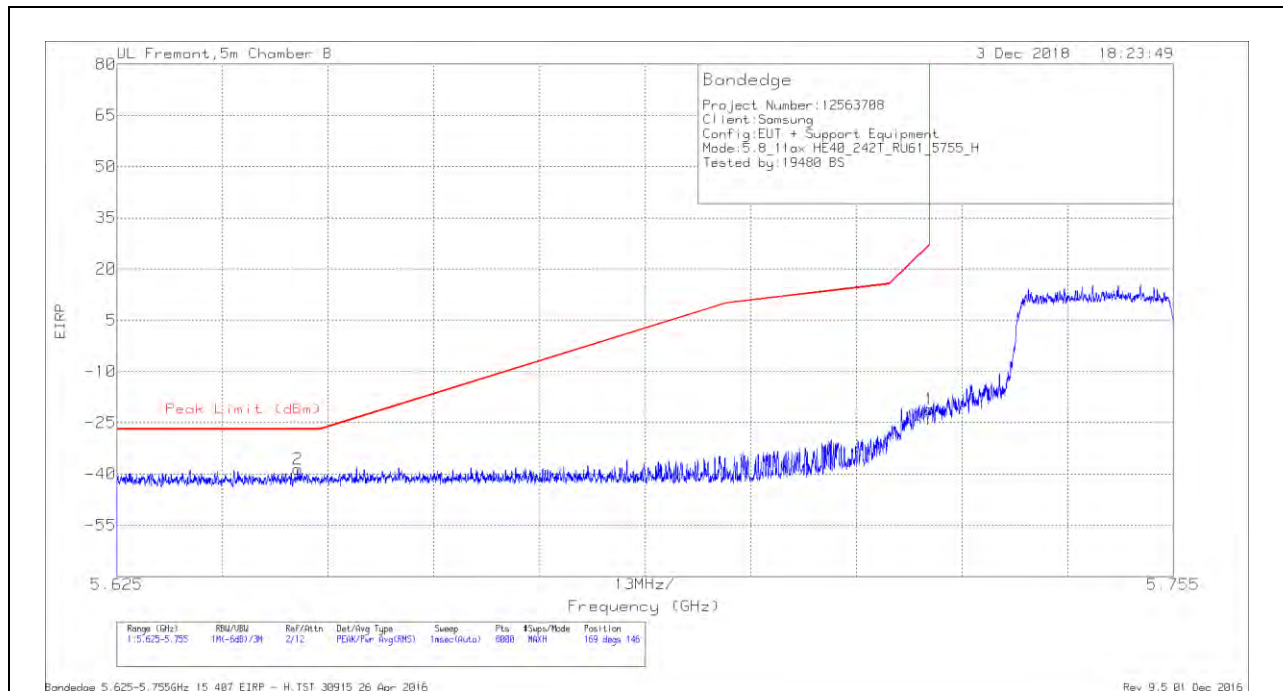
PK-U - U-NII: Maximum Peak

ADR - U-NII AD primary method, RMS average

2TX Antenna 1 + Antenna 2 OFDMA MODE – 242-Tones, RU Index 61

BANDEDGE (LOW CHANNEL)

HORIZONTAL RESULT

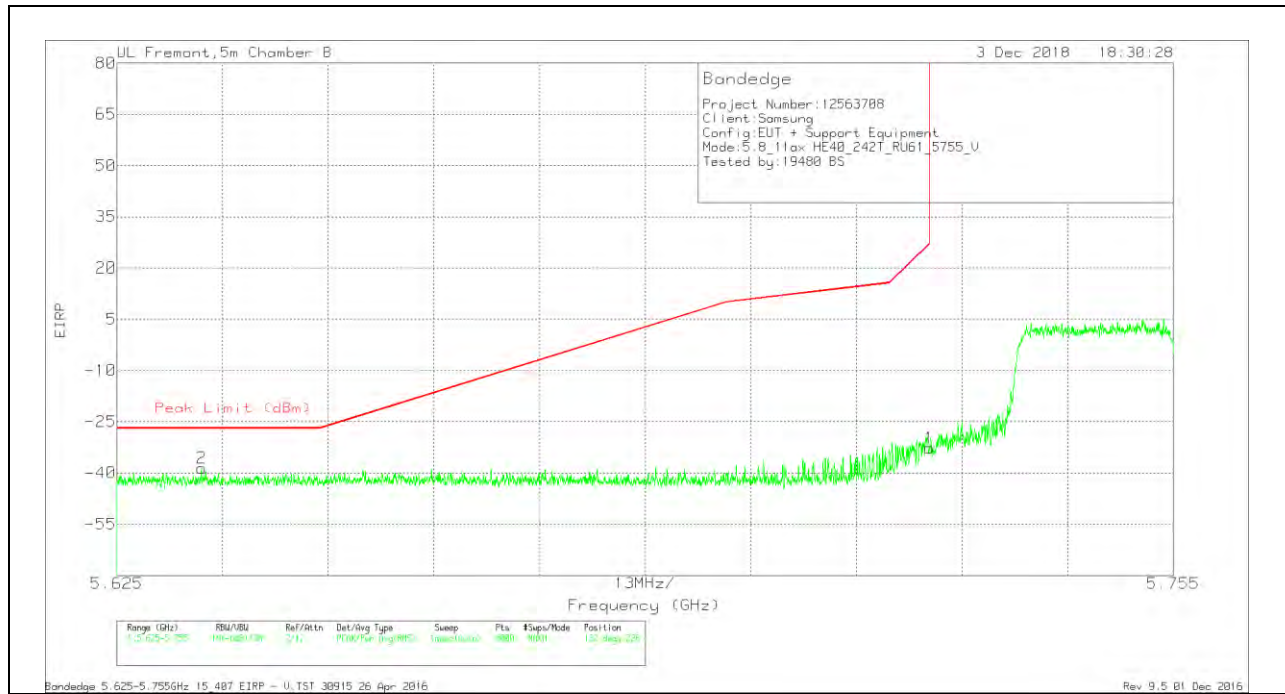


Trace Markers

Marker	Frequency (GHz)	Meter Reading (dBm)	Det	AF T863 (dB/m)	Amp/Cbl/Filtr/Pad (dB)	Conversion Factor (dB)	Corrected Reading EIRP	Peak Limit (dBm)	PK Margin (dB)	Azimuth (Degs)	Height (cm)	Polarity
2	5.647	-67.05	Pk	35.5	-18.8	11.8	-38.55	-27	-11.55	169	146	H
1	5.725	-49.43	Pk	35.5	-18.9	11.8	-21.03	27	-48.03	169	146	H

Pk - Peak detector

VERTICAL RESULT



Trace Markers

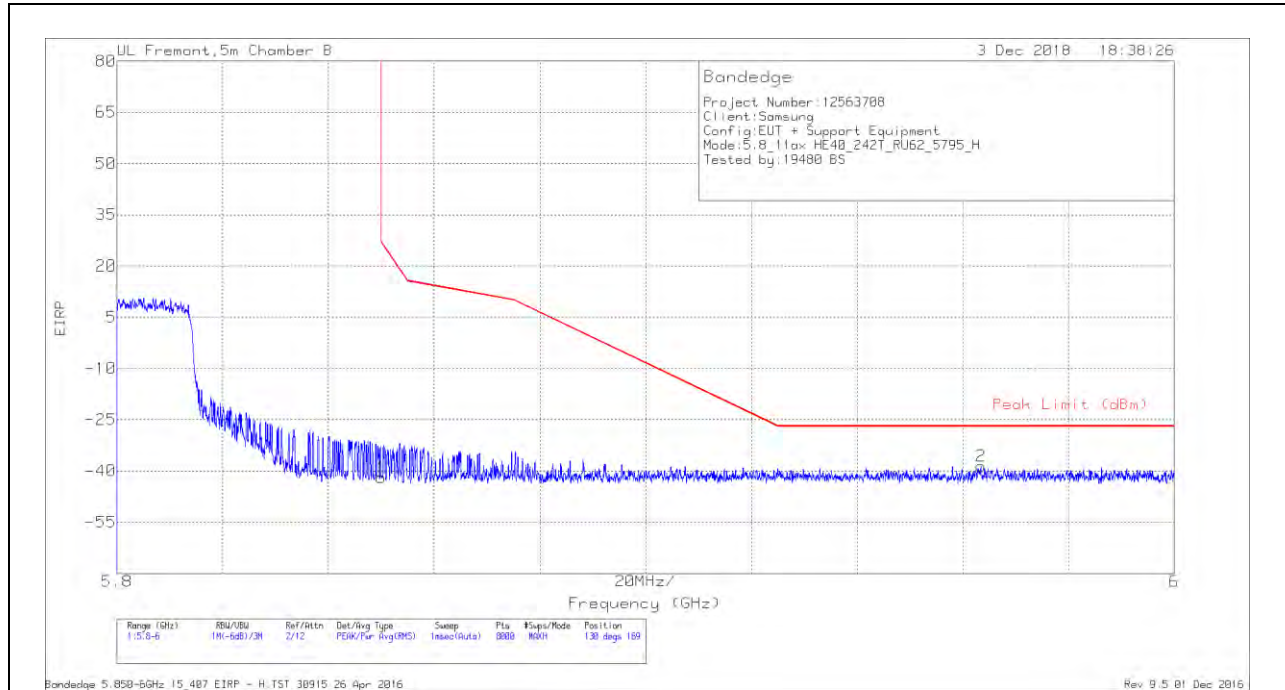
Marker	Frequency (GHz)	Meter Reading (dBm)	Det	AF T863 (dB/m)	Amp/Cbl/Fitr/Pad (dB)	Conversion Factor (dB)	Corrected Reading EIRP	Peak Limit (dBm)	PK Margin (dB)	Azimuth (Degs)	Height (cm)	Polarity
2	5.635	-67.14	Pk	35.5	-18.8	11.8	-38.64	-27	-11.64	132	226	V
1	5.725	-61.1	Pk	35.5	-18.9	11.8	-32.7	27	-59.7	132	226	V

Pk - Peak detector

2TX Antenna 1 + Antenna 2 OFDMA MODE – 242-Tones, RU Index 62

BANDEDGE (HIGH CHANNEL)

HORIZONTAL RESULT

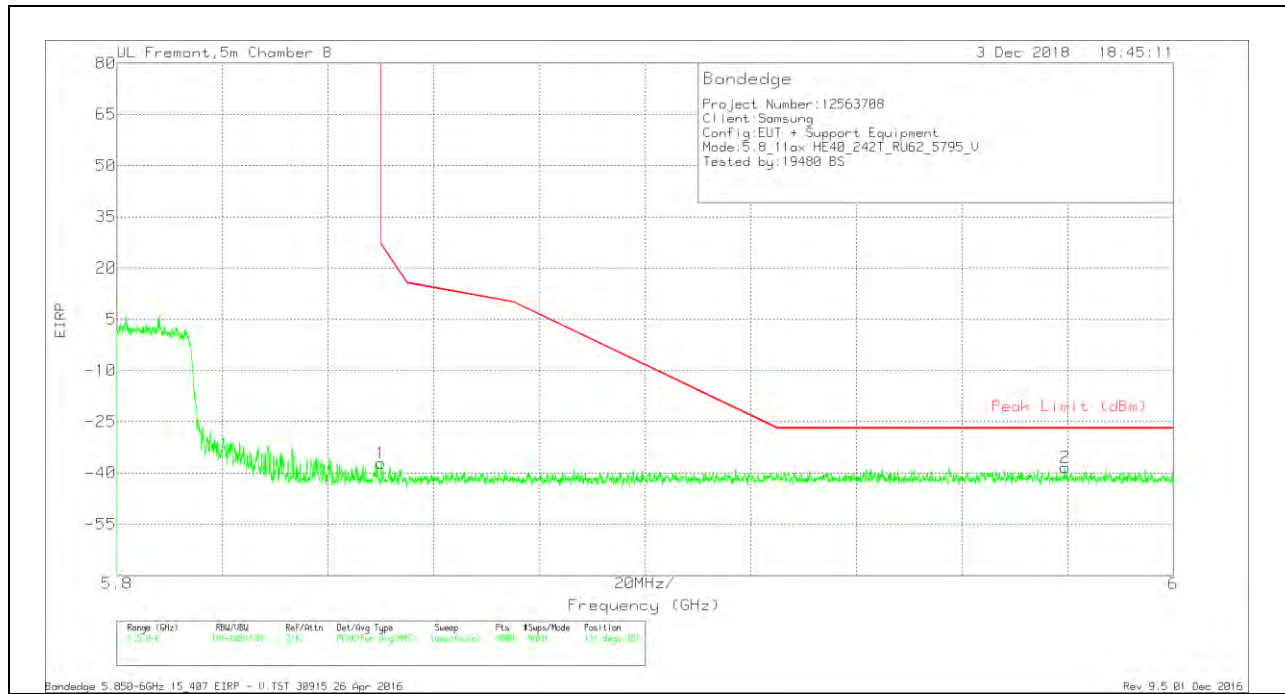


Trace Markers

Marker	Frequency (GHz)	Meter Reading (dBm)	Det	AF T863 (dB/m)	Amp/Cbl/Filtr/Pad (dB)	Conversion Factor (dB)	Corrected Reading EIRP	Peak Limit (dBm)	PK Margin (dB)	Azimuth (Degs)	Height (cm)	Polarity
1	5.85	-70.24	Pk	35.4	-18.9	11.8	-41.94	26.99	-68.93	130	169	H
2	5.963	-67.47	Pk	35.4	-18.3	11.8	-38.57	-27	-11.57	130	169	H

Pk - Peak detector

VERTICAL RESULT



Trace Markers

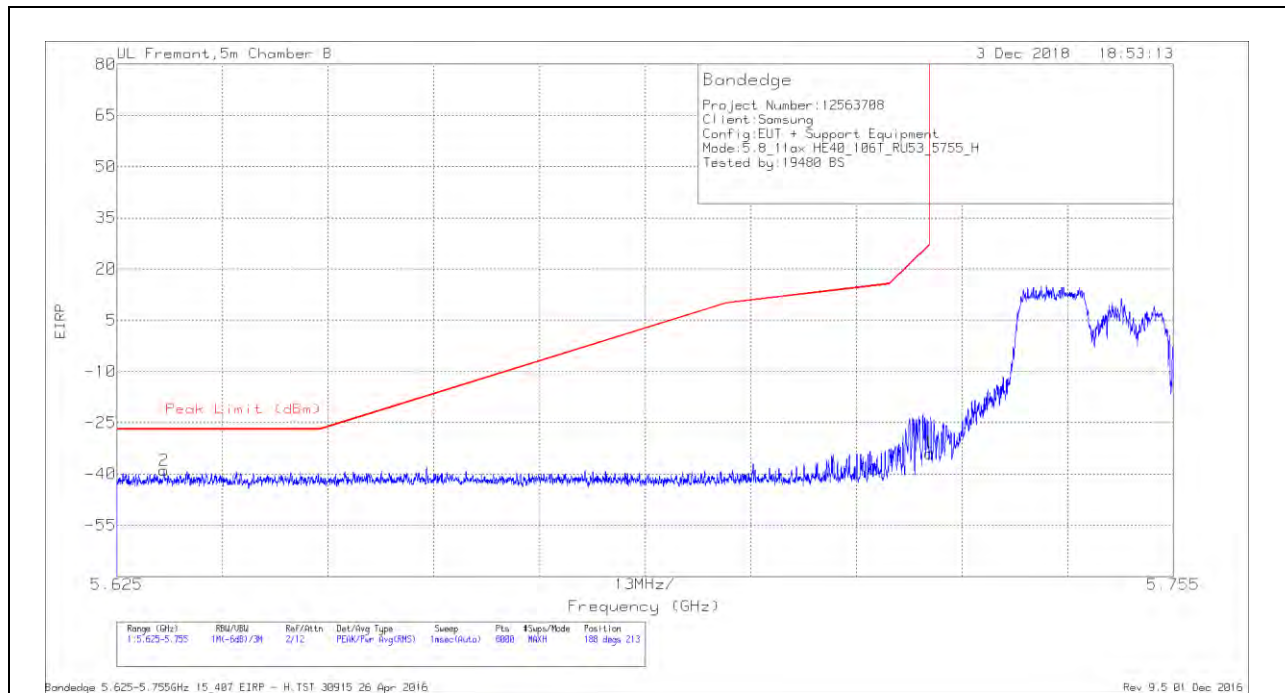
Marker	Frequency (GHz)	Meter Reading (dBm)	Det	AF T863 (dB/m)	Amp/Cbl/Filtr/Pad (dB)	Conversion Factor (dB)	Corrected Reading EIRP	Peak Limit (dBm)	PK Margin (dB)	Azimuth (Degs)	Height (cm)	Polarity
1	5.85	-65.42	Pk	35.4	-18.9	11.8	-37.12	26.99	-64.11	131	381	V
2	5.979	-67.27	Pk	35.4	-18.3	11.8	-38.37	-27	-11.37	131	381	V

Pk - Peak detector

2TX Antenna 1 + Antenna 2 OFDMA MODE – 106-Tones, RU Index 53

BANDEDGE (LOW CHANNEL)

HORIZONTAL RESULT

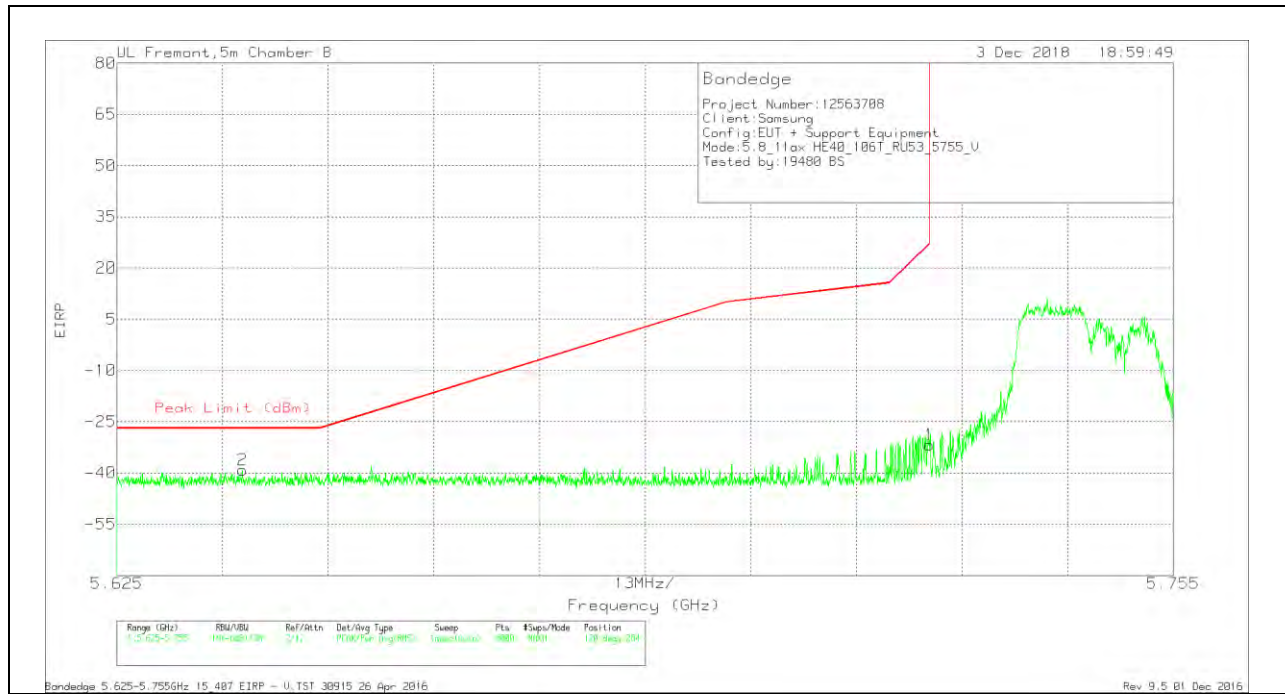


Trace Markers

Marker	Frequency (GHz)	Meter Reading (dBm)	Det	AF T863 (dB/m)	Amp/Cbl/Filtr/Pad (dB)	Conversion Factor (dB)	Corrected Reading EIRP	Peak Limit (dBm)	PK Margin (dB)	Azimuth (Degs)	Height (cm)	Polarity
2	5.631	-67.52	Pk	35.5	-18.7	11.8	-38.92	-27	-11.92	188	213	H
1	5.725	-62.42	Pk	35.5	-18.9	11.8	-34.02	27	-61.02	188	213	H

Pk - Peak detector

VERTICAL RESULT



Trace Markers

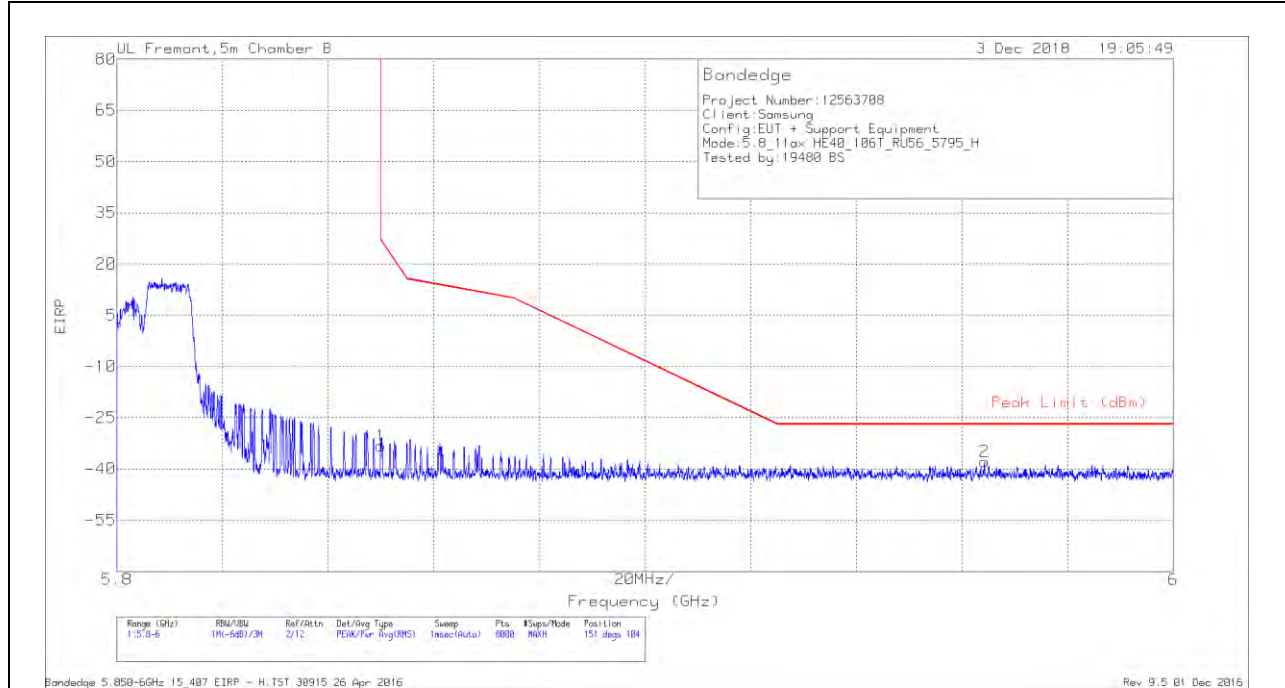
Marker	Frequency (GHz)	Meter Reading (dBm)	Det	AF T863 (dB/m)	Amp/Cbl/Fitr/Pad (dB)	Conversion Factor (dB)	Corrected Reading EIRP	Peak Limit (dBm)	PK Margin (dB)	Azimuth (Degs)	Height (cm)	Polarity
2	5.64	-67.59	Pk	35.5	-18.8	11.8	-39.09	-27	-12.09	120	284	V
1	5.725	-60.19	Pk	35.5	-18.9	11.8	-31.79	27	-58.79	120	284	V

Pk - Peak detector

2TX Antenna 1 + Antenna 2 OFDMA MODE – 106-Tones, RU Index 56

BANDEDGE (HIGH CHANNEL)

HORIZONTAL RESULT

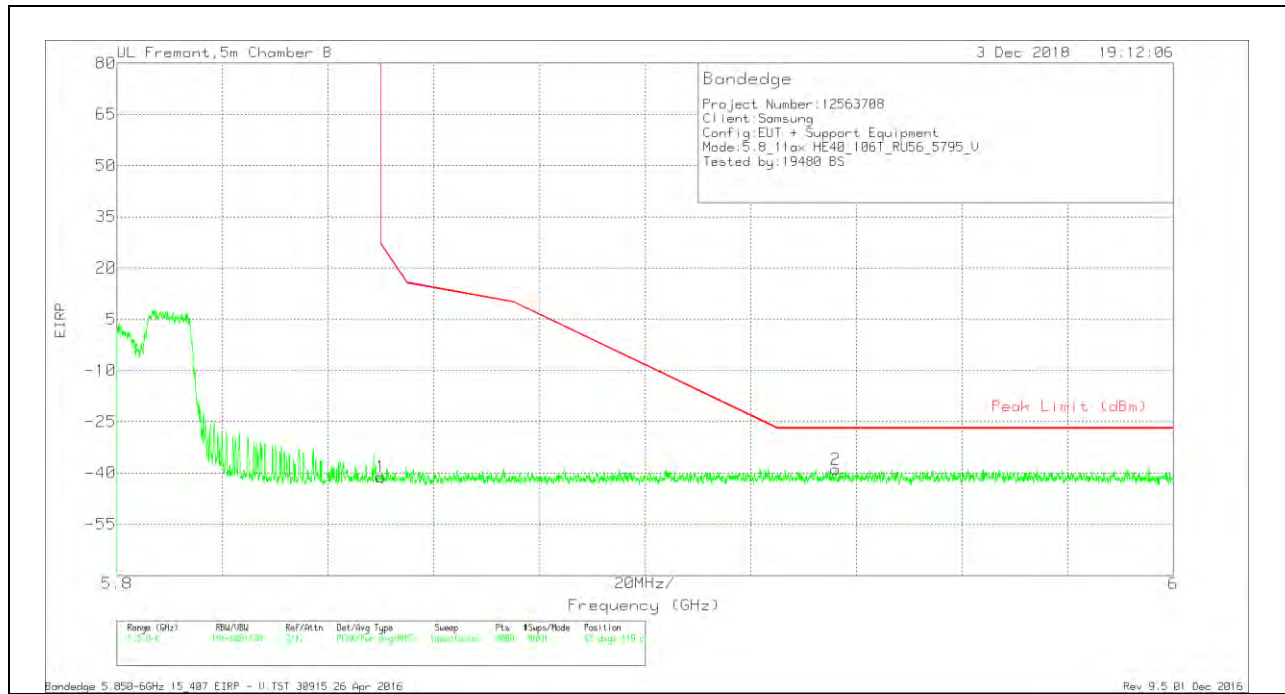


Trace Markers

Marker	Frequency (GHz)	Meter Reading (dBm)	Det	AF T863 (dB/m)	Amp/Cbl/Filtr/Pad (dB)	Conversion Factor (dB)	Corrected Reading EIRP	Peak Limit (dBm)	PK Margin (dB)	Azimuth (Degs)	Height (cm)	Polarity
1	5.85	-61.55	Pk	35.4	-18.9	11.8	-33.25	26.99	-60.24	151	104	H
2	5.964	-66.81	Pk	35.4	-18.3	11.8	-37.91	-27	-10.91	151	104	H

Pk - Peak detector

VERTICAL RESULT



Trace Markers

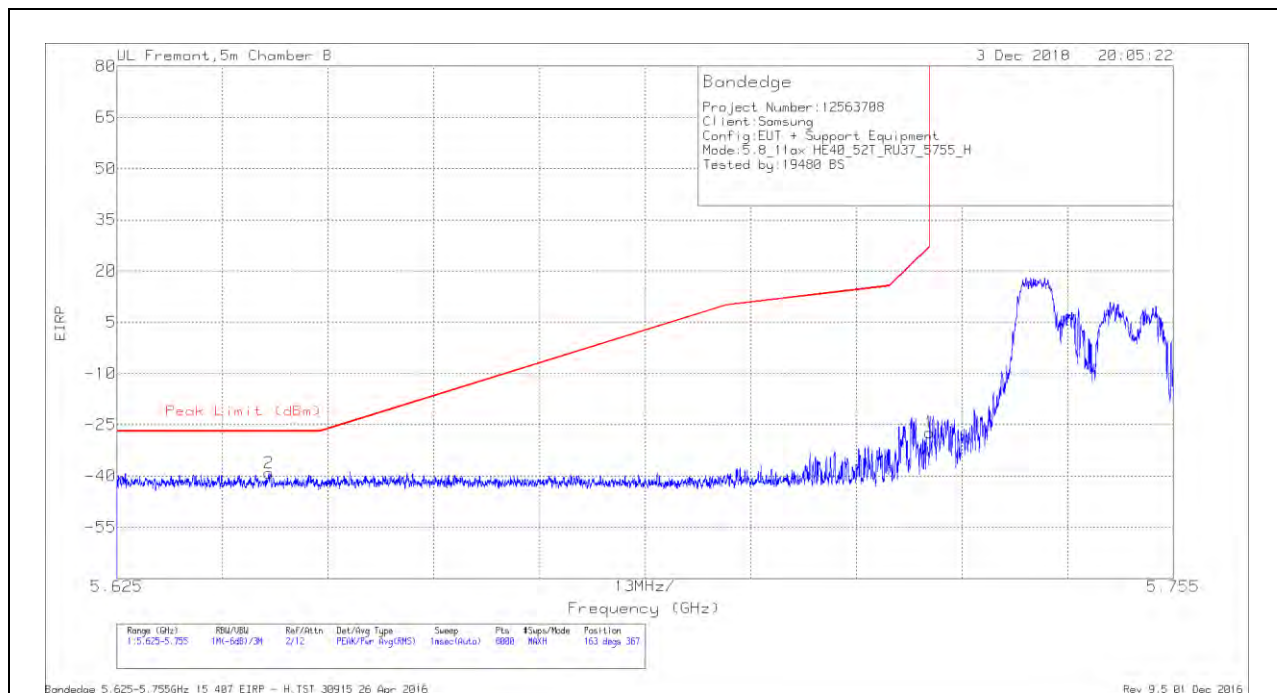
Marker	Frequency (GHz)	Meter Reading (dBm)	Det	AF T863 (dB/m)	Amp/Cbl/Fitr/Pad (dB)	Conversion Factor (dB)	Corrected Reading EIRP	Peak Limit (dBm)	PK Margin (dB)	Azimuth (Degs)	Height (cm)	Polarity
1	5.85	-69.42	Pk	35.4	-18.9	11.8	-41.12	26.99	-68.11	65	119	V
2	5.936	-67.69	Pk	35.4	-18.4	11.8	-38.89	-27	-11.89	65	119	V

Pk - Peak detector

2TX Antenna 1 + Antenna 2 OFDMA MODE – 52-Tones, RU Index 37

BANDEDGE (LOW CHANNEL)

HORIZONTAL RESULT

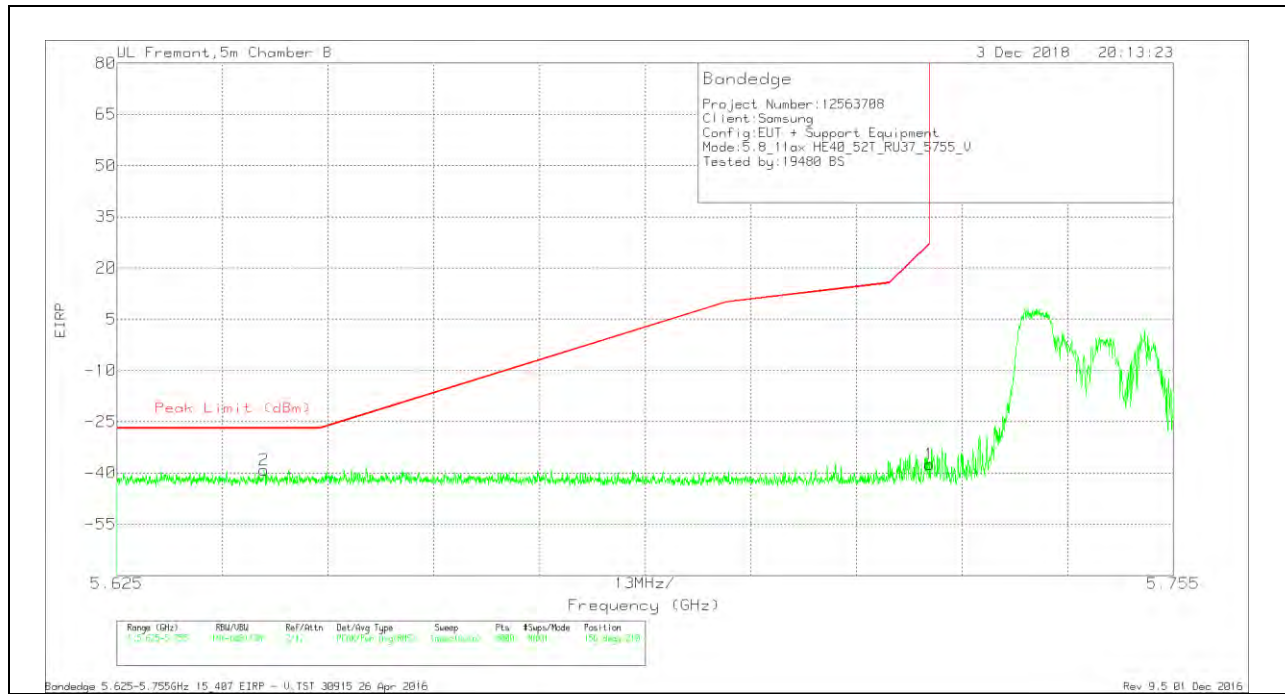


Trace Markers

Marker	Frequency (GHz)	Meter Reading (dBm)	Det	AF T863 (dB/m)	Amp/Cbl/Filtr/Pad (dB)	Conversion Factor (dB)	Corrected Reading EIRP	Peak Limit (dBm)	PK Margin (dB)	Azimuth (Degs)	Height (cm)	Polarity
2	5.644	-67.72	Pk	35.5	-18.8	11.8	-39.22	-27	-12.22	163	367	H
1	5.725	-55.77	Pk	35.5	-18.9	11.8	-27.37	27	-54.37	163	367	H

Pk - Peak detector

VERTICAL RESULT



Trace Markers

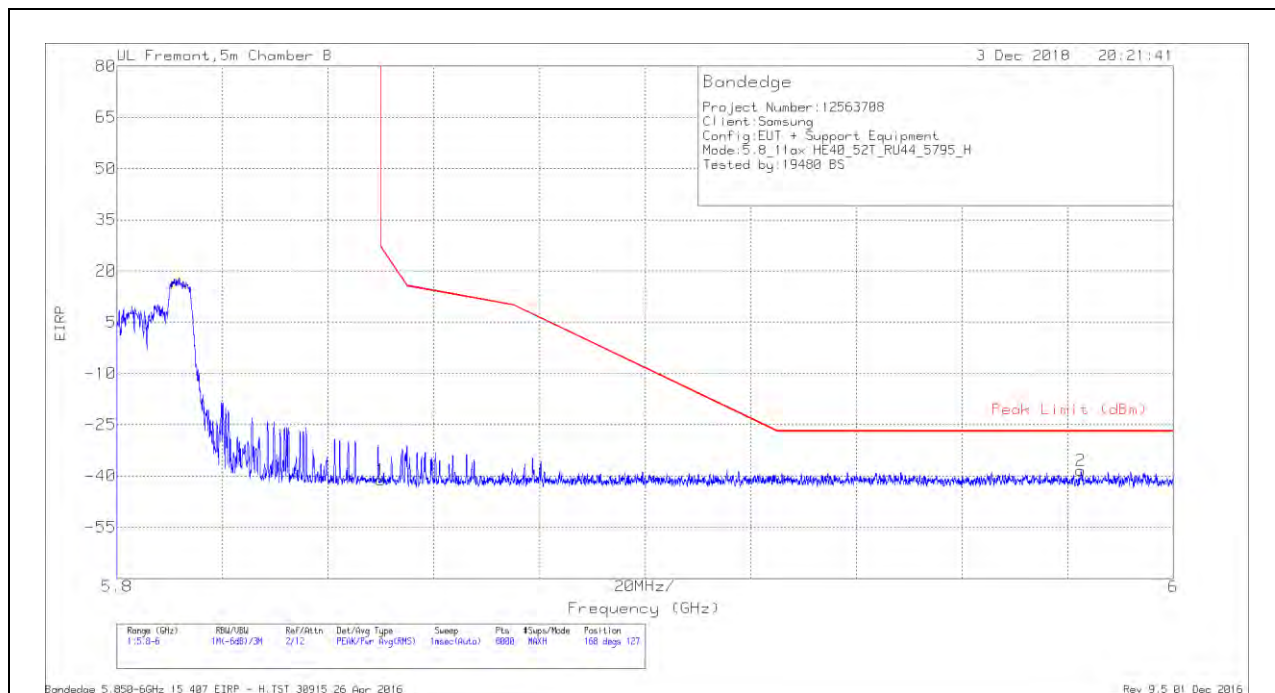
Marker	Frequency (GHz)	Meter Reading (dBm)	Det	AF T863 (dB/m)	Amp/Cbl/Filtr/Pad (dB)	Conversion Factor (dB)	Corrected Reading EIRP	Peak Limit (dBm)	PK Margin (dB)	Azimuth (Degs)	Height (cm)	Polarity
2	5.643	-67.47	Pk	35.5	-19	11.8	-39.17	-27	-12.17	156	210	V
1	5.725	-65.91	Pk	35.5	-18.9	11.8	-37.51	27	-64.51	156	210	V

Pk - Peak detector

2TX Antenna 1 + Antenna 2 OFDMA MODE – 52-Tones, RU Index 44

BANDEDGE (HIGH CHANNEL)

HORIZONTAL RESULT

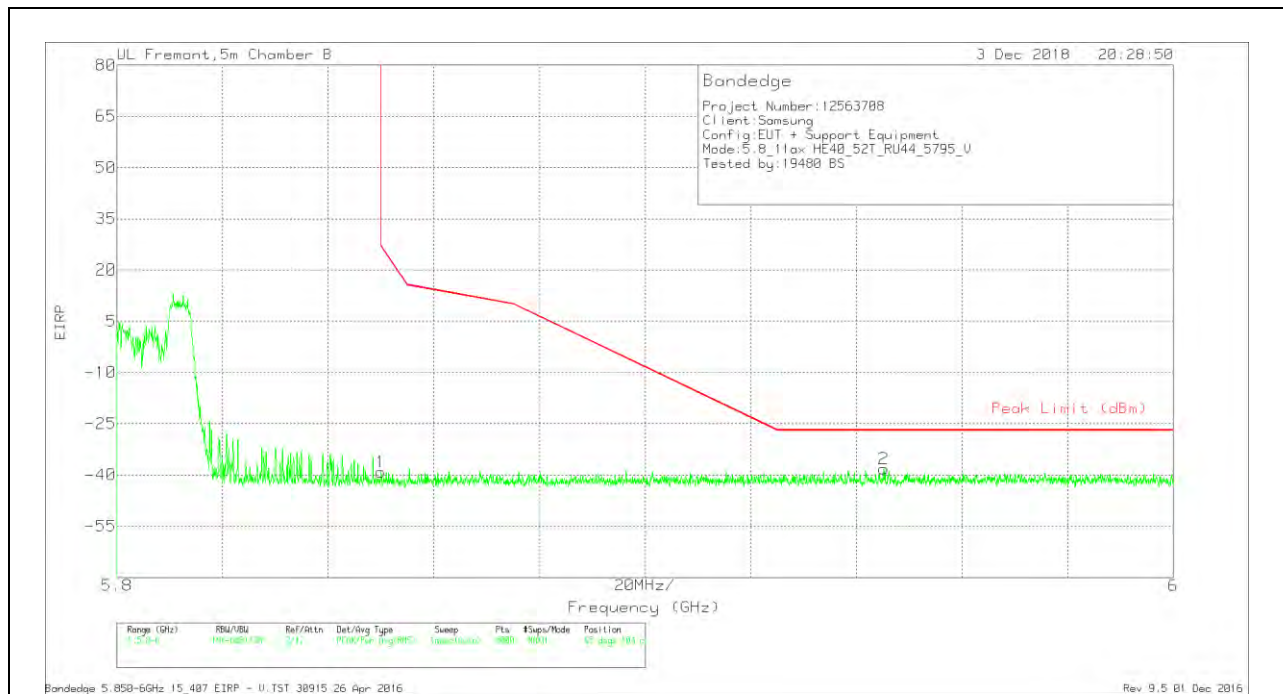


Trace Markers

Marker	Frequency (GHz)	Meter Reading (dBm)	Det	AF T863 (dB/m)	Amp/Cbl/Filtr/Pad (dB)	Conversion Factor (dB)	Corrected Reading EIRP	Peak Limit (dBm)	PK Margin (dB)	Azimuth (Degs)	Height (cm)	Polarity
1	5.85	-69.4	Pk	35.4	-18.9	11.8	-41.1	26.99	-68.09	168	127	H
2	5.983	-67.26	Pk	35.4	-18.3	11.8	-38.36	-27	-11.36	168	127	H

Pk - Peak detector

VERTICAL RESULT



Trace Markers

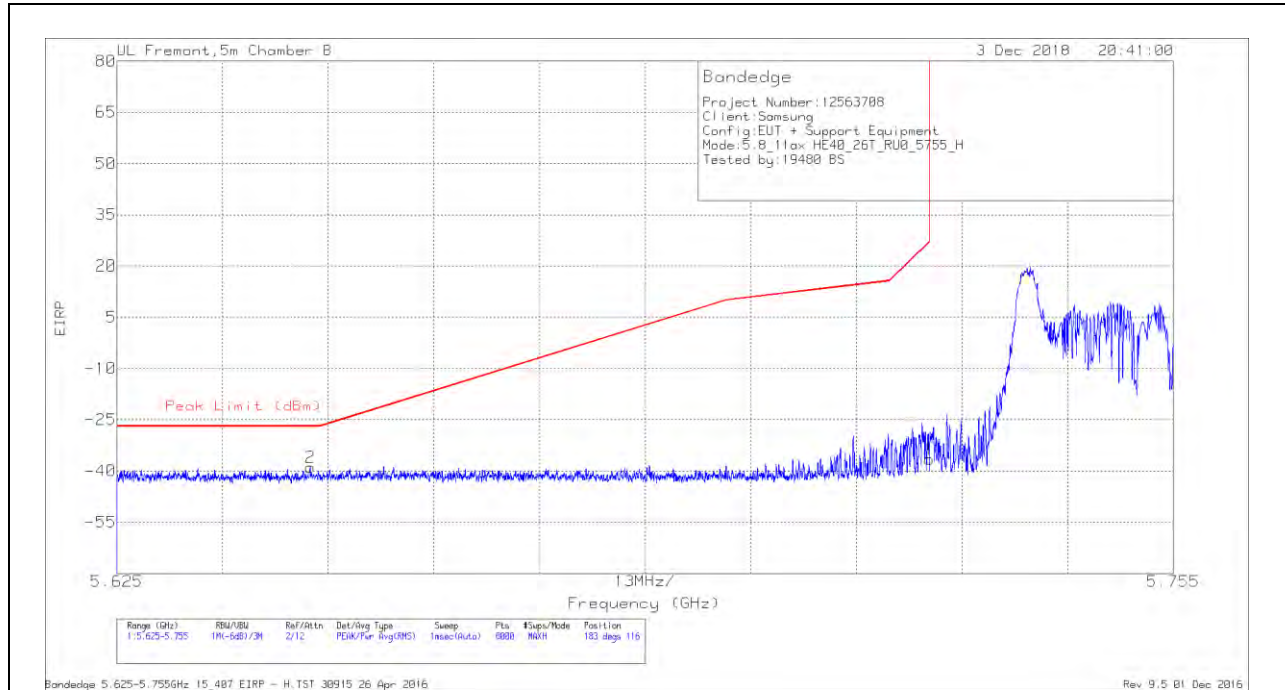
Marker	Frequency (GHz)	Meter Reading (dBm)	Det	AF T863 (dB/m)	Amp/Cbl/Fitr/Pad (dB)	Conversion Factor (dB)	Corrected Reading EIRP	Peak Limit (dBm)	PK Margin (dB)	Azimuth (Degs)	Height (cm)	Polarity
1	5.85	-67.37	Pk	35.4	-18.9	11.8	-39.07	26.99	-66.06	65	104	V
2	5.945	-67.02	Pk	35.4	-18.4	11.8	-38.22	-27	-11.22	65	104	V

Pk - Peak detector

2TX Antenna 1 + Antenna 2 OFDMA MODE – 26-Tones, RU Index 0

BANDEDGE (LOW CHANNEL)

HORIZONTAL RESULT

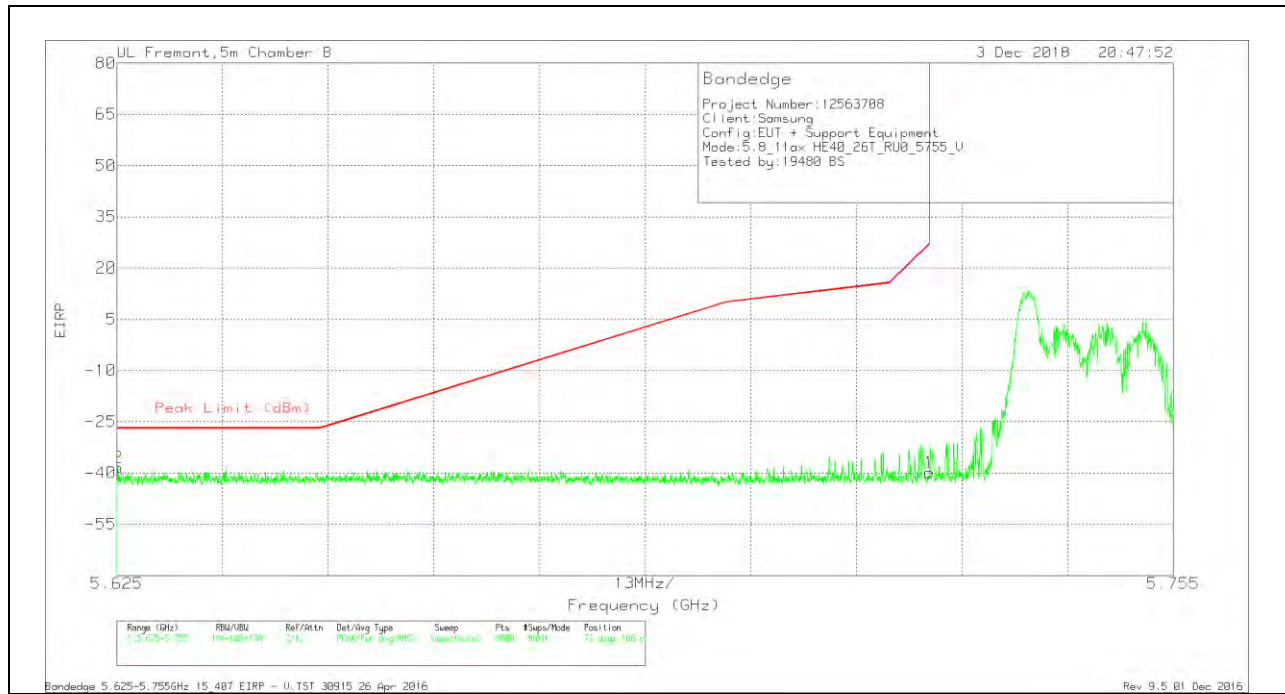


Trace Markers

Marker	Frequency (GHz)	Meter Reading (dBm)	Det	AF T863 (dB/m)	Amp/Cbl/Filtr/Pad (dB)	Conversion Factor (dB)	Corrected Reading EIRP	Peak Limit (dBm)	PK Margin (dB)	Azimuth (Degs)	Height (cm)	Polarity
2	5.649	-67.54	Pk	35.5	-18.7	11.8	-38.94	-27	-11.94	183	116	H
1	5.725	-64.94	Pk	35.5	-18.9	11.8	-36.54	27	-63.54	183	116	H

Pk - Peak detector

VERTICAL RESULT



Trace Markers

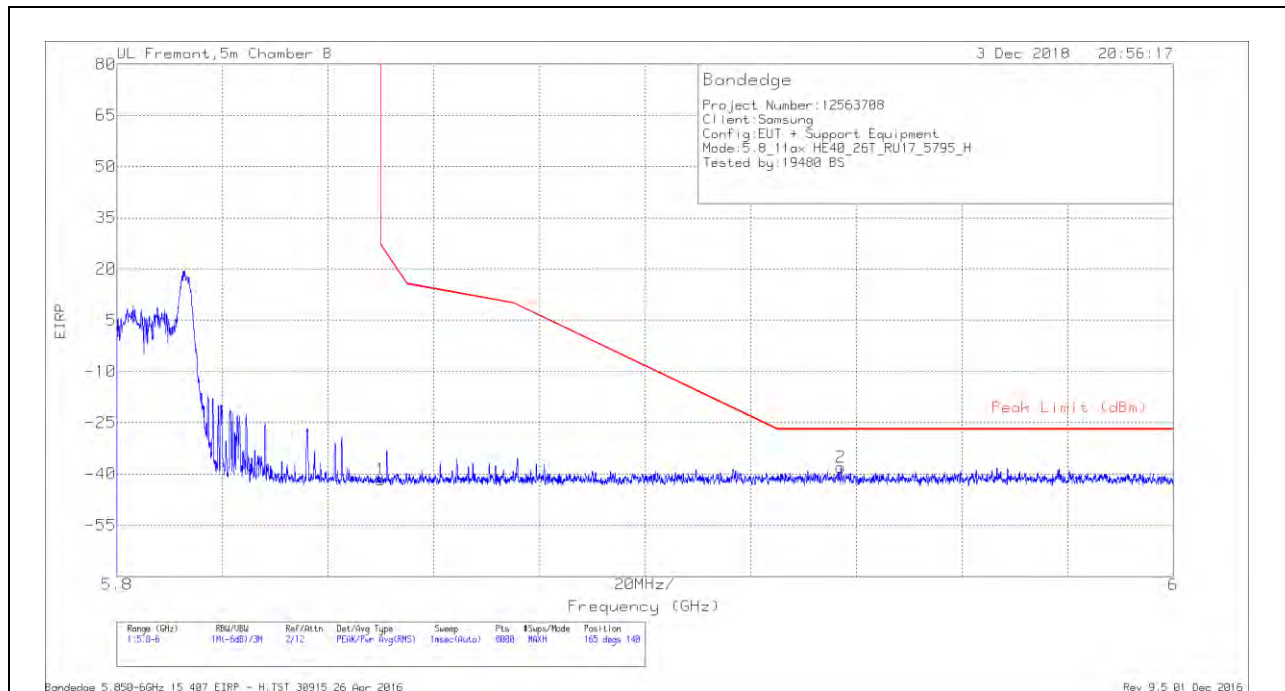
Marker	Frequency (GHz)	Meter Reading (dBm)	Det	AF T863 (dB/m)	Amp/Cbl/Fitr/Pad (dB)	Conversion Factor (dB)	Corrected Reading EIRP	Peak Limit (dBm)	PK Margin (dB)	Azimuth (Degs)	Height (cm)	Polarity
2	5.625	-66.74	Pk	35.5	-19	11.8	-38.44	-27	-11.44	72	106	V
1	5.725	-68.3	Pk	35.5	-18.9	11.8	-39.9	27	-66.9	72	106	V

Pk - Peak detector

2TX Antenna 1 + Antenna 2 OFDMA MODE – 26-Tones, RU Index 17

BANDEDGE (HIGH CHANNEL)

HORIZONTAL RESULT

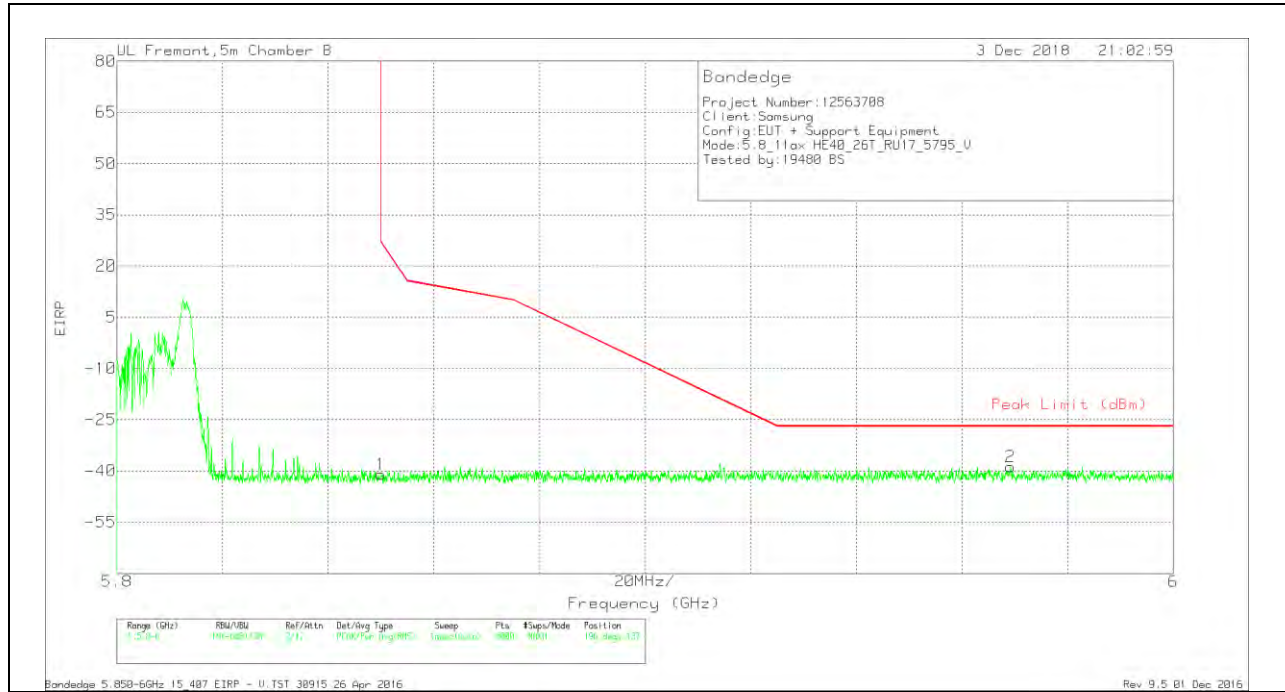


Trace Markers

Marker	Frequency (GHz)	Meter Reading (dBm)	Det	AF T863 (dB/m)	Amp/Cbl/Filtr/Pad (dB)	Conversion Factor (dB)	Corrected Reading EIRP	Peak Limit (dBm)	PK Margin (dB)	Azimuth (Degs)	Height (cm)	Polarity
1	5.85	-69.92	Pk	35.4	-18.9	11.8	-41.62	26.99	-68.61	165	140	H
2	5.937	-66.71	Pk	35.4	-18.6	11.8	-38.11	-27	-11.11	165	140	H

Pk - Peak detector

VERTICAL RESULT



Trace Markers

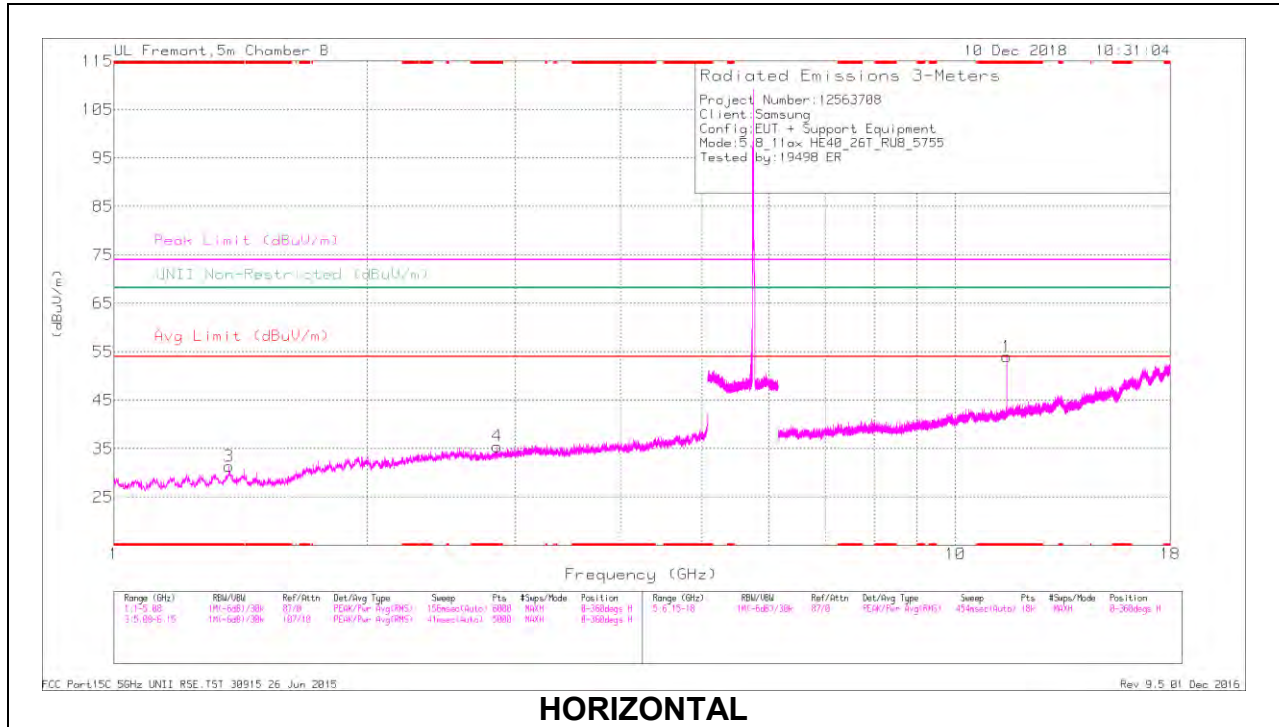
Marker	Frequency (GHz)	Meter Reading (dBm)	Det	AF T863 (dB/m)	Amp/Cbl/Filtr/Pad (dB)	Conversion Factor (dB)	Corrected Reading EIRP	Peak Limit (dBm)	PK Margin (dB)	Azimuth (Degs)	Height (cm)	Polarity
1	5.85	-69.26	Pk	35.4	-18.9	11.8	-40.96	26.99	-67.95	196	137	V
2	5.969	-67.72	Pk	35.4	-18.2	11.8	-38.72	-27	-11.72	196	137	V

Pk - Peak detector

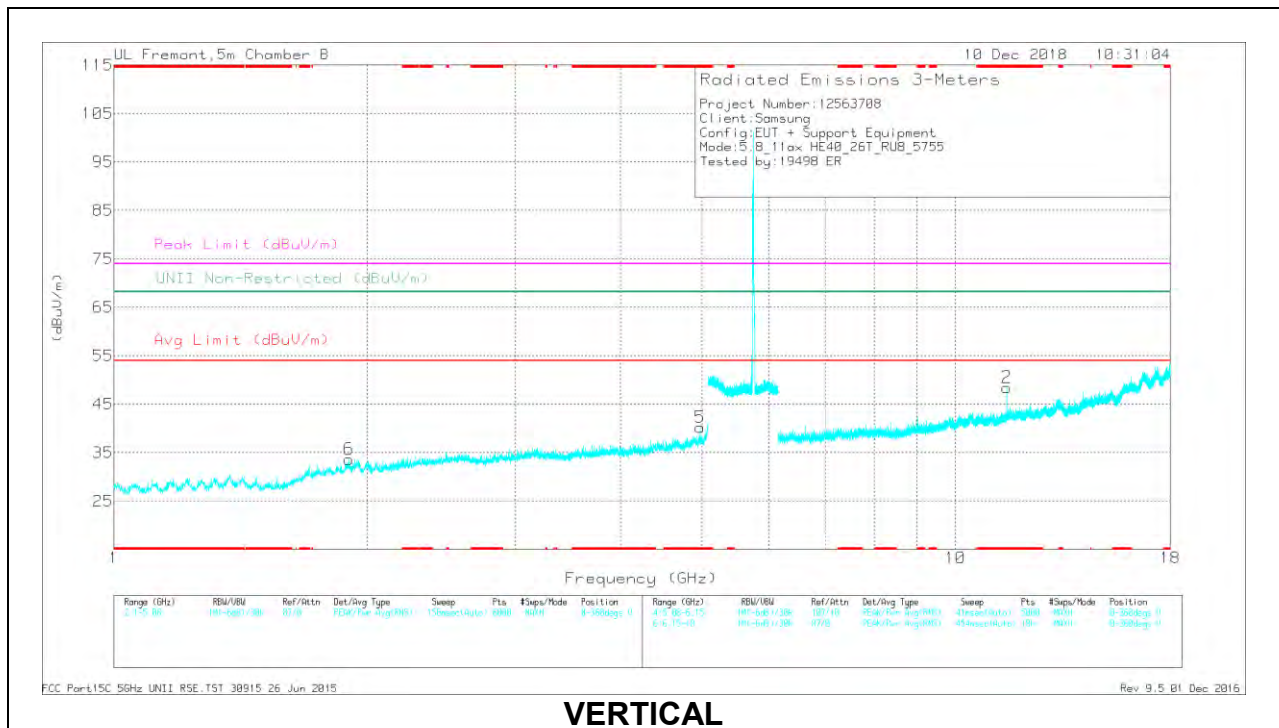
2TX Antenna 1 + Antenna 2 OFDMA MODE – 26-Tones, RU Index 8

HARMONICS AND SPURIOUS EMISSIONS

LOW CHANNEL RESULTS



HORIZONTAL



VERTICAL

RADIATED EMISSIONS

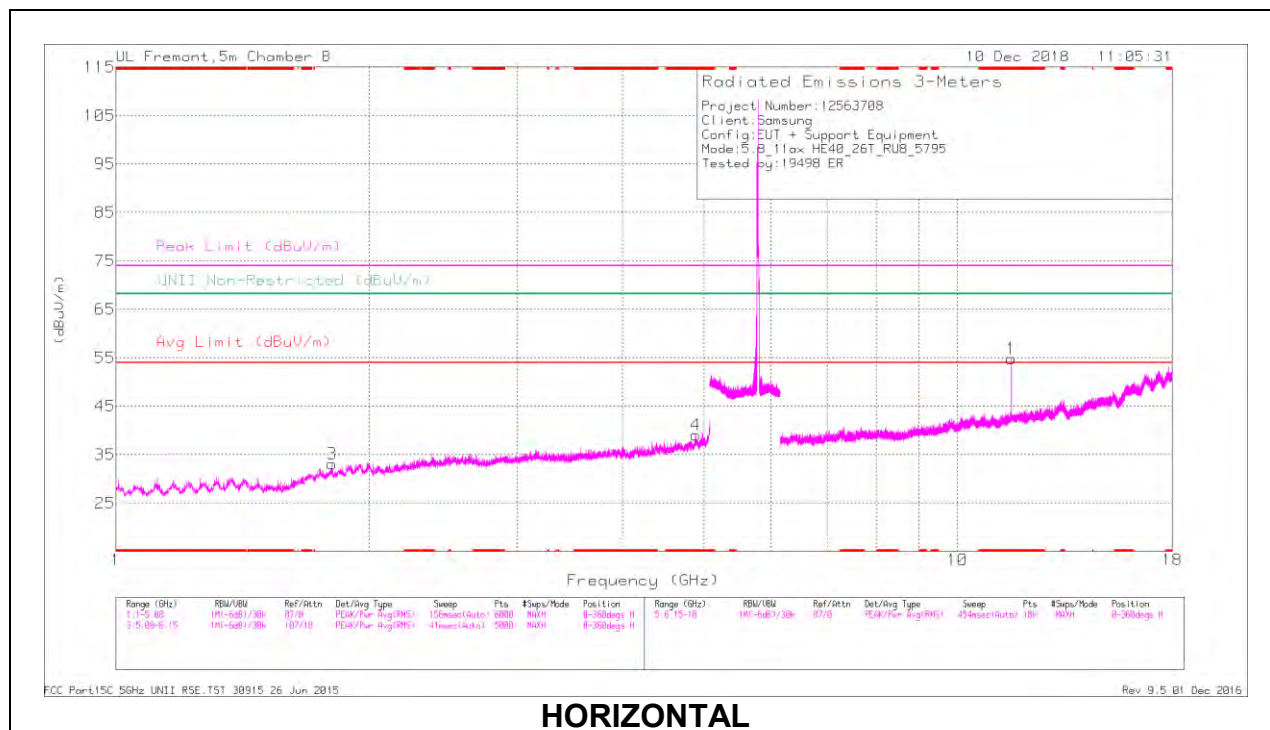
Marker	Frequency (GHz)	Meter Reading (dBuV)	Det	AF T863 (dB/m)	Amp/Cbl/Fitr/Pad (dB)	DC Corr (dB)	Corrected Reading (dBuV/m)	Avg Limit (dBuV/m)	Margin (dB)	Peak Limit (dBuV/m)	PK Margin (dB)	UNII Non-Restricted (dBuV/m)	PK Margin (dB)	Azimuth (Degs)	Height (cm)	Polarity
4	* 2.855	39.8	PK-U	32.6	-31.4	0	41	-	-	74	-33	-	-	269	242	H
	* 2.854	28.34	ADR	32.6	-31.4	.11	29.65	54	-24.35	-	-	-	-	269	242	H
3	* 1.368	42.5	PK-U	28.5	-33.4	0	37.6	-	-	74	-36.4	-	-	215	191	H
	* 1.371	30.68	ADR	28.5	-33.3	.11	25.99	54	-28.01	-	-	-	-	215	191	H
5	* 4.969	38.13	PK-U	34.5	-28.6	0	44.03	-	-	74	-29.97	-	-	141	133	V
	* 4.971	27.16	ADR	34.5	-28.5	.11	33.27	54	-20.73	-	-	-	-	141	133	V
1	* 11.508	42.98	PK-U	38.5	-22.4	0	59.08	-	-	74	-14.92	-	-	115	106	H
	* 11.507	31.78	ADR	38.5	-22.4	.11	47.99	54	-6.01	-	-	-	-	115	106	H
2	* 11.508	39.58	PK-U	38.5	-22.4	0	55.68	-	-	74	-18.32	-	-	78	103	V
	* 11.507	28.65	ADR	38.5	-22.4	.11	44.86	54	-9.14	-	-	-	-	78	103	V
6	1.901	41.57	PK-U	31.1	-32.7	0	39.97	-	-	-	-	68.2	-28.23	138	123	V

* - indicates frequency in CFR47 Pt 15 / IC RSS-Restricted Band

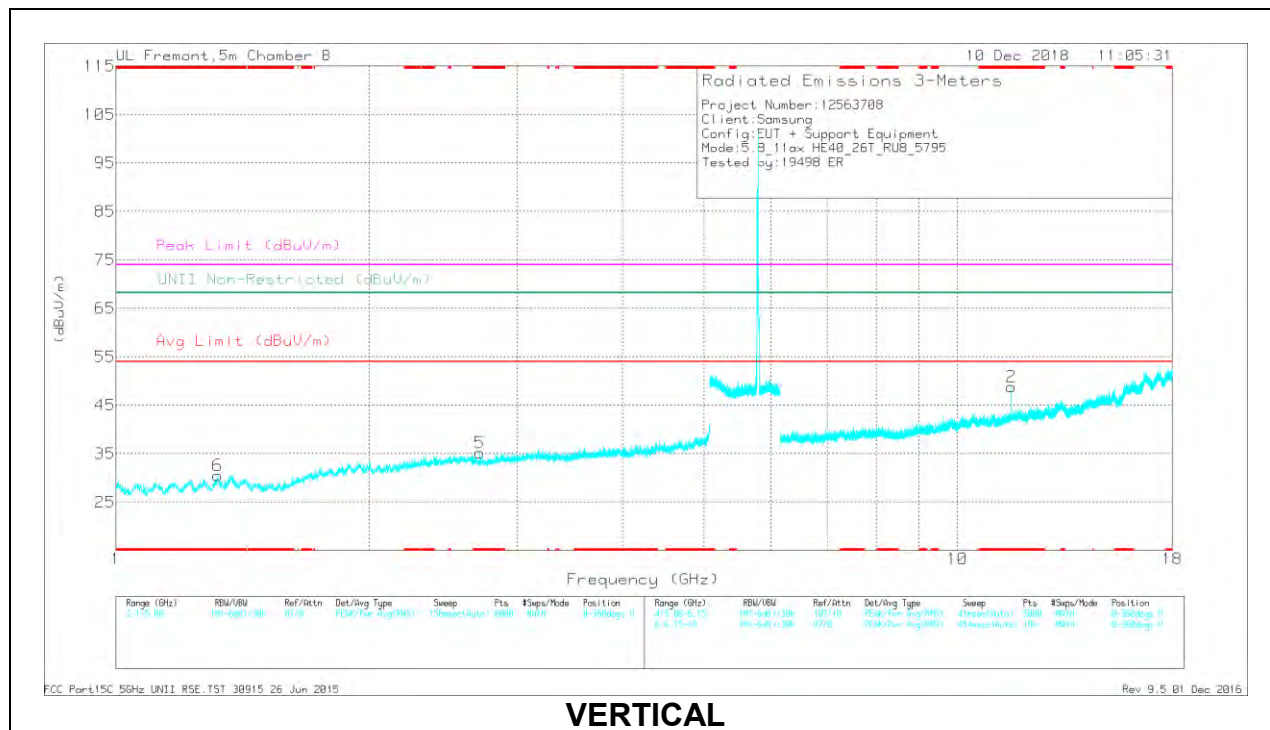
PK-U - U-NII: Maximum Peak

ADR - U-NII AD primary method, RMS average

HIGH CHANNEL RESULTS



HORIZONTAL



VERTICAL

RADIATED EMISSIONS

Marker	Frequency (GHz)	Meter Reading (dBuV)	Det	AF T863 (dB/m)	Amp/Cbl/Fitr/Pad (dB)	DC Corr (dB)	Corrected Reading (dBuV/m)	Avg Limit (dBuV/m)	Margin (dB)	Peak Limit (dBuV/m)	PK Margin (dB)	UNII Non-Restricted (dBuV/m)	PK Margin (dB)	Azimuth (Degs)	Height (cm)	Polarity
4	* 4.882	39.36	PK-U	34.3	-29.1	0	44.56	-	-	74	-29.44	-	-	176	125	H
	* 4.882	28.21	ADR	34.3	-29.1	.11	33.41	54	-20.59	-	-	-	-	176	125	H
6	* 1.323	42	PK-U	28.4	-33.9	0	36.5	-	-	74	-37.5	-	-	300	170	V
	* 1.32	30.61	ADR	28.4	-33.9	.11	25.11	54	-28.89	-	-	-	-	300	170	V
5	* 2.71	40.12	PK-U	32.3	-32	0	40.42	-	-	74	-33.58	-	-	247	239	V
	* 2.71	28.69	ADR	32.3	-32	.11	28.99	54	-25.01	-	-	-	-	247	239	V
1	* 11.587	45.54	PK-U	38.6	-21.7	0	62.44	-	-	74	-11.56	-	-	79	116	H
	* 11.587	33.38	ADR	38.6	-21.7	.11	50.28	54	-3.72	-	-	-	-	79	116	H
2	* 11.586	40.88	PK-U	38.6	-21.7	0	57.78	-	-	74	-16.22	-	-	75	131	V
	* 11.588	29.41	ADR	38.6	-21.7	.11	46.31	54	-7.69	-	-	-	-	75	131	V
3	1.806	41.21	PK-U	30.7	-33.5	0	38.41	-	-	-	-	68.2	-29.79	50	190	H

* - indicates frequency in CFR47 Pt 15 / IC RSS-Restricted Band

PK-U - U-NII: Maximum Peak

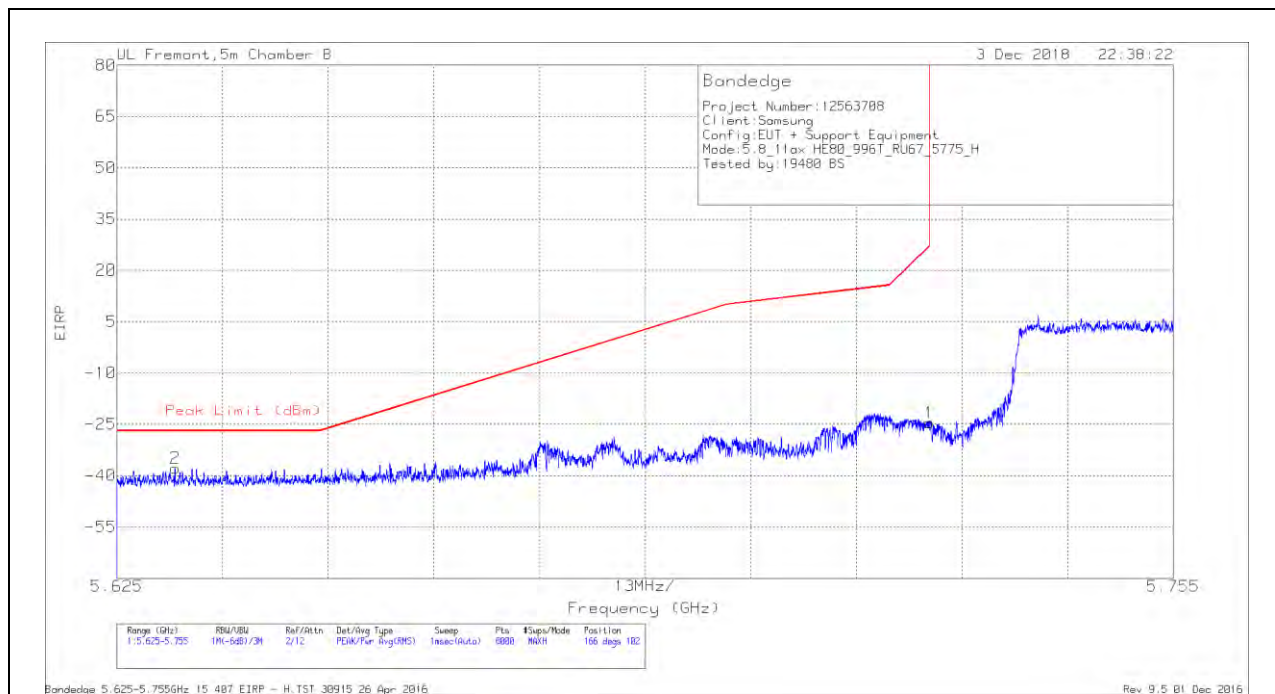
ADR - U-NII AD primary method, RMS average

10.1.28. TX ABOVE 1 GHz 802.11ax HE80 MODE IN THE 5.8 GHz BAND

2TX Antenna 1 + Antenna 2 OFDMA MODE – 996-Tones, RU Index 67

BANDEDGE (CHANNEL 155 LOW EDGE)

HORIZONTAL RESULT

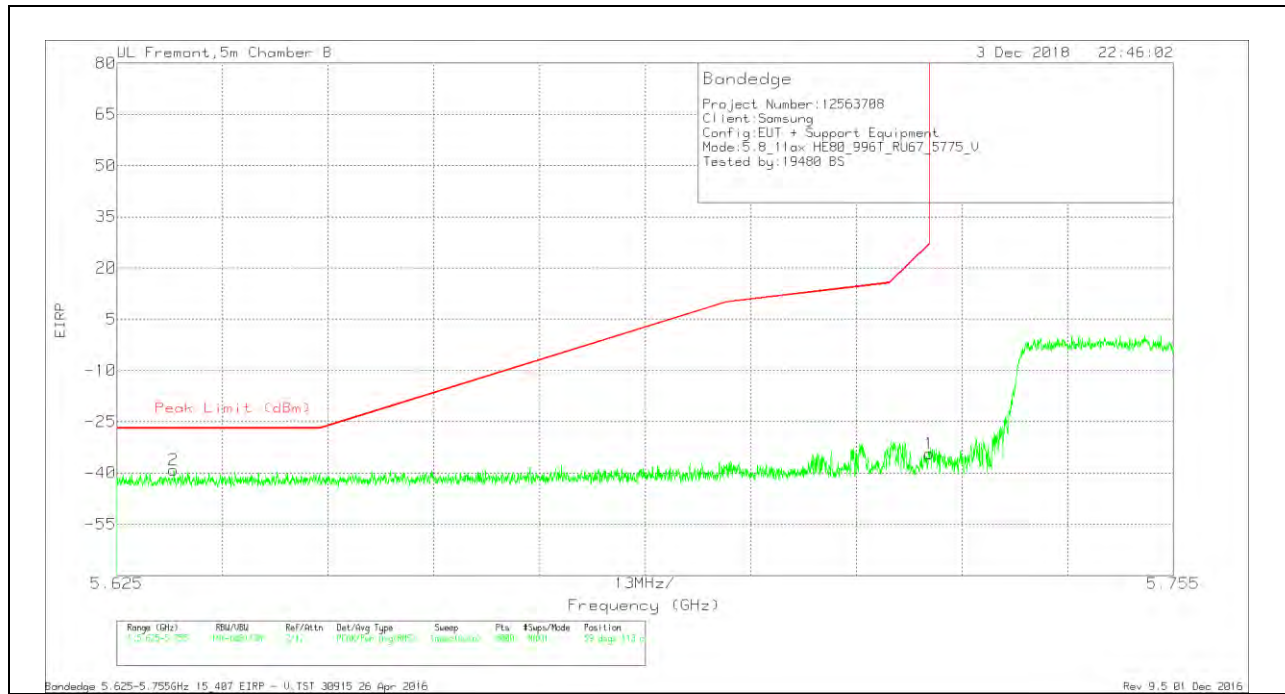


Trace Markers

Marker	Frequency (GHz)	Meter Reading (dBm)	Det	AF T863 (dB/m)	Amp/Cbl/Ftr/Pad (dB)	Conversion Factor (dB)	Corrected Reading EIRP	Peak Limit (dBm)	PK Margin (dB)	Azimuth (Degs)	Height (cm)	Polarity
2	5.632	-66.24	Pk	35.5	-18.9	11.8	-37.84	-27	-10.84	166	102	H
1	5.725	-53.06	Pk	35.5	-18.9	11.8	-24.66	27	-51.66	166	102	H

Pk - Peak detector

VERTICAL RESULT



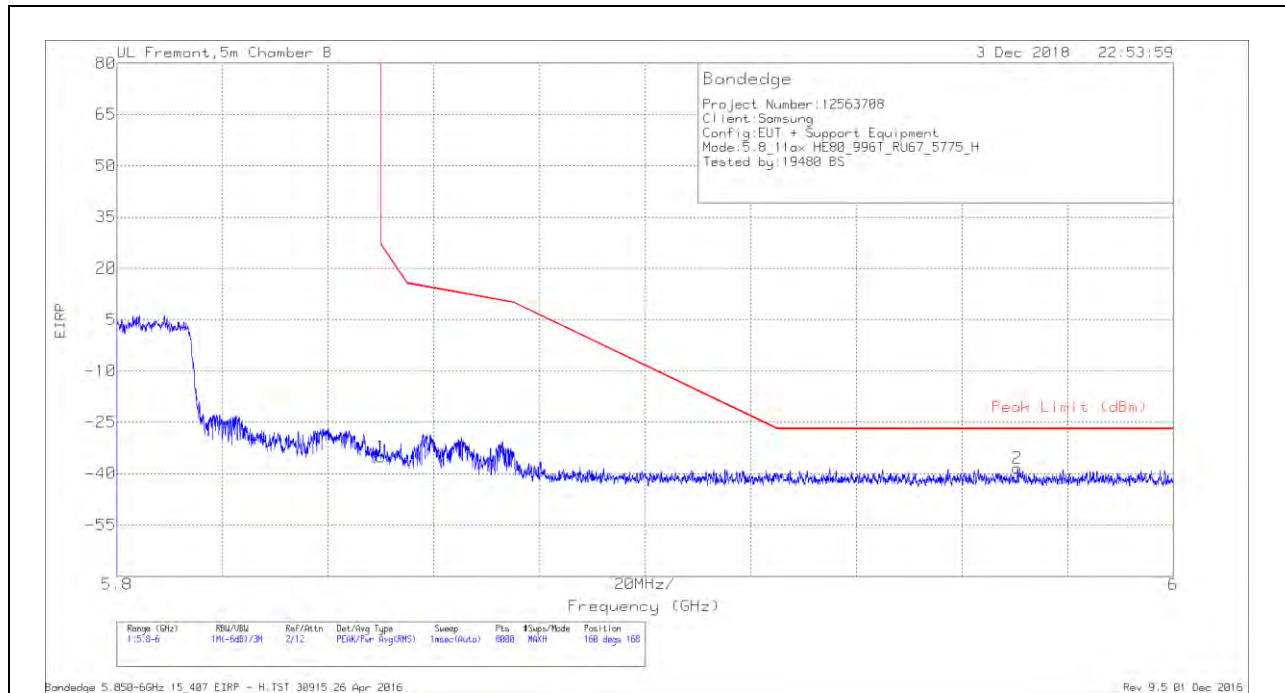
Trace Markers

Marker	Frequency (GHz)	Meter Reading (dBm)	Det	AF T863 (dB/m)	Amp/Cbl/Fitr/Pad (dB)	Conversion Factor (dB)	Corrected Reading EIRP	Peak Limit (dBm)	PK Margin (dB)	Azimuth (Degs)	Height (cm)	Polarity
2	5.632	-67.46	Pk	35.5	-19	11.8	-39.16	-27	-12.16	59	113	V
1	5.725	-62.78	Pk	35.5	-18.9	11.8	-34.38	27	-61.38	59	113	V

Pk - Peak detector

BANDEDGE (CHANNEL 155 HIGH EDGE)

HORIZONTAL RESULT

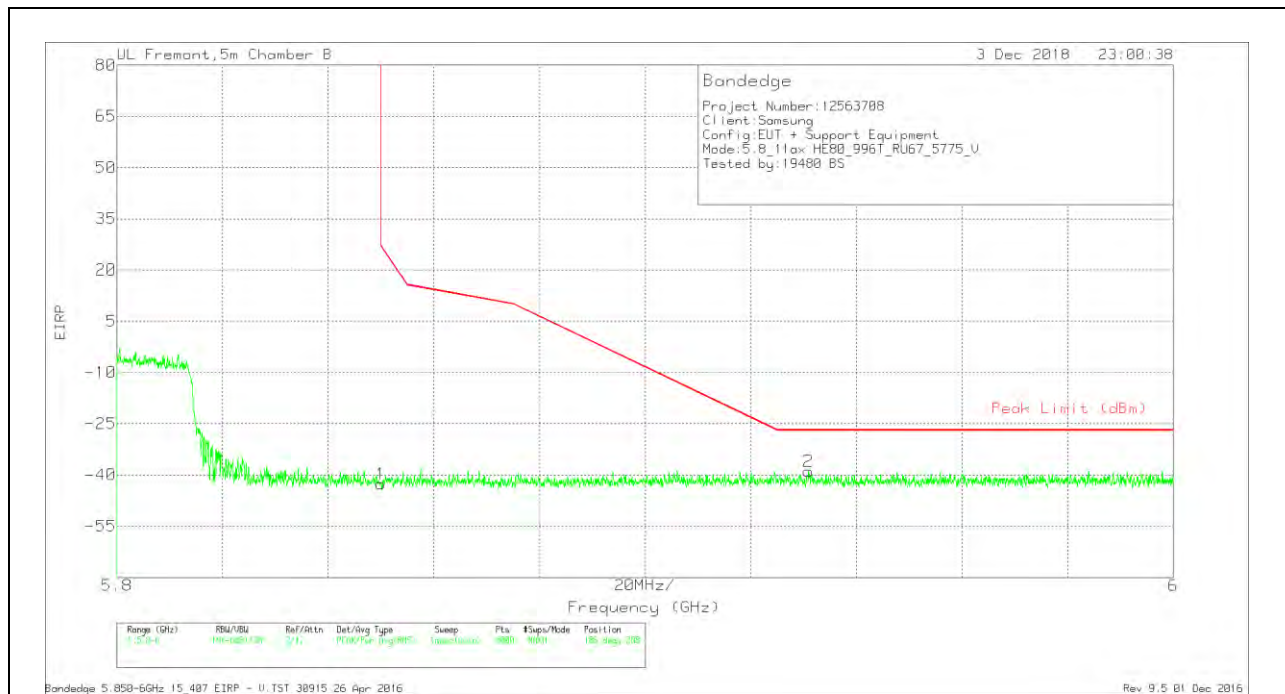


Trace Markers

Marker	Frequency (GHz)	Meter Reading (dBm)	Det	AF T863 (dB/m)	Amp/Cbl/Filtr/Pad (dB)	Conversion Factor (dB)	Corrected Reading EIRP	Peak Limit (dBm)	PK Margin (dB)	Azimuth (Degs)	Height (cm)	Polarity
1	5.85	-63.34	Pk	35.4	-18.9	11.8	-35.04	26.99	-62.03	160	168	H
2	5.97	-67.29	Pk	35.4	-18.3	11.8	-38.39	-27	-11.39	160	168	H

Pk - Peak detector

VERTICAL RESULT



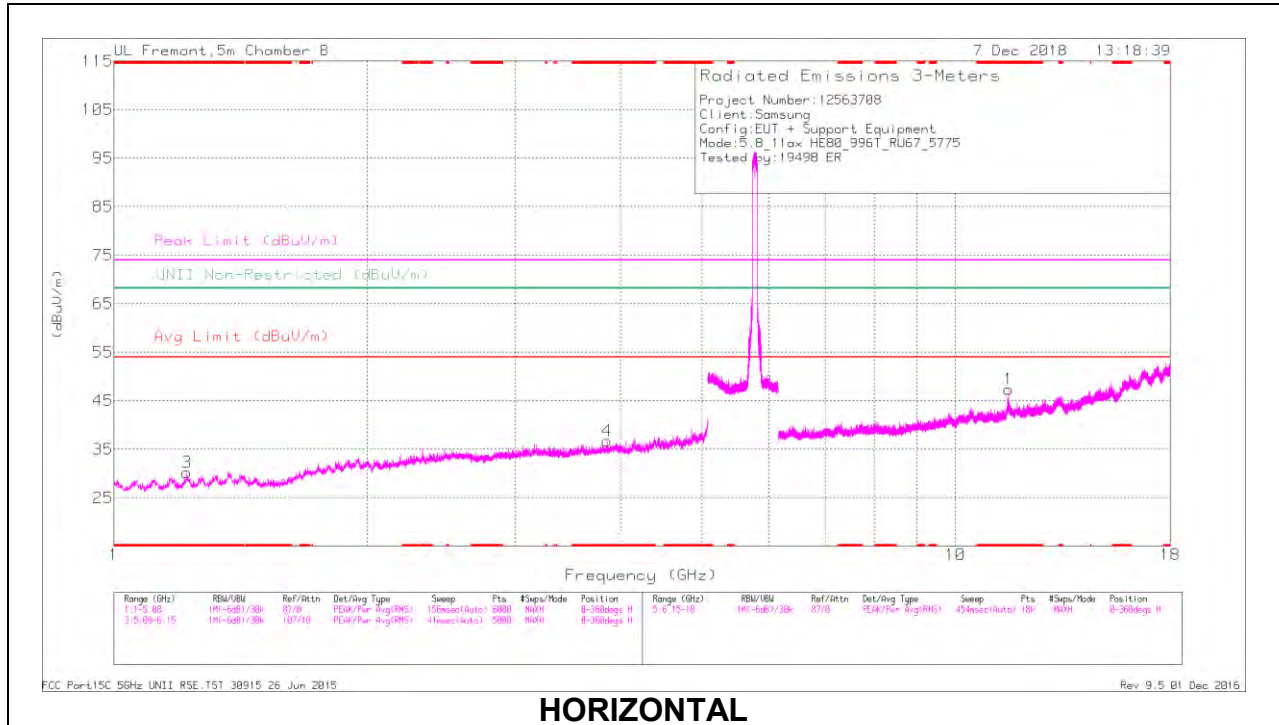
Trace Markers

Marker	Frequency (GHz)	Meter Reading (dBm)	Det	AF T863 (dB/m)	Amp/Cbl/Filtr/Pad (dB)	Conversion Factor (dB)	Corrected Reading EIRP	Peak Limit (dBm)	PK Margin (dB)	Azimuth (Degs)	Height (cm)	Polarity
1	5.85	-70.9	Pk	35.4	-18.9	11.8	-42.6	26.99	-69.59	186	288	V
2	5.931	-67.74	Pk	35.4	-18.4	11.8	-38.94	-27	-11.94	186	288	V

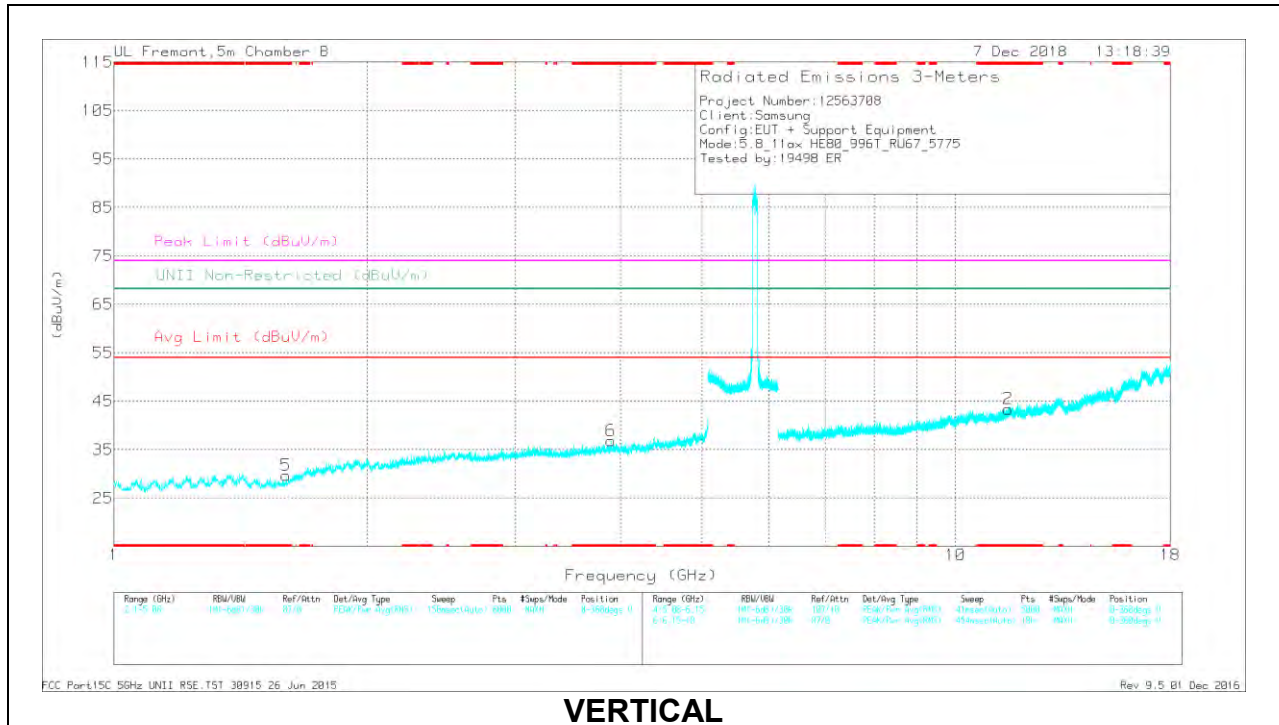
Pk - Peak detector

HARMONICS AND SPURIOUS EMISSIONS

MID CHANNEL RESULTS



HORIZONTAL



VERTICAL

RADIATED EMISSIONS

Marker	Frequency (GHz)	Meter Reading (dBuV)	Det	AF T863 (dB/m)	Amp/Cbl/Filtr/Pad (dB)	DC Corr (dB)	Corrected Reading (dBuV/m)	Avg Limit (dBuV/m)	Margin (dB)	Peak Limit (dBuV/m)	PK Margin (dB)	UNII Non-Restricted (dBuV/m)	PK Margin (dB)	Azimuth (Degs)	Height (cm)	Polarity
4	* 3.855	40.22	PK-U	33.4	-30.9	0	42.72	-	-	74	-31.28	-	-	127	199	H
	* 3.856	28.7	ADR	33.4	-30.9	1.92	33.12	54	-20.88	-	-	-	-	127	199	H
3	* 1.22	42.39	PK-U	28.3	-34.3	0	36.39	-	-	74	-37.61	-	-	38	121	H
	* 1.219	30.56	ADR	28.2	-34.2	1.92	26.48	54	-27.52	-	-	-	-	38	121	H
6	* 3.895	39.6	PK-U	33.4	-30.3	0	42.7	-	-	74	-31.3	-	-	264	157	V
	* 3.897	28.24	ADR	33.4	-30.3	1.92	33.26	54	-20.74	-	-	-	-	264	157	V
5	* 1.601	41.16	PK-U	27.7	-33.3	0	35.56	-	-	74	-38.44	-	-	314	260	V
	* 1.601	29.62	ADR	27.7	-33.3	1.92	25.94	54	-28.06	-	-	-	-	314	260	V
1	* 11.556	35.51	PK-U	38.6	-22	0	52.11	-	-	74	-21.89	-	-	148	198	H
	* 11.565	23.07	ADR	38.6	-22	1.92	41.59	54	-12.41	-	-	-	-	148	198	H
2	* 11.569	33.6	PK-U	38.6	-21.9	0	50.3	-	-	74	-23.7	-	-	193	216	V
	* 11.539	21.47	ADR	38.5	-22.2	1.92	39.69	54	-14.31	-	-	-	-	193	216	V

* - indicates frequency in CFR47 Pt 15 / IC RSS-Restricted Band

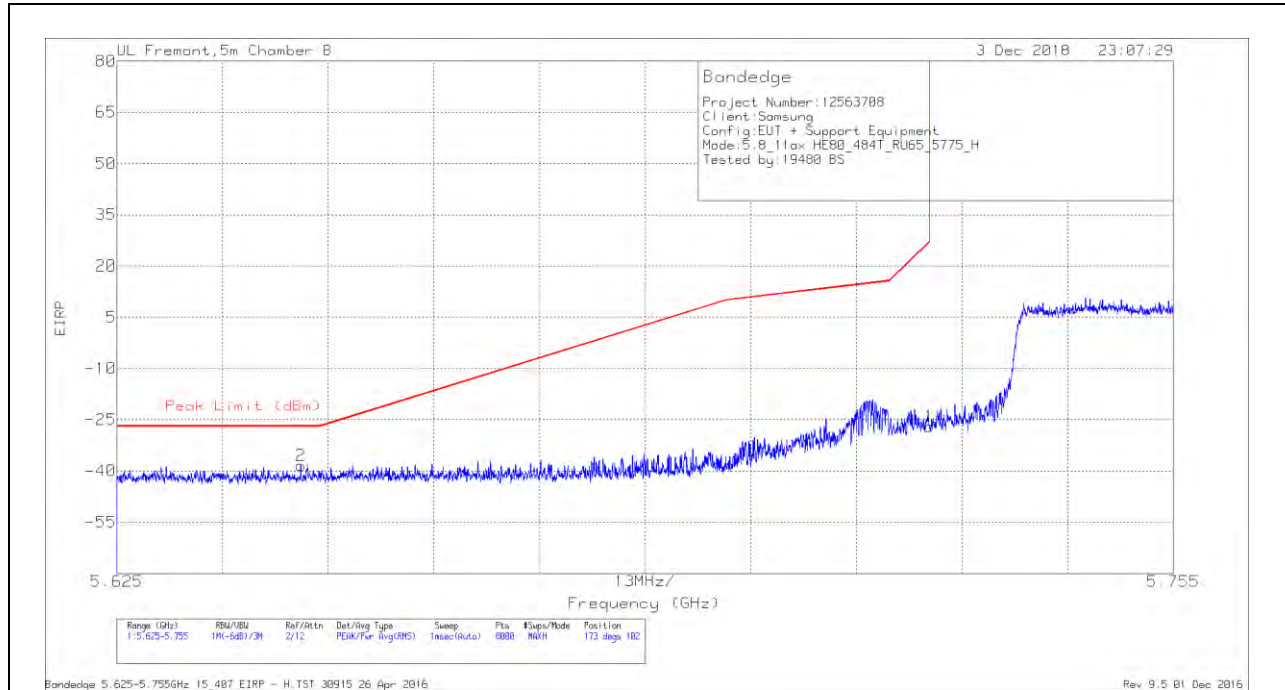
PK-U - U-NII: Maximum Peak

ADR - U-NII AD primary method, RMS average

2TX Antenna 1 + Antenna 2 OFDMA MODE – 484-Tones, RU Index 65

BANDEDGE (CHANNEL 155 LOW EDGE)

HORIZONTAL RESULT

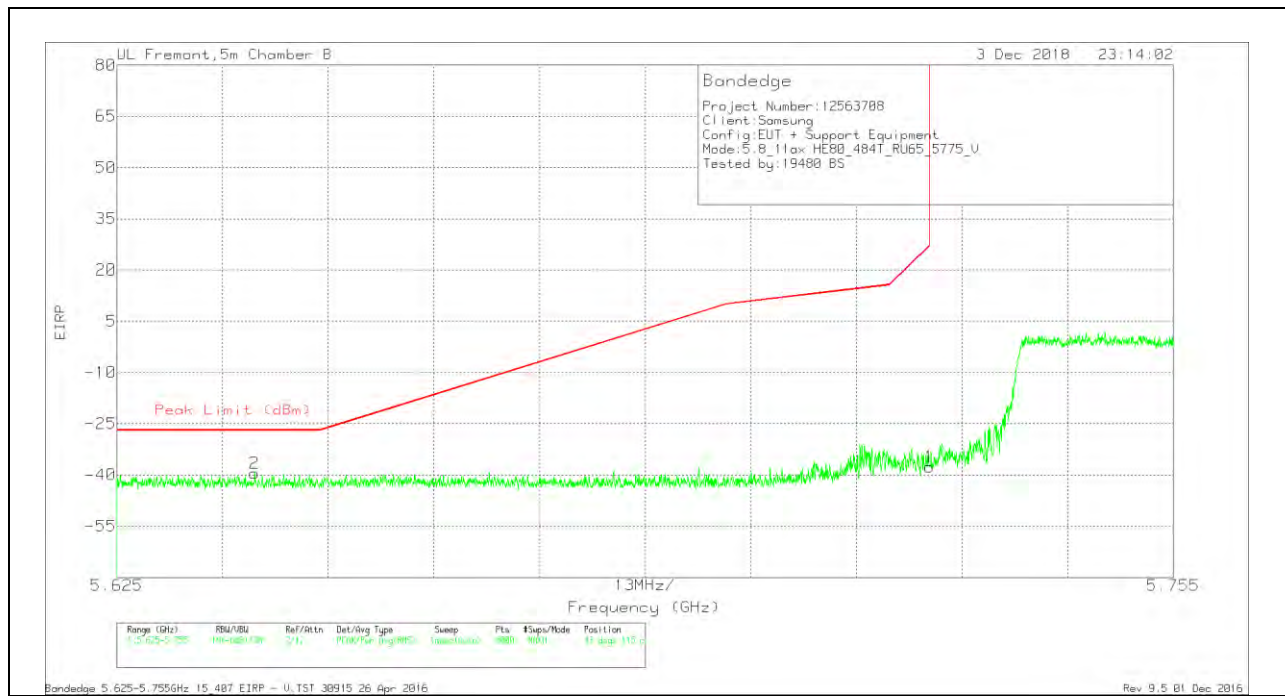


Trace Markers

Marker	Frequency (GHz)	Meter Reading (dBm)	Det	AF T863 (dB/m)	Amp/Cbl/Filtr/Pad (dB)	Conversion Factor (dB)	Corrected Reading EIRP	Peak Limit (dBm)	PK Margin (dB)	Azimuth (Degs)	Height (cm)	Polarity
2	5.648	-66.84	Pk	35.5	-18.9	11.8	-38.44	-27	-11.44	173	102	H
1	5.725	-55.35	Pk	35.5	-18.9	11.8	-26.95	27	-53.95	173	102	H

Pk - Peak detector

VERTICAL RESULT



Trace Markers

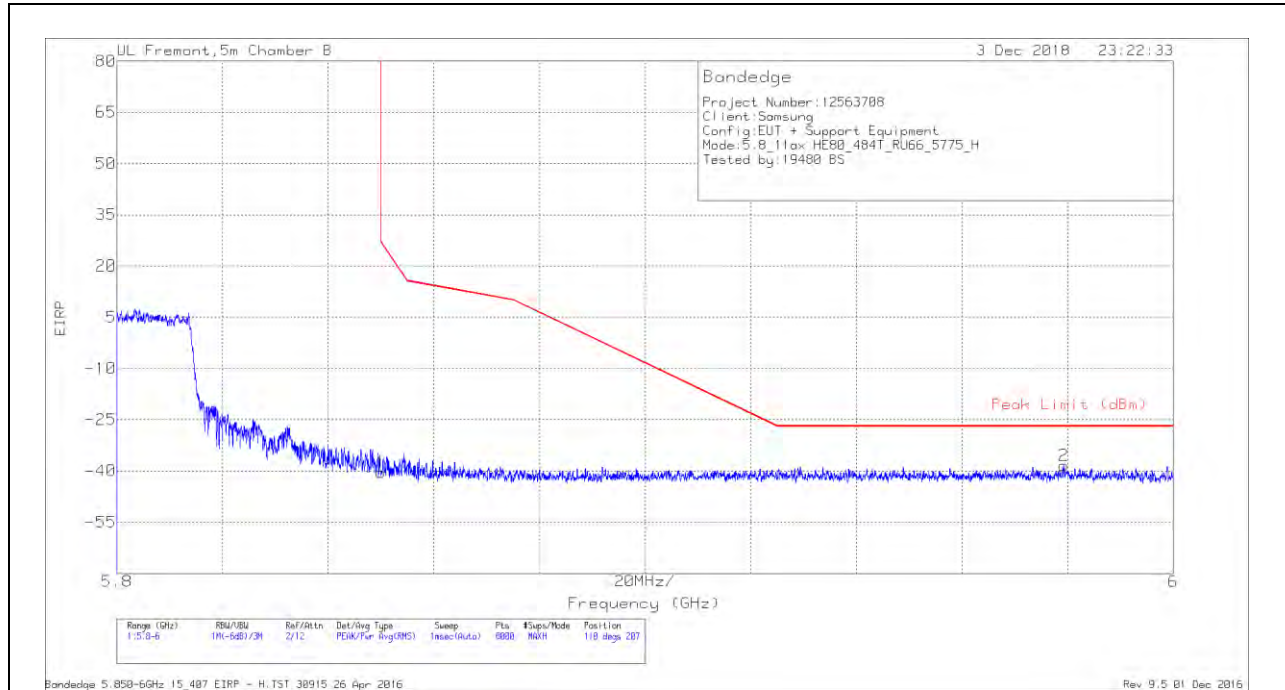
Marker	Frequency (GHz)	Meter Reading (dBm)	Det	AF T863 (dB/m)	Amp/Cbl/Filtr/Pad (dB)	Conversion Factor (dB)	Corrected Reading EIRP	Peak Limit (dBm)	PK Margin (dB)	Azimuth (Degs)	Height (cm)	Polarity
2	5.642	-68.06	Pk	35.5	-18.7	11.8	-39.46	-27	-12.46	43	115	V
1	5.725	-65.99	Pk	35.5	-18.9	11.8	-37.59	27	-64.59	43	115	V

Pk - Peak detector

2TX Antenna 1 + Antenna 2 OFDMA MODE – 484-Tones, RU Index 66

BANDEDGE (CHANNEL 155 HIGH EDGE)

HORIZONTAL RESULT

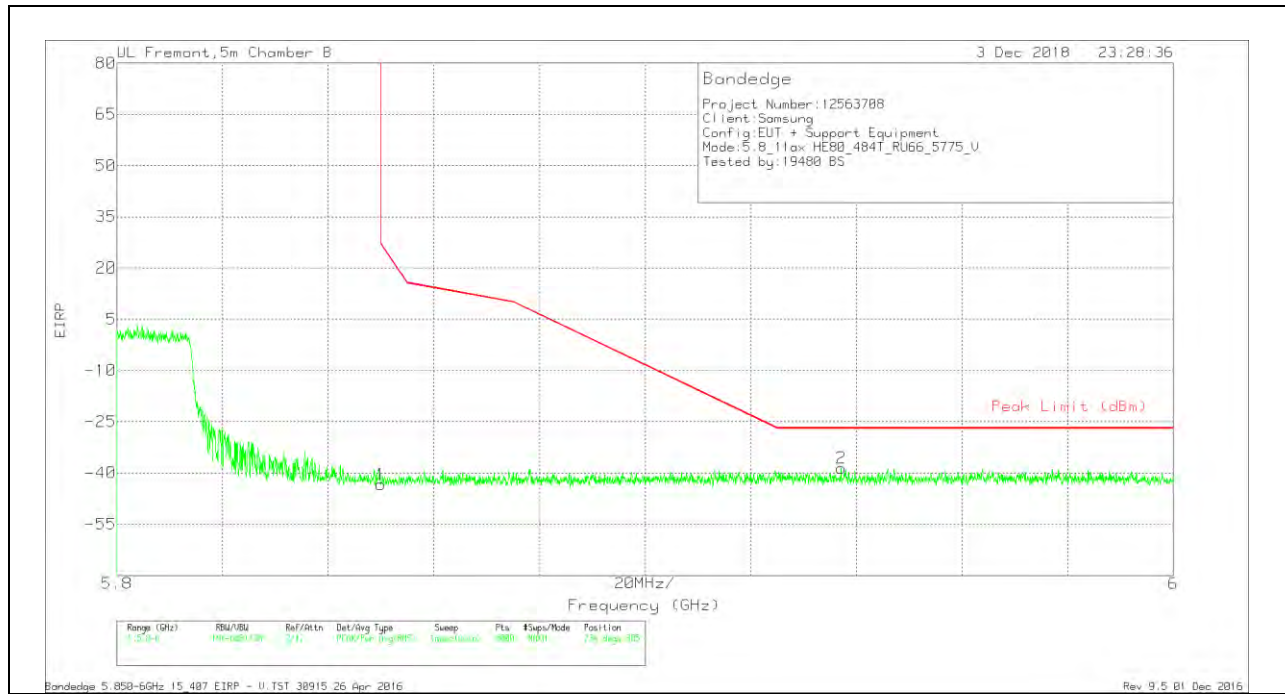


Trace Markers

Marker	Frequency (GHz)	Meter Reading (dBm)	Det	AF T863 (dB/m)	Amp/Cbl/Filtr/Pad (dB)	Conversion Factor (dB)	Corrected Reading EIRP	Peak Limit (dBm)	PK Margin (dB)	Azimuth (Degs)	Height (cm)	Polarity
1	5.85	-68.77	Pk	35.4	-18.9	11.8	-40.47	26.99	-67.46	110	207	H
2	5.979	-67.2	Pk	35.4	-18.4	11.8	-38.4	-27	-11.4	110	207	H

Pk - Peak detector

VERTICAL RESULT



Trace Markers

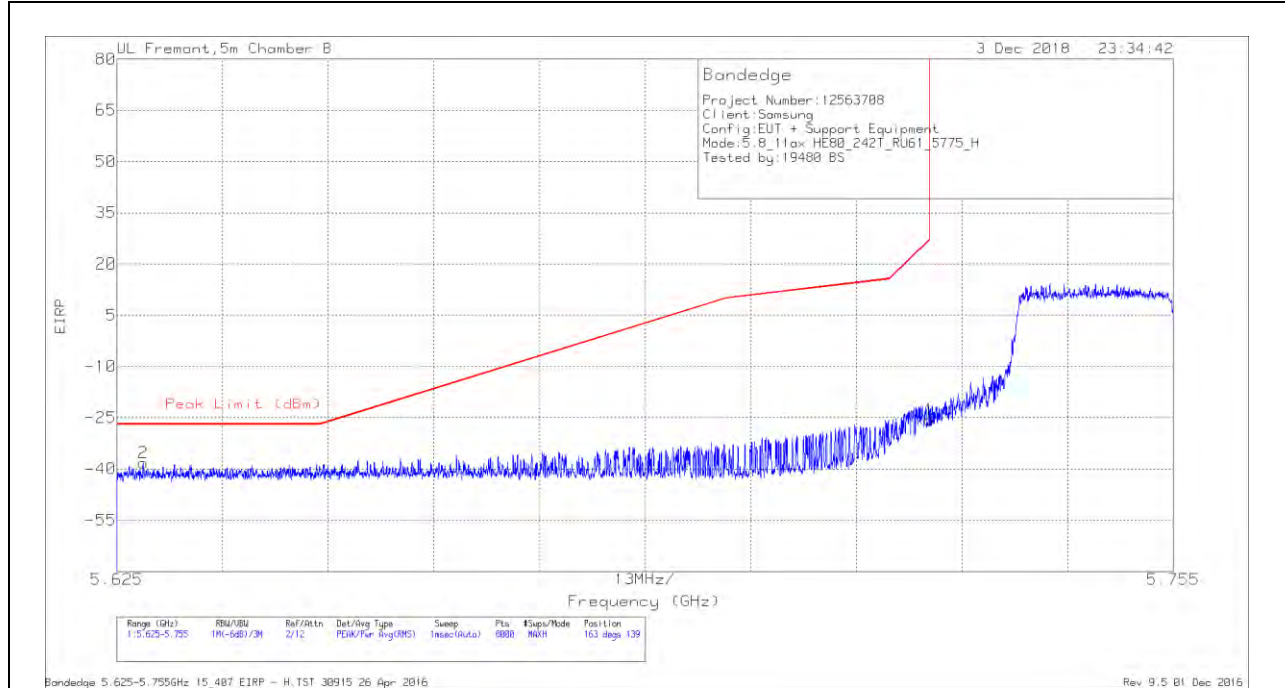
Marker	Frequency (GHz)	Meter Reading (dBm)	Det	AF T863 (dB/m)	Amp/Cbl/Fitr/Pad (dB)	Conversion Factor (dB)	Corrected Reading EIRP	Peak Limit (dBm)	PK Margin (dB)	Azimuth (Degs)	Height (cm)	Polarity
1	5.85	-71.73	Pk	35.4	-18.9	11.8	-43.43	26.99	-70.42	234	385	V
2	5.937	-67.23	Pk	35.4	-18.6	11.8	-38.63	-27	-11.63	234	385	V

Pk - Peak detector

2TX Antenna 1 + Antenna 2 OFDMA MODE – 242-Tones, RU Index 61

BANDEDGE (CHANNEL 155 LOW EDGE)

HORIZONTAL RESULT

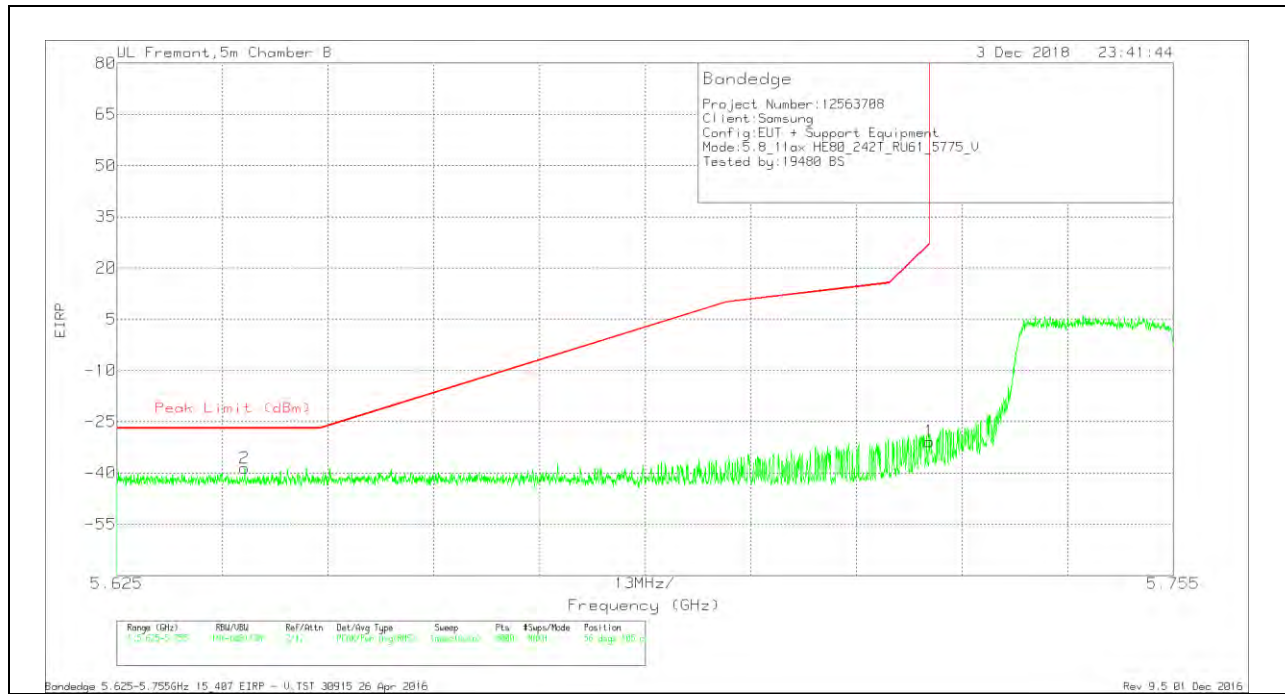


Trace Markers

Marker	Frequency (GHz)	Meter Reading (dBm)	Det	AF T863 (dB/m)	Amp/Cbl/Filtr/Pad (dB)	Conversion Factor (dB)	Corrected Reading EIRP	Peak Limit (dBm)	PK Margin (dB)	Azimuth (Degs)	Height (cm)	Polarity
2	5.628	-66.76	Pk	35.5	-18.8	11.8	-38.26	-27	-11.26	163	139	H
1	5.725	-54.01	Pk	35.5	-18.9	11.8	-25.61	27	-52.61	163	139	H

Pk - Peak detector

VERTICAL RESULT



Trace Markers

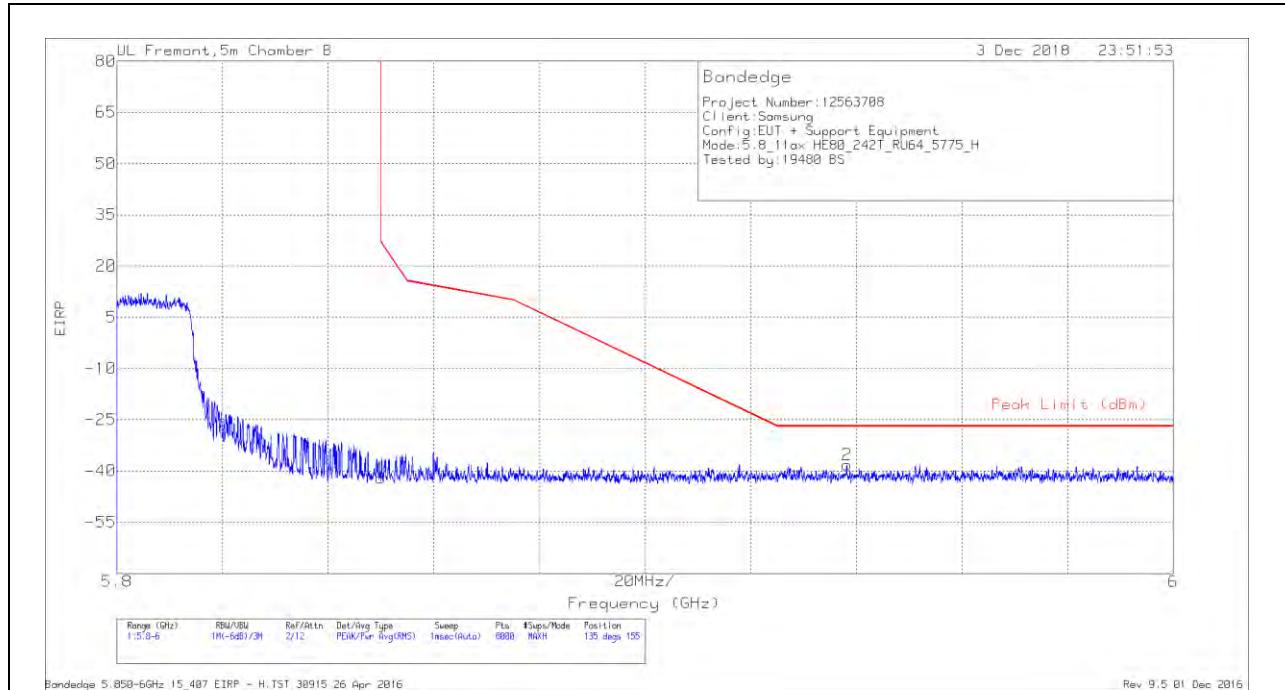
Marker	Frequency (GHz)	Meter Reading (dBm)	Det	AF T863 (dB/m)	Amp/Cbl/Fitr/Pad (dB)	Conversion Factor (dB)	Corrected Reading EIRP	Peak Limit (dBm)	PK Margin (dB)	Azimuth (Degs)	Height (cm)	Polarity
2	5.641	-66.97	Pk	35.5	-18.9	11.8	-38.57	-27	-11.57	56	105	V
1	5.725	-59.16	Pk	35.5	-18.9	11.8	-30.76	27	-57.76	56	105	V

Pk - Peak detector

2TX Antenna 1 + Antenna 2 OFDMA MODE – 242-Tones, RU Index 64

BANDEDGE (CHANNEL 155 HIGH EDGE)

HORIZONTAL RESULT

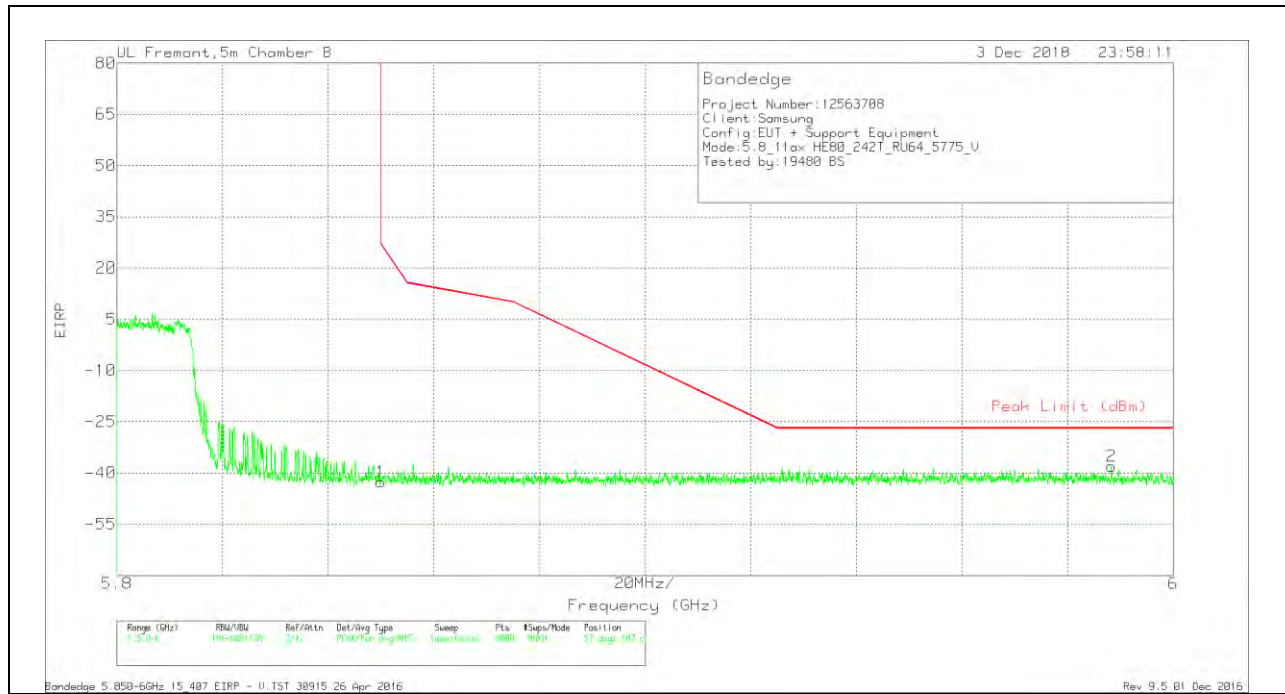


Trace Markers

Marker	Frequency (GHz)	Meter Reading (dBm)	Det	AF T863 (dB/m)	Amp/Cbl/Filtr/Pad (dB)	Conversion Factor (dB)	Corrected Reading EIRP	Peak Limit (dBm)	PK Margin (dB)	Azimuth (Degs)	Height (cm)	Polarity
1	5.85	-70.36	Pk	35.4	-18.9	11.8	-42.06	26.99	-69.05	135	155	H
2	5.938	-66.99	Pk	35.4	-18.5	11.8	-38.29	-27	-11.29	135	155	H

Pk - Peak detector

VERTICAL RESULT



Trace Markers

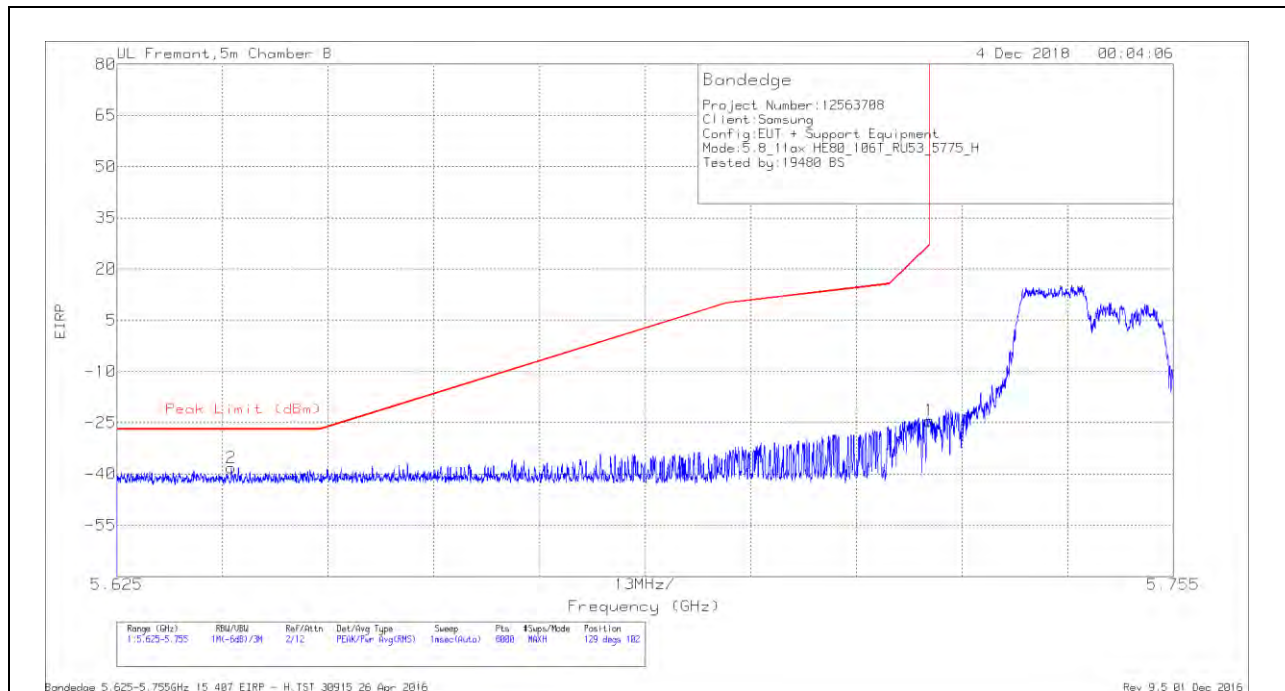
Marker	Frequency (GHz)	Meter Reading (dBm)	Det	AF T863 (dB/m)	Amp/Cbl/Fitr/Pad (dB)	Conversion Factor (dB)	Corrected Reading EIRP	Peak Limit (dBm)	PK Margin (dB)	Azimuth (Degs)	Height (cm)	Polarity
1	5.85	-70.88	Pk	35.4	-18.9	11.8	-42.58	26.99	-69.57	57	107	V
2	5.988	-66.9	Pk	35.4	-18.3	11.8	-38	-27	-11	57	107	V

Pk - Peak detector

2TX Antenna 1 + Antenna 2 OFDMA MODE – 106-Tones, RU Index 53

BANDEDGE (CHANNEL 155 LOW EDGE)

HORIZONTAL RESULT

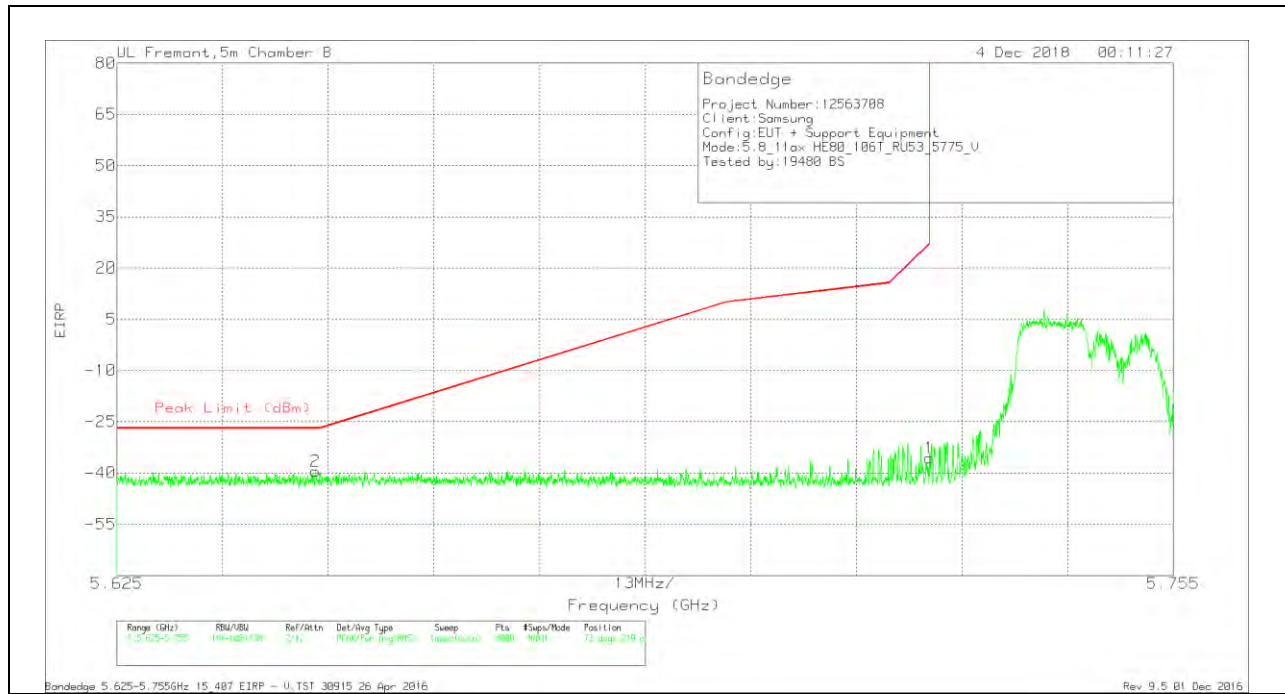


Trace Markers

Marker	Frequency (GHz)	Meter Reading (dBm)	Det	AF T863 (dB/m)	Amp/Cbl/Filtr/Pad (dB)	Conversion Factor (dB)	Corrected Reading EIRP	Peak Limit (dBm)	PK Margin (dB)	Azimuth (Degs)	Height (cm)	Polarity
2	5.639	-66.61	Pk	35.5	-18.9	11.8	-38.21	-27	-11.21	129	102	H
1	5.725	-52.71	Pk	35.5	-18.9	11.8	-24.31	27	-51.31	129	102	H

Pk - Peak detector

VERTICAL RESULT



Trace Markers

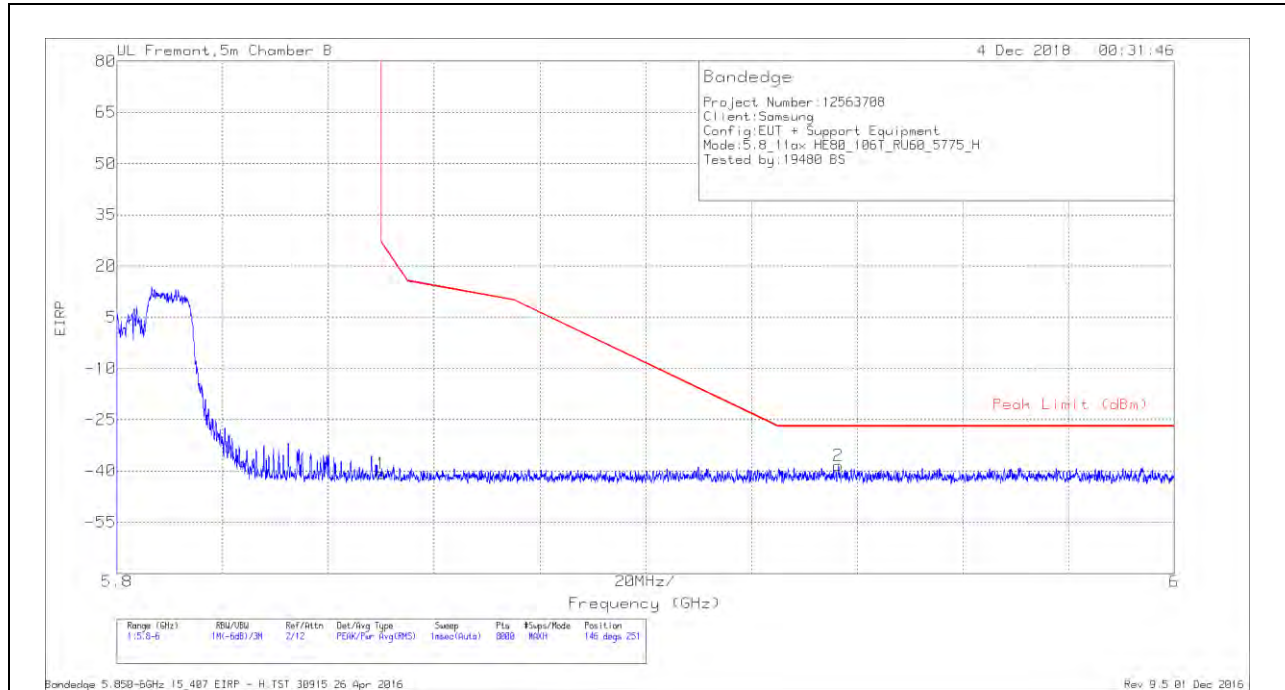
Marker	Frequency (GHz)	Meter Reading (dBm)	Det	AF T863 (dB/m)	Amp/Cbl/Filtr/Pad (dB)	Conversion Factor (dB)	Corrected Reading EIRP	Peak Limit (dBm)	PK Margin (dB)	Azimuth (Degs)	Height (cm)	Polarity
2	5.649	-67.96	Pk	35.5	-18.8	11.8	-39.46	-27	-12.46	73	219	V
1	5.725	-63.97	Pk	35.5	-18.9	11.8	-35.57	27	-62.57	73	219	V

Pk - Peak detector

2TX Antenna 1 + Antenna 2 OFDMA MODE – 106-Tones, RU Index 60

BANDEDGE (CHANNEL 155 HIGH EDGE)

HORIZONTAL RESULT

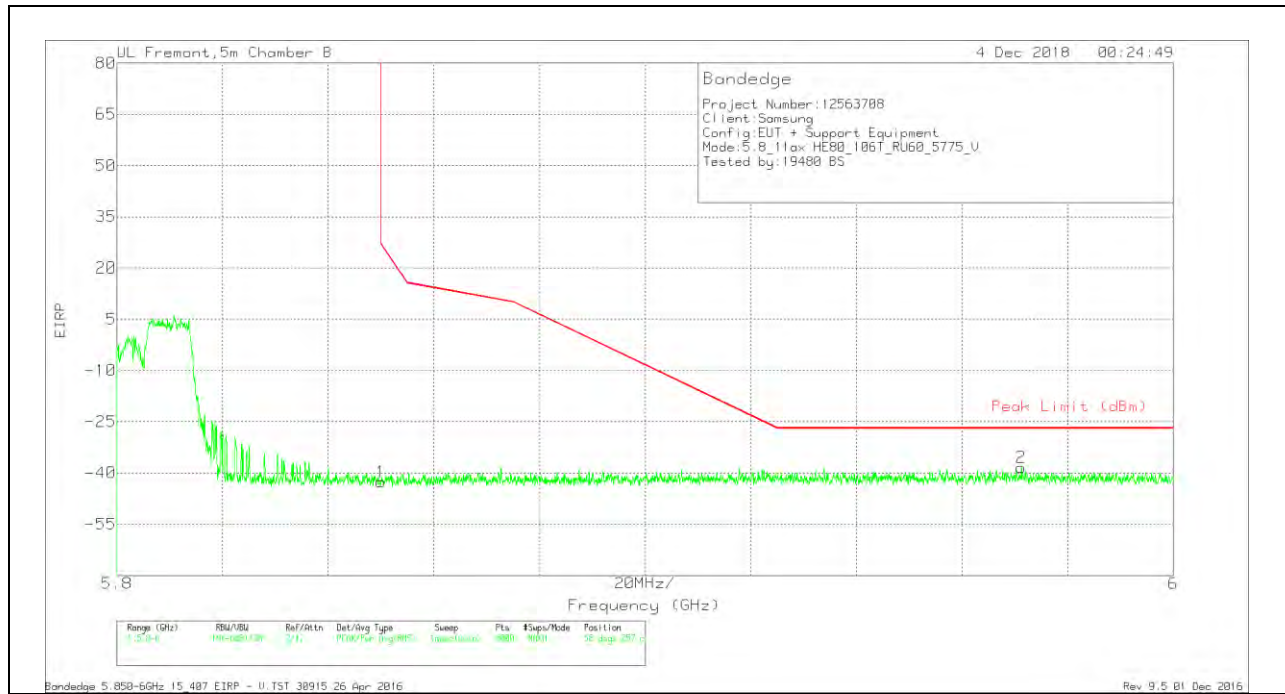


Trace Markers

Marker	Frequency (GHz)	Meter Reading (dBm)	Det	AF T863 (dB/m)	Amp/Cbl/Filtr/Pad (dB)	Conversion Factor (dB)	Corrected Reading EIRP	Peak Limit (dBm)	PK Margin (dB)	Azimuth (Degs)	Height (cm)	Polarity
1	5.85	-69.05	Pk	35.4	-18.9	11.8	-40.75	26.99	-67.74	146	251	H
2	5.936	-67.18	Pk	35.4	-18.5	11.8	-38.48	-27	-11.48	146	251	H

Pk - Peak detector

VERTICAL RESULT



Trace Markers

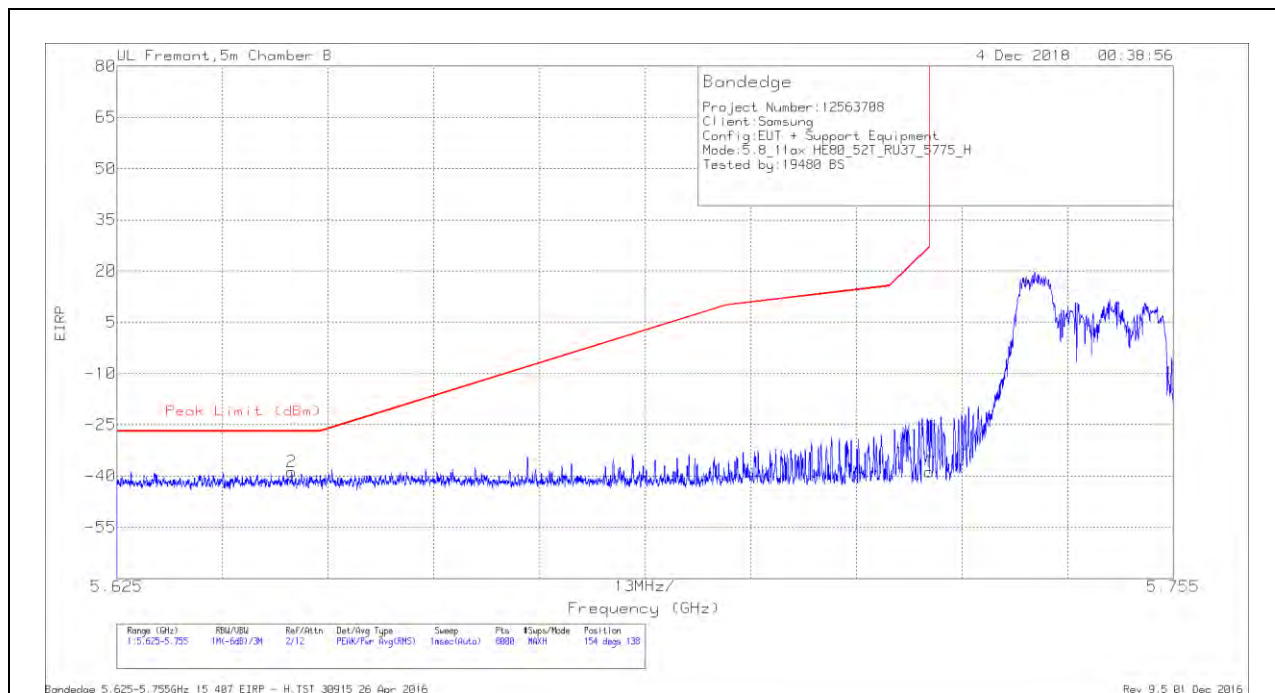
Marker	Frequency (GHz)	Meter Reading (dBm)	Det	AF T863 (dB/m)	Amp/Cbl/Fitr/Pad (dB)	Conversion Factor (dB)	Corrected Reading EIRP	Peak Limit (dBm)	PK Margin (dB)	Azimuth (Degs)	Height (cm)	Polarity
1	5.85	-70.87	Pk	35.4	-18.9	11.8	-42.57	26.99	-69.56	58	257	V
2	5.971	-67.37	Pk	35.4	-18.2	11.8	-38.37	-27	-11.37	58	257	V

Pk - Peak detector

2TX Antenna 1 + Antenna 2 OFDMA MODE – 52-Tones, RU Index 37

BANDEDGE (CHANNEL 155 LOW EDGE)

HORIZONTAL RESULT

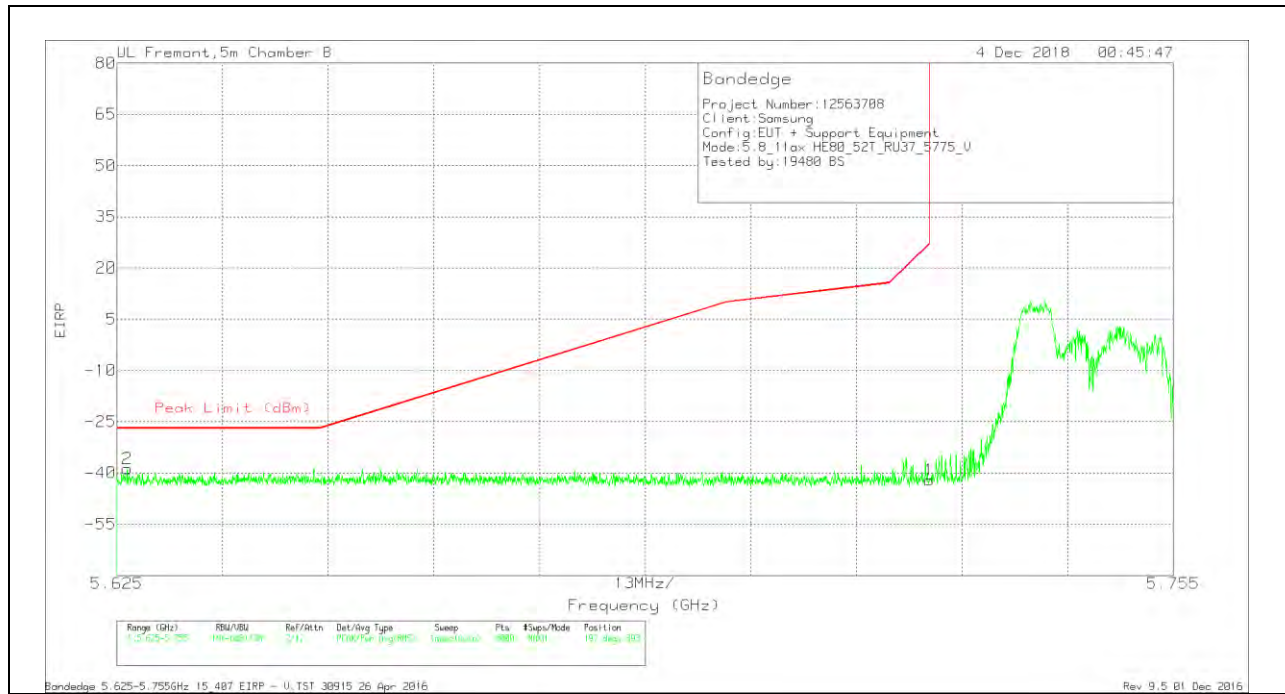


Trace Markers

Marker	Frequency (GHz)	Meter Reading (dBm)	Det	AF T863 (dB/m)	Amp/Cbl/Filtr/Pad (dB)	Conversion Factor (dB)	Corrected Reading EIRP	Peak Limit (dBm)	PK Margin (dB)	Azimuth (Degs)	Height (cm)	Polarity
2	5.647	-67.29	Pk	35.5	-18.8	11.8	-38.79	-27	-11.79	154	138	H
1	5.725	-67.08	Pk	35.5	-18.9	11.8	-38.68	27	-65.68	154	138	H

Pk - Peak detector

VERTICAL RESULT



Trace Markers

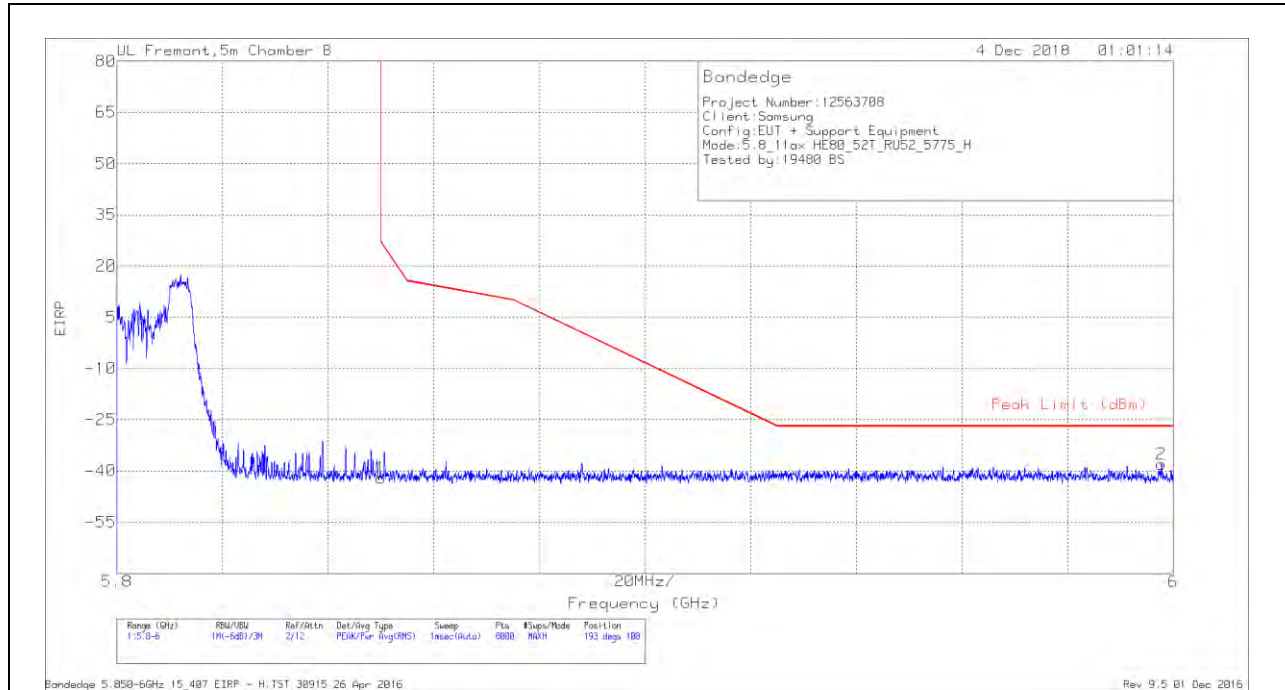
Marker	Frequency (GHz)	Meter Reading (dBm)	Det	AF T863 (dB/m)	Amp/Cbl/Filtr/Pad (dB)	Conversion Factor (dB)	Corrected Reading EIRP	Peak Limit (dBm)	PK Margin (dB)	Azimuth (Degs)	Height (cm)	Polarity
2	5.626	-67.31	Pk	35.5	-18.8	11.8	-38.81	-27	-11.81	197	393	V
1	5.725	-70.51	Pk	35.5	-18.9	11.8	-42.11	27	-69.11	197	393	V

Pk - Peak detector

2TX Antenna 1 + Antenna 2 OFDMA MODE – 52-Tones, RU Index 52

BANDEDGE (CHANNEL 155 HIGH EDGE)

HORIZONTAL RESULT

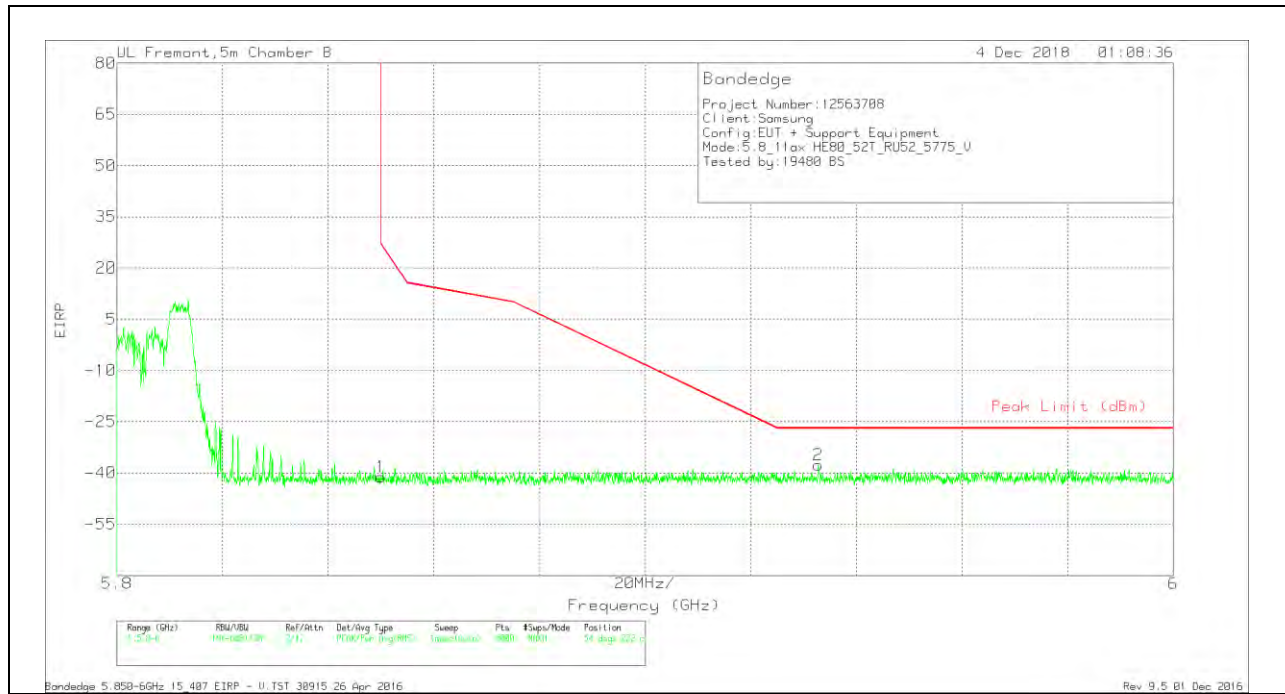


Trace Markers

Marker	Frequency (GHz)	Meter Reading (dBm)	Det	AF T863 (dB/m)	Amp/Cbl/Filtr/Pad (dB)	Conversion Factor (dB)	Corrected Reading EIRP	Peak Limit (dBm)	PK Margin (dB)	Azimuth (Degs)	Height (cm)	Polarity
1	5.85	-70.31	Pk	35.4	-18.9	11.8	-42.01	26.99	-69	193	100	H
2	5.998	-66.82	Pk	35.4	-18.4	11.8	-38.02	-27	-11.02	193	100	H

Pk - Peak detector

VERTICAL RESULT



Trace Markers

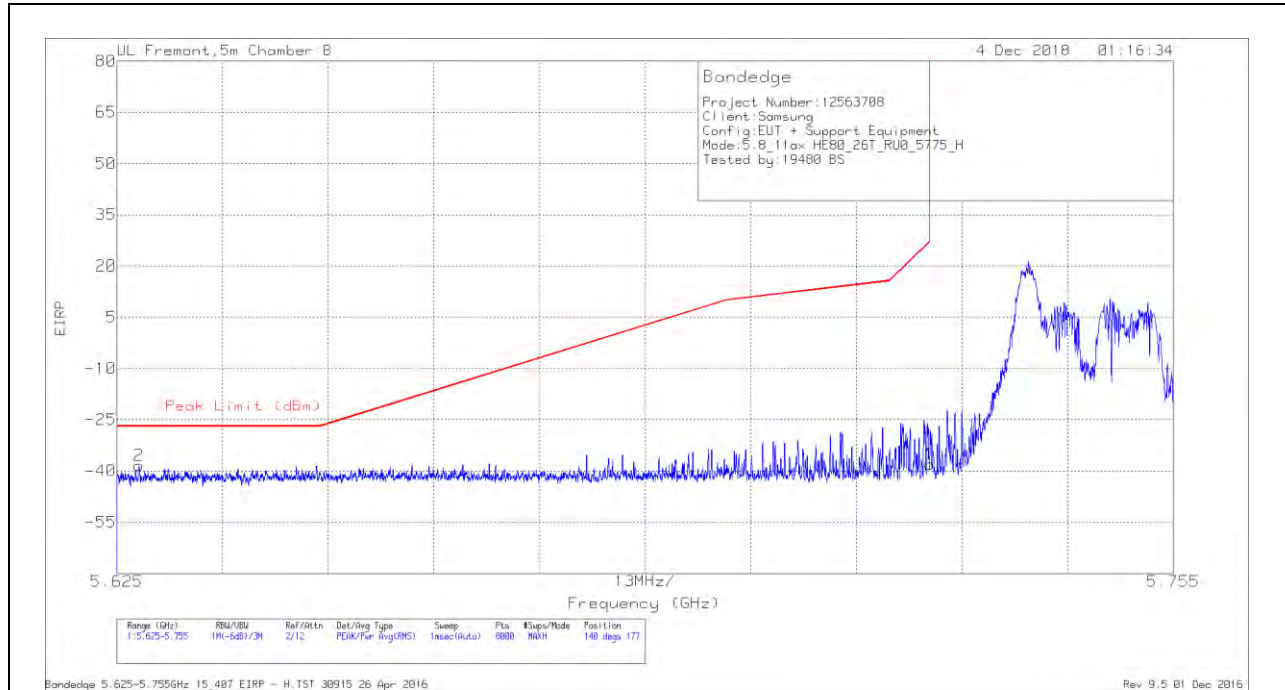
Marker	Frequency (GHz)	Meter Reading (dBm)	Det	AF T863 (dB/m)	Amp/Cbl/Filtr/Pad (dB)	Conversion Factor (dB)	Corrected Reading EIRP	Peak Limit (dBm)	PK Margin (dB)	Azimuth (Degs)	Height (cm)	Polarity
1	5.85	-69.55	Pk	35.4	-18.9	11.8	-41.25	26.99	-68.24	54	222	V
2	5.933	-66.54	Pk	35.4	-18.4	11.8	-37.74	-27	-10.74	54	222	V

Pk - Peak detector

2TX Antenna 1 + Antenna 2 OFDMA MODE – 26-Tones, RU Index 0

BANDEDGE (CHANNEL 155 LOW EDGE)

HORIZONTAL RESULT

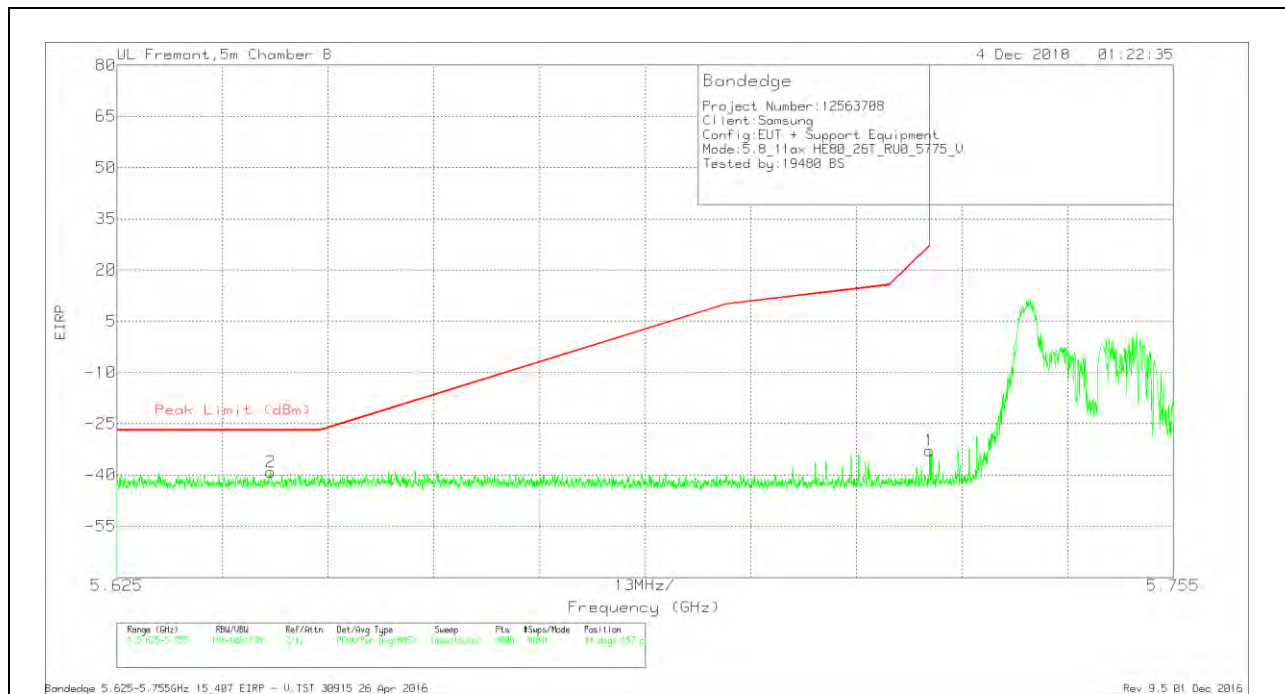


Trace Markers

Marker	Frequency (GHz)	Meter Reading (dBm)	Det	AF T863 (dB/m)	Amp/Cbl/Filtr/Pad (dB)	Conversion Factor (dB)	Corrected Reading EIRP	Peak Limit (dBm)	PK Margin (dB)	Azimuth (Degs)	Height (cm)	Polarity
2	5.628	-66.88	Pk	35.5	-18.9	11.8	-38.48	-27	-11.48	140	177	H
1	5.725	-66.41	Pk	35.5	-18.9	11.8	-38.01	27	-65.01	140	177	H

* - indicates frequency in CFR47 Pt 15 / IC RSS-Restricted Band
 Pk - Peak detector

VERTICAL RESULT



Trace Markers

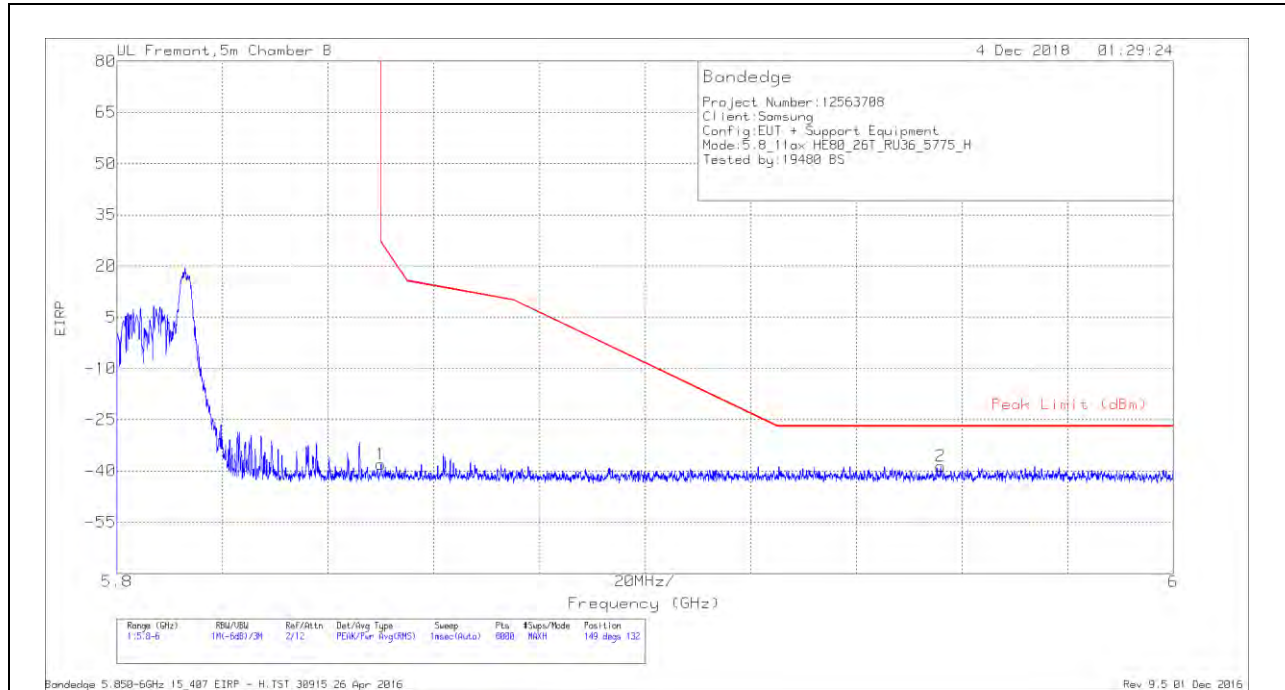
Marker	Frequency (GHz)	Meter Reading (dBm)	Det	AF T863 (dB/m)	Amp/Cbl/Filtr/Pad (dB)	Conversion Factor (dB)	Corrected Reading EIRP	Peak Limit (dBm)	PK Margin (dB)	Azimuth (Degs)	Height (cm)	Polarity
2	5.644	-67.64	Pk	35.5	-18.8	11.8	-39.14	-27	-12.14	44	157	V
1	5.725	-61.23	Pk	35.5	-18.9	11.8	-32.83	27	-59.83	44	157	V

Pk - Peak detector

2TX Antenna 1 + Antenna 2 OFDMA MODE – 26-Tones, RU Index 36

BANDEDGE (CHANNEL 155 HIGH EDGE)

HORIZONTAL RESULT



Trace Markers

Marker	Frequency (GHz)	Meter Reading (dBm)	Det	AF T863 (dB/m)	Amp/Cbl/Filtr/Pad (dB)	Conversion Factor (dB)	Corrected Reading EIRP	Peak Limit (dBm)	PK Margin (dB)	Azimuth (Degs)	Height (cm)	Polarity
1	5.85	-66.39	Pk	35.4	-18.9	11.8	-38.09	26.99	-65.08	149	132	H
2	5.956	-67.43	Pk	35.4	-18.4	11.8	-38.63	-27	-11.63	149	132	H

Pk - Peak detector