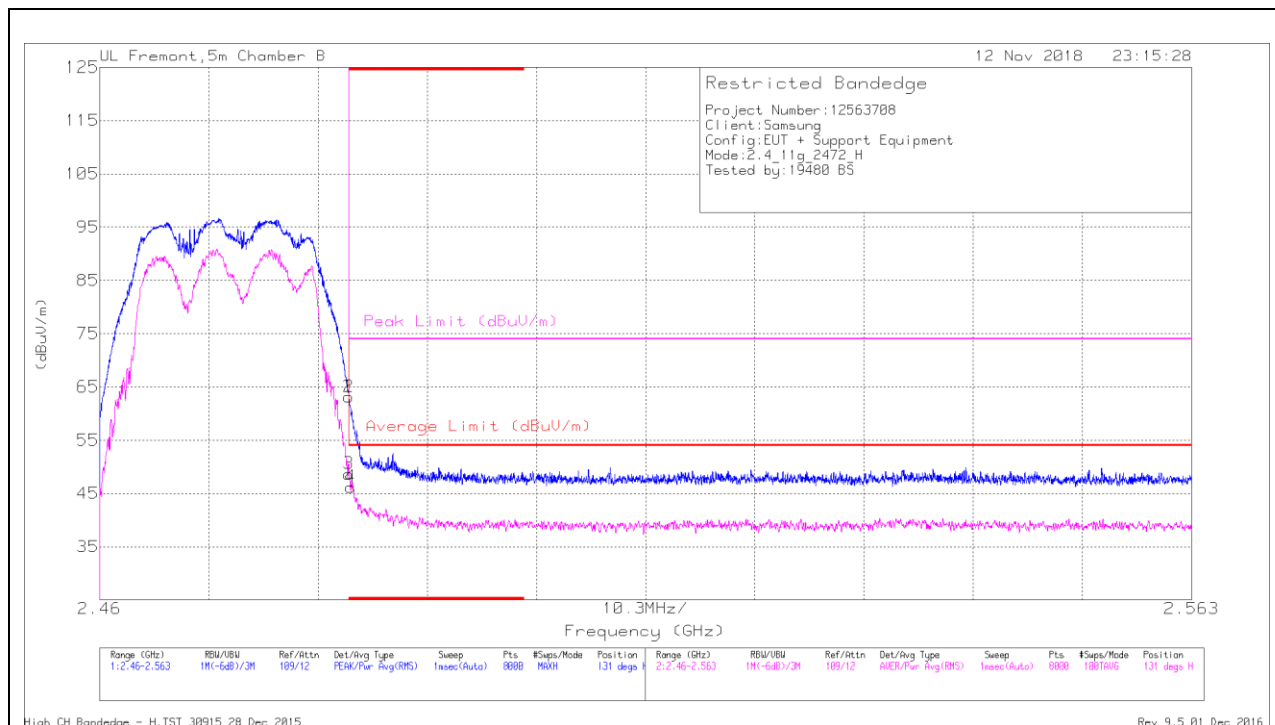


BANDEDGE (HIGH CHANNEL, CH 13)

HORIZONTAL RESULT



Trace Markers

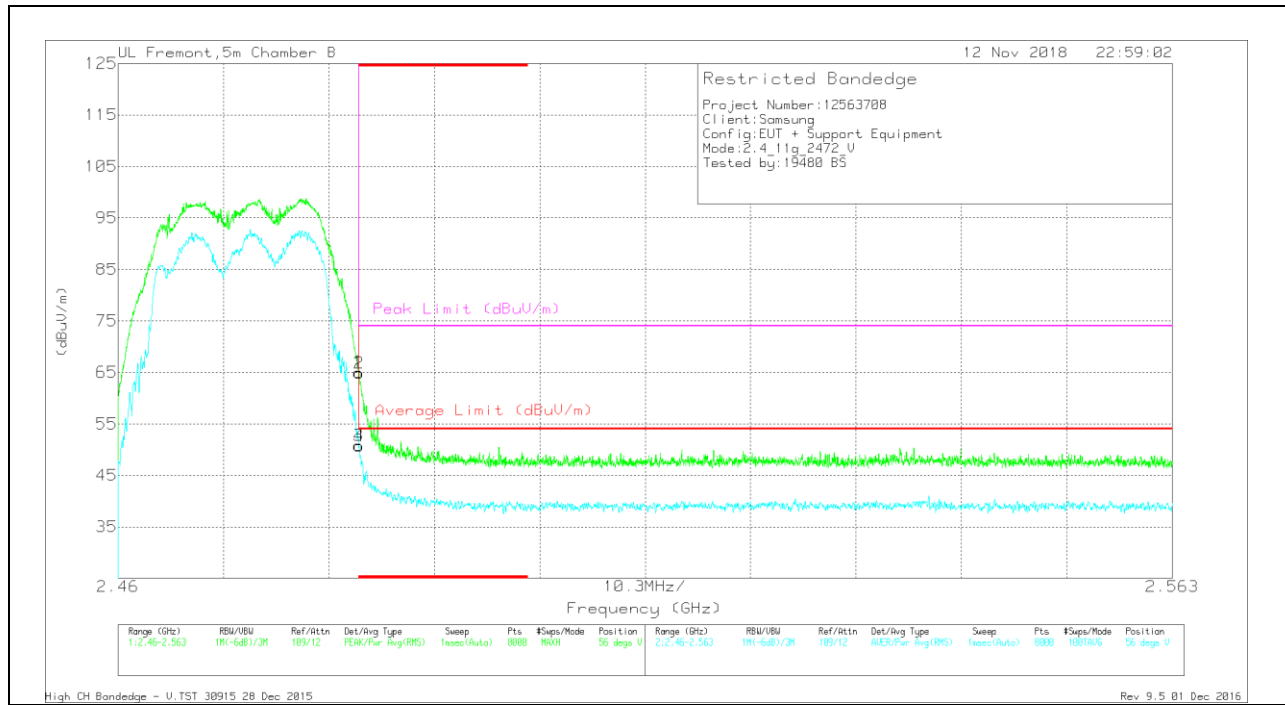
Marker	Frequency (GHz)	Meter Reading (dBuV)	Det	AFT863 (dB/m)	Amp/Cb/Fitr/Pad (dB)	DC Corr (dB)	Corrected Reading (dBuV/m)	Average Limit (dBuV/m)	Margin (dB)	Peak Limit (dBuV/m)	PK Margin (dB)	Azimuth (Degs)	Height (cm)	Polarity
1	* 2.484	50.84	Pk	32.6	-20.3	0	63.14	-	-	74	-10.86	131	162	H
2	* 2.484	50.84	Pk	32.6	-20.3	0	63.14	-	-	74	-10.86	131	162	H
3	* 2.484	36.37	RMS	32.6	-20.3	1.21	49.88	54	-4.12	-	-	131	162	H
4	* 2.484	34.01	RMS	32.6	-20.4	1.21	47.42	54	-6.58	-	-	131	162	H

* - indicates frequency in CFR47 Pt 15 / IC RSS-Restricted Band

Pk - Peak detector

RMS - RMS detection

VERTICAL RESULT



Trace Markers

Marker	Frequency (GHz)	Meter Reading (dBuV)	Det	AF T863 (dB/m)	Amp/Cb/Filtr/Pad (dB)	DC Corr (dB)	Corrected Reading (dBuV/m)	Average Limit (dBuV/m)	Margin (dB)	Peak Limit (dBuV/m)	PK Margin (dB)	Azimuth (Degs)	Height (cm)	Polarity
1	* 2.484	52.74	Pk	32.6	-20.3	0	65.04	-	-	74	-8.96	56	110	V
2	* 2.484	52.56	Pk	32.6	-20.3	0	64.86	-	-	74	-9.14	56	110	V
3	* 2.484	37.3	RMS	32.6	-20.3	1.21	50.81	54	-3.19	-	-	56	110	V
4	* 2.484	37.16	RMS	32.6	-20.3	1.21	50.67	54	-3.33	-	-	56	110	V

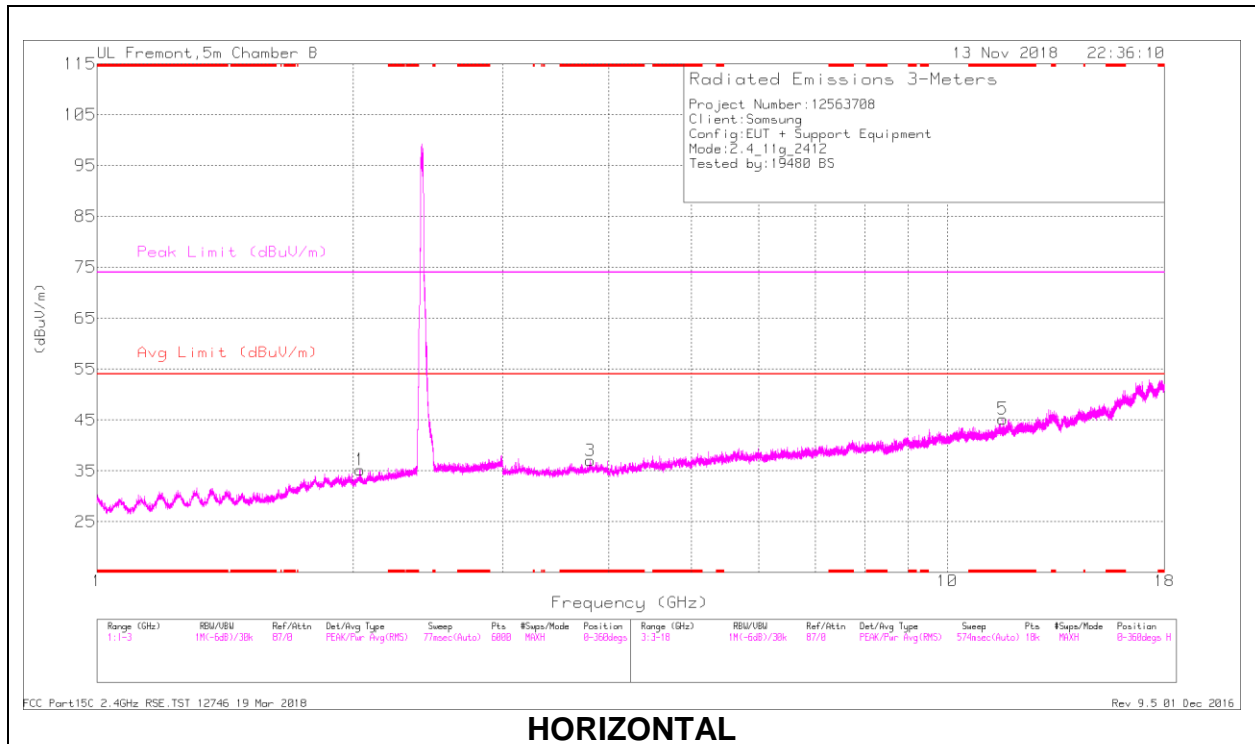
* - indicates frequency in CFR47 Pt 15 / IC RSS-Restricted Band

Pk - Peak detector

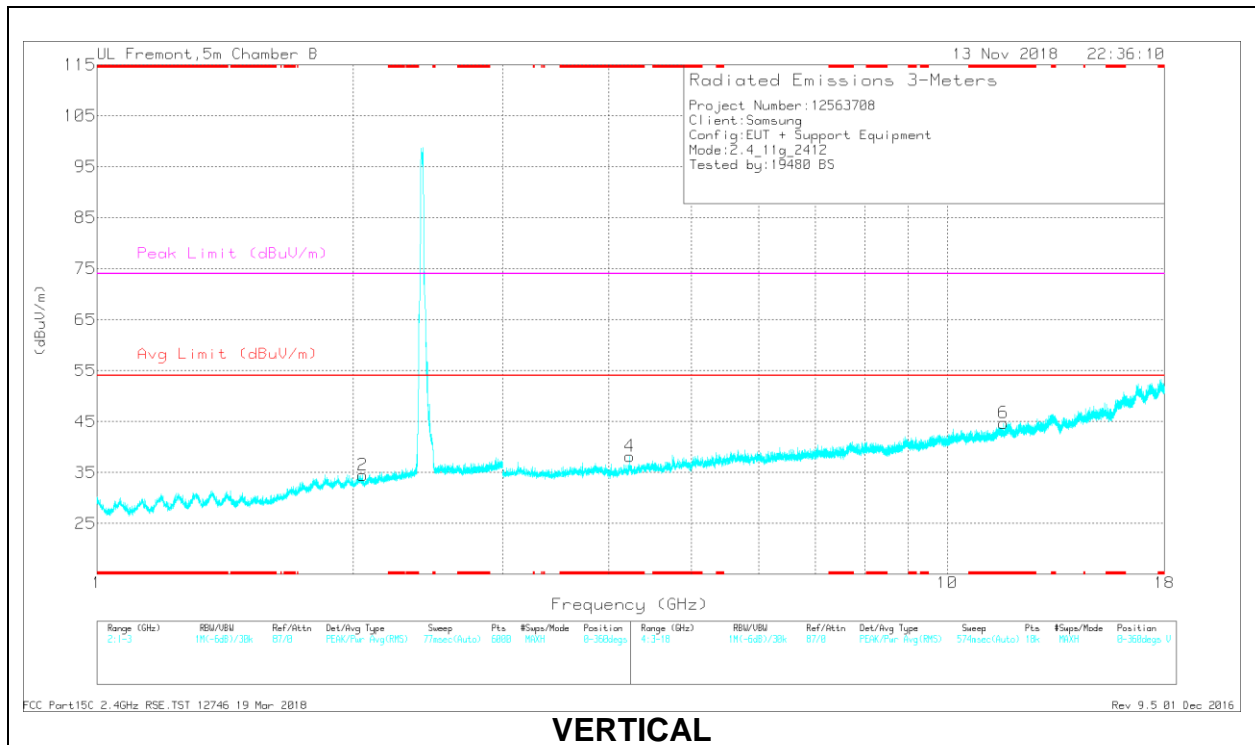
RMS - RMS detection

HARMONICS AND SPURIOUS EMISSIONS

LOW CHANNEL, CH 1 RESULTS



HORIZONTAL



VERTICAL

RADIATED EMISSIONS

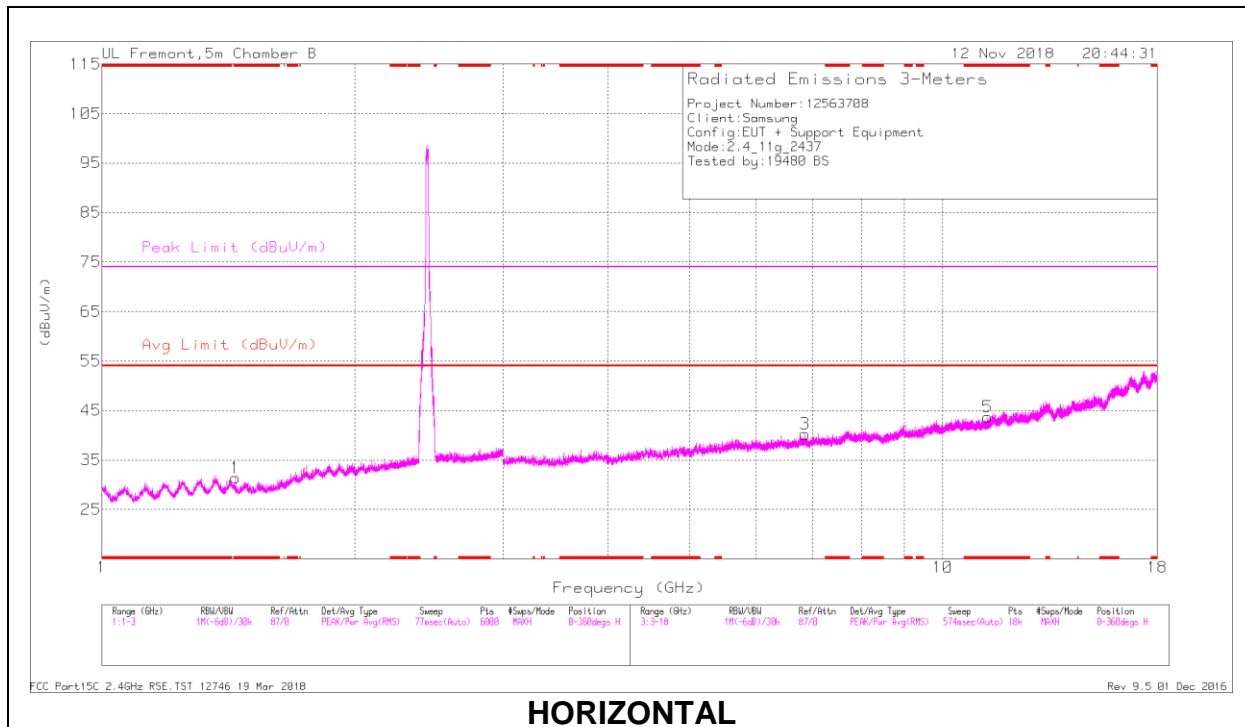
Marker	Frequency (GHz)	Meter Reading (dBuV)	Det	AF T863 (dB/m)	Amp/Cbl/Filtr/Pad (dB)	DC Corr (dB)	Corrected Reading (dBuV/m)	Avg Limit (dBuV/m)	Margin (dB)	Peak Limit (dBuV/m)	PK Margin (dB)	Azimuth (Degs)	Height (cm)	Polarity
3	* 3.805	40.16	PK2	33.4	-30.2	0	43.36	-	-	74	-30.64	302	327	H
	* 3.806	28.42	MAv1	33.4	-30.2	1.21	32.83	54	-21.17	-	-	302	327	H
5	* 11.626	32.78	PK2	38.7	-22.2	0	49.28	-	-	74	-24.72	235	239	H
	* 11.627	21.53	MAv1	38.7	-22.2	1.21	39.24	54	-14.76	-	-	235	239	H
4	* 4.231	38.73	PK2	33.6	-29.3	0	43.03	-	-	74	-30.97	142	109	V
	* 4.229	27.51	MAv1	33.6	-29.3	1.21	33.02	54	-20.98	-	-	142	109	V
6	* 11.651	32.71	PK2	38.8	-22.1	0	49.41	-	-	74	-24.59	55	180	V
	* 11.65	21.34	MAv1	38.8	-22.1	1.21	39.25	54	-14.75	-	-	55	180	V
1	2.039	29.47	PK2	31	-20.5	0	39.97	-	-	-	-	117	294	H
2	2.052	29.74	PK2	31	-20.6	0	40.14	-	-	-	-	171	123	V

* - indicates frequency in CFR47 Pt 15 / IC RSS-Restricted Band

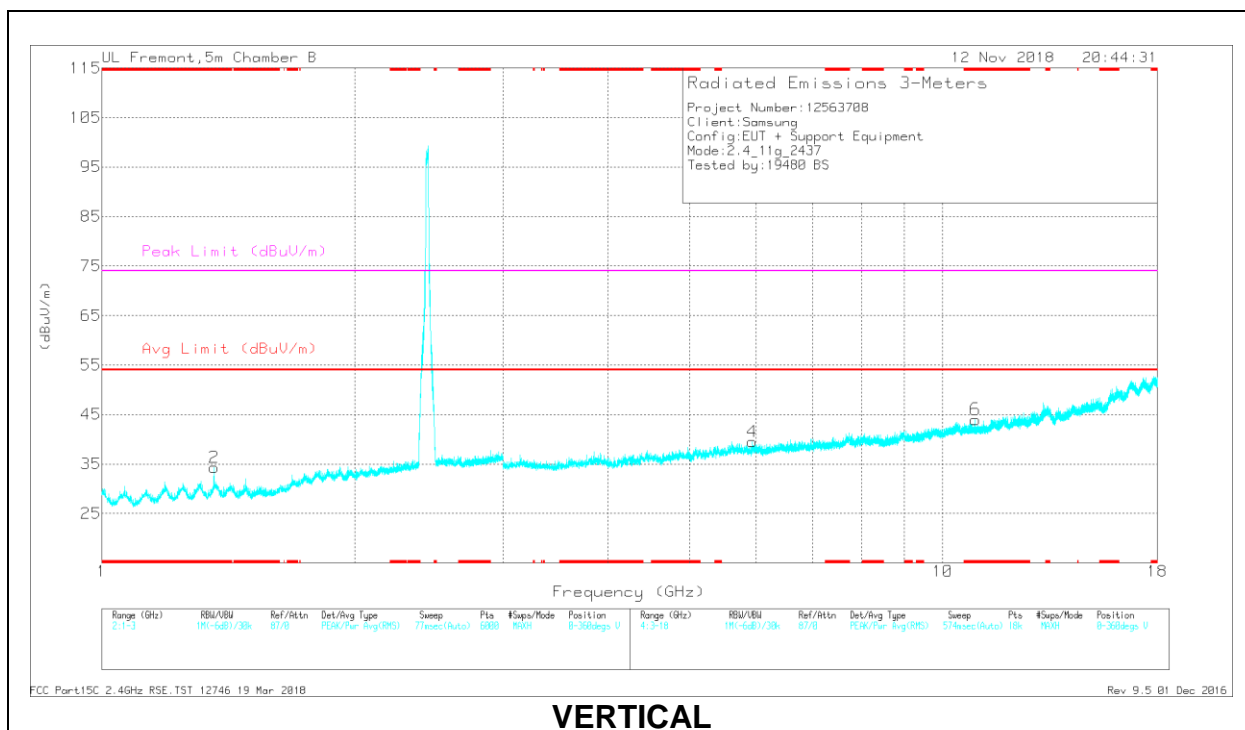
PK2 - KDB558074 Method: Maximum Peak

MAv1 - KDB558074 Option 1 Maximum RMS Average

MID CHANNEL, CH 6 RESULTS



HORIZONTAL



VERTICAL

RADIATED EMISSIONS

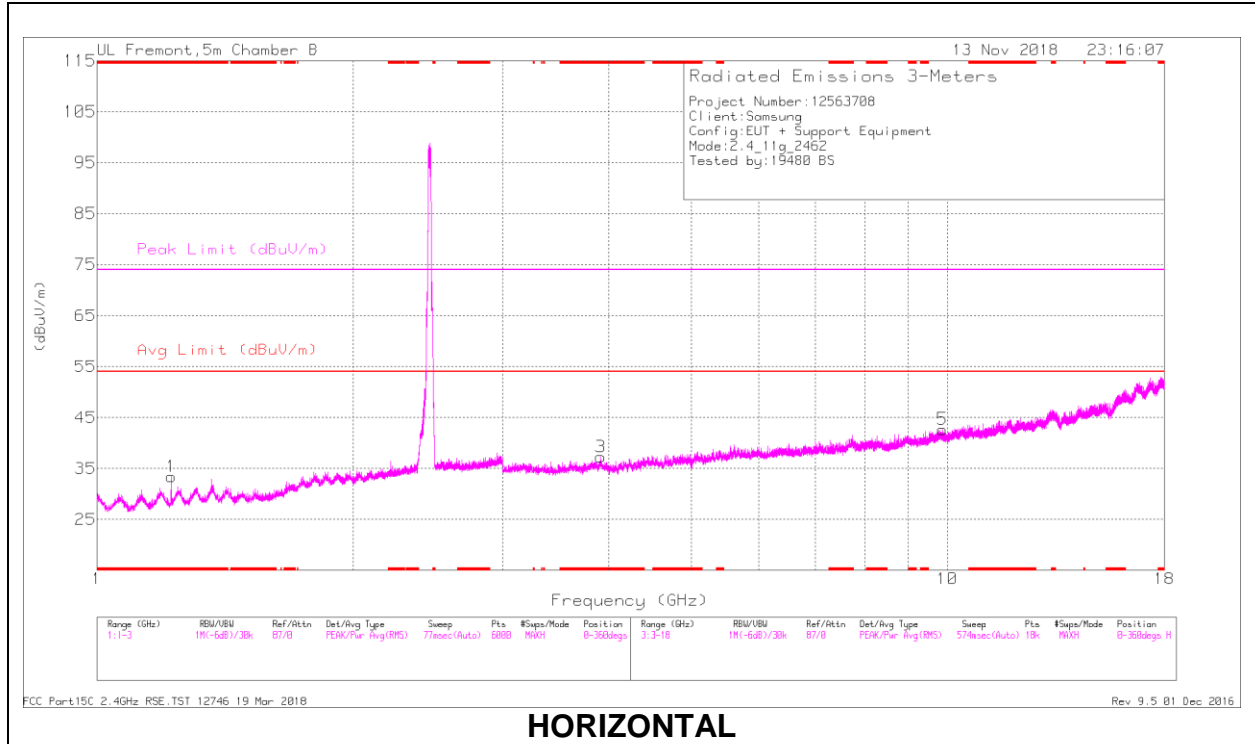
Marker	Frequency (GHz)	Meter Reading (dBuV)	Det	AF T863 (dB/m)	Amp/Cbl/Filtr/Pad (dB)	DC Corr (dB)	Corrected Reading (dBuV/m)	Avg Limit (dBuV/m)	Margin (dB)	Peak Limit (dBuV/m)	PK Margin (dB)	Azimuth (Degs)	Height (cm)	Polarity
1	* 1.441	29.07	PK2	28.2	-21.2	0	36.07	-	-	74	-37.93	117	320	H
	* 1.44	17.25	MAv1	28.2	-21.2	1.21	25.46	54	-28.54	-	-	117	320	H
2	* 1.358	30.63	PK2	28.5	-21.4	0	37.73	-	-	74	-36.27	244	216	V
	* 1.361	18.37	MAv1	28.5	-21.3	1.21	26.78	54	-27.22	-	-	244	216	V
5	* 11.309	33.01	PK2	38.2	-22.5	0	48.71	-	-	74	-25.29	307	265	H
	* 11.305	21.77	MAv1	38.2	-22.4	1.21	38.78	54	-15.22	-	-	307	265	H
6	* 10.939	32.77	PK2	38	-22.6	0	48.17	-	-	74	-25.83	206	352	V
	* 10.939	21.69	MAv1	38	-22.6	1.21	38.3	54	-15.7	-	-	206	352	V
4	5.939	38.68	PK2	35.4	-28.4	0	45.68	-	-	-	-	276	218	V
3	6.86	37.43	PK2	35.8	-27.3	0	45.93	-	-	-	-	118	126	H

* - indicates frequency in CFR47 Pt 15 / IC RSS-Restricted Band

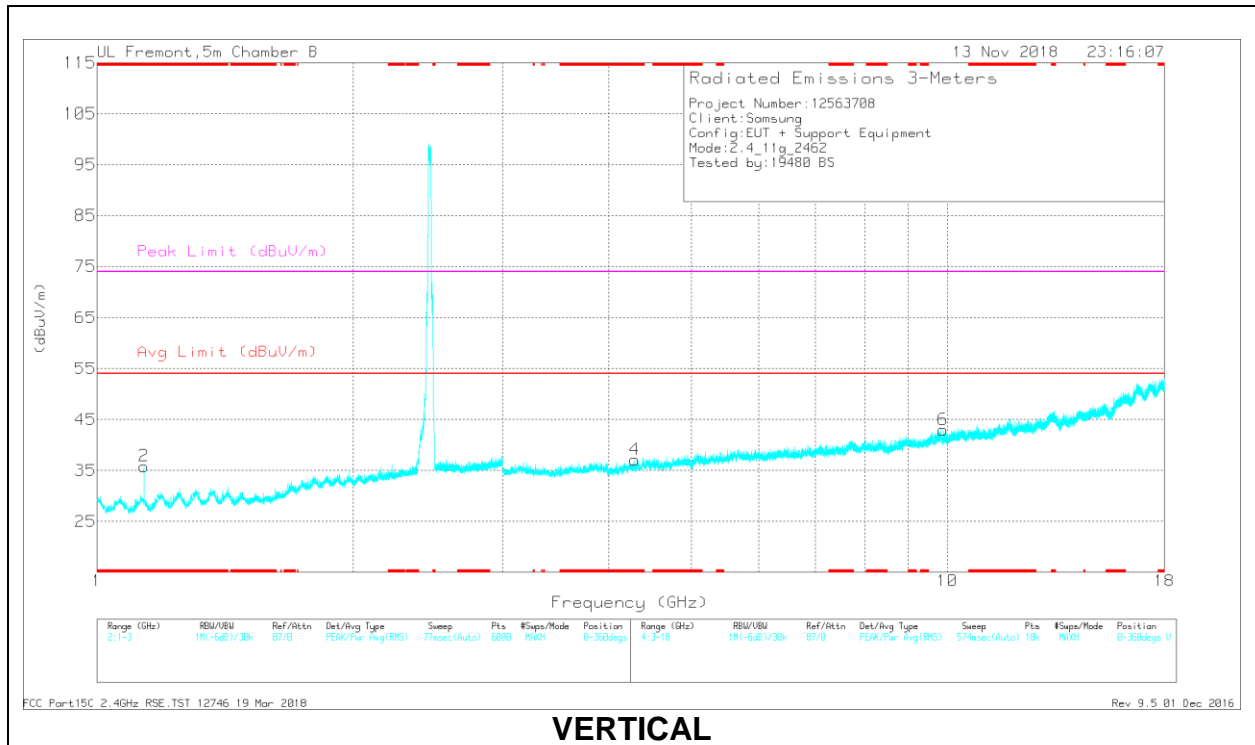
PK2 - KDB558074 Method: Maximum Peak

MAv1 - KDB558074 Option 1 Maximum RMS Average

HIGH CHANNEL, CH 11 RESULTS



HORIZONTAL



VERTICAL

RADIATED EMISSIONS

Marker	Frequency (GHz)	Meter Reading (dBuV)	Det	AF T863 (dB/m)	Amp/Cbl/Filtr/Pad (dB)	DC Corr (dB)	Corrected Reading (dBuV/m)	Avg Limit (dBuV/m)	Margin (dB)	Peak Limit (dBuV/m)	PK Margin (dB)	Azimuth (Degs)	Height (cm)	Polarity
1	* 1.221	29.57	PK2	28.3	-22.1	0	35.77	-	-	74	-38.23	114	265	H
	* 1.222	17.01	MAv1	28.3	-22	1.21	24.52	54	-29.48	-	-	114	265	H
2	* 1.135	30.81	PK2	27.6	-22.5	0	35.91	-	-	74	-38.09	280	357	V
	* 1.134	18.8	MAv1	27.6	-22.5	1.21	25.11	54	-28.89	-	-	280	357	V
3	* 3.915	39.51	PK2	33.4	-29.6	0	43.31	-	-	74	-30.69	2	380	H
	* 3.912	27.88	MAv1	33.4	-29.7	1.21	32.79	54	-21.21	-	-	2	380	H
4	* 4.289	40.88	PK2	33.6	-30.7	0	43.78	-	-	74	-30.22	153	302	V
	* 4.288	28.31	MAv1	33.6	-30.7	1.21	32.42	54	-21.58	-	-	153	302	V
5	9.875	34.92	PK2	37.3	-23.6	0	48.62	-	-	-	-	232	288	H
6	9.884	34.81	PK2	37.3	-23.6	0	48.51	-	-	-	-	119	287	V

* - indicates frequency in CFR47 Pt 15 / IC RSS-Restricted Band

PK2 - KDB558074 Method: Maximum Peak

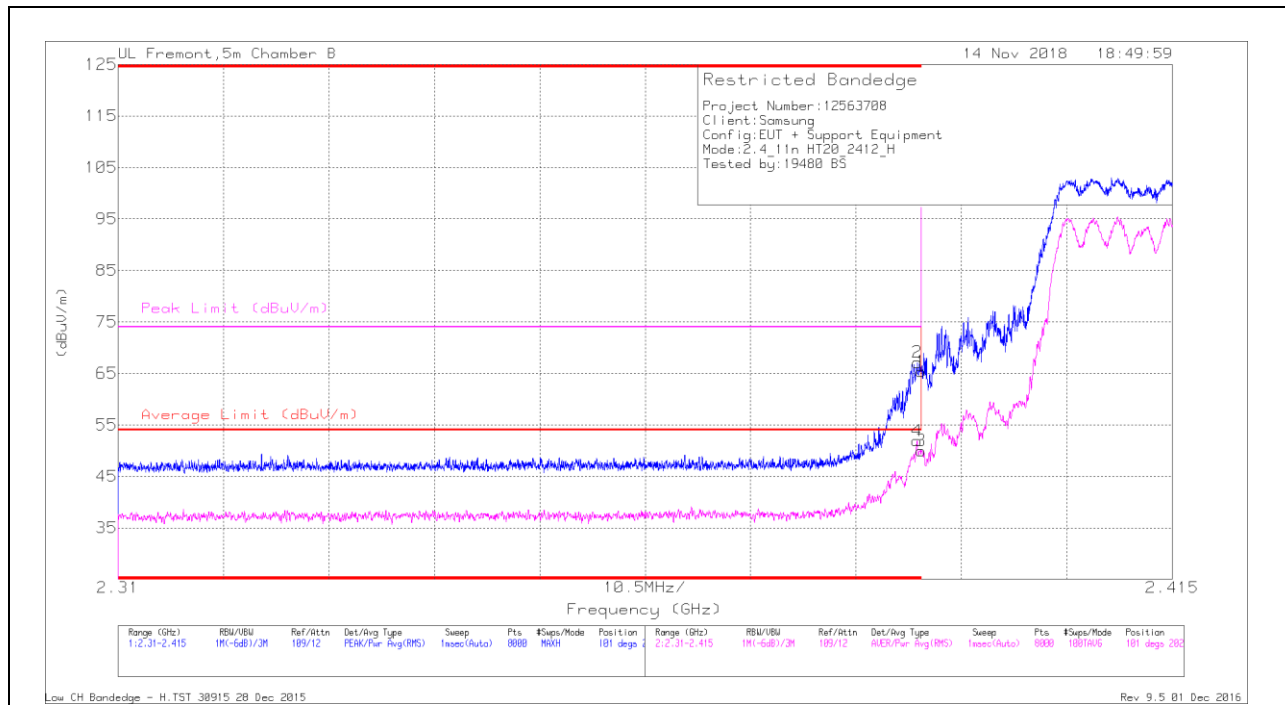
MAv1 - KDB558074 Option 1 Maximum RMS Average

10.1.3. TX ABOVE 1 GHz 802.11n HT20 MODE IN THE 2.4 GHz BAND

2TX Antenna 1 + Antenna 2 CDD MODE

BANDEDGE (LOW CHANNEL, CH 1)

HORIZONTAL RESULT



Trace Markers

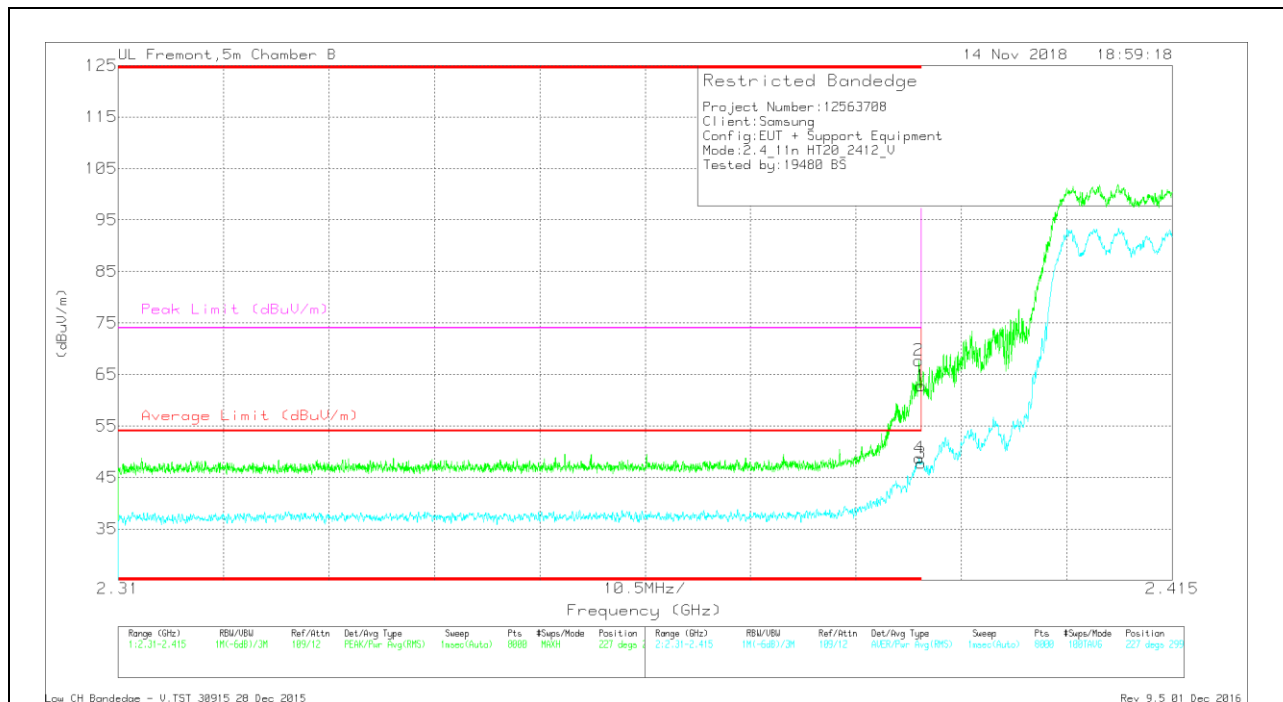
Marker	Frequency (GHz)	Meter Reading (dBuV)	Det	AF T863 (dB/m)	Amp/Cbl/Filtr/Pad (dB)	DC Corr (dB)	Corrected Reading (dBuV/m)	Average Limit (dBuV/m)	Margin (dB)	Peak Limit (dBuV/m)	PK Margin (dB)	Azimuth (Degs)	Height (cm)	Polarity
1	* 2.39	53.72	Pk	32.3	-20.7	0	65.32	-	-	74	-8.68	101	202	H
2	* 2.39	55.53	Pk	32.3	-20.7	0	67.13	-	-	74	-6.87	101	202	H
3	* 2.39	38.08	RMS	32.3	-20.7	.31	49.99	54	-4.01	-	-	101	202	H
4	* 2.39	39.98	RMS	32.3	-20.7	.31	51.89	54	-2.11	-	-	101	202	H

* - indicates frequency in CFR47 Pt 15 / IC RSS-Restricted Band

Pk - Peak detector

RMS - RMS detection

VERTICAL RESULT



Trace Markers

Marker	Frequency (GHz)	Meter Reading (dBuV)	Det	AF T863 (dB/m)	Amp/Cb/Filtr/Pad (dB)	DC Corr (dB)	Corrected Reading (dBuV/m)	Average Limit (dBuV/m)	Margin (dB)	Peak Limit (dBuV/m)	PK Margin (dB)	Azimuth (Degs)	Height (cm)	Polarity
1	* 2.39	51.2	Pk	32.3	-20.7	0	62.8	-	-	74	-11.2	227	299	V
2	* 2.39	56.14	Pk	32.3	-20.7	0	67.74	-	-	74	-6.26	227	299	V
3	* 2.39	35.82	RMS	32.3	-20.7	.31	47.73	54	-6.27	-	-	227	299	V
4	* 2.39	36.85	RMS	32.3	-20.7	.31	48.76	54	-5.24	-	-	227	299	V

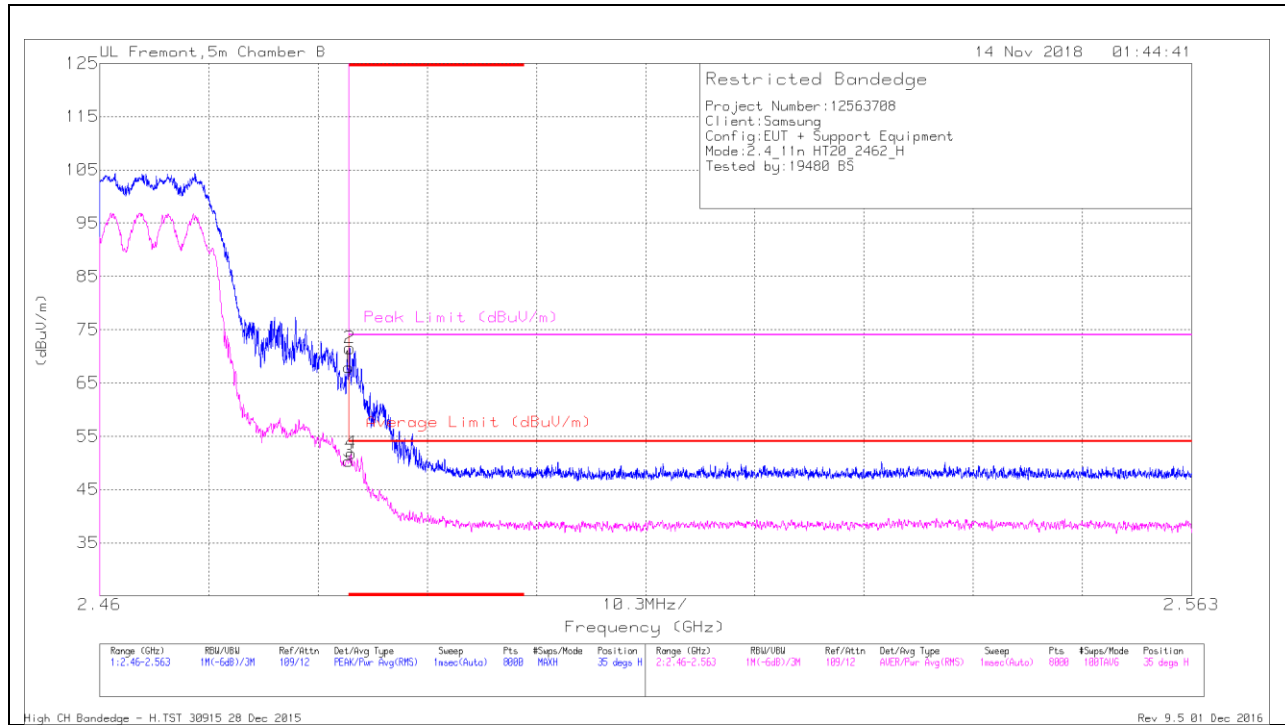
* - indicates frequency in CFR47 Pt 15 / IC RSS-Restricted Band

Pk - Peak detector

RMS - RMS detection

BANDEDGE (HIGH CHANNEL, CH 11)

HORIZONTAL RESULT



Trace Markers

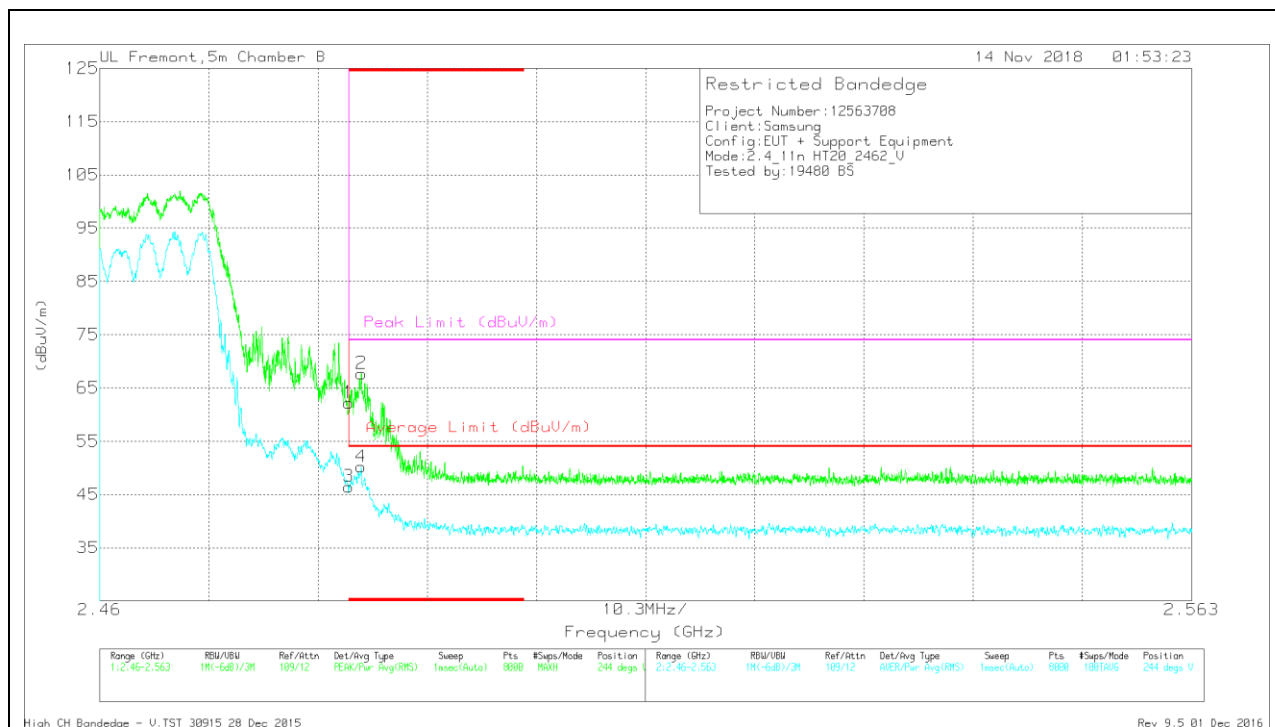
Marker	Frequency (GHz)	Meter Reading (dBuV)	Det	AF T863 (dB/m)	Amp/Cb/Fitr/Pad (dB)	DC Corr (dB)	Corrected Reading (dBuV/m)	Average Limit (dBuV/m)	Margin (dB)	Peak Limit (dBuV/m)	PK Margin (dB)	Azimuth (Degs)	Height (cm)	Polarity
1	* 2.484	55.62	Pk	32.6	-20.3	0	67.92	-	-	74	-6.08	35	187	H
2	* 2.484	59.24	Pk	32.6	-20.3	0	71.54	-	-	74	-2.46	35	187	H
3	* 2.484	37.69	RMS	32.6	-20.3	.31	50.3	54	-3.7	-	-	35	187	H
4	* 2.484	39.32	RMS	32.6	-20.4	.31	51.83	54	-2.17	-	-	35	187	H

* - indicates frequency in CFR47 Pt 15 / IC RSS-Restricted Band

Pk - Peak detector

RMS - RMS detection

VERTICAL RESULT



Trace Markers

Marker	Frequency (GHz)	Meter Reading (dBuV)	Det	AF T863 (dB/m)	Amp/Cb/Filtr/Pad (dB)	DC Corr (dB)	Corrected Reading (dBuV/m)	Average Limit (dBuV/m)	Margin (dB)	Peak Limit (dBuV/m)	PK Margin (dB)	Azimuth (Degs)	Height (cm)	Polarity
1	* 2.484	49.91	Pk	32.6	-20.3	0	62.21	-	-	74	-11.79	244	123	V
3	* 2.484	33.89	RMS	32.6	-20.3	.31	46.5	54	-7.5	-	-	244	123	V
2	* 2.485	55.51	Pk	32.6	-20.4	0	67.71	-	-	74	-6.29	244	123	V
4	* 2.485	37.7	RMS	32.6	-20.4	.31	50.21	54	-3.79	-	-	244	123	V

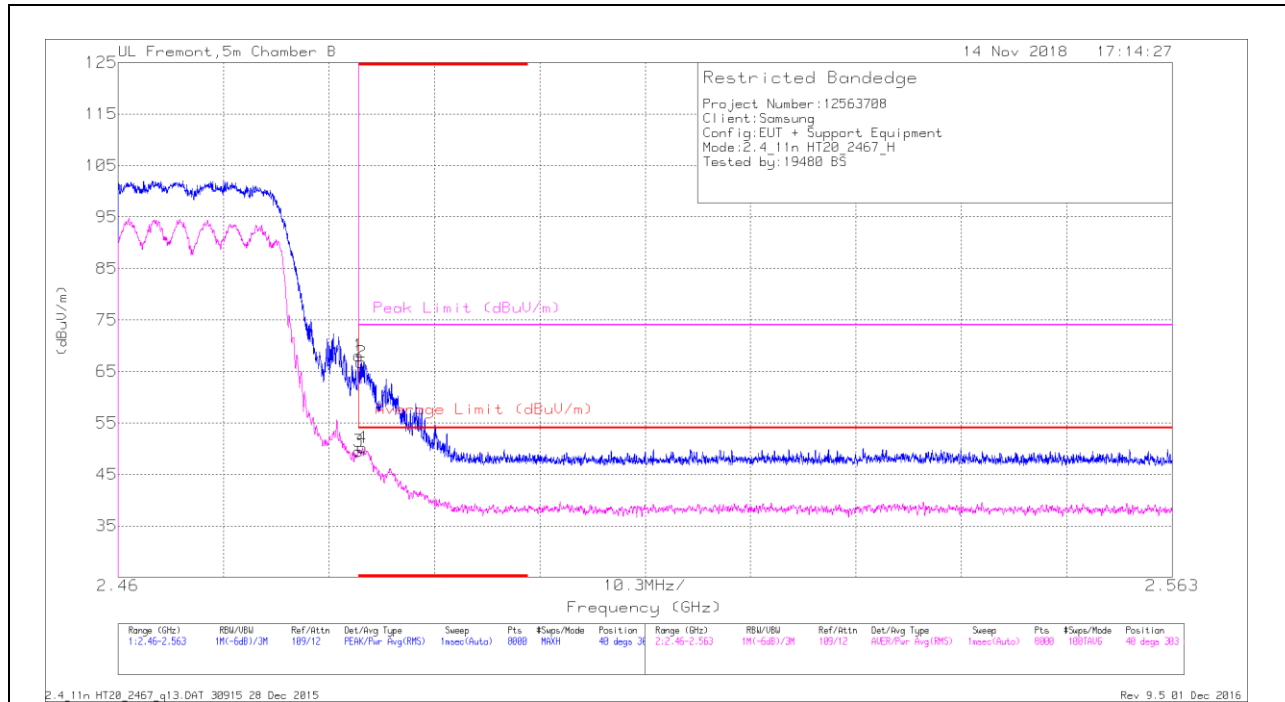
* - indicates frequency in CFR47 Pt 15 / IC RSS-Restricted Band

Pk - Peak detector

RMS - RMS detection

BANEDGE (HIGH CHANNEL, CH 12)

HORIZONTAL RESULT



Trace Markers

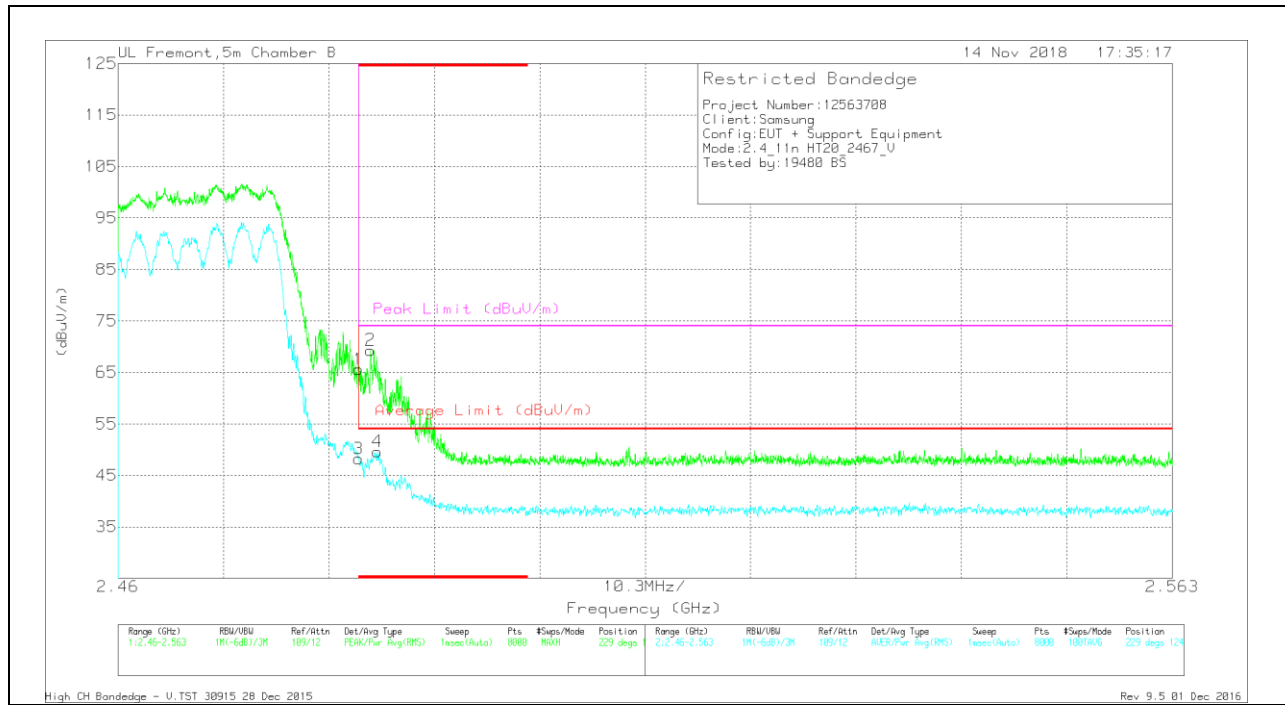
Marker	Frequency (GHz)	Meter Reading (dBuV)	Det	AF T863 (dB/m)	Amp/Cb/Filtr/Pad (dB)	DC Corr (dB)	Corrected Reading (dBuV/m)	Average Limit (dBuV/m)	Margin (dB)	Peak Limit (dBuV/m)	PK Margin (dB)	Azimuth (Degs)	Height (cm)	Polarity
1	* 2.484	55.78	Pk	32.6	-20.3	0	68.08	-	-	74	-5.92	40	303	H
2	* 2.484	54.58	Pk	32.6	-20.4	0	66.78	-	-	74	-7.22	40	303	H
3	* 2.484	36.91	RMS	32.6	-20.3	.31	49.52	54	-4.48	-	-	40	303	H
4	* 2.484	37.66	RMS	32.6	-20.4	.31	50.17	54	-3.83	-	-	40	303	H

* - indicates frequency in CFR47 Pt 15 / IC RSS-Restricted Band

Pk - Peak detector

RMS - RMS detection

VERTICAL RESULT



Trace Markers

Marker	Frequency (GHz)	Meter Reading (dBuV)	Det	AF T863 (dB/m)	Amp/Cb/Filtr/Pad (dB)	DC Corr (dB)	Corrected Reading (dBuV/m)	Average Limit (dBuV/m)	Margin (dB)	Peak Limit (dBuV/m)	PK Margin (dB)	Azimuth (Degs)	Height (cm)	Polarity
1	* 2.484	53.28	Pk	32.6	-20.3	0	65.58	-	-	74	-8.42	229	124	V
2	* 2.485	57.09	Pk	32.6	-20.4	0	69.29	-	-	74	-4.71	229	124	V
3	* 2.484	35.68	RMS	32.6	-20.3	.31	48.29	54	-5.71	-	-	229	124	V
4	* 2.485	37.13	RMS	32.6	-20.4	.31	49.64	54	-4.36	-	-	229	124	V

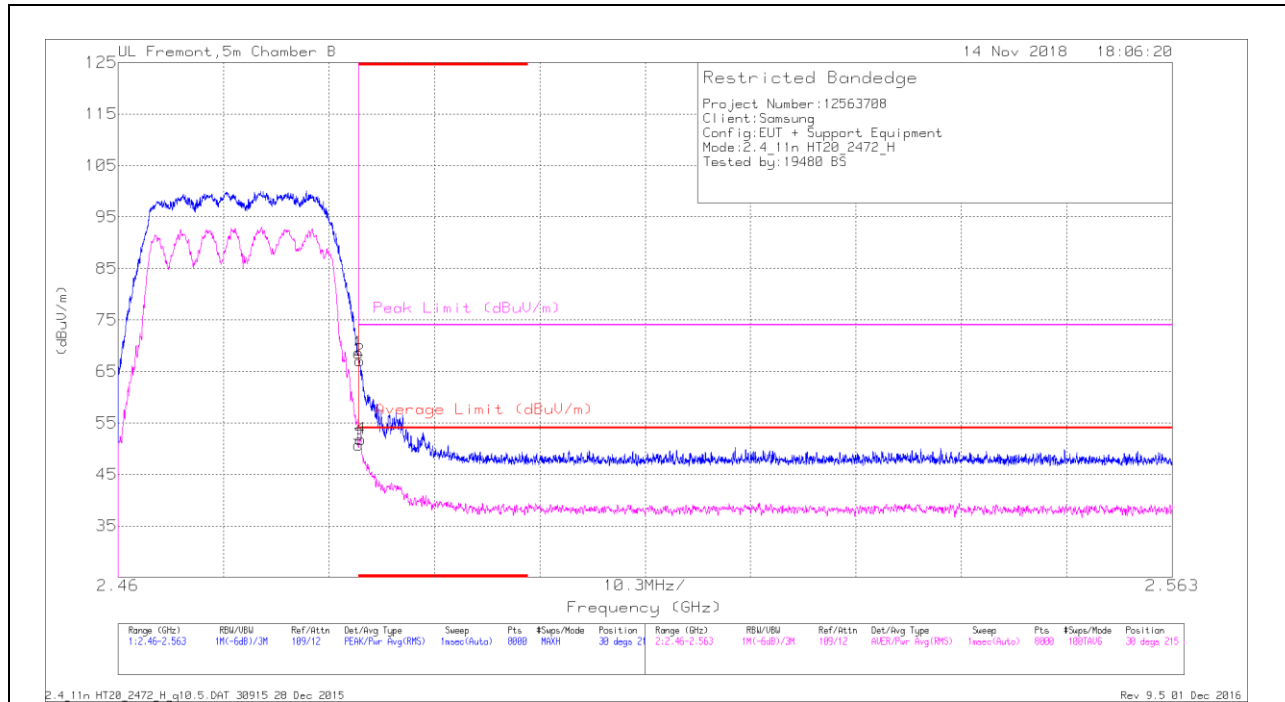
* - indicates frequency in CFR47 Pt 15 / IC RSS-Restricted Band

Pk - Peak detector

RMS - RMS detection

BANDEDGE (HIGH CHANNEL, CH 13)

HORIZONTAL RESULT



Trace Markers

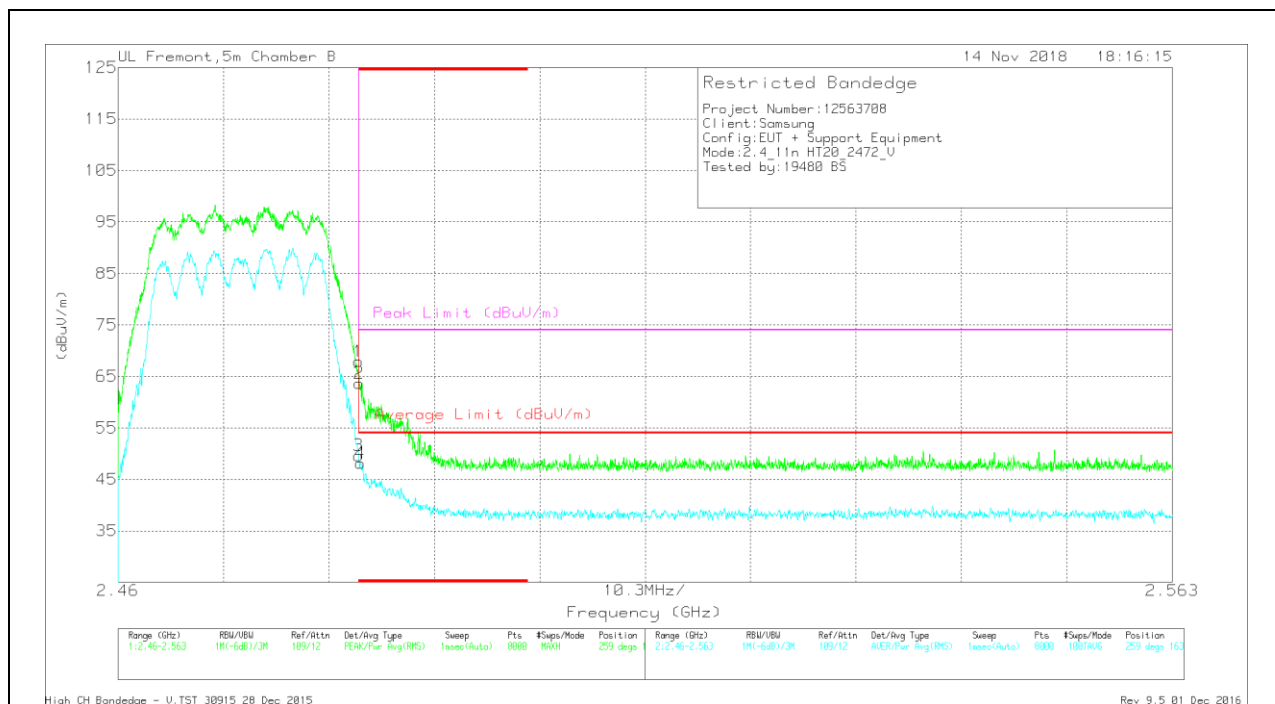
Marker	Frequency (GHz)	Meter Reading (dBuV)	Det	AF T863 (dB/m)	Amp/Cb/Filtr/Pad (dB)	DC Corr (dB)	Corrected Reading (dBuV/m)	Average Limit (dBuV/m)	Margin (dB)	Peak Limit (dBuV/m)	PK Margin (dB)	Azimuth (Degs)	Height (cm)	Polarity
1	* 2.484	56.3	Pk	32.6	-20.3	0	68.6	-	-	74	-5.4	30	215	H
2	* 2.484	54.82	Pk	32.6	-20.3	0	67.12	-	-	74	-6.88	30	215	H
3	* 2.484	38.11	RMS	32.6	-20.3	.31	50.72	54	-3.28	-	-	30	215	H
4	* 2.484	39.34	RMS	32.6	-20.4	.31	51.85	54	-2.15	-	-	30	215	H

* - indicates frequency in CFR47 Pt 15 / IC RSS-Restricted Band

Pk - Peak detector

RMS - RMS detection

VERTICAL RESULT



Trace Markers

Marker	Frequency (GHz)	Meter Reading (dBuV)	Det	AF T863 (dB/m)	Amp/Cb/Fltr/Pad (dB)	DC Corr (dB)	Corrected Reading (dBuV/m)	Average Limit (dBuV/m)	Margin (dB)	Peak Limit (dBuV/m)	PK Margin (dB)	Azimuth (Degs)	Height (cm)	Polarity
1	* 2.484	55.59	Pk	32.6	-20.3	0	67.89	-	-	74	-6.11	259	163	V
2	* 2.484	51.37	Pk	32.6	-20.3	0	63.67	-	-	74	-10.33	259	163	V
3	* 2.484	37.03	RMS	32.6	-20.3	.31	49.64	54	-4.36	-	-	259	163	V
4	* 2.484	35.64	RMS	32.6	-20.4	.31	48.15	54	-5.85	-	-	259	163	V

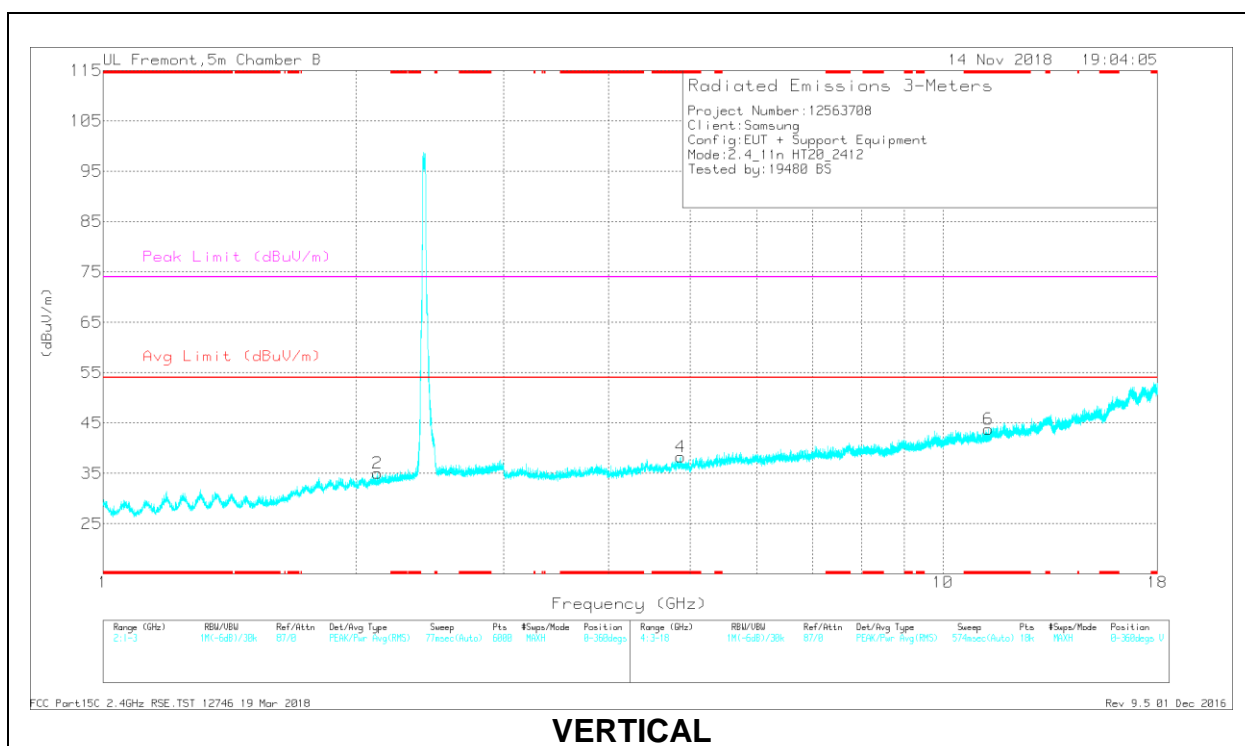
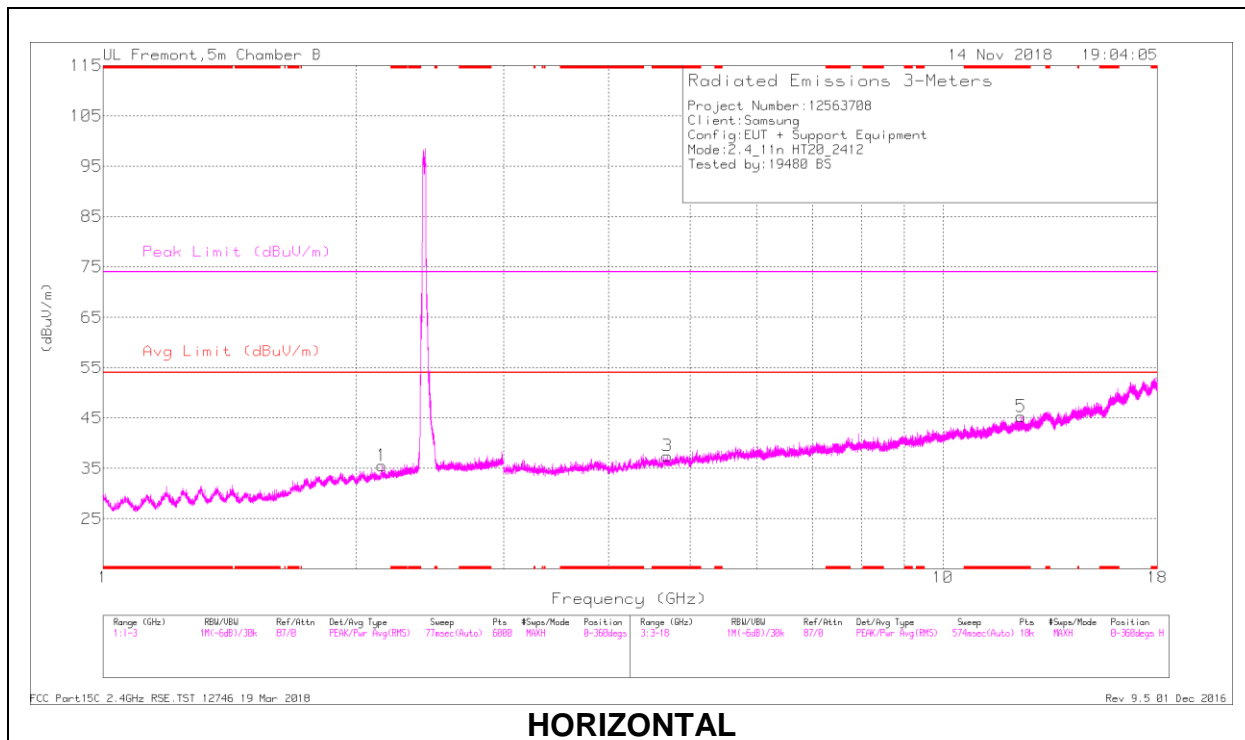
* - indicates frequency in CFR47 Pt 15 / IC RSS-Restricted Band

Pk - Peak detector

RMS - RMS detection

HARMONICS AND SPURIOUS EMISSIONS

LOW CHANNEL, CH 1 RESULTS



RADIATED EMISSIONS

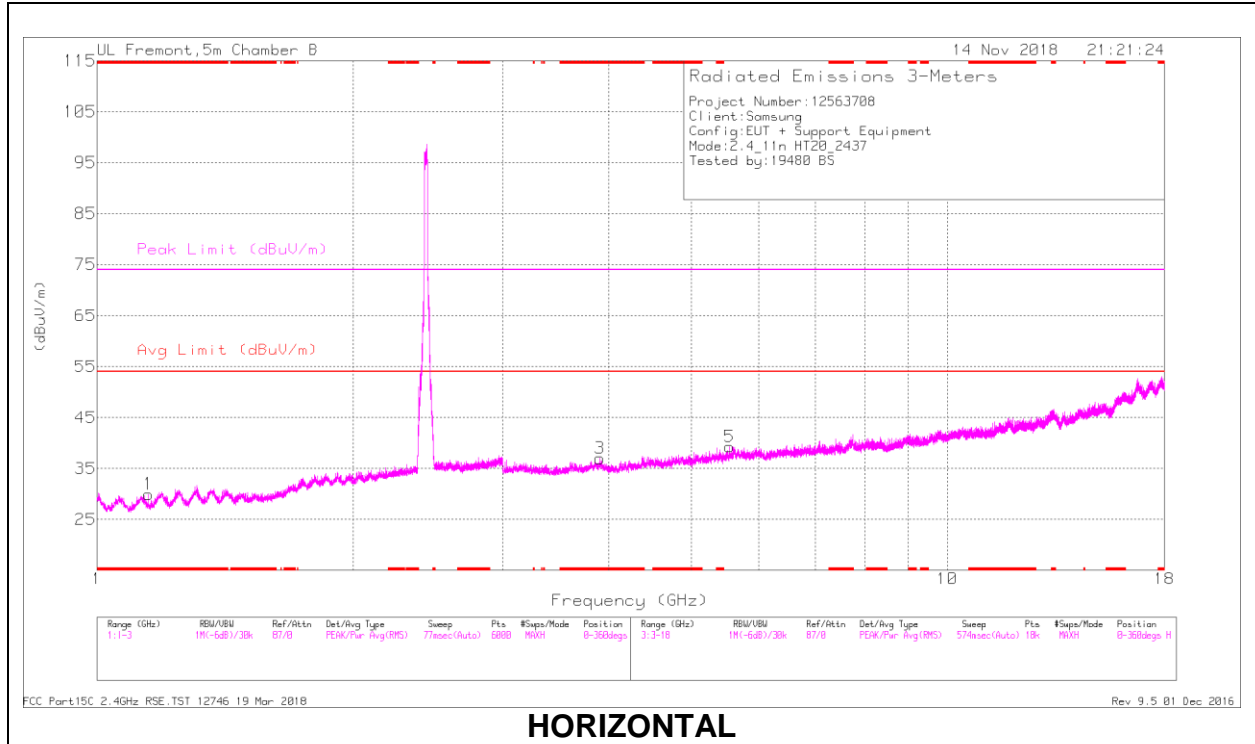
Marker	Frequency (GHz)	Meter Reading (dBuV)	Det	AF T863 (dB/m)	Amp/Cbl/Filtr/Pad (dB)	DC Corr (dB)	Corrected Reading (dBuV/m)	Avg Limit (dBuV/m)	Margin (dB)	Peak Limit (dBuV/m)	PK Margin (dB)	Azimuth (Degs)	Height (cm)	Polarity
3	* 4.696	38.44	PK2	34.2	-29.2	0	43.44	-	-	74	-30.56	320	188	H
	* 4.696	27.03	MAv1	34.2	-29.2	.31	32.34	54	-21.66	-	-	320	188	H
5	* 12.383	32.91	PK2	39	-21.7	0	50.21	-	-	74	-23.79	136	294	H
	* 12.383	21.48	MAv1	39	-21.7	.31	39.09	54	-14.91	-	-	136	294	H
4	* 4.875	39.55	PK2	34.3	-30.1	0	43.75	-	-	74	-30.25	185	319	V
	* 4.875	28.29	MAv1	34.3	-30.1	.31	32.8	54	-21.2	-	-	185	319	V
6	* 11.329	33.32	PK2	38.3	-22.5	0	49.12	-	-	74	-24.88	300	379	V
	* 11.327	21.69	MAv1	38.3	-22.5	.31	37.8	54	-16.2	-	-	300	379	V
2	2.121	29.45	PK2	31.2	-20.8	0	39.85	-	-	-	-	62	228	V
1	2.149	30.16	PK2	31.3	-20.5	0	40.96	-	-	-	-	311	339	H

* - indicates frequency in CFR47 Pt 15 / IC RSS-Restricted Band

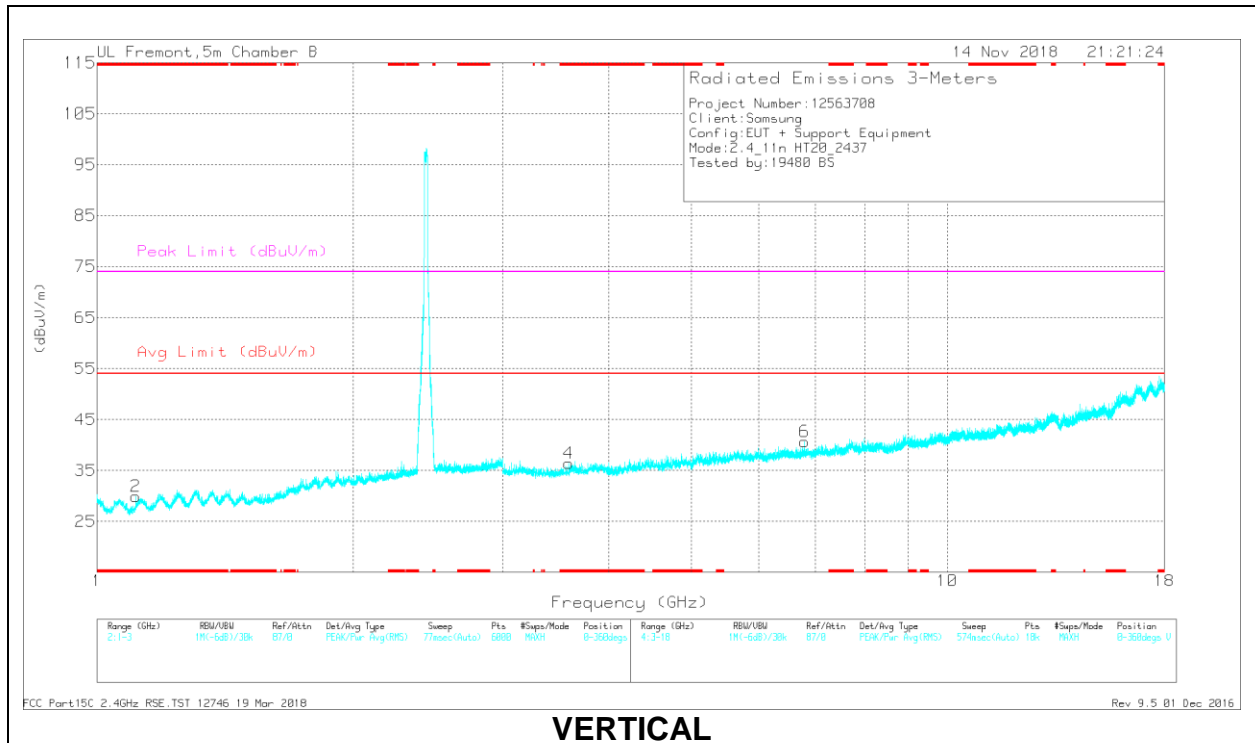
PK2 - KDB558074 Method: Maximum Peak

MAv1 - KDB558074 Option 1 Maximum RMS Average

MID CHANNEL, CH 6 RESULTS



HORIZONTAL



VERTICAL

RADIATED EMISSIONS

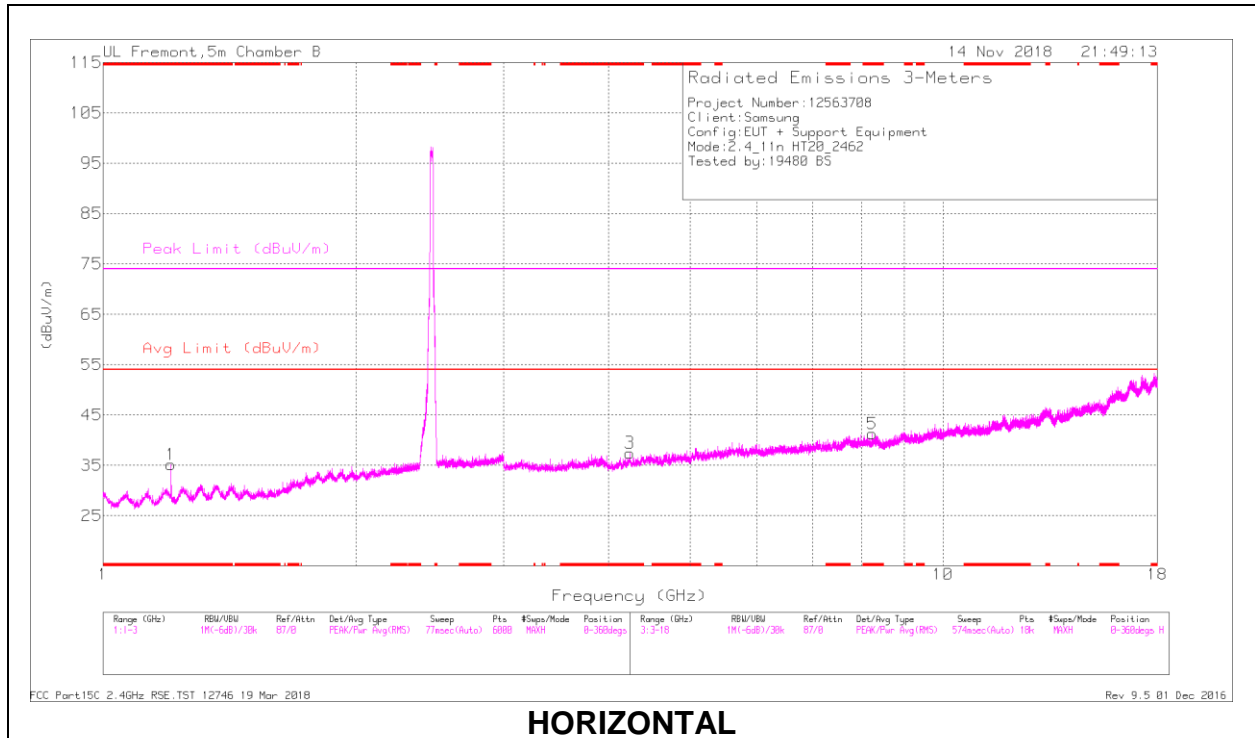
Marker	Frequency (GHz)	Meter Reading (dBuV)	Det	AF T863 (dB/m)	Amp/Cbl/Filtr/Pad (dB)	DC Corr (dB)	Corrected Reading (dBuV/m)	Avg Limit (dBuV/m)	Margin (dB)	Peak Limit (dBuV/m)	PK Margin (dB)	Azimuth (Degs)	Height (cm)	Polarity
1	* 1.151	29.32	PK2	27.7	-22.4	0	34.62	-	-	74	-39.38	303	358	H
	* 1.149	17.53	MAv1	27.7	-22.4	.31	23.14	54	-30.86	-	-	303	358	H
2	* 1.113	30.58	PK2	27.4	-22.6	0	35.38	-	-	74	-38.62	118	350	V
	* 1.114	18.43	MAv1	27.4	-22.6	.31	23.54	54	-30.46	-	-	118	350	V
3	* 3.901	39.08	PK2	33.4	-29.6	0	42.88	-	-	74	-31.12	233	257	H
	* 3.9	27.7	MAv1	33.4	-29.6	.31	31.81	54	-22.19	-	-	233	257	H
4	* 3.586	40.11	PK2	33.2	-31	0	42.31	-	-	74	-31.69	82	353	V
	* 3.586	27.97	MAv1	33.2	-31	.31	30.48	54	-23.52	-	-	82	353	V
5	5.542	38.69	PK2	35.4	-29.8	0	44.29	-	-	-	-	183	104	H
6	6.788	37.79	PK2	35.9	-27.2	0	46.49	-	-	-	-	3	151	V

* - indicates frequency in CFR47 Pt 15 / IC RSS-Restricted Band

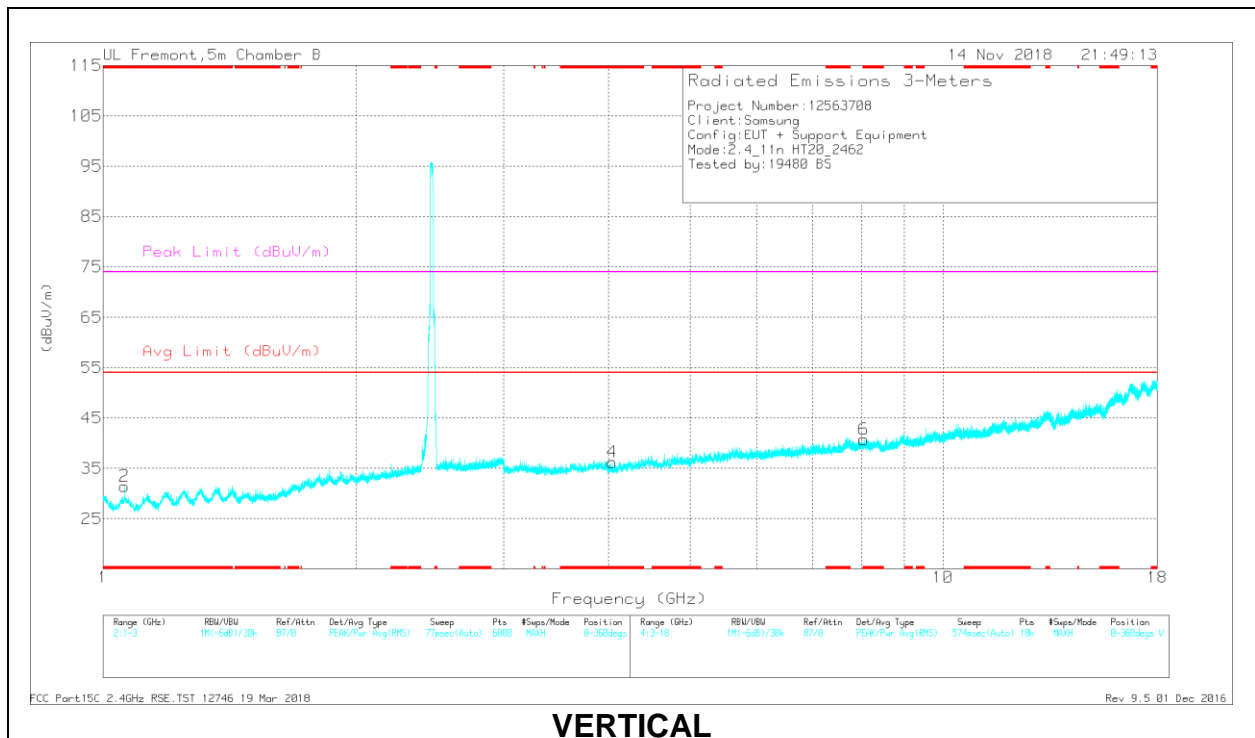
PK2 - KDB558074 Method: Maximum Peak

MAv1 - KDB558074 Option 1 Maximum RMS Average

HIGH CHANNEL, CH 11 RESULTS



HORIZONTAL



VERTICAL

RADIATED EMISSIONS

Marker	Frequency (GHz)	Meter Reading (dBuV)	Det	AF T863 (dB/m)	Amp/Cbl/Filtr/Pad (dB)	DC Corr (dB)	Corrected Reading (dBuV/m)	Avg Limit (dBuV/m)	Margin (dB)	Peak Limit (dBuV/m)	PK Margin (dB)	Azimuth (Degs)	Height (cm)	Polarity
1	* 1.206	29.55	PK2	28.2	-22.1	0	35.65	-	-	74	-38.35	149	231	H
	* 1.203	17.64	MAv1	28.2	-22.2	.31	23.95	54	-30.05	-	-	149	231	H
2	* 1.059	31.52	PK2	27.4	-23	0	35.92	-	-	74	-38.08	155	296	V
	* 1.061	19.44	MAv1	27.4	-22.8	.31	24.35	54	-29.65	-	-	155	296	V
3	* 4.237	38.96	PK2	33.6	-29.6	0	42.96	-	-	74	-31.04	153	241	H
	* 4.238	27.46	MAv1	33.6	-29.6	.31	31.77	54	-22.23	-	-	153	241	H
5	* 8.24	35.25	PK2	36.5	-25.8	0	45.95	-	-	74	-28.05	289	344	H
	* 8.239	24.05	MAv1	36.5	-25.7	.31	35.16	54	-18.84	-	-	289	344	H
4	* 4.042	39.37	PK2	33.4	-30.6	0	42.17	-	-	74	-31.83	266	213	V
	* 4.043	27.7	MAv1	33.4	-30.6	.31	30.81	54	-23.19	-	-	266	213	V
6	* 8.049	36.2	PK2	36.4	-25.8	0	46.8	-	-	74	-27.2	59	342	V
	* 8.052	24.4	MAv1	36.4	-25.7	.31	35.41	54	-18.59	-	-	59	342	V

* - indicates frequency in CFR47 Pt 15 / IC RSS-Restricted Band

PK2 - KDB558074 Method: Maximum Peak

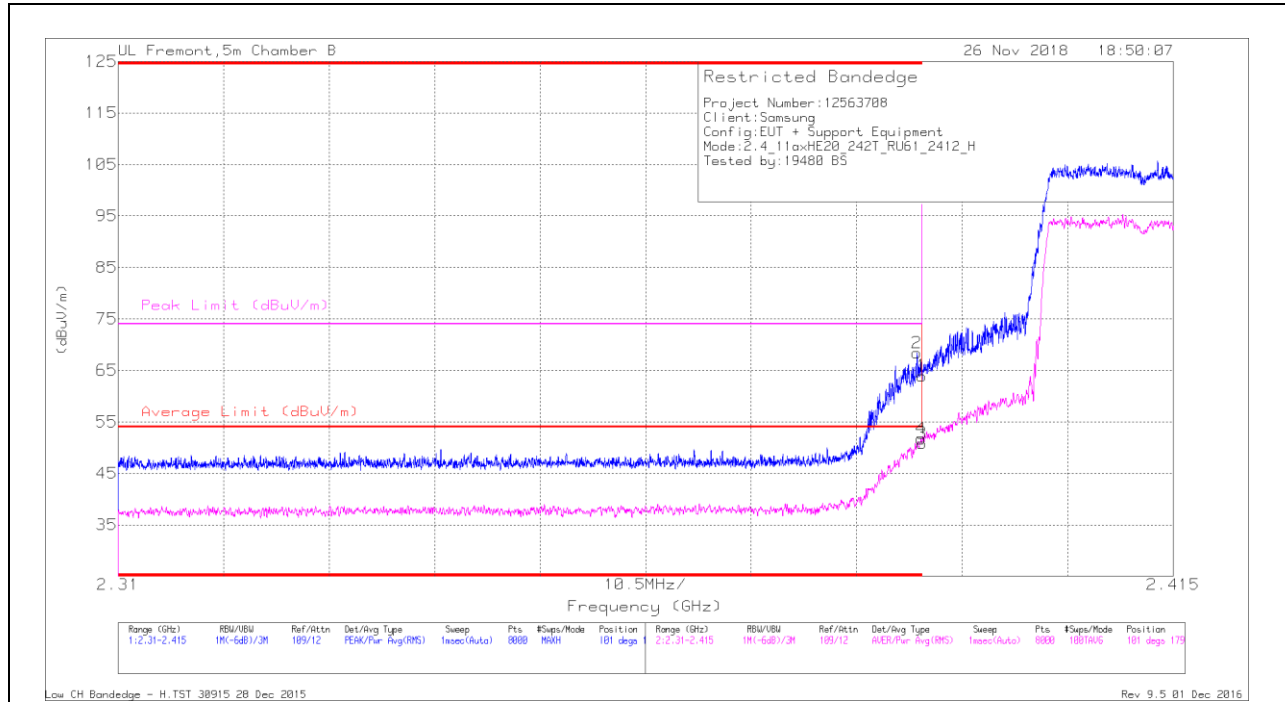
MAv1 - KDB558074 Option 1 Maximum RMS Average

10.1.4. TX ABOVE 1 GHz 802.11ax HE20 MODE IN THE 2.4 GHz BAND

2TX Antenna 1 + Antenna 2 OFDMA MODE: 242-Tones, RU index 61

BANDEDGE (LOW CHANNEL, CH 1)

HORIZONTAL RESULT



Trace Markers

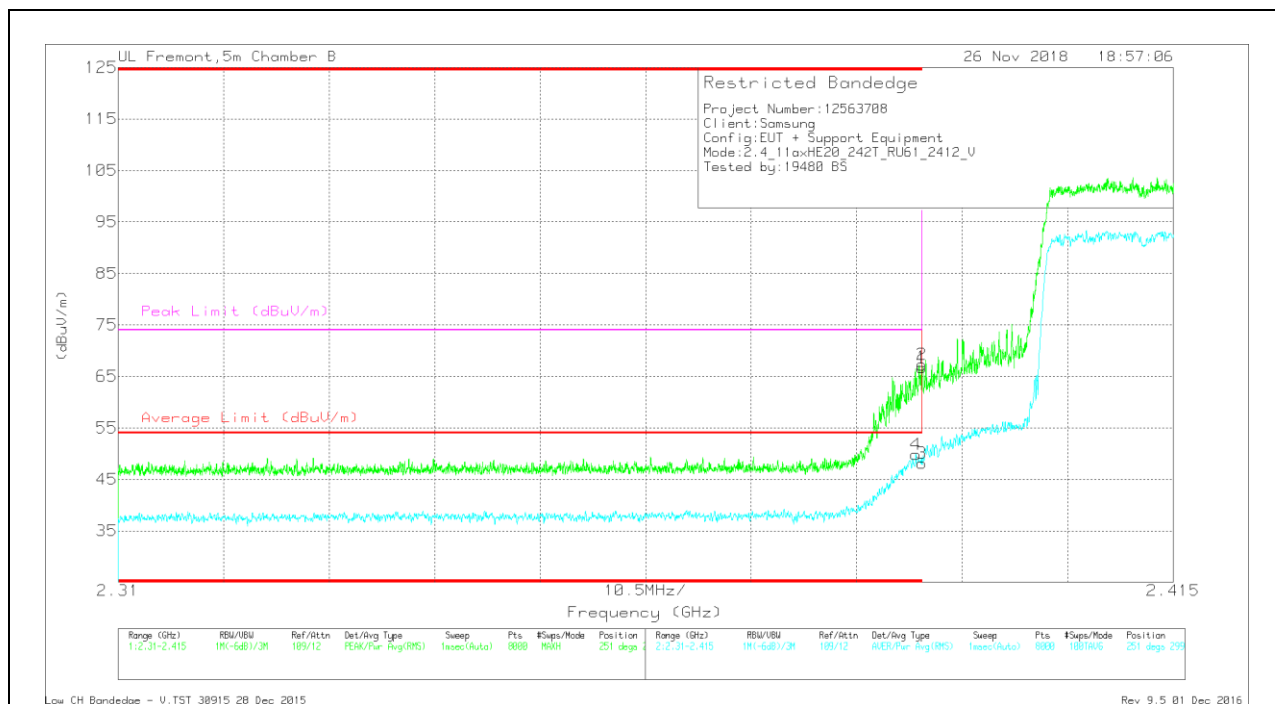
Marker	Frequency (GHz)	Meter Reading (dBuV)	Det	AF T863 (dB/m)	Amp/Cbl/Filtr/Pad (dB)	DC Corr (dB)	Corrected Reading (dBuV/m)	Average Limit (dBuV/m)	Margin (dB)	Peak Limit (dBuV/m)	PK Margin (dB)	Azimuth (Degs)	Height (cm)	Polarity
1	* 2.39	52.33	Pk	32.3	-20.7	0	63.93	-	-	74	-10.07	101	179	H
2	* 2.389	56.78	Pk	32.3	-20.7	0	68.38	-	-	74	-5.62	101	179	H
3	* 2.39	38.6	RMS	32.3	-20.7	.68	50.88	54	-3.12	-	-	101	179	H
4	* 2.39	39.51	RMS	32.3	-20.7	.68	51.79	54	-2.21	-	-	101	179	H

* - indicates frequency in CFR47 Pt 15 / IC RSS-Restricted Band

Pk - Peak detector

RMS - RMS detection

VERTICAL RESULT



Trace Markers

Marker	Frequency (GHz)	Meter Reading (dBuV)	Det	AFT863 (dB/m)	Amp/Cbi/Fitr/Pad (dB)	DC Corr (dB)	Corrected Reading (dBuV/m)	Average Limit (dBuV/m)	Margin (dB)	Peak Limit (dBuV/m)	PK Margin (dB)	Azimuth (Degs)	Height (cm)	Polarity
1	* 2.39	55.14	Pk	32.3	-20.7	0	66.74	-	-	74	-7.26	251	299	V
2	* 2.39	55.67	Pk	32.3	-20.7	0	67.27	-	-	74	-6.73	251	299	V
3	* 2.39	35.9	RMS	32.3	-20.7	.68	48.18	54	-5.82	-	-	251	299	V
4	* 2.389	37.7	RMS	32.3	-20.8	.68	49.88	54	-4.12	-	-	251	299	V

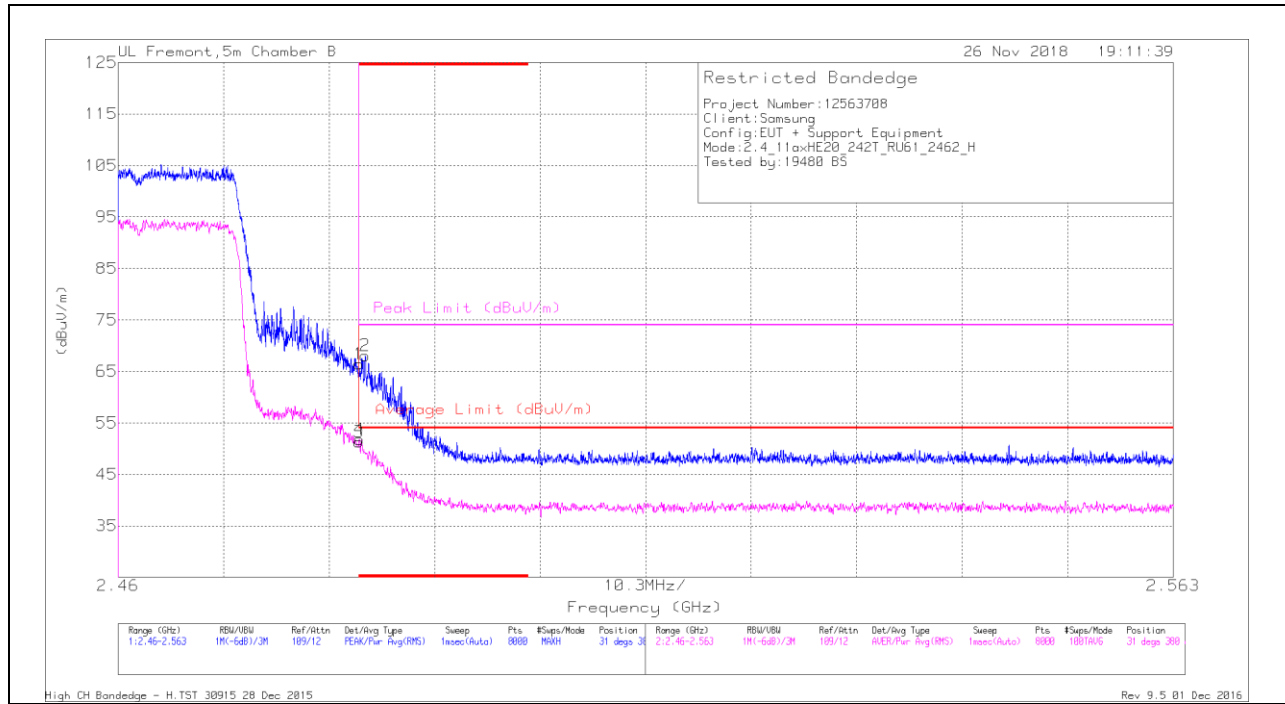
* - indicates frequency in CFR47 Pt 15 / IC RSS-Restricted Band

Pk - Peak detector

RMS - RMS detection

BANDEDGE (HIGH CHANNEL, CH 11)

HORIZONTAL RESULT



Trace Markers

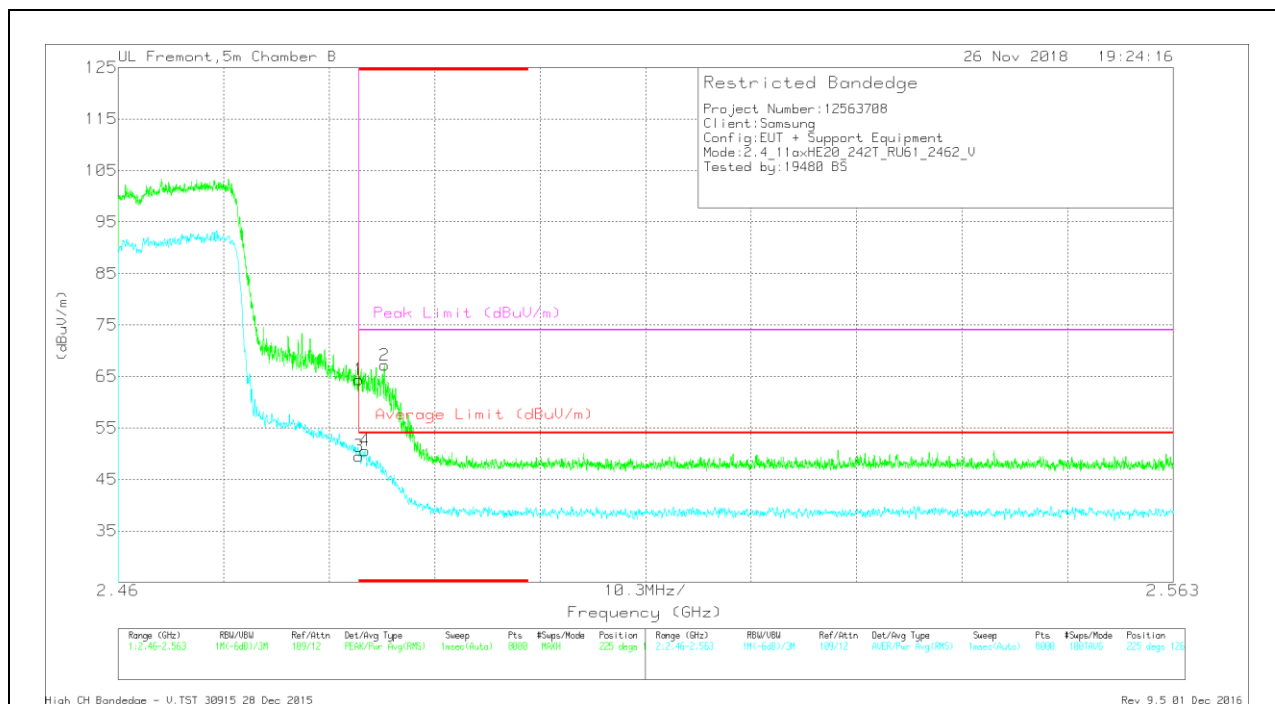
Marker	Frequency (GHz)	Meter Reading (dBuV)	Det	AF T863 (dB/m)	Amp/Cbl/Filtr/Pad (dB)	DC Corr (dB)	Corrected Reading (dBuV/m)	Average Limit (dBuV/m)	Margin (dB)	Peak Limit (dBuV/m)	PK Margin (dB)	Azimuth (Degs)	Height (cm)	Polarity
1	* 2.484	54.13	Pk	32.6	-20.3	0	66.43	-	-	74	-7.57	31	380	H
2	* 2.484	55.86	Pk	32.6	-20.4	0	68.06	-	-	74	-5.94	31	380	H
3	* 2.484	38.33	RMS	32.6	-20.3	.68	51.31	54	-2.69	-	-	31	380	H
4	* 2.484	38.82	RMS	32.6	-20.3	.68	51.8	54	-2.2	-	-	31	380	H

* - indicates frequency in CFR47 Pt 15 / IC RSS-Restricted Band

Pk - Peak detector

RMS - RMS detection

VERTICAL RESULT



Trace Markers

Marker	Frequency (GHz)	Meter Reading (dBuV)	Det	AFT863 (dB/m)	Amp/Cbi/Fitr/Pad (dB)	DC Corr (dB)	Corrected Reading (dBuV/m)	Average Limit (dBuV/m)	Margin (dB)	Peak Limit (dBuV/m)	PK Margin (dB)	Azimuth (Degs)	Height (cm)	Polarity
1	* 2.484	52.09	Pk	32.6	-20.3	0	64.39	-	-	74	-9.61	225	126	V
2	* 2.486	54.99	Pk	32.6	-20.4	0	67.19	-	-	74	-6.81	225	126	V
3	* 2.484	36.55	RMS	32.6	-20.3	.68	49.53	54	-4.47	-	-	225	126	V
4	* 2.484	37.76	RMS	32.6	-20.4	.68	50.64	54	-3.36	-	-	225	126	V

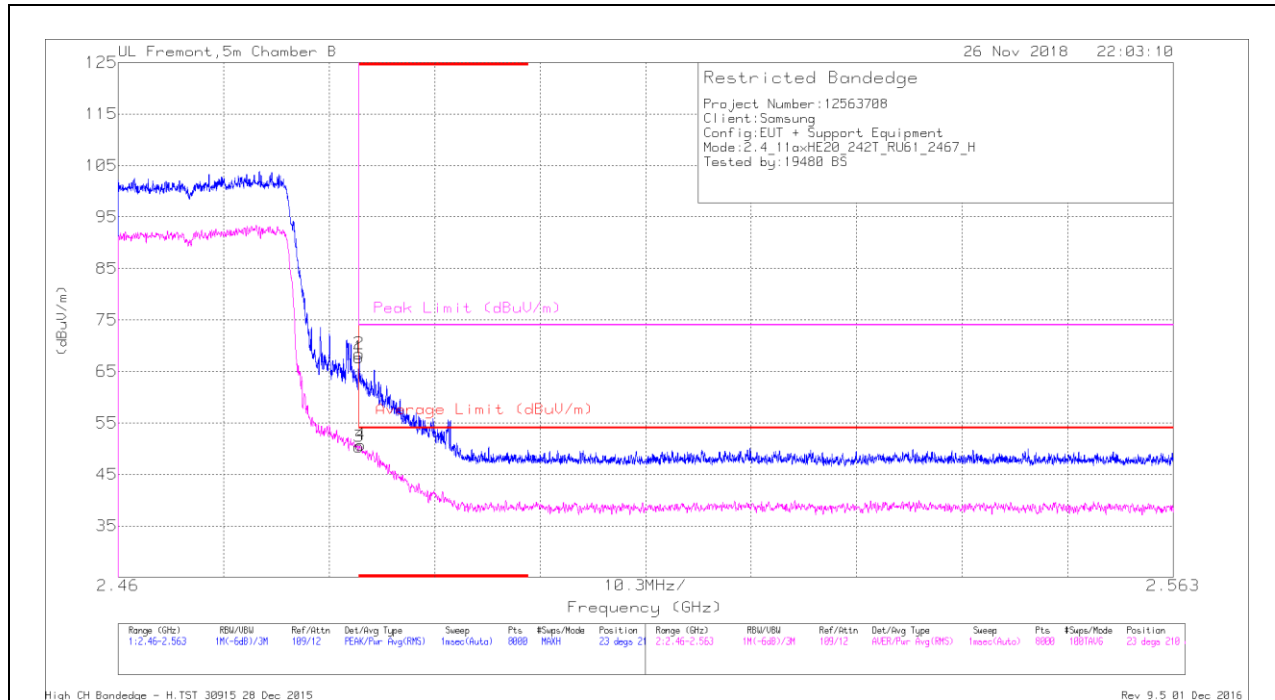
* - indicates frequency in CFR47 Pt 15 / IC RSS-Restricted Band

Pk - Peak detector

RMS - RMS detection

BANDEDGE (HIGH CHANNEL, CH 12)

HORIZONTAL RESULT



Trace Markers

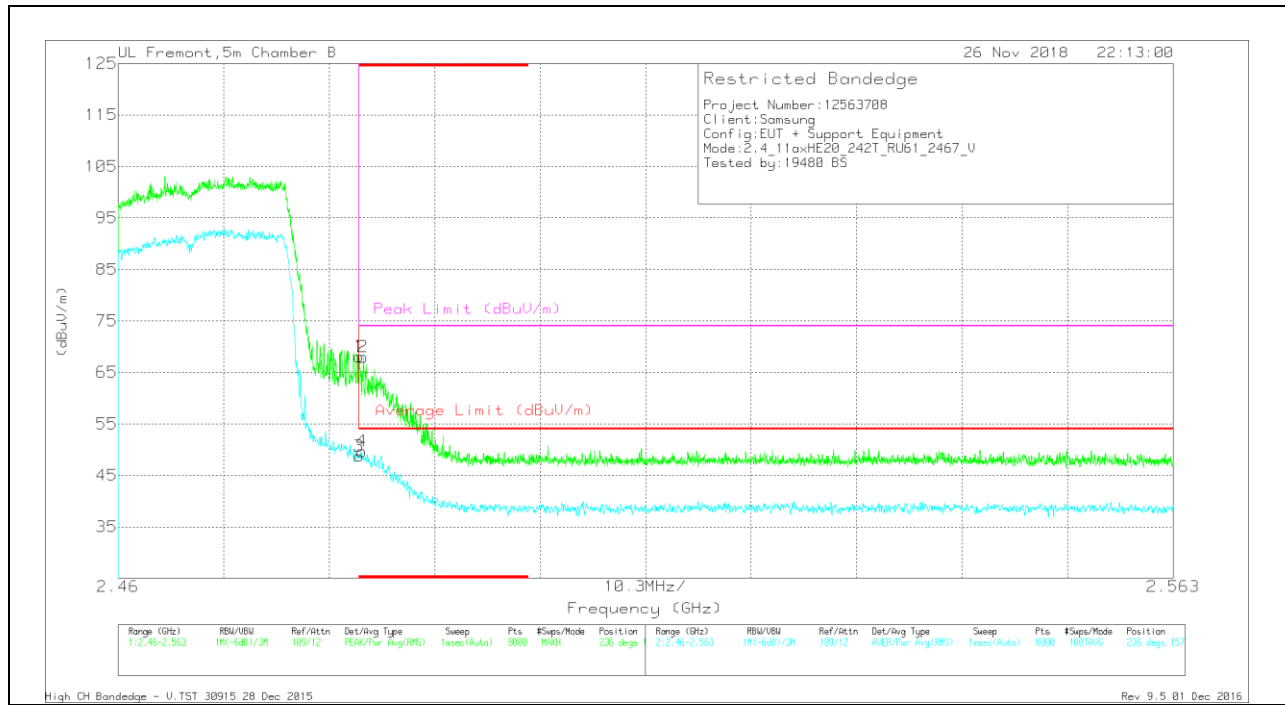
Marker	Frequency (GHz)	Meter Reading (dBuV)	Det	AF T863 (dB/m)	Amp/Cb/Filtr/Pad (dB)	DC Corr (dB)	Corrected Reading (dBuV/m)	Average Limit (dBuV/m)	Margin (dB)	Peak Limit (dBuV/m)	PK Margin (dB)	Azimuth (Degs)	Height (cm)	Polarity
1	* 2.484	55.42	Pk	32.6	-20.3	0	67.72	-	-	74	-6.28	23	210	H
2	* 2.484	56.14	Pk	32.6	-20.3	0	68.44	-	-	74	-5.56	23	210	H
3	* 2.484	37.46	RMS	32.6	-20.3	.68	50.44	54	-3.56	-	-	23	210	H
4	* 2.484	37.91	RMS	32.6	-20.4	.68	50.79	54	-3.21	-	-	23	210	H

* - indicates frequency in CFR47 Pt 15 / IC RSS-Restricted Band

Pk - Peak detector

RMS - RMS detection

VERTICAL RESULT



Trace Markers

Marker	Frequency (GHz)	Meter Reading (dBuV)	Det	AF T863 (dB/m)	Amp/Cb/Filtr/Pad (dB)	DC Corr (dB)	Corrected Reading (dBuV/m)	Average Limit (dBuV/m)	Margin (dB)	Peak Limit (dBuV/m)	PK Margin (dB)	Azimuth (Degs)	Height (cm)	Polarity
1	* 2.484	55.78	Pk	32.6	-20.3	0	68.08	-	-	74	-5.92	236	157	V
2	* 2.484	55.79	Pk	32.6	-20.4	0	67.99	-	-	74	-6.01	236	157	V
3	* 2.484	35.78	RMS	32.6	-20.3	.68	48.76	54	-5.24	-	-	236	157	V
4	* 2.484	36.82	RMS	32.6	-20.4	.68	49.7	54	-4.3	-	-	236	157	V

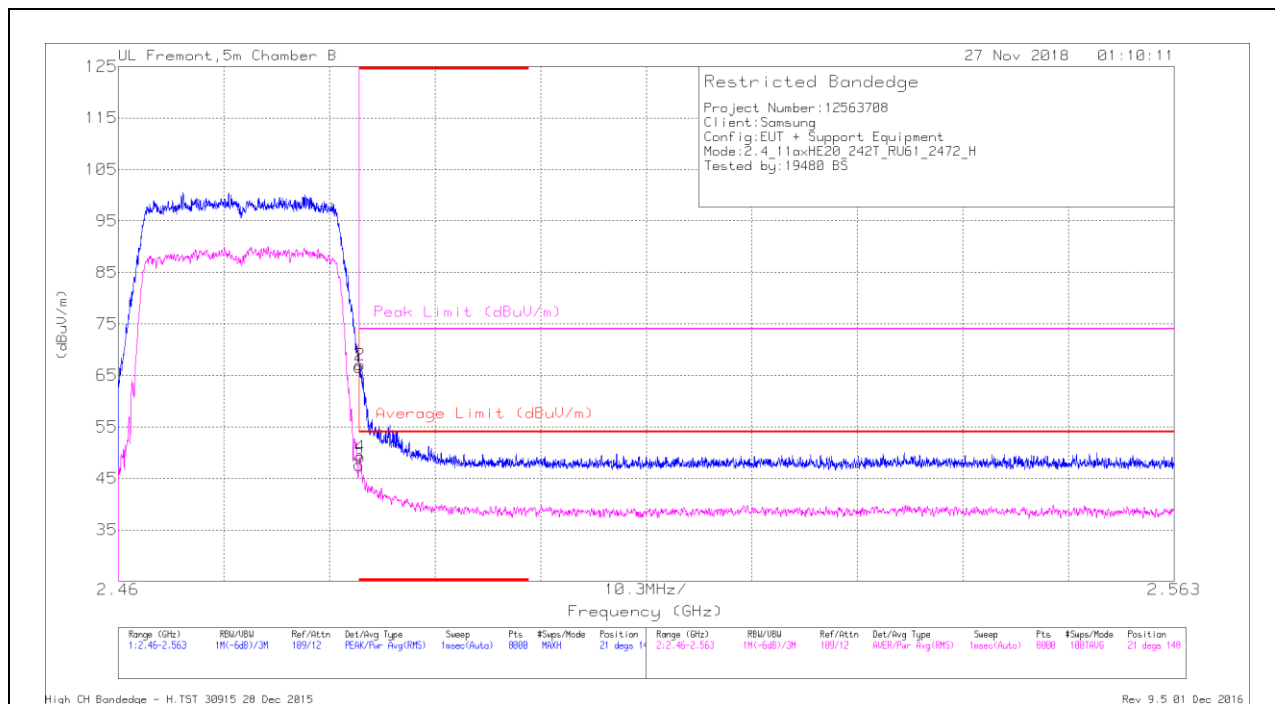
* - indicates frequency in CFR47 Pt 15 / IC RSS-Restricted Band

Pk - Peak detector

RMS - RMS detection

BANDEDGE (HIGH CHANNEL, CH 13)

HORIZONTAL RESULT



Trace Markers

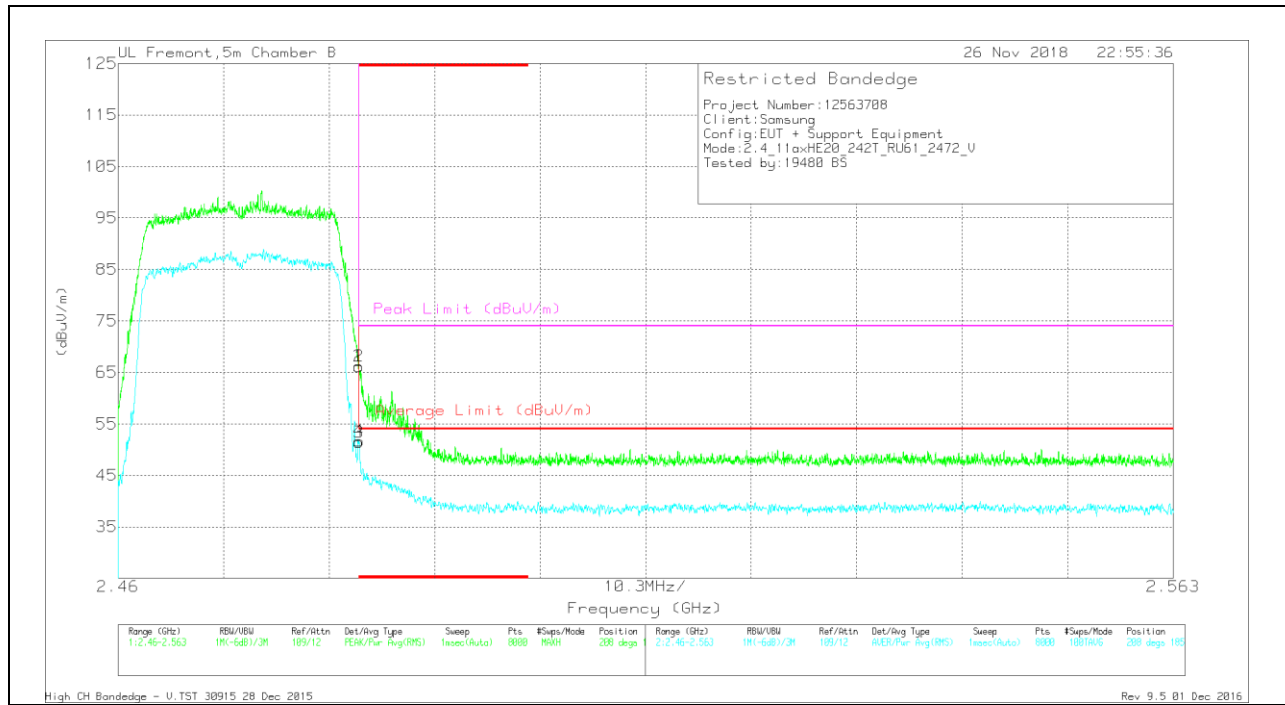
Marker	Frequency (GHz)	Meter Reading (dBuV)	Det	AF T863 (dB/m)	Amp/Cb/Filtr/Pad (dB)	DC Corr (dB)	Corrected Reading (dBuV/m)	Average Limit (dBuV/m)	Margin (dB)	Peak Limit (dBuV/m)	PK Margin (dB)	Azimuth (Degs)	Height (cm)	Polarity
1	* 2.484	54.36	Pk	32.6	-20.3	0	66.66	-	-	74	-7.34	21	148	H
2	* 2.484	54.74	Pk	32.6	-20.3	0	67.04	-	-	74	-6.96	21	148	H
3	* 2.484	34.66	RMS	32.6	-20.3	.68	47.64	54	-6.36	-	-	21	148	H
4	* 2.484	36.29	RMS	32.6	-20.3	.68	49.27	54	-4.73	-	-	21	148	H

* - indicates frequency in CFR47 Pt 15 / IC RSS-Restricted Band

Pk - Peak detector

RMS - RMS detection

VERTICAL RESULT



Trace Markers

Marker	Frequency (GHz)	Meter Reading (dBuV)	Det	AF T863 (dB/m)	Amp/Cb/Fltr/Pad (dB)	DC Corr (dB)	Corrected Reading (dBuV/m)	Average Limit (dBuV/m)	Margin (dB)	Peak Limit (dBuV/m)	PK Margin (dB)	Azimuth (Degs)	Height (cm)	Polarity
1	* 2.484	53.84	Pk	32.6	-20.3	0	66.14	-	-	74	-7.86	208	185	V
2	* 2.484	53.87	Pk	32.6	-20.3	0	66.17	-	-	74	-7.83	208	185	V
3	* 2.484	38.48	RMS	32.6	-20.3	.68	51.46	54	-2.54	-	-	208	185	V
4	* 2.484	38.7	RMS	32.6	-20.3	.68	51.68	54	-2.32	-	-	208	185	V

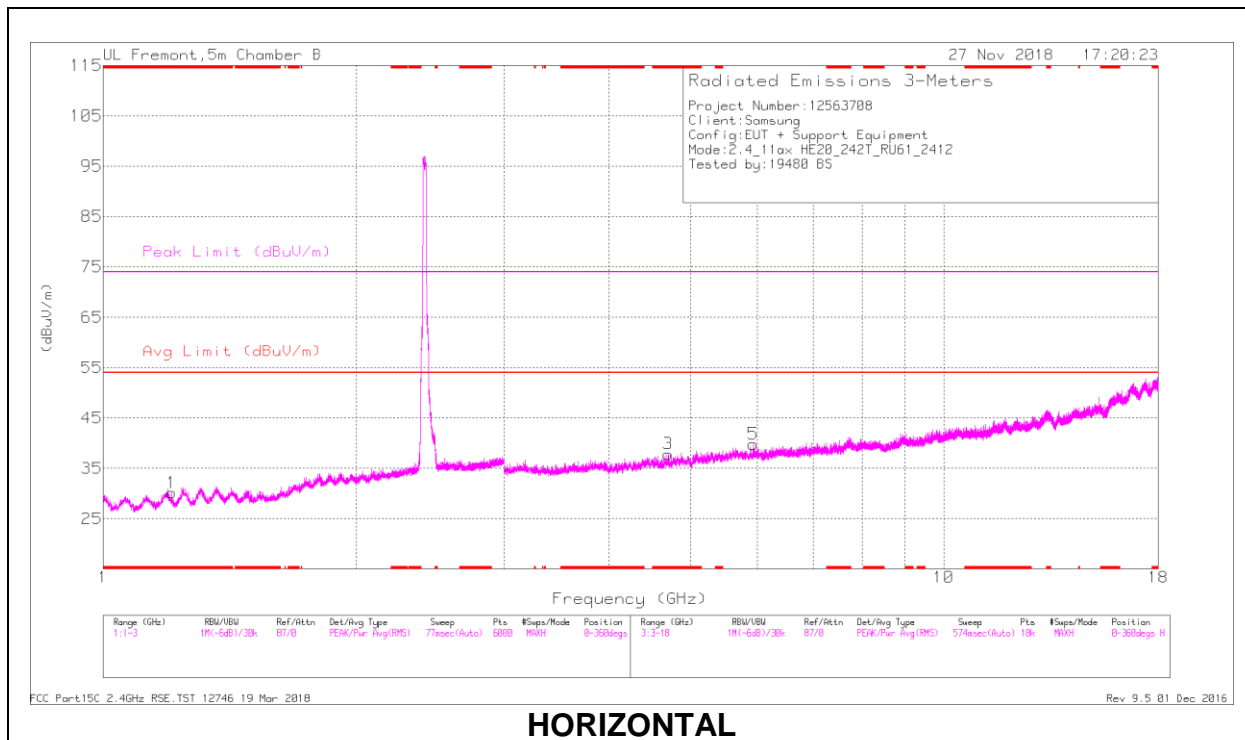
* - indicates frequency in CFR47 Pt 15 / IC RSS-Restricted Band

Pk - Peak detector

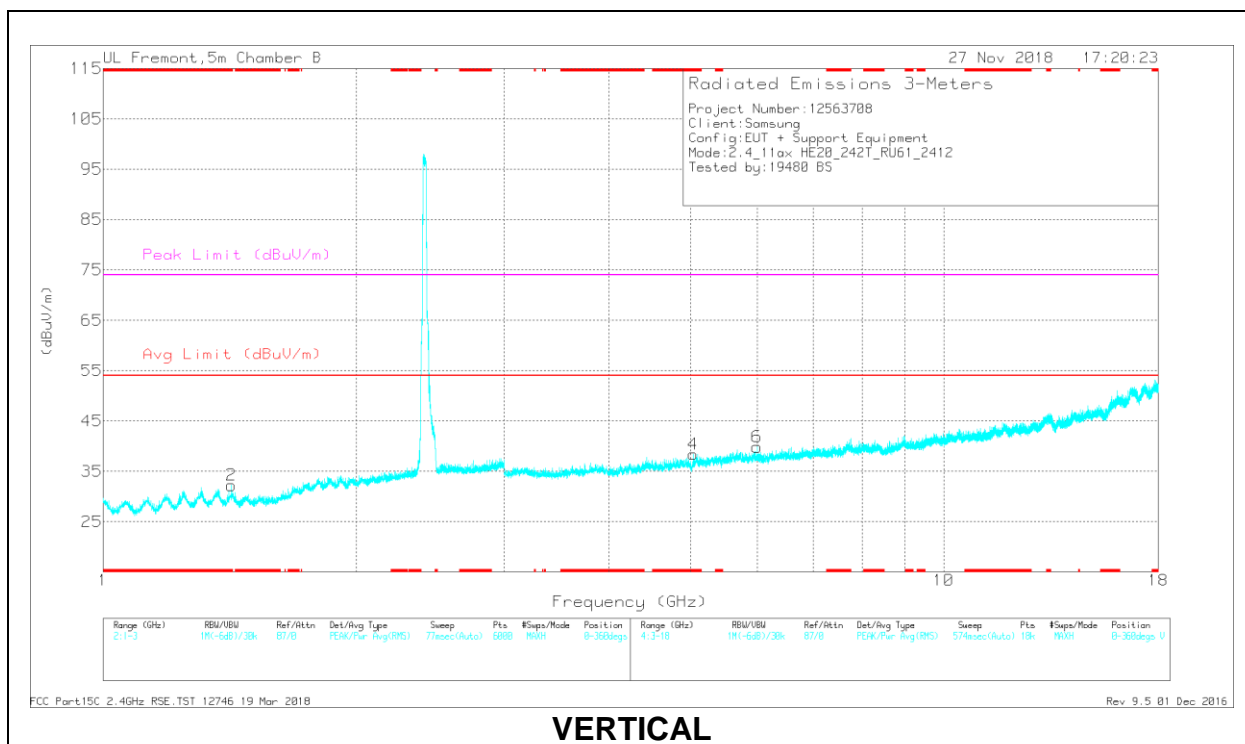
RMS - RMS detection

HARMONICS AND SPURIOUS EMISSIONS

LOW CHANNEL, CH 1 RESULTS



HORIZONTAL



VERTICAL

RADIATED EMISSIONS

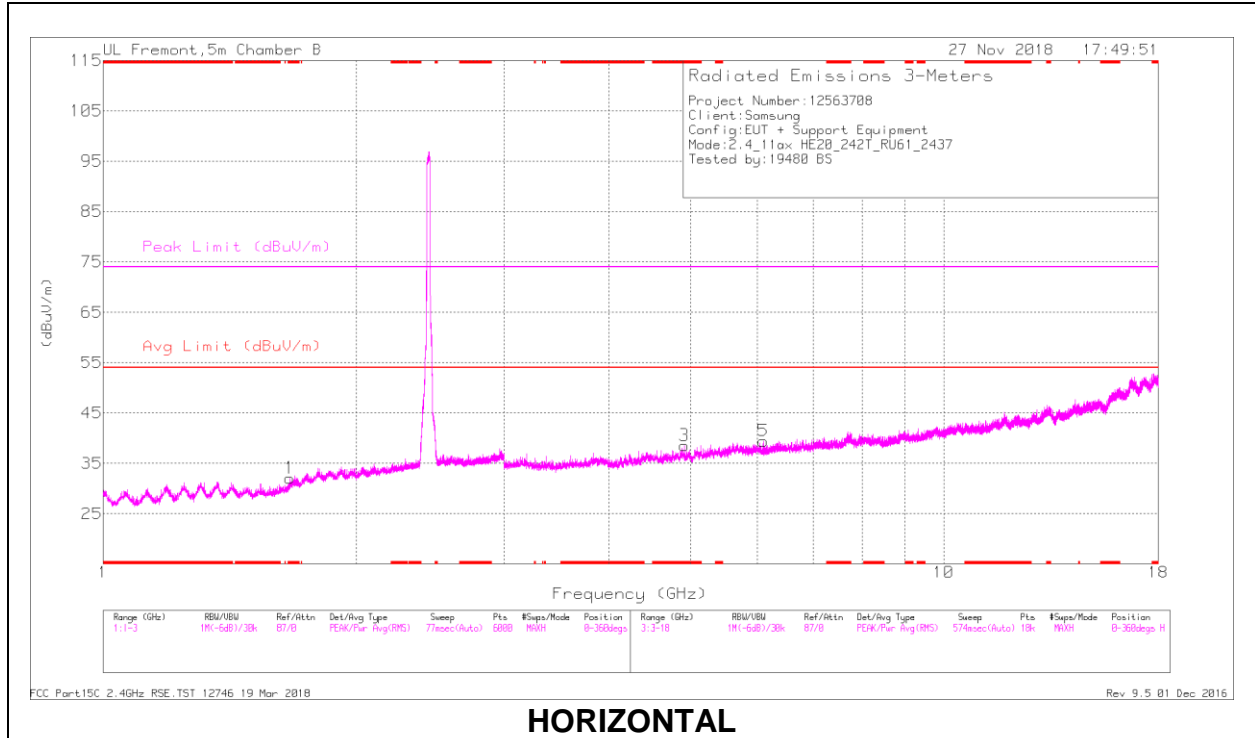
Marker	Frequency (GHz)	Meter Reading (dBuV)	Det	AF T863 (dB/m)	Amp/Cbl/Filtr/Pad (dB)	DC Corr (dB)	Corrected Reading (dBuV/m)	Avg Limit (dBuV/m)	Margin (dB)	Peak Limit (dBuV/m)	PK Margin (dB)	Azimuth (Degs)	Height (cm)	Polarity
1	* 1.206	29.22	PK2	28.2	-22.1	0	35.32	-	-	74	-38.68	100	247	H
	* 1.206	17.35	MAv1	28.2	-22.1	.68	24.13	54	-29.87	-	-	100	247	H
2	* 1.422	30.56	PK2	28.3	-21.3	0	37.56	-	-	74	-36.44	68	194	V
	* 1.423	18.26	MAv1	28.3	-21.2	.68	26.04	54	-27.96	-	-	68	194	V
3	* 4.699	38.18	PK2	34.2	-29.2	0	43.18	-	-	74	-30.82	146	210	H
	* 4.697	26.78	MAv1	34.2	-29.2	.68	32.46	54	-21.54	-	-	146	210	H
4	* 5.037	37.37	PK2	34.6	-28.9	0	43.07	-	-	74	-30.93	192	154	V
	* 5.037	26.14	MAv1	34.6	-28.9	.68	32.52	54	-21.48	-	-	192	154	V
5	5.937	37.52	PK2	35.4	-28.4	0	44.52	-	-	-	-	69	163	H
6	5.996	38.06	PK2	35.4	-28.6	0	44.86	-	-	-	-	106	251	V

* - indicates frequency in CFR47 Pt 15 / IC RSS-Restricted Band

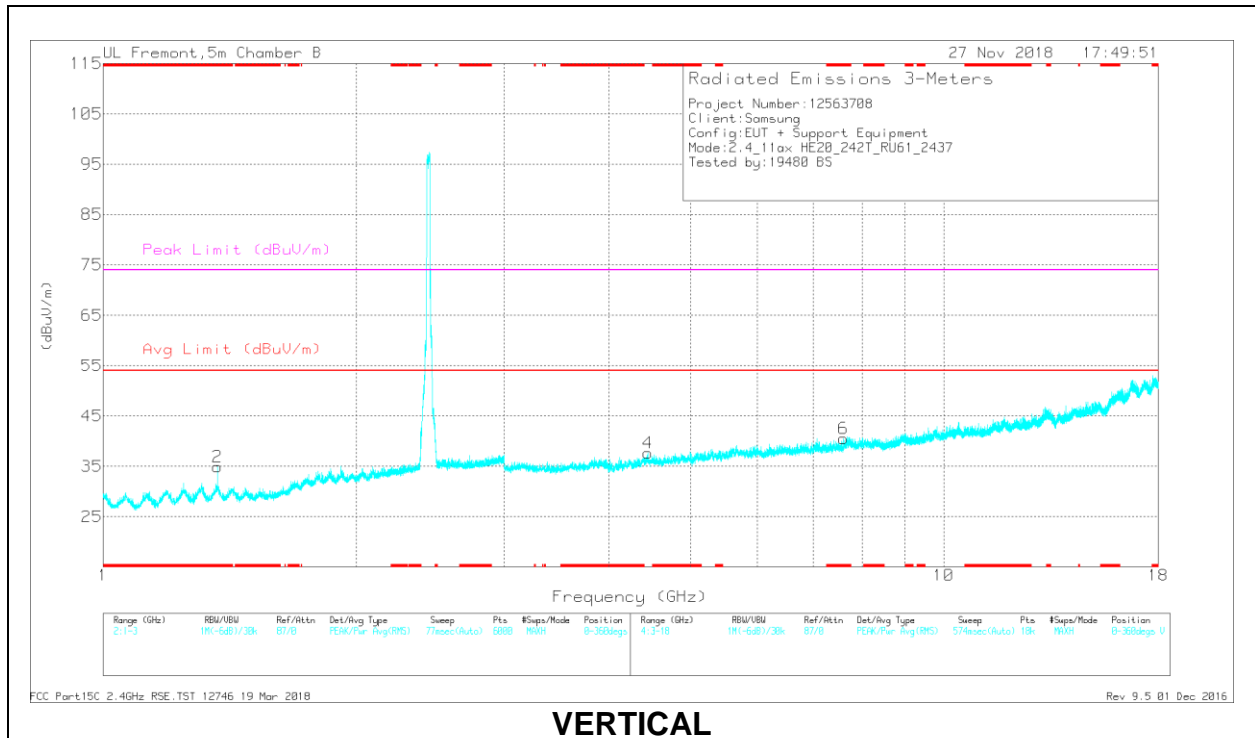
PK2 - KDB558074 Method: Maximum Peak

MAv1 - KDB558074 Option 1 Maximum RMS Average

MID CHANNEL, CH 6 RESULTS



HORIZONTAL



VERTICAL

RADIATED EMISSIONS

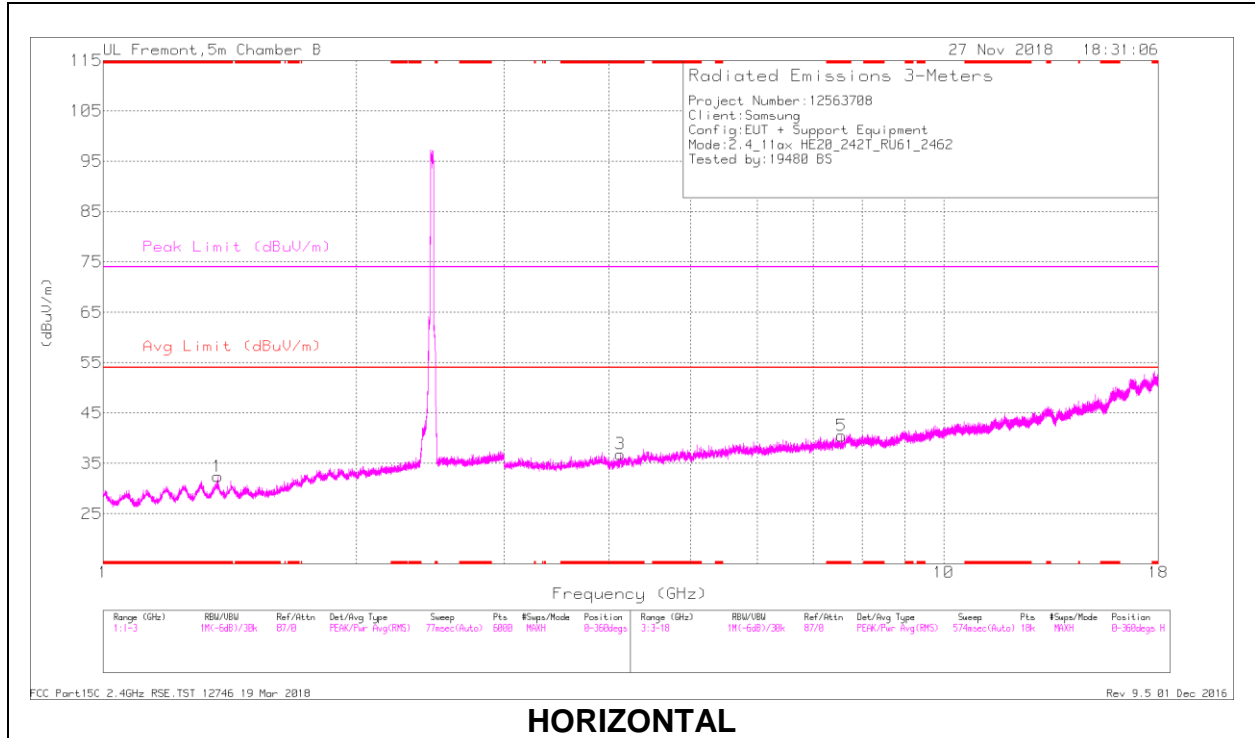
Marker	Frequency (GHz)	Meter Reading (dBuV)	Det	AF T863 (dB/m)	Amp/Cbl/Filtr/Pad (dB)	DC Corr (dB)	Corrected Reading (dBuV/m)	Avg Limit (dBuV/m)	Margin (dB)	Peak Limit (dBuV/m)	PK Margin (dB)	Azimuth (Degs)	Height (cm)	Polarity
1	* 1.667	29.74	PK2	28.9	-21	0	37.64	-	-	74	-36.36	219	203	H
	* 1.669	17.27	MAv1	29	-21	.68	25.95	54	-28.05	-	-	219	203	H
2	* 1.369	30.04	PK2	28.5	-21.3	0	37.24	-	-	74	-36.76	314	371	V
	* 1.366	18.48	MAv1	28.5	-21.5	.68	26.16	54	-27.84	-	-	314	371	V
3	* 4.913	40.16	PK2	34.4	-30.4	0	44.16	-	-	74	-29.84	13	169	H
	* 4.912	28.15	MAv1	34.4	-30.3	.68	32.93	54	-21.07	-	-	13	169	H
6	* 7.602	36.61	PK2	36.4	-27.1	0	45.91	-	-	74	-28.09	322	324	V
	* 7.601	25.14	MAv1	36.4	-27.1	.68	35.12	54	-18.88	-	-	322	324	V
4	4.447	38.32	PK2	33.8	-28.8	0	43.32	-	-	-	-	106	217	V
5	6.1	38.04	PK2	35.5	-29.3	0	44.24	-	-	-	-	218	176	H

* - indicates frequency in CFR47 Pt 15 / IC RSS-Restricted Band

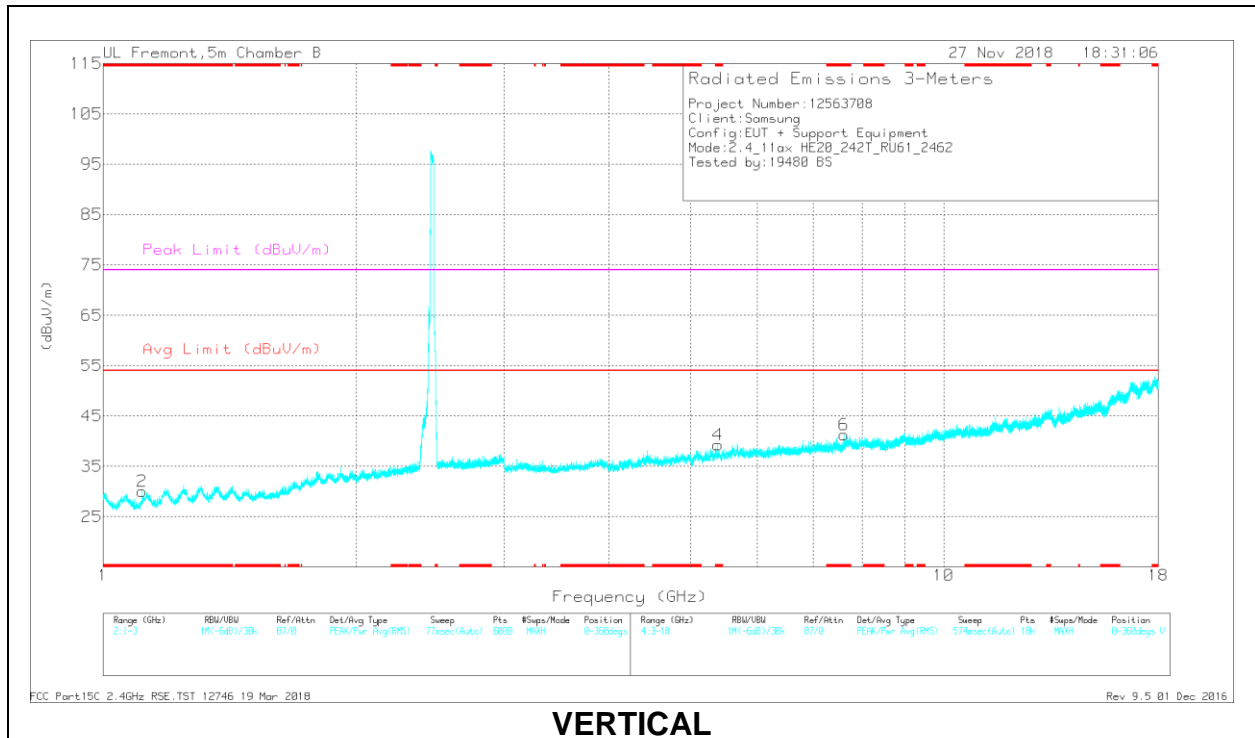
PK2 - KDB558074 Method: Maximum Peak

MAv1 - KDB558074 Option 1 Maximum RMS Average

HIGH CHANNEL, CH 11 RESULTS



HORIZONTAL



VERTICAL

RADIATED EMISSIONS

Marker	Frequency (GHz)	Meter Reading (dBuV)	Det	AF T863 (dB/m)	Amp/Cbl/Fltr/Pad (dB)	DC Corr (dB)	Corrected Reading (dBuV/m)	Avg Limit (dBuV/m)	Margin (dB)	Peak Limit (dBuV/m)	PK Margin (dB)	Azimuth (Degs)	Height (cm)	Polarity
1	* 1.369	30.94	PK2	28.5	-21.4	0	38.04	-	-	74	-35.96	260	280	H
	* 1.367	18.48	MAv1	28.5	-21.4	.68	26.26	54	-27.74	-	-	260	280	H
2	* 1.112	30.02	PK2	27.3	-22.6	0	34.72	-	-	74	-39.28	352	275	V
	* 1.115	18.57	MAv1	27.4	-22.5	.68	24.15	54	-29.85	-	-	352	275	V
3	* 4.125	39.42	PK2	33.6	-30.1	0	42.92	-	-	74	-31.08	217	220	H
	* 4.128	27.38	MAv1	33.6	-30.1	.68	31.56	54	-22.44	-	-	217	220	H
5	* 7.555	36.55	PK2	36.3	-27.3	0	45.55	-	-	74	-28.45	333	368	H
	* 7.557	25.12	MAv1	36.3	-27.3	.68	34.8	54	-19.2	-	-	333	368	H
4	* 5.39	37.43	PK2	35.1	-28.9	0	43.63	-	-	74	-30.37	310	211	V
	* 5.39	26	MAv1	35.1	-28.9	.68	32.88	54	-21.12	-	-	310	211	V
6	* 7.61	36.75	PK2	36.4	-27.1	0	46.05	-	-	74	-27.95	355	258	V
	* 7.611	25.29	MAv1	36.4	-27.1	.68	35.27	54	-18.73	-	-	355	258	V

* - indicates frequency in CFR47 Pt 15 / IC RSS-Restricted Band

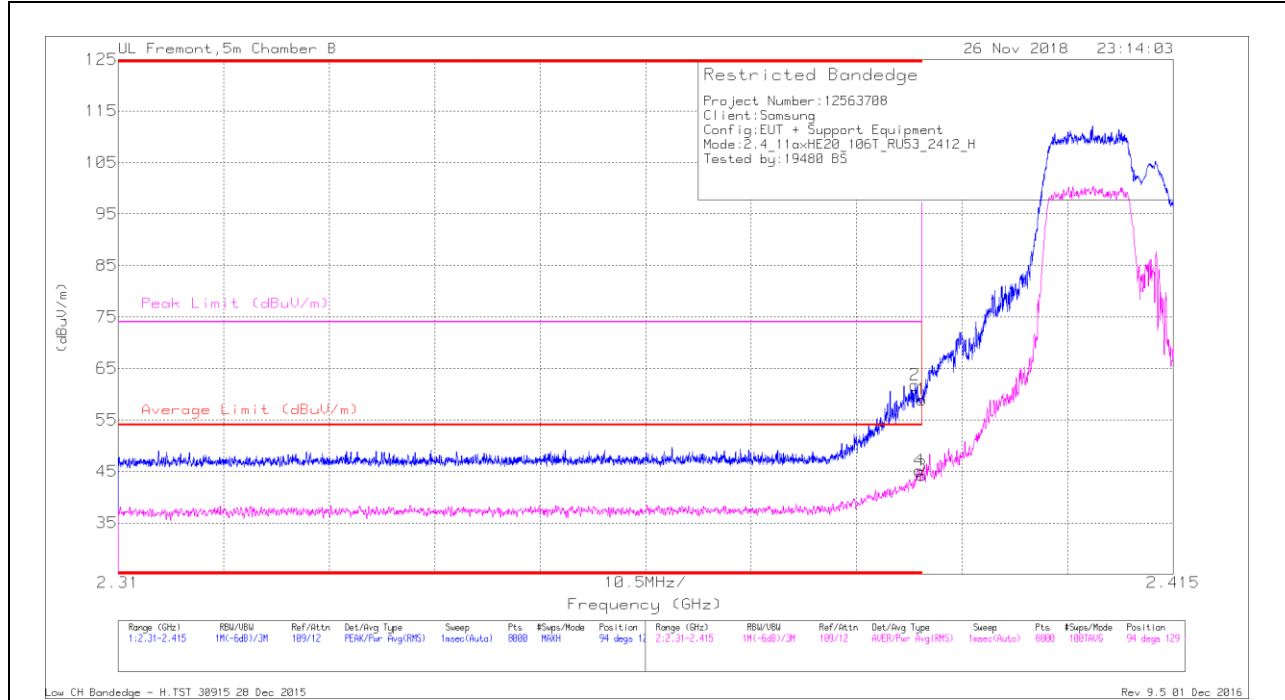
PK2 - KDB558074 Method: Maximum Peak

MAv1 - KDB558074 Option 1 Maximum RMS Average

2TX Antenna 1 + Antenna 2 OFDMA MODE: 106-Tones, RU index 53

BANDEDGE (LOW CHANNEL, CH 1)

HORIZONTAL RESULT



Trace Markers

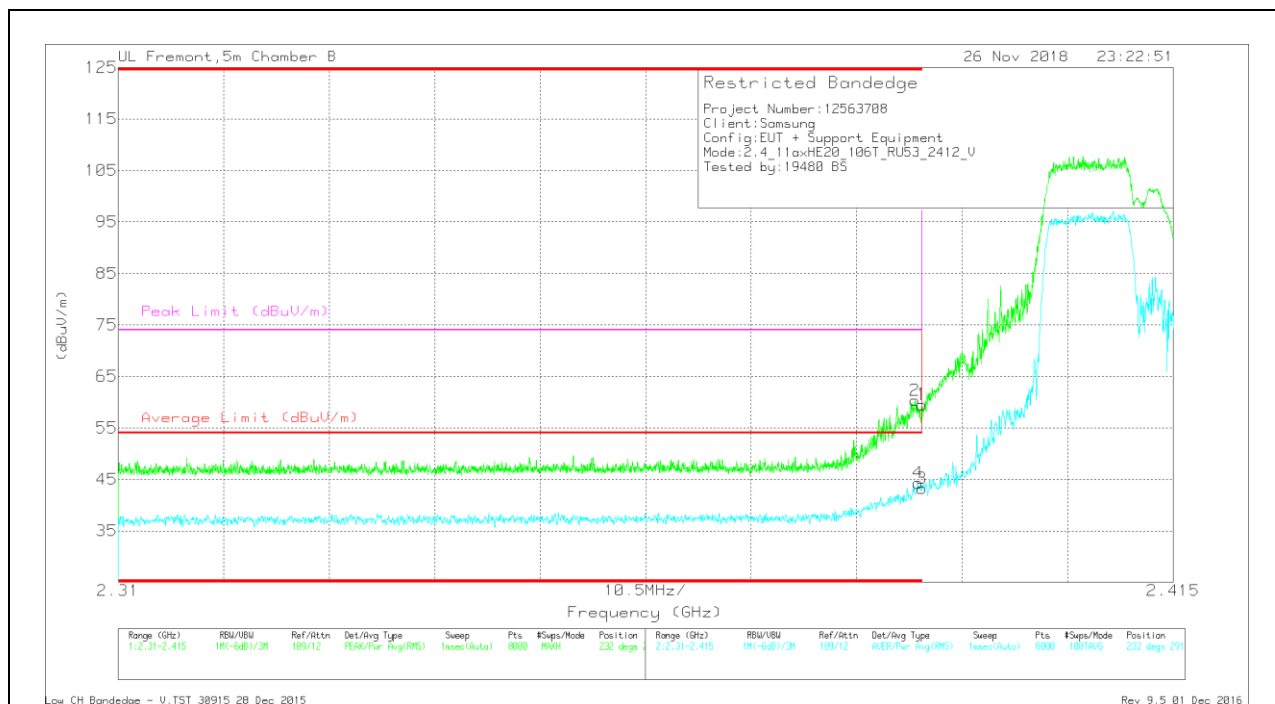
Marker	Frequency (GHz)	Meter Reading (dBuV)	Det	AF T863 (dB/m)	Amp/Cbl/Filtr/Pad (dB)	DC Corr (dB)	Corrected Reading (dBuV/m)	Average Limit (dBuV/m)	Margin (dB)	Peak Limit (dBuV/m)	PK Margin (dB)	Azimuth (Degs)	Height (cm)	Polarity
1	* 2.39	47.36	Pk	32.3	-20.7	0	58.96	-	-	74	-15.04	94	129	H
2	* 2.389	50.26	Pk	32.3	-20.8	0	61.76	-	-	74	-12.24	94	129	H
3	* 2.39	32.47	RMS	32.3	-20.7	.34	44.41	54	-9.59	-	-	94	129	H
4	* 2.39	33.41	RMS	32.3	-20.7	.34	45.35	54	-8.65	-	-	94	129	H

* - indicates frequency in CFR47 Pt 15 / IC RSS-Restricted Band

Pk - Peak detector

RMS - RMS detection

VERTICAL RESULT



Trace Markers

Marker	Frequency (GHz)	Meter Reading (dBuV)	Det	AFT863 (dB/m)	Amp/Cbi/Fitr/Pad (dB)	DC Corr (dB)	Corrected Reading (dBuV/m)	Average Limit (dBuV/m)	Margin (dB)	Peak Limit (dBuV/m)	PK Margin (dB)	Azimuth (Degs)	Height (cm)	Polarity
1	* 2.39	47.92	Pk	32.3	-20.7	0	59.52	-	-	74	-14.48	232	291	V
2	* 2.389	48.82	Pk	32.3	-20.8	0	60.32	-	-	74	-13.68	232	291	V
3	* 2.39	31.48	RMS	32.3	-20.7	.34	43.42	54	-10.58	-	-	232	291	V
4	* 2.39	32.55	RMS	32.3	-20.7	.34	44.49	54	-9.51	-	-	232	291	V

* - indicates frequency in CFR47 Pt 15 / IC RSS-Restricted Band

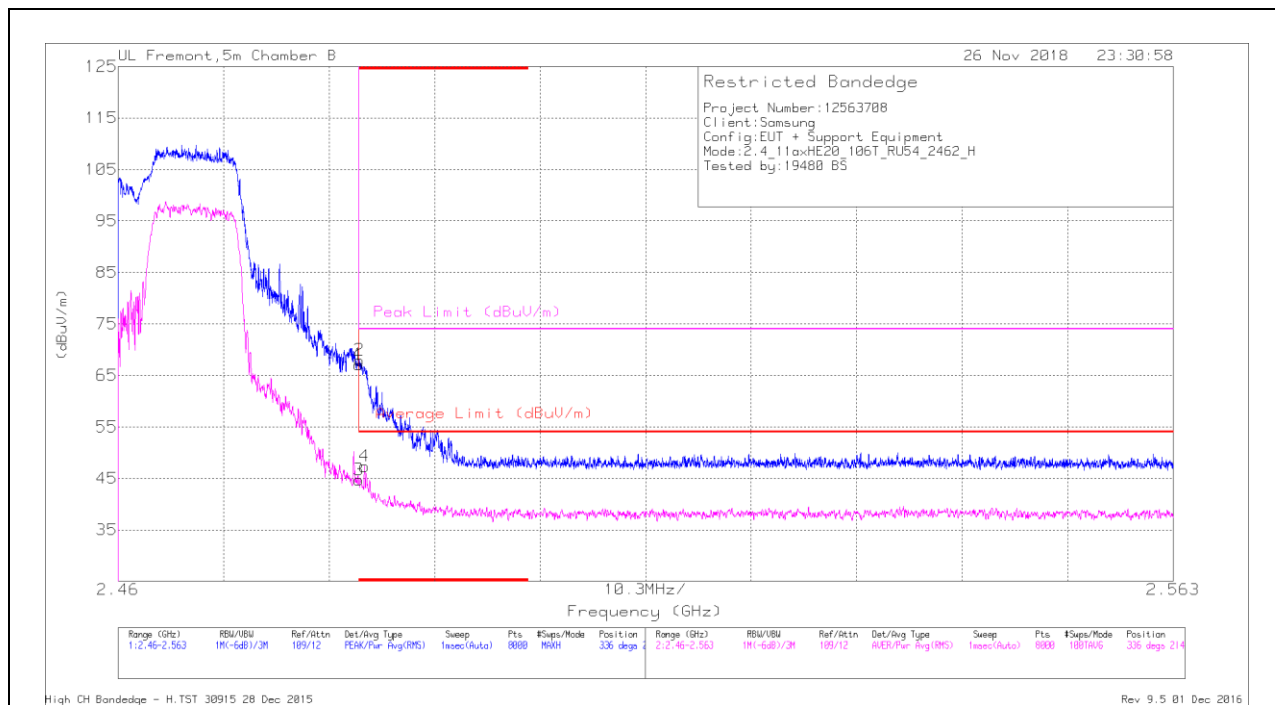
Pk - Peak detector

RMS - RMS detection

2TX Antenna 1 + Antenna 2 OFDMA MODE: 106-Tones, RU index 54

BANDEDGE (HIGH CHANNEL, CH 11)

HORIZONTAL RESULT



Trace Markers

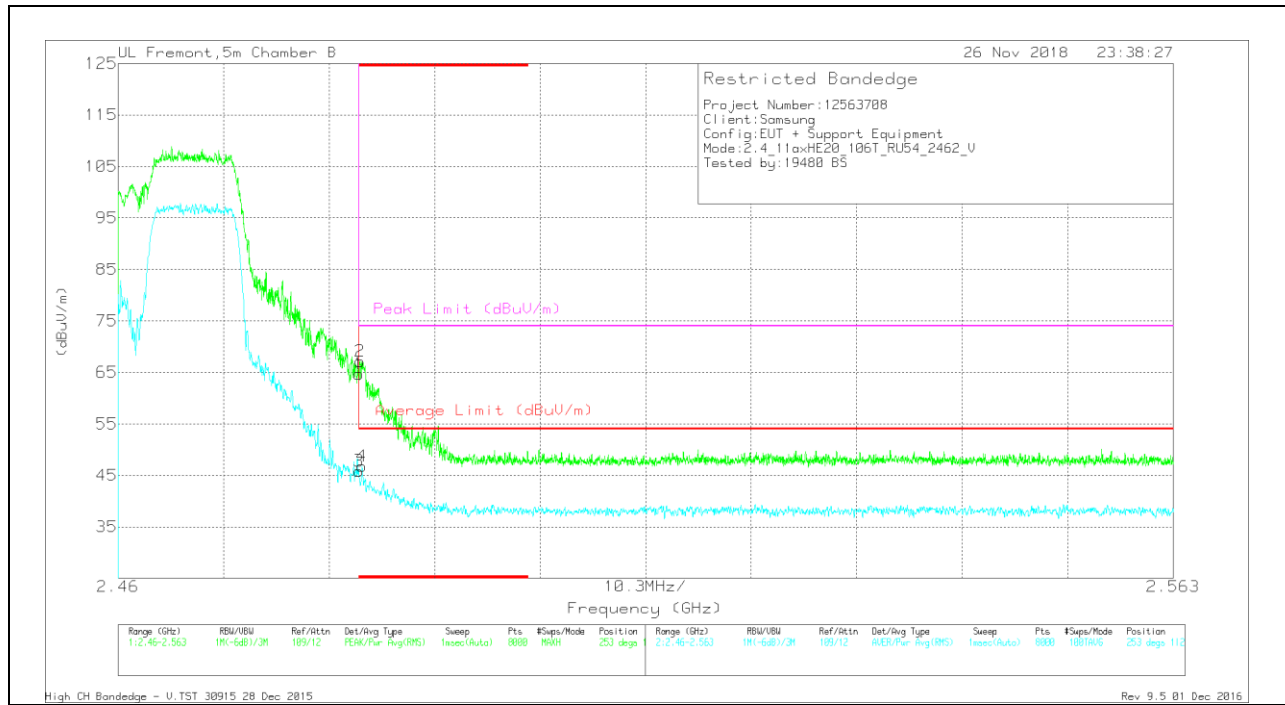
Marker	Frequency (GHz)	Meter Reading (dBuV)	Det	AF T863 (dB/m)	Amp/Cbl/Filtr/Pad (dB)	DC Corr (dB)	Corrected Reading (dBuV/m)	Average Limit (dBuV/m)	Margin (dB)	Peak Limit (dBuV/m)	PK Margin (dB)	Azimuth (Degs)	Height (cm)	Polarity
1	* 2.484	54.8	Pk	32.6	-20.3	0	67.1	-	-	74	-6.9	336	214	H
2	* 2.484	55.67	Pk	32.6	-20.3	0	67.97	-	-	74	-6.03	336	214	H
3	* 2.484	32.27	RMS	32.6	-20.3	.34	44.91	54	-9.09	-	-	336	214	H
4	* 2.484	35	RMS	32.6	-20.4	.34	47.54	54	-6.46	-	-	336	214	H

* - indicates frequency in CFR47 Pt 15 / IC RSS-Restricted Band

Pk - Peak detector

RMS - RMS detection

VERTICAL RESULT



Trace Markers

Marker	Frequency (GHz)	Meter Reading (dBuV)	Det	AFT863 (dB/m)	Amp/Cbi/Fitr/Pad (dB)	DC Corr (dB)	Corrected Reading (dBuV/m)	Average Limit (dBuV/m)	Margin (dB)	Peak Limit (dBuV/m)	PK Margin (dB)	Azimuth (Degs)	Height (cm)	Polarity
1	* 2.484	52.4	Pk	32.6	-20.3	0	64.7	-	-	74	-9.3	253	112	V
2	* 2.484	54.85	Pk	32.6	-20.3	0	67.15	-	-	74	-6.85	253	112	V
3	* 2.484	33.38	RMS	32.6	-20.3	.34	46.02	54	-7.98	-	-	253	112	V
4	* 2.484	34.4	RMS	32.6	-20.4	.34	46.94	54	-7.06	-	-	253	112	V

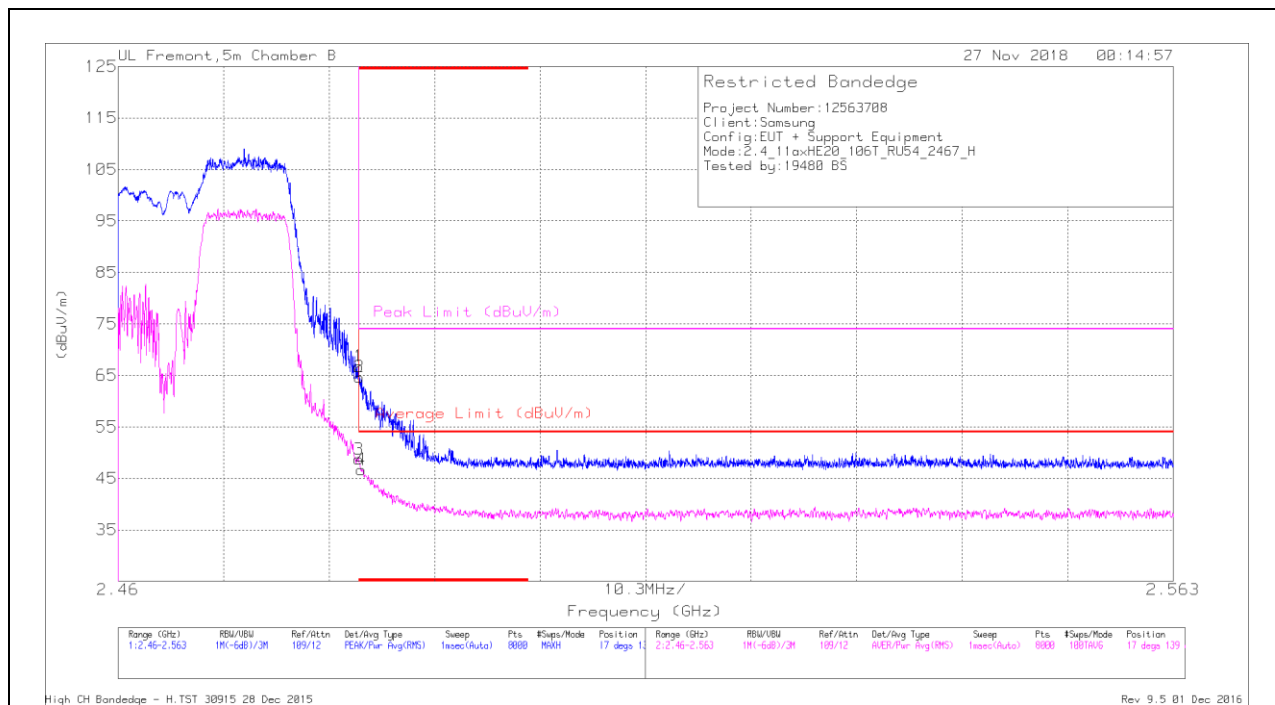
* - indicates frequency in CFR47 Pt 15 / IC RSS-Restricted Band

Pk - Peak detector

RMS - RMS detection

BANDEDGE (HIGH CHANNEL, CH 12)

HORIZONTAL RESULT



Trace Markers

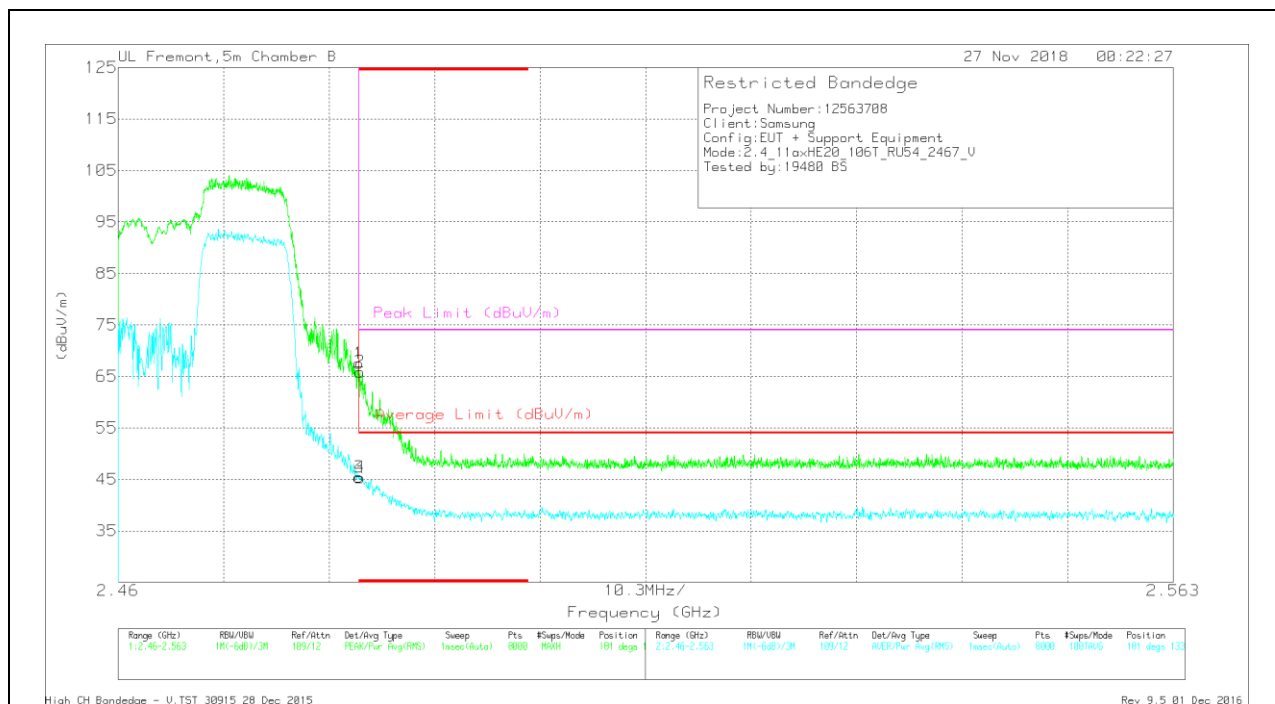
Marker	Frequency (GHz)	Meter Reading (dBuV)	Det	AF T863 (dB/m)	Amp/Cbl/Filtr/Pad (dB)	DC Corr (dB)	Corrected Reading (dBuV/m)	Average Limit (dBuV/m)	Margin (dB)	Peak Limit (dBuV/m)	PK Margin (dB)	Azimuth (Degs)	Height (cm)	Polarity
1	* 2.484	54.48	Pk	32.6	-20.3	0	66.78	-	-	74	-7.22	17	139	H
2	* 2.484	52.38	Pk	32.6	-20.3	0	64.68	-	-	74	-9.32	17	139	H
3	* 2.484	36.27	RMS	32.6	-20.3	.34	48.91	54	-5.09	-	-	17	139	H
4	* 2.484	34.33	RMS	32.6	-20.4	.34	46.87	54	-7.13	-	-	17	139	H

* - indicates frequency in CFR47 Pt 15 / IC RSS-Restricted Band

Pk - Peak detector

RMS - RMS detection

VERTICAL RESULT



Trace Markers

Marker	Frequency (GHz)	Meter Reading (dBuV)	Det	AF T863 (dB/m)	Amp/Cb/Filtr/Pad (dB)	DC Corr (dB)	Corrected Reading (dBuV/m)	Average Limit (dBuV/m)	Margin (dB)	Peak Limit (dBuV/m)	PK Margin (dB)	Azimuth (Degs)	Height (cm)	Polarity
1	* 2.484	55.25	Pk	32.6	-20.3	0	67.55	-	-	74	-6.45	181	133	V
2	* 2.484	53.59	Pk	32.6	-20.3	0	65.89	-	-	74	-8.11	181	133	V
3	* 2.484	33	RMS	32.6	-20.3	.34	45.64	54	-8.36	-	-	181	133	V
4	* 2.484	32.91	RMS	32.6	-20.3	.34	45.55	54	-8.45	-	-	181	133	V

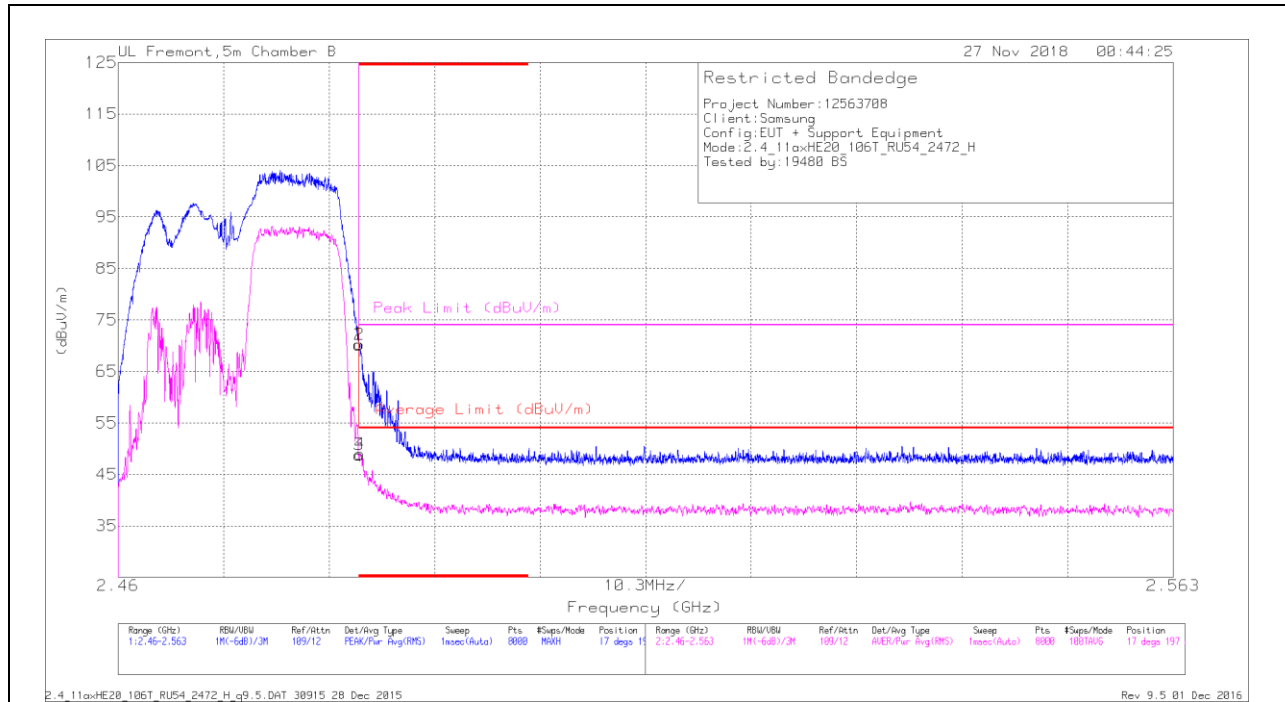
* - indicates frequency in CFR47 Pt 15 / IC RSS-Restricted Band

Pk - Peak detector

RMS - RMS detection

BANDEDGE (HIGH CHANNEL, CH 13)

HORIZONTAL RESULT



Trace Markers

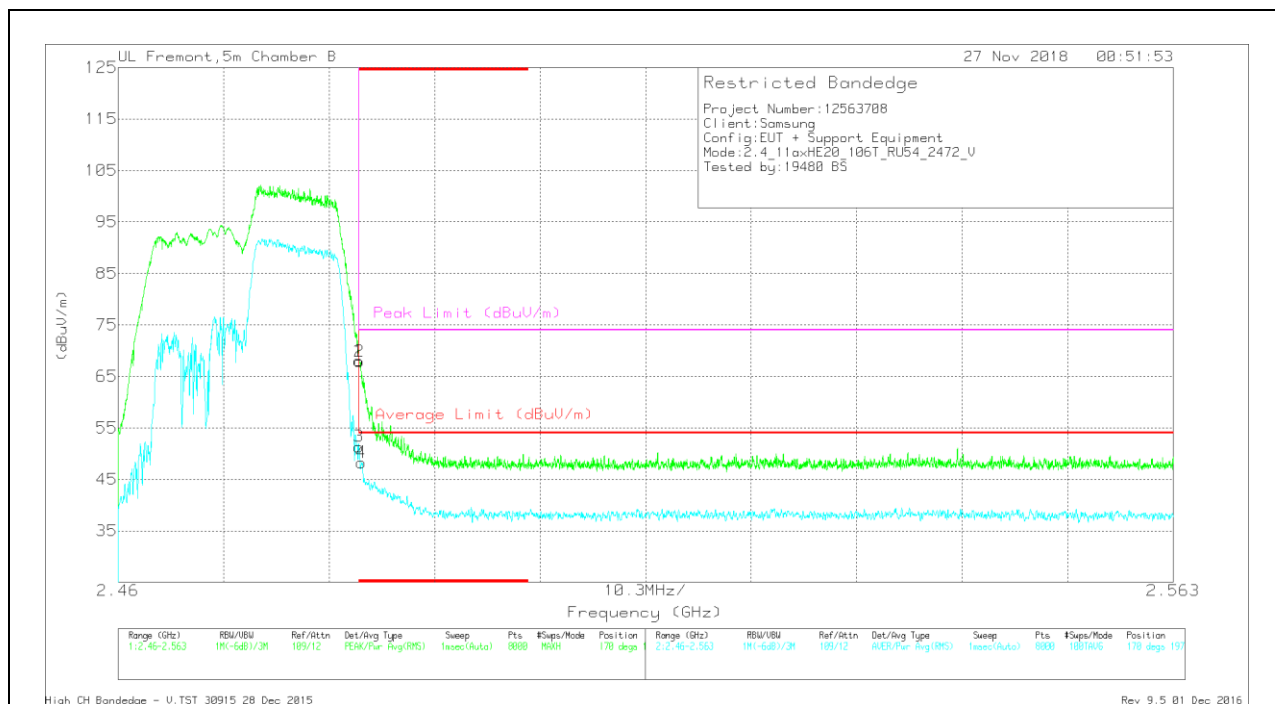
Marker	Frequency (GHz)	Meter Reading (dBuV)	Det	AF T863 (dB/m)	Amp/Cb/Filtr/Pad (dB)	DC Corr (dB)	Corrected Reading (dBuV/m)	Average Limit (dBuV/m)	Margin (dB)	Peak Limit (dBuV/m)	PK Margin (dB)	Azimuth (Degs)	Height (cm)	Polarity
1	* 2.484	57.9	Pk	32.6	-20.3	0	70.2	-	-	74	-3.8	17	197	H
2	* 2.484	57.95	Pk	32.6	-20.3	0	70.25	-	-	74	-3.75	17	197	H
3	* 2.484	36.35	RMS	32.6	-20.3	.34	48.99	54	-5.01	-	-	17	197	H
4	* 2.484	36.48	RMS	32.6	-20.3	.34	49.12	54	-4.88	-	-	17	197	H

* - indicates frequency in CFR47 Pt 15 / IC RSS-Restricted Band

Pk - Peak detector

RMS - RMS detection

VERTICAL RESULT



Trace Markers

Marker	Frequency (GHz)	Meter Reading (dBuV)	Det	AF T863 (dB/m)	Amp/Cb/Fltr/Pad (dB)	DC Corr (dB)	Corrected Reading (dBuV/m)	Average Limit (dBuV/m)	Margin (dB)	Peak Limit (dBuV/m)	PK Margin (dB)	Azimuth (Degs)	Height (cm)	Polarity
1	* 2.484	55.73	Pk	32.6	-20.3	0	68.03	-	-	74	-5.97	170	197	V
2	* 2.484	55.61	Pk	32.6	-20.3	0	67.91	-	-	74	-6.09	170	197	V
3	* 2.484	38.91	RMS	32.6	-20.3	.34	51.55	54	-2.45	-	-	170	197	V
4	* 2.484	35.92	RMS	32.6	-20.4	.34	48.46	54	-5.54	-	-	170	197	V

* - indicates frequency in CFR47 Pt 15 / IC RSS-Restricted Band

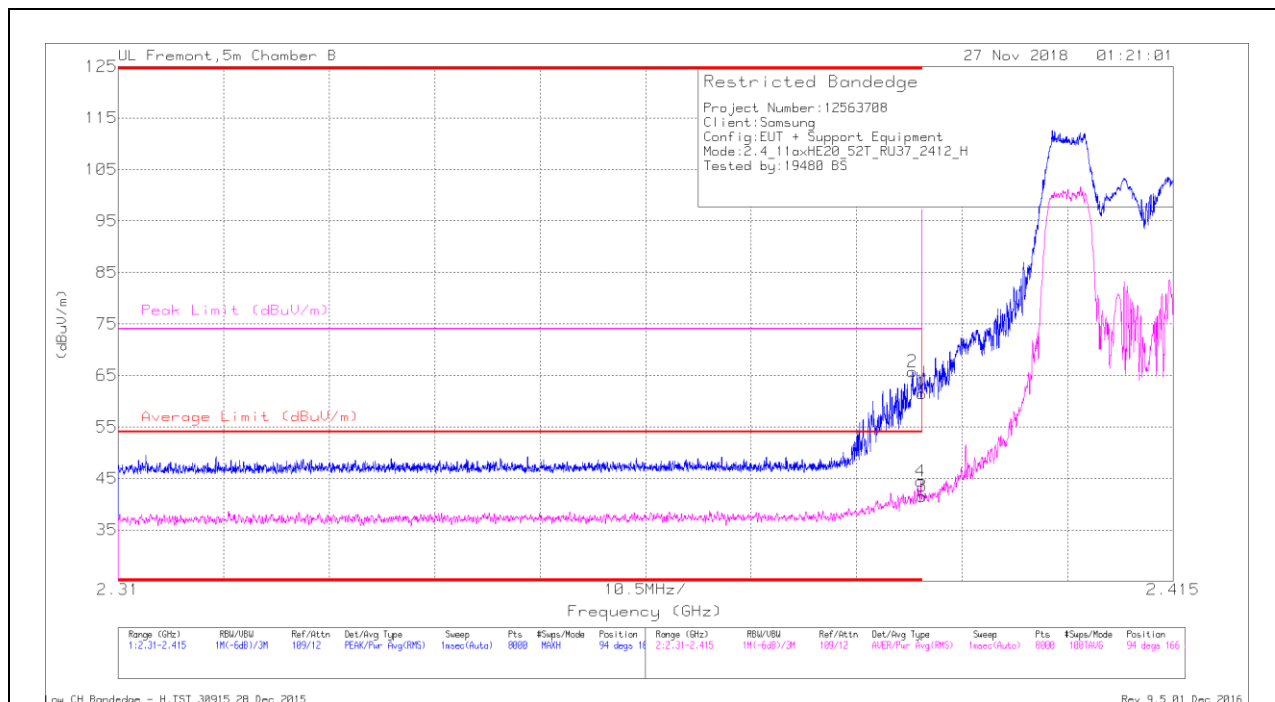
Pk - Peak detector

RMS - RMS detection

2TX Antenna 1 + Antenna 2 OFDMA MODE: 52-Tones, RU index 37

BANDEDGE (LOW CHANNEL, CH 1)

HORIZONTAL RESULT



Trace Markers

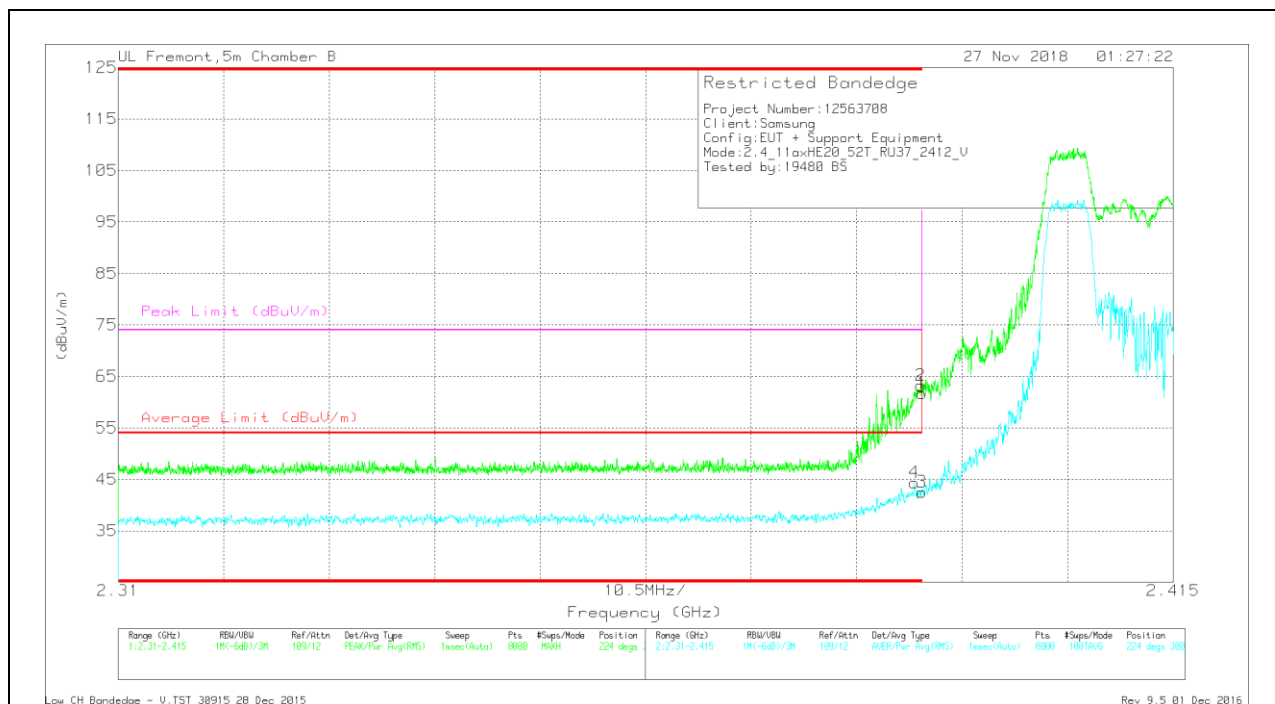
Marker	Frequency (GHz)	Meter Reading (dBuV)	Det	AF T863 (dB/m)	Amp/Cb/Filtr/Pad (dB)	DC Corr (dB)	Corrected Reading (dBuV/m)	Average Limit (dBuV/m)	Margin (dB)	Peak Limit (dBuV/m)	PK Margin (dB)	Azimuth (Degs)	Height (cm)	Polarity
1	* 2.39	49.89	Pk	32.3	-20.7	0	61.49	-	-	74	-12.51	94	166	H
2	* 2.389	54.24	Pk	32.3	-20.8	0	65.74	-	-	74	-8.26	94	166	H
3	* 2.39	29.82	RMS	32.3	-20.7	.16	41.58	54	-12.42	-	-	94	166	H
4	* 2.39	32.71	RMS	32.3	-20.7	.16	44.47	54	-9.53	-	-	94	166	H

* - indicates frequency in CFR47 Pt 15 / IC RSS-Restricted Band

Pk - Peak detector

RMS - RMS detection

VERTICAL RESULT



Trace Markers

Marker	Frequency (GHz)	Meter Reading (dBuV)	Det	AFT863 (dB/m)	Amp/Cbi/Fitr/Pad (dB)	DC Corr (dB)	Corrected Reading (dBuV/m)	Average Limit (dBuV/m)	Margin (dB)	Peak Limit (dBuV/m)	PK Margin (dB)	Azimuth (Degs)	Height (cm)	Polarity
1	* 2.39	50.15	Pk	32.3	-20.7	0	61.75	-	-	74	-12.25	224	300	V
2	* 2.39	51.63	Pk	32.3	-20.7	0	63.23	-	-	74	-10.77	224	300	V
3	* 2.39	30.79	RMS	32.3	-20.7	.16	42.55	54	-11.45	-	-	224	300	V
4	* 2.389	32.73	RMS	32.3	-20.8	.16	44.39	54	-9.61	-	-	224	300	V

* - indicates frequency in CFR47 Pt 15 / IC RSS-Restricted Band

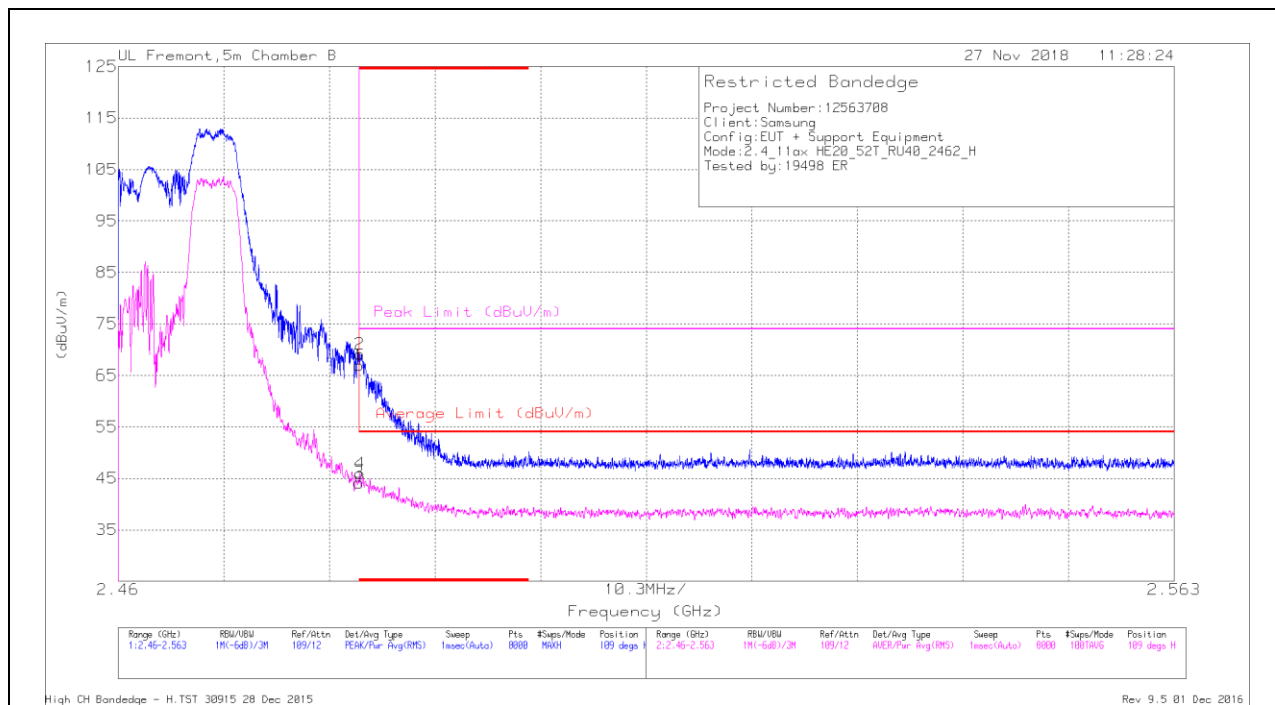
Pk - Peak detector

RMS - RMS detection

2TX Antenna 1 + Antenna 2 OFDMA MODE: 52-Tones, RU index 40

BANDEDGE (HIGH CHANNEL, CH 11)

HORIZONTAL RESULT



Trace Markers

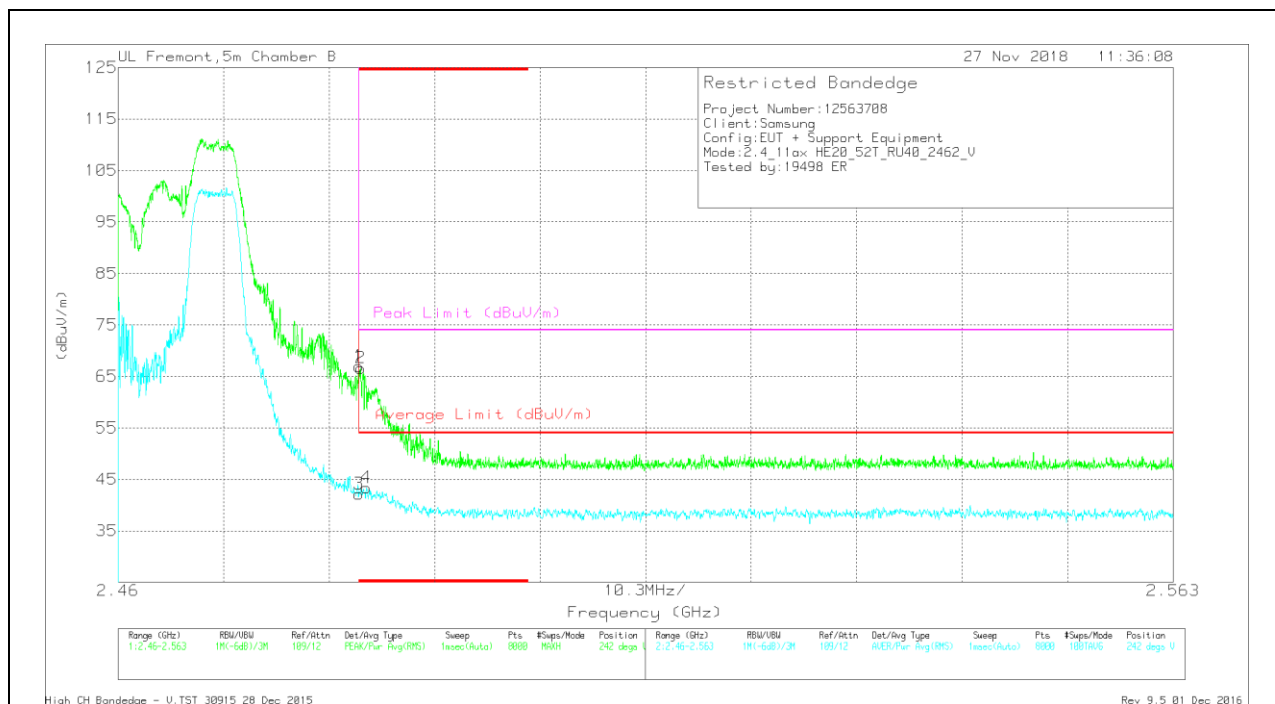
Marker	Frequency (GHz)	Meter Reading (dBuV)	Det	AF T863 (dB/m)	Amp/Cbl/Filtr/Pad (dB)	DC Corr (dB)	Corrected Reading (dBuV/m)	Average Limit (dBuV/m)	Margin (dB)	Peak Limit (dBuV/m)	PK Margin (dB)	Azimuth (Degs)	Height (cm)	Polarity
1	* 2.484	54.64	Pk	32.6	-20.3	0	66.94	-	-	74	-7.06	109	115	H
2	* 2.484	56.83	Pk	32.6	-20.3	0	69.13	-	-	74	-4.87	109	115	H
3	* 2.484	31.43	RMS	32.6	-20.3	.16	43.89	54	-10.11	-	-	109	115	H
4	* 2.484	33.19	RMS	32.6	-20.3	.16	45.65	54	-8.35	-	-	109	115	H

* - indicates frequency in CFR47 Pt 15 / IC RSS-Restricted Band

Pk - Peak detector

RMS - RMS detection

VERTICAL RESULT



Trace Markers

Marker	Frequency (GHz)	Meter Reading (dBuV)	Det	AFT863 (dB/m)	Amp/Cbi/Fitr/Pad (dB)	DC Corr (dB)	Corrected Reading (dBuV/m)	Average Limit (dBuV/m)	Margin (dB)	Peak Limit (dBuV/m)	PK Margin (dB)	Azimuth (Degs)	Height (cm)	Polarity
1	* 2.484	54.69	Pk	32.6	-20.3	0	66.99	-	-	74	-7.01	242	160	V
2	* 2.484	54.43	Pk	32.6	-20.4	0	66.63	-	-	74	-7.37	242	160	V
3	* 2.484	29.45	RMS	32.6	-20.3	.16	41.91	54	-12.09	-	-	242	160	V
4	* 2.484	30.77	RMS	32.6	-20.4	.16	43.13	54	-10.87	-	-	242	160	V

* - indicates frequency in CFR47 Pt 15 / IC RSS-Restricted Band

Pk - Peak detector

RMS - RMS detection