


## 12. SETUP PHOTOS

### 12.1. SM-G975F (Glass)


#### RADIATED RF AND AC LINE CONDUCTED MEASUREMENT SETUP




AC LINE CONDUCTED (FRONT)




AC LINE CONDUCTED (BACK)




BELOW 30MHz (FRONT)



BELOW 30MHz (BACK)




BELOW 1GHz (FRONT)




BELOW 1GHz (BACK)

**ORIENTATIONS AND FREQUENCY TOLERANCE OVE EXTREME CONDITIONS**




## 12.2. SETUP PHOTOS – SM-G975N (GLASS)

### RADIATED RF MEASUREMENT SETUP



### 12.3. SETUP PHOTOS – SM-G975N (CERAMIC)

#### RADIATED RF MEASUREMENT SETUP



**END OF TEST REPORT**