



12. SETUP PHOTOS

SM-G975F






X-AXIS FRONT PHOTO

Y-AXIS FRONT PHOTO



Z-AXIS FRONT PHOTO

**ANTENNA PORT CONDUCTED RF MEASUREMENT SETUP AND
FREQUENCY STABILITY (GLASS)**




ANTENNA PORT CONDUCTED PHOTO




FREQUENCY STABILITY

RADIATED MEASUREMENT SETUP (CERAMIC)





ABOVE 1GHz FRONT PHOTO



ABOVE 1GHz BACK PHOTO

SM-G975N



END OF REPORT