

20181218_SystemPerformanceCheck-D835V2 SN 4d117

Frequency: 835 MHz; Duty Cycle: 1:1; Room Ambient Temperature: 24.0°C; Liquid Temperature: 23.0°C

Medium parameters used: $f = 835 \text{ MHz}$; $\sigma = 0.942 \text{ S/m}$; $\epsilon_r = 42.649$; $\rho = 1000 \text{ kg/m}^3$

DASY5 Configuration:

- Area Scan Setting: Find Secondary Maximum Within: 2.0 dB and with a peak SAR value greater than 0.0012W/kg
- Electronics: DAE4 Sn1540; Calibrated: 2/23/2018
- Probe: EX3DV4 - SN3885; ConvF(9.17, 9.17, 9.17); Calibrated: 9/18/2018, ConvF(9.17, 9.17, 9.17); Calibrated: 9/18/2018;
- Sensor-Surface: 2.5mm (Mechanical Surface Detection)
- Phantom: Twin-SAM V5.0 (30deg probe tilt); Type: QD 000 P40 CD; Serial: 1831

Head/Pin=100 mW/Area Scan (7x7x1): Measurement grid: dx=15mm, dy=15mm

Maximum value of SAR (measured) = 1.26 W/kg

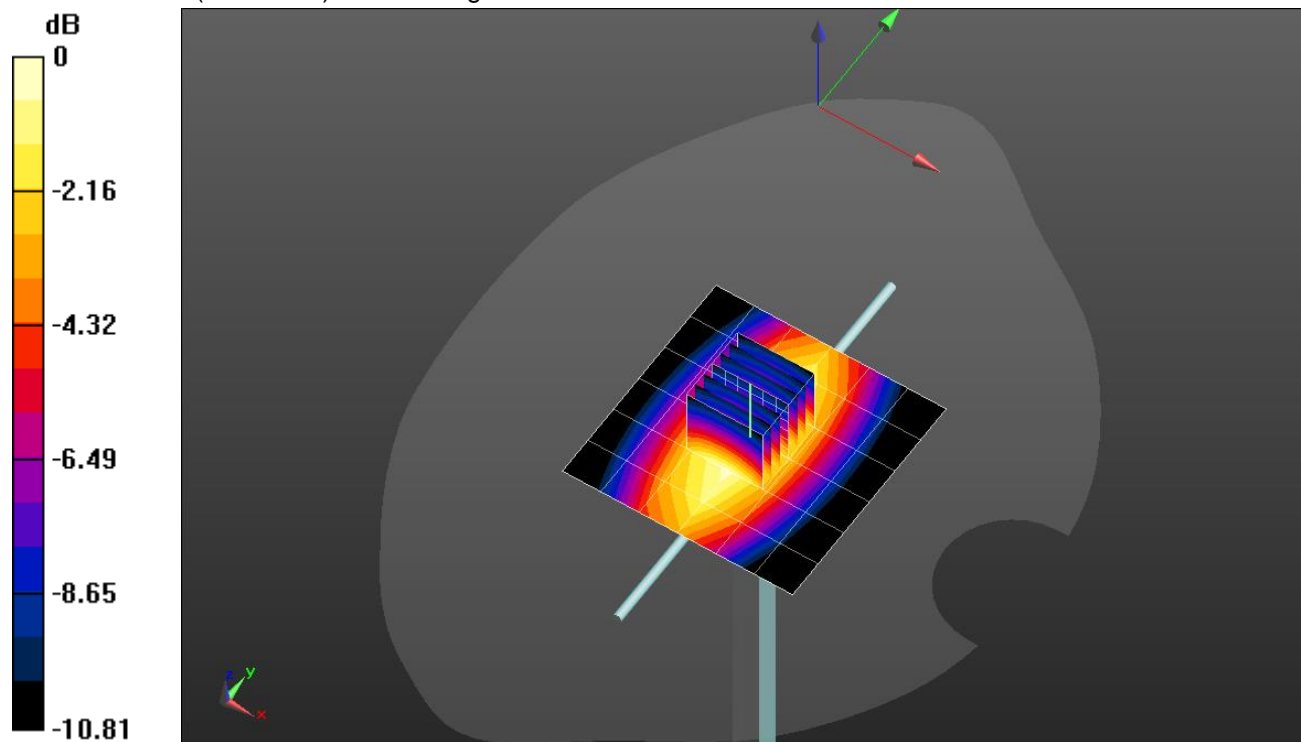
Head/Pin=100 mW/Zoom Scan (7x7x7)/Cube 0: Measurement grid: dx=5mm, dy=5mm, dz=5mm

Reference Value = 37.62 V/m; Power Drift = -0.15 dB

Peak SAR (extrapolated) = 1.57 W/kg

SAR(1 g) = 1.03 W/kg; SAR(10 g) = 0.669 W/kg

Maximum value of SAR (measured) = 1.27 W/kg



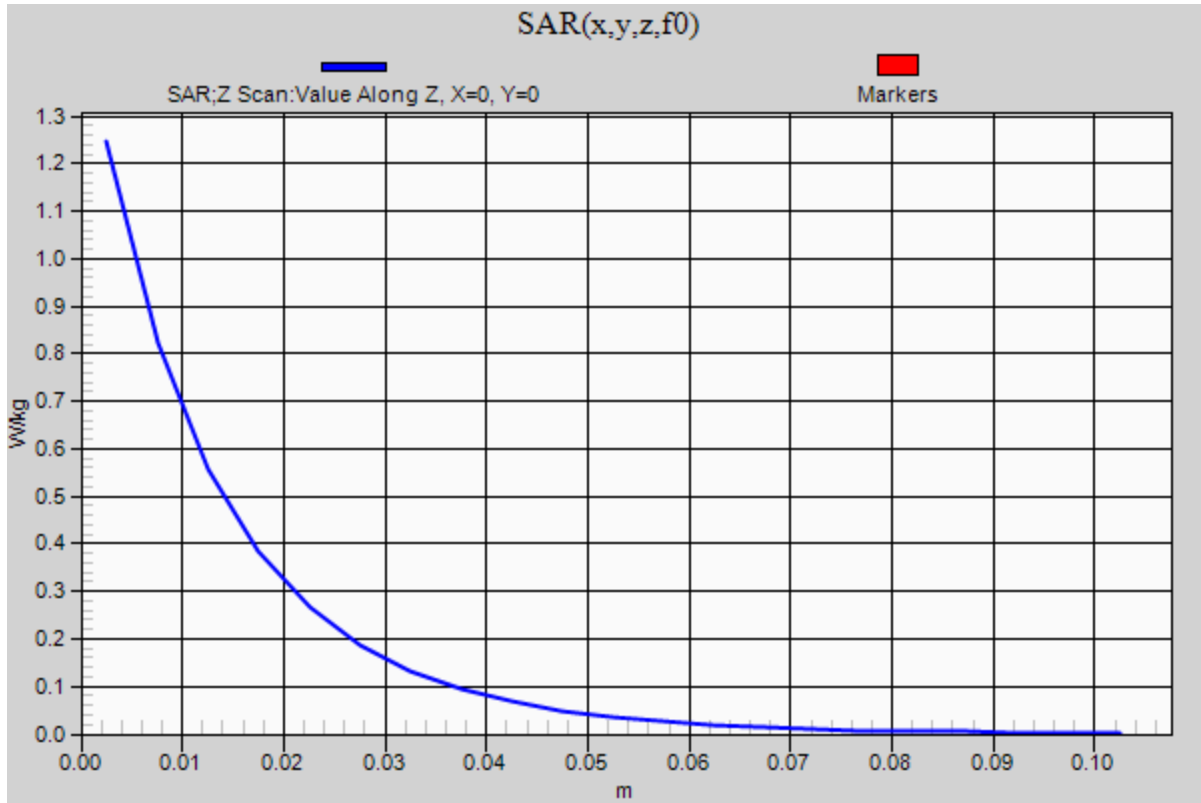
0 dB = 1.27 W/kg = 1.04 dBW/kg

20181218_SystemPerformanceCheck-D835V2 SN 4d117

Frequency: 835 MHz; Duty Cycle: 1:1

Head/Pin=100 mW/Z Scan (1x1x21): Measurement grid: dx=20mm, dy=20mm, dz=5mm

Maximum value of SAR (measured) = 1.25 W/kg



20181223_SystemPerformanceCheck-D750V3 SN 1024

Frequency: 750 MHz; Duty Cycle: 1:1; Room Ambient Temperature: 24.0°C; Liquid Temperature: 23.0°C

Medium parameters used: $f = 750 \text{ MHz}$; $\sigma = 0.888 \text{ S/m}$; $\epsilon_r = 40.776$; $\rho = 1000 \text{ kg/m}^3$

DASY5 Configuration:

- Area Scan Setting: Find Secondary Maximum Within: 2.0 dB and with a peak SAR value greater than 0.0012W/kg
- Electronics: DAE4 Sn1540; Calibrated: 2/23/2018
- Probe: EX3DV4 - SN3885; ConvF(9.66, 9.66, 9.66); Calibrated: 9/18/2018, ConvF(9.66, 9.66, 9.66); Calibrated: 9/18/2018;
- Sensor-Surface: 2.5mm (Mechanical Surface Detection)
- Phantom: Twin-SAM V5.0 (30deg probe tilt); Type: QD 000 P40 CD; Serial: 1602

Head/Pin=100 mW/Area Scan (7x7x1): Measurement grid: dx=15mm, dy=15mm

Maximum value of SAR (measured) = 0.894 W/kg

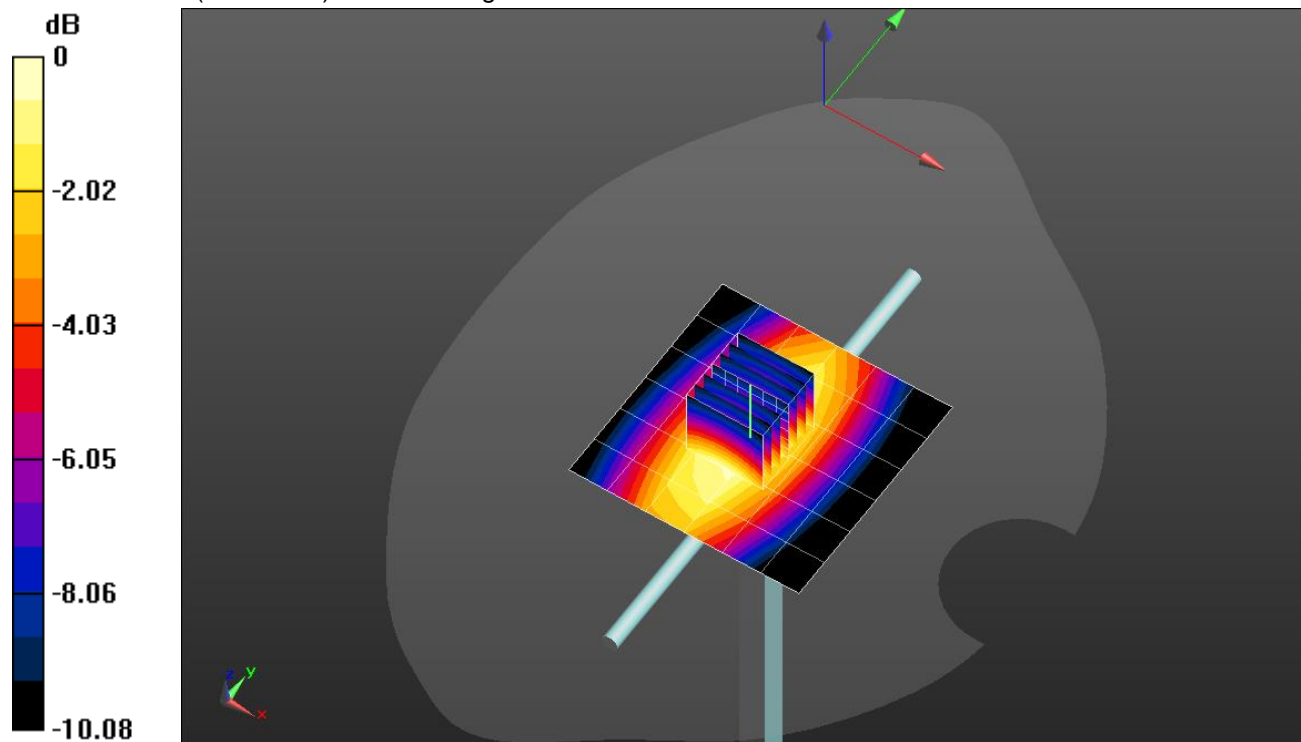
Head/Pin=100 mW/Zoom Scan (7x7x7)/Cube 0: Measurement grid: dx=5mm, dy=5mm, dz=5mm

Reference Value = 32.26 V/m; Power Drift = 0.03 dB

Peak SAR (extrapolated) = 1.12 W/kg

SAR(1 g) = 0.763 W/kg; SAR(10 g) = 0.511 W/kg

Maximum value of SAR (measured) = 0.920 W/kg

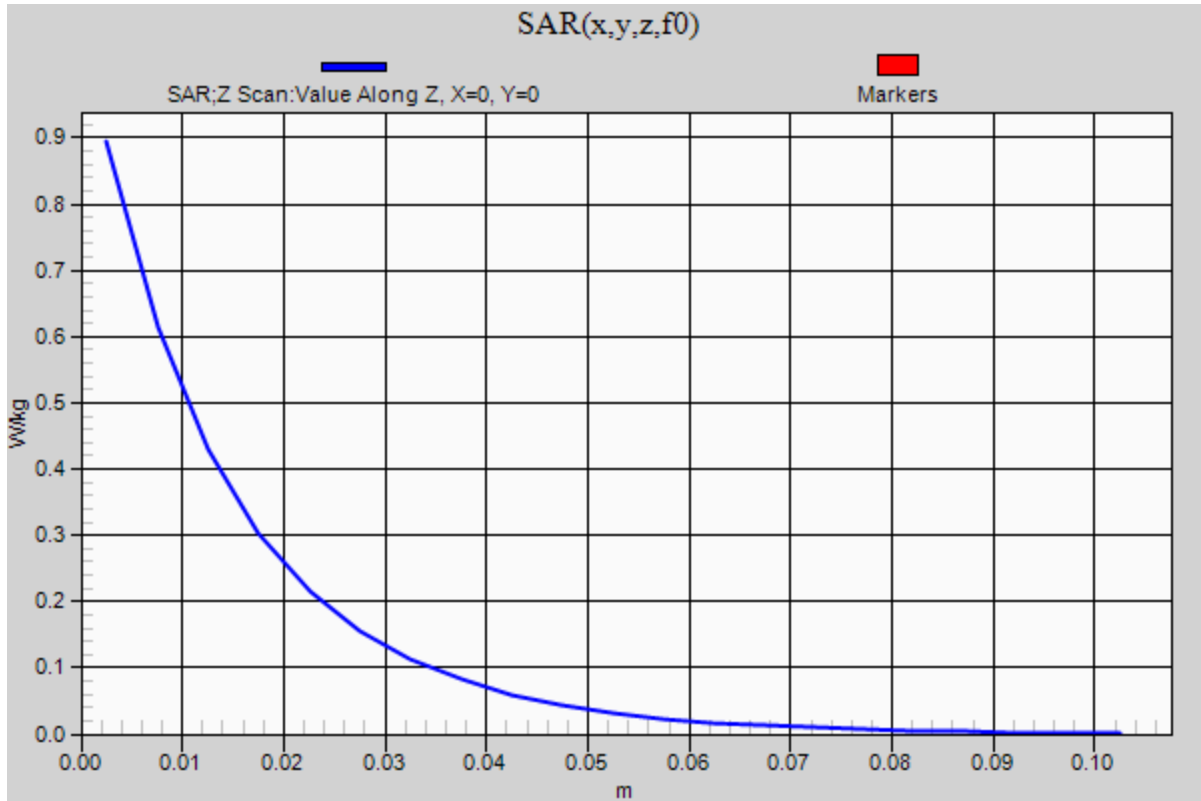


0 dB = 0.920 W/kg = -0.36 dBW/kg

20181223_SystemPerformanceCheck-D750V3 SN 1024

Frequency: 750 MHz; Duty Cycle: 1:1

Head/Pin=100 mW/Z Scan (1x1x21): Measurement grid: dx=20mm, dy=20mm, dz=5mm
Maximum value of SAR (measured) = 0.894 W/kg



20190110_SystemPerformanceCheck-D5GHzV2 SN 1138

Frequency: 5250 MHz; Duty Cycle: 1:1; Room Ambient Temperature: 24.0°C; Liquid Temperature: 23.0°C

Medium parameters used: $f = 5250$ MHz; $\sigma = 5.316$ S/m; $\epsilon_r = 49.441$; $\rho = 1000$ kg/m³

DASY5 Configuration:

- Area Scan Setting: Find Secondary Maximum Within: 2.0 dB and with a peak SAR value greater than 0.0012W/kg
- Electronics: DAE4 Sn1540; Calibrated: 2/23/2018
- Probe: EX3DV4 - SN3885; ConvF(4.33, 4.33, 4.33); Calibrated: 9/18/2018, ConvF(4.33, 4.33, 4.33); Calibrated: 9/18/2018;
- Sensor-Surface: 1.4mm (Mechanical Surface Detection)
- Phantom: ELI V5.0 Slot 6/7; Type: QD OVA 002 AA; Serial: 1099

Body/5.25 GHz, Pin=100mW/Area Scan (7x7x1): Measurement grid: dx=10mm, dy=10mm

Maximum value of SAR (measured) = 19.4 W/kg

Body/5.25 GHz, Pin=100mW/Zoom Scan (8x8x7)/Cube 0: Measurement grid: dx=4mm, dy=4mm,

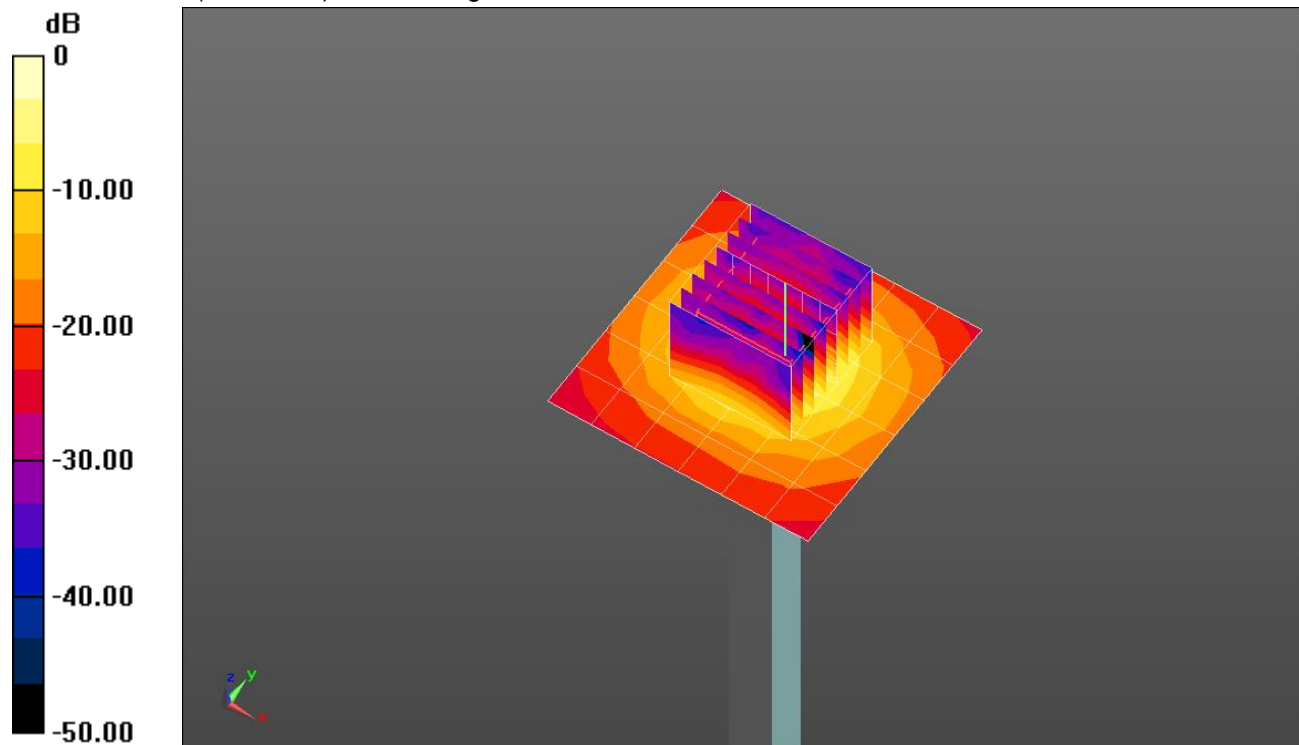
dz=1.4mm

Reference Value = 55.64 V/m; Power Drift = -0.20 dB

Peak SAR (extrapolated) = 31.7 W/kg

SAR(1 g) = 8.15 W/kg; SAR(10 g) = 2.3 W/kg

Maximum value of SAR (measured) = 19.1 W/kg

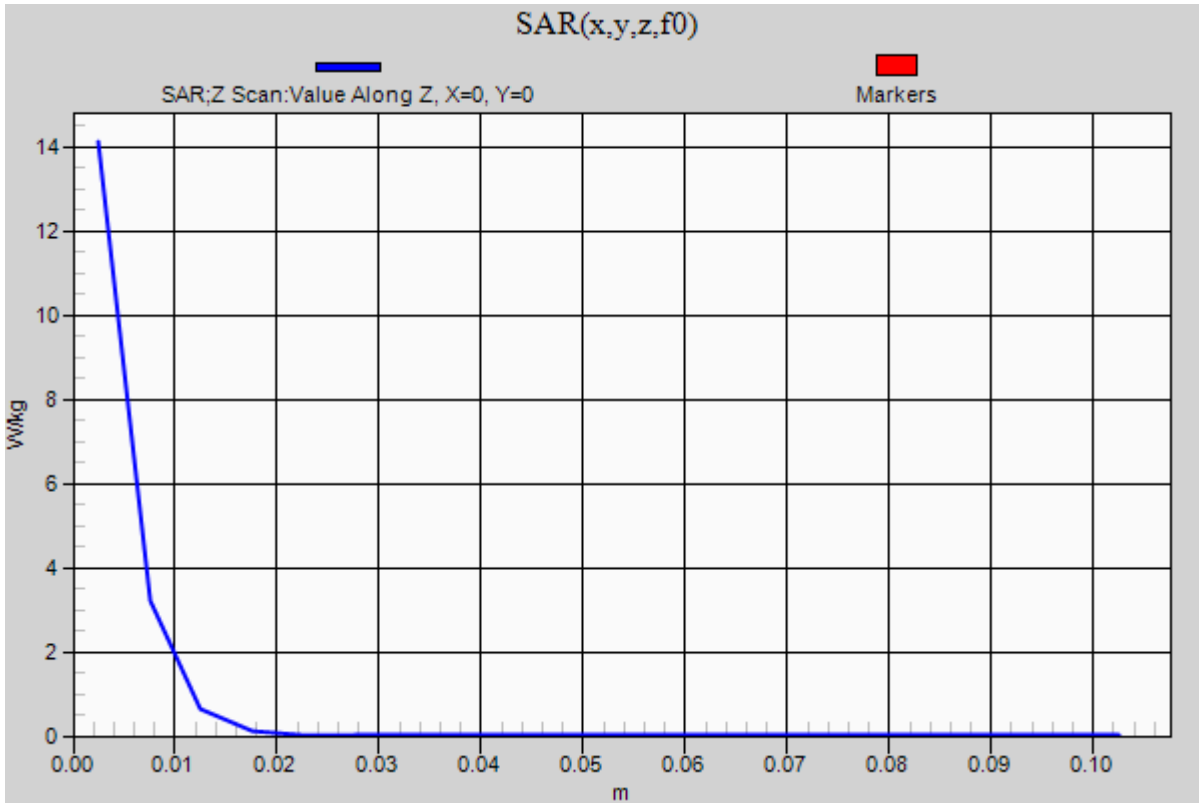


0 dB = 19.1 W/kg = 12.81 dBW/kg

20190110_SystemPerformanceCheck-D5GHzV2 SN 1138

Frequency: 5250 MHz; Duty Cycle: 1:1

Body/5.25 GHz, Pin=100mW/Z Scan (1x1x21): Measurement grid: dx=20mm, dy=20mm, dz=5mm
Maximum value of SAR (measured) = 14.1 W/kg



20190110_SystemPerformanceCheck-D5GHzV2 SN 1138

Frequency: 5600 MHz; Duty Cycle: 1:1; Room Ambient Temperature: 24.0°C; Liquid Temperature: 23.0°C
 Medium parameters used: $f = 5600$ MHz; $\sigma = 5.789$ S/m; $\epsilon_r = 48.908$; $\rho = 1000$ kg/m³

DASY5 Configuration:

- Area Scan Setting: Find Secondary Maximum Within: 2.0 dB and with a peak SAR value greater than 0.0012W/kg
- Electronics: DAE4 Sn1540; Calibrated: 2/23/2018
- Probe: EX3DV4 - SN3885; ConvF(3.9, 3.9, 3.9); Calibrated: 9/18/2018, ConvF(3.9, 3.9, 3.9); Calibrated: 9/18/2018;
- Sensor-Surface: 1.4mm (Mechanical Surface Detection)
- Phantom: ELI V5.0 Slot 6/7; Type: QD OVA 002 AA; Serial: 1099

Body/5.6 GHz, Pin=100mW/Area Scan (7x7x1): Measurement grid: dx=10mm, dy=10mm

Maximum value of SAR (measured) = 21.0 W/kg

Body/5.6 GHz, Pin=100mW/Zoom Scan (8x8x7)/Cube 0: Measurement grid: dx=4mm, dy=4mm,


dz=1.4mm

Reference Value = 54.21 V/m; Power Drift = -0.12 dB

Peak SAR (extrapolated) = 37.0 W/kg

SAR(1 g) = 8.57 W/kg; SAR(10 g) = 2.39 W/kg

Maximum value of SAR (measured) = 20.9 W/kg

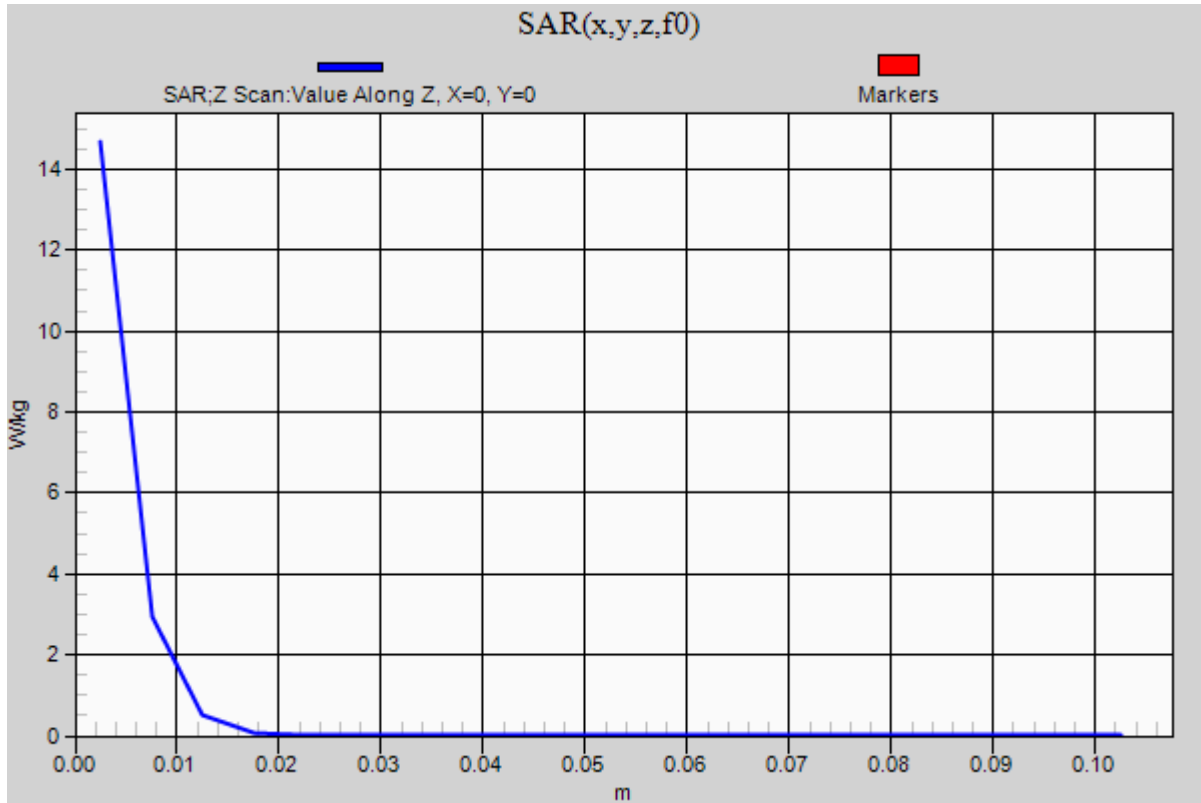


0 dB = 20.9 W/kg = 13.20 dBW/kg

20190110_SystemPerformanceCheck-D5GHzV2 SN 1138

Frequency: 5600 MHz; Duty Cycle: 1:1

Body/5.6 GHz, Pin=100mW/Z Scan (1x1x21): Measurement grid: dx=20mm, dy=20mm, dz=5mm
Maximum value of SAR (measured) = 14.7 W/kg



20190110_SystemPerformanceCheck-D5GHzV2 SN 1138

Frequency: 5750 MHz; Duty Cycle: 1:1; Room Ambient Temperature: 24.0°C; Liquid Temperature: 23.0°C

Medium parameters used: $f = 5750$ MHz; $\sigma = 6.012$ S/m; $\epsilon_r = 48.672$; $\rho = 1000$ kg/m³

DASY5 Configuration:

- Area Scan Setting: Find Secondary Maximum Within: 2.0 dB and with a peak SAR value greater than 0.0012W/kg
- Electronics: DAE4 Sn1540; Calibrated: 2/23/2018
- Probe: EX3DV4 - SN3885; ConvF(4.16, 4.16, 4.16); Calibrated: 9/18/2018, ConvF(4.16, 4.16, 4.16); Calibrated: 9/18/2018;
- Sensor-Surface: 1.4mm (Mechanical Surface Detection)
- Phantom: ELI V5.0 Slot 6/7; Type: QD OVA 002 AA; Serial: 1099

Body/5.75 GHz, Pin=100mW/Area Scan (7x7x1): Measurement grid: dx=10mm, dy=10mm

Maximum value of SAR (measured) = 19.6 W/kg

Body/5.75 GHz, Pin=100mW/Zoom Scan (8x8x7)/Cube 0: Measurement grid: dx=4mm, dy=4mm,


dz=1.4mm

Reference Value = 50.68 V/m; Power Drift = -0.13 dB

Peak SAR (extrapolated) = 34.6 W/kg

SAR(1 g) = 7.79 W/kg; SAR(10 g) = 2.18 W/kg

Maximum value of SAR (measured) = 19.1 W/kg

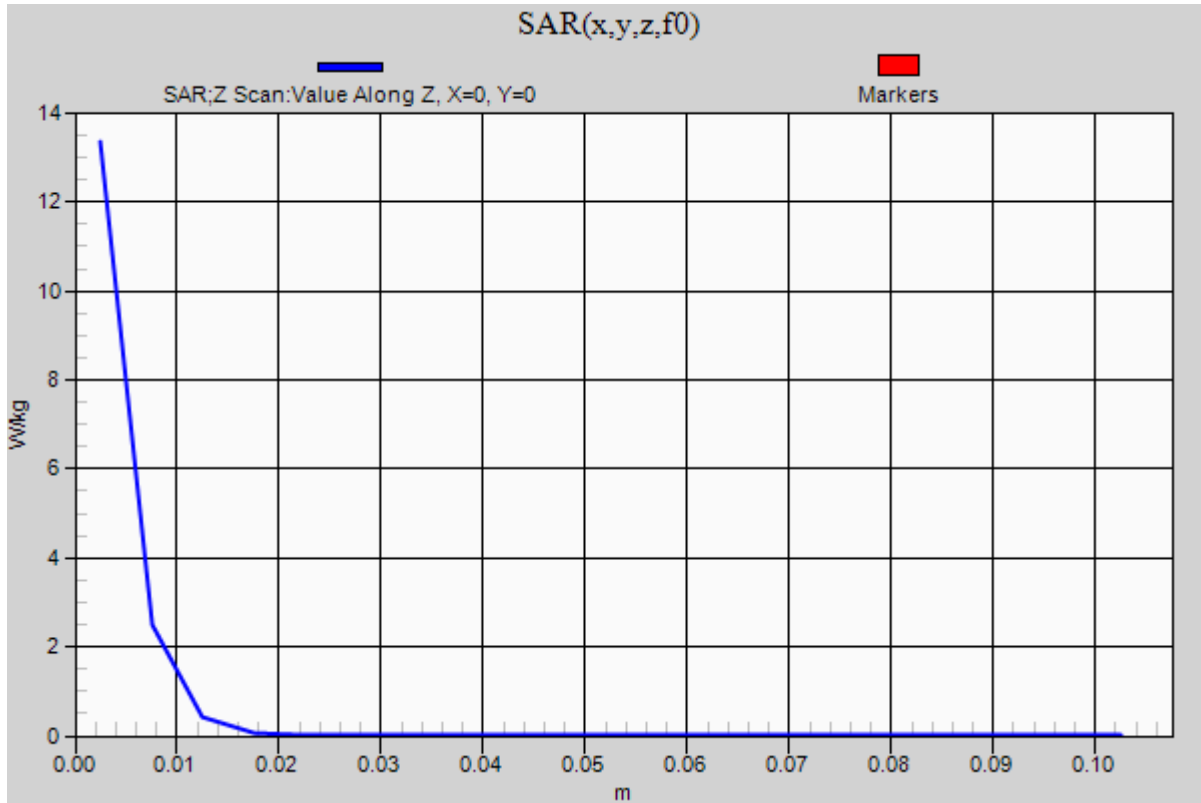


0 dB = 19.1 W/kg = 12.81 dBW/kg

20190110_SystemPerformanceCheck-D5GHzV2 SN 1138

Frequency: 5750 MHz; Duty Cycle: 1:1

Body/5.75 GHz, Pin=100mW/Z Scan (1x1x21): Measurement grid: dx=20mm, dy=20mm, dz=5mm
Maximum value of SAR (measured) = 13.4 W/kg



20181210_SystemPerformanceCheck-D750V3 SN 1024

Frequency: 750 MHz; Duty Cycle: 1:1; Room Ambient Temperature: 24.0°C; Liquid Temperature: 23.0°C
Medium parameters used: $f = 750 \text{ MHz}$; $\sigma = 0.892 \text{ S/m}$; $\epsilon_r = 40.289$; $\rho = 1000 \text{ kg/m}^3$

DASY5 Configuration:

- Area Scan Setting: Find Secondary Maximum Within: 2.0 dB and with a peak SAR value greater than 0.0012W/kg
- Electronics: DAE4 Sn1377; Calibrated: 9/14/2018
- Probe: EX3DV4 - SN3772; ConvF(9.68, 9.68, 9.68); Calibrated: 2/13/2018, ConvF(9.68, 9.68, 9.68); Calibrated: 2/13/2018;
- Sensor-Surface: 2.5mm (Mechanical Surface Detection)
- Phantom: Twin-SAM V5.0 (20deg probe tilt); Type: QD000P40CD; Serial: 1629

Head/Pin=100 mW/Area Scan (7x7x1): Measurement grid: dx=15mm, dy=15mm

Maximum value of SAR (measured) = 0.960 W/kg

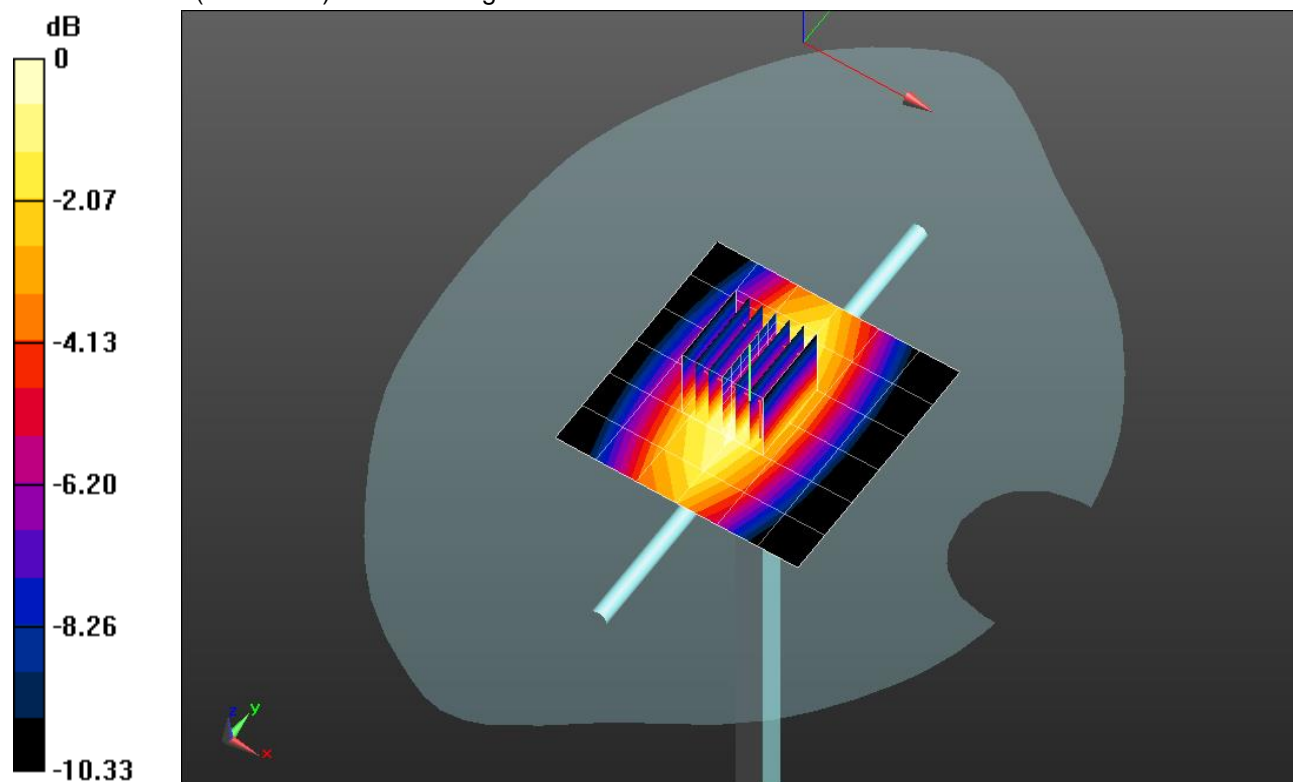
Head/Pin=100 mW/Zoom Scan (7x7x7)/Cube 0: Measurement grid: dx=5mm, dy=5mm, dz=5mm

Reference Value = 33.30 V/m; Power Drift = 0.03 dB

Peak SAR (extrapolated) = 1.21 W/kg

SAR(1 g) = 0.807 W/kg; SAR(10 g) = 0.530 W/kg

Maximum value of SAR (measured) = 0.983 W/kg

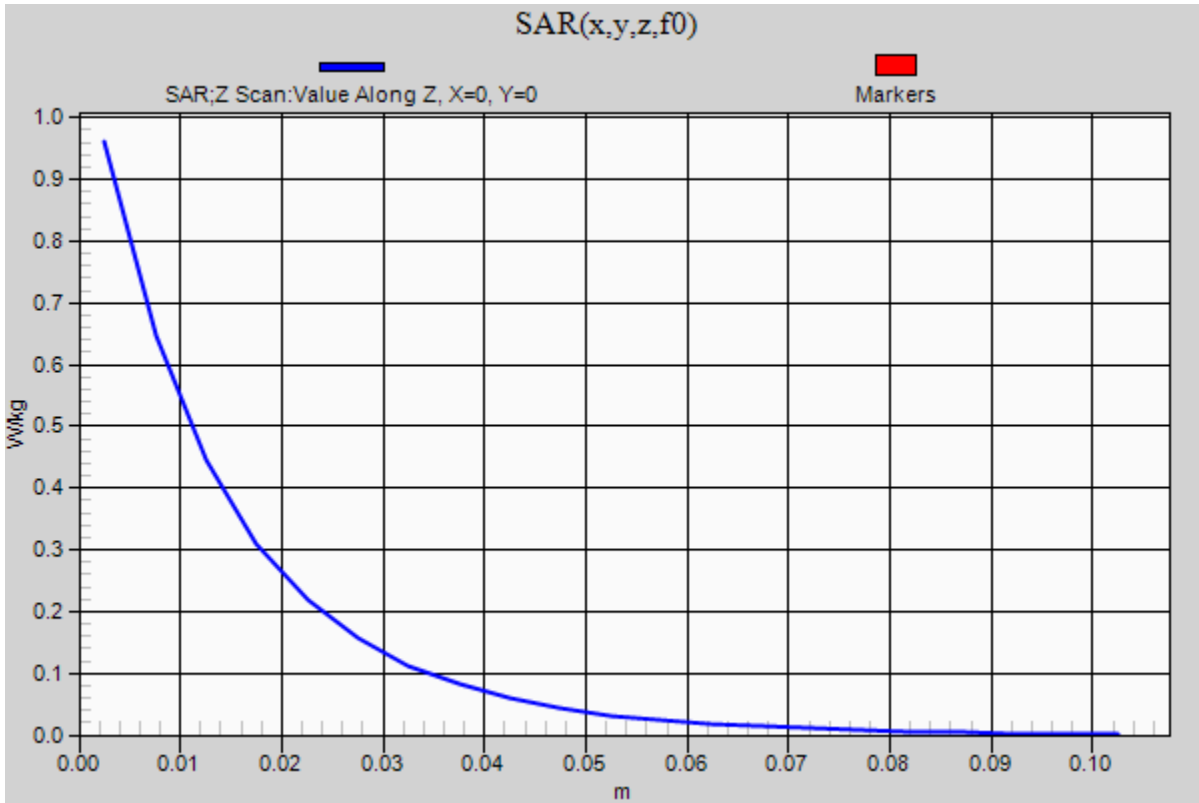


0 dB = 0.983 W/kg = -0.07 dBW/kg

20181210_SystemPerformanceCheck-D750V3 SN 1024

Frequency: 750 MHz; Duty Cycle: 1:1

Head/Pin=100 mW/Z Scan (1x1x21): Measurement grid: dx=20mm, dy=20mm, dz=5mm
Maximum value of SAR (measured) = 0.961 W/kg



20181212_SystemPerformanceCheck-D1750V2 SN 1050

Frequency: 1750 MHz; Duty Cycle: 1:1; Room Ambient Temperature: 24.0°C; Liquid Temperature: 23.0°C

Medium parameters used: $f = 1750$ MHz; $\sigma = 1.356$ S/m; $\epsilon_r = 38.943$; $\rho = 1000$ kg/m³

DASY5 Configuration:

- Area Scan Setting: Find Secondary Maximum Within: 2.0 dB and with a peak SAR value greater than 0.0012W/kg
- Electronics: DAE4 Sn1377; Calibrated: 9/14/2018
- Probe: EX3DV4 - SN3772; ConvF(7.77, 7.77, 7.77); Calibrated: 2/13/2018, ConvF(7.77, 7.77, 7.77); Calibrated: 2/13/2018;
- Sensor-Surface: 2.5mm (Mechanical Surface Detection)
- Phantom: Twin-SAM V5.0 (20deg probe tilt); Type: QD000P40CD; Serial: 1629

Head/Pin=100 mW/Area Scan (7x7x1): Measurement grid: dx=15mm, dy=15mm

Maximum value of SAR (measured) = 4.88 W/kg

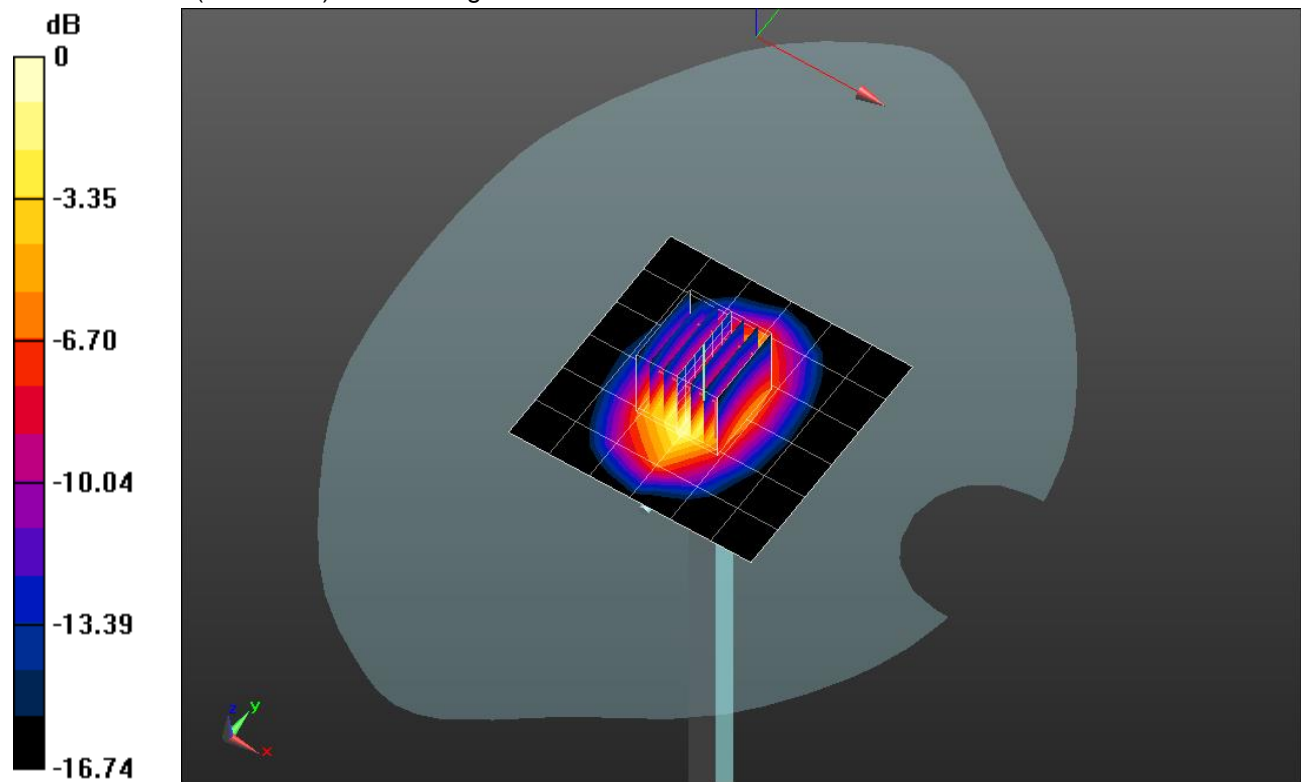
Head/Pin=100 mW/Zoom Scan (7x7x7)/Cube 0: Measurement grid: dx=5mm, dy=5mm, dz=5mm

Reference Value = 61.47 V/m; Power Drift = -0.14 dB

Peak SAR (extrapolated) = 6.59 W/kg

SAR(1 g) = 3.6 W/kg; SAR(10 g) = 1.91 W/kg

Maximum value of SAR (measured) = 4.85 W/kg



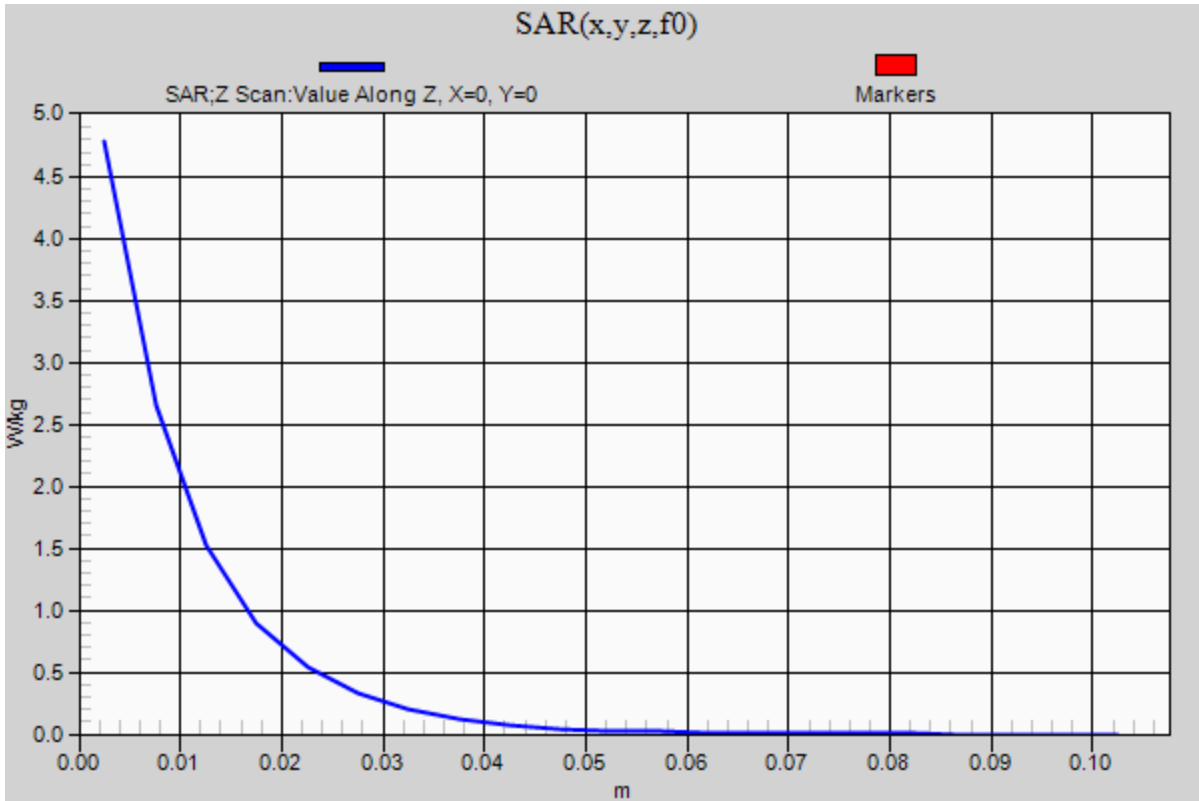
0 dB = 4.85 W/kg = 6.86 dBW/kg

20181212_SystemPerformanceCheck-D1750V2 SN 1050

Frequency: 1750 MHz; Duty Cycle: 1:1

Head/Pin=100 mW/Z Scan (1x1x21): Measurement grid: dx=20mm, dy=20mm, dz=5mm

Maximum value of SAR (measured) = 4.78 W/kg



20181218_SystemPerformanceCheck-D5GHzV2 SN 1003

Frequency: 5250 MHz; Duty Cycle: 1:1; Room Ambient Temperature: 24.0°C; Liquid Temperature: 23.0°C
 Medium parameters used: $f = 5250 \text{ MHz}$; $\sigma = 5.389 \text{ S/m}$; $\epsilon_r = 48.153$; $\rho = 1000 \text{ kg/m}^3$

DASY5 Configuration:

- Area Scan Setting: Find Secondary Maximum Within: 2.0 dB and with a peak SAR value greater than 0.0012W/kg
- Electronics: DAE4 Sn1377; Calibrated: 9/14/2018
- Probe: EX3DV4 - SN3772; ConvF(4.45, 4.45, 4.45); Calibrated: 2/13/2018, ConvF(4.45, 4.45, 4.45); Calibrated: 2/13/2018;
- Sensor-Surface: 1.4mm (Mechanical Surface Detection)
- Phantom: ELI V5.0 Slot 6/7; Type: QD OVA 001 BB; Serial: 1118

Body/5.25 GHz, Pin=100mW/Area Scan (7x7x1): Measurement grid: dx=10mm, dy=10mm

Maximum value of SAR (measured) = 20.4 W/kg

Body/5.25 GHz, Pin=100mW/Zoom Scan (8x8x7)/Cube 0: Measurement grid: dx=4mm, dy=4mm,

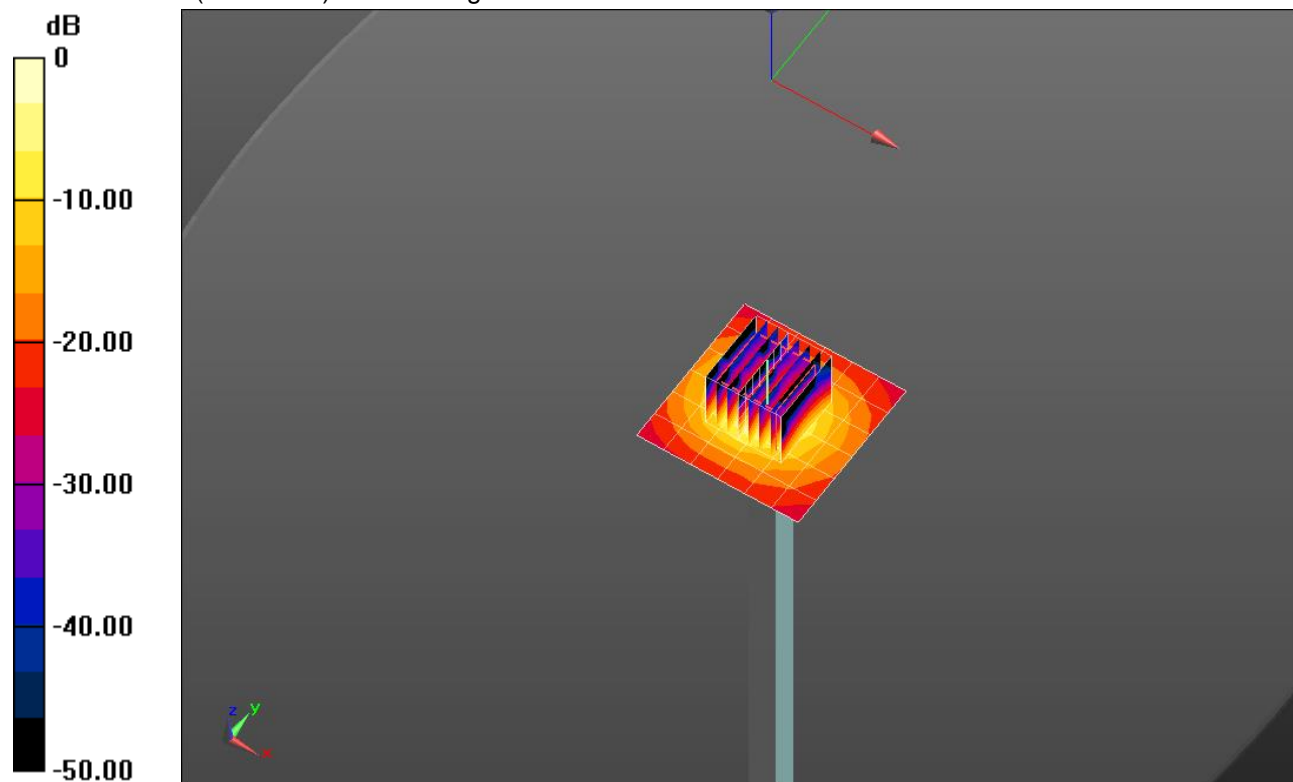
dz=1.4mm

Reference Value = 52.66 V/m; Power Drift = 0.17 dB

Peak SAR (extrapolated) = 37.8 W/kg

SAR(1 g) = 8 W/kg; SAR(10 g) = 2.21 W/kg

Maximum value of SAR (measured) = 20.0 W/kg

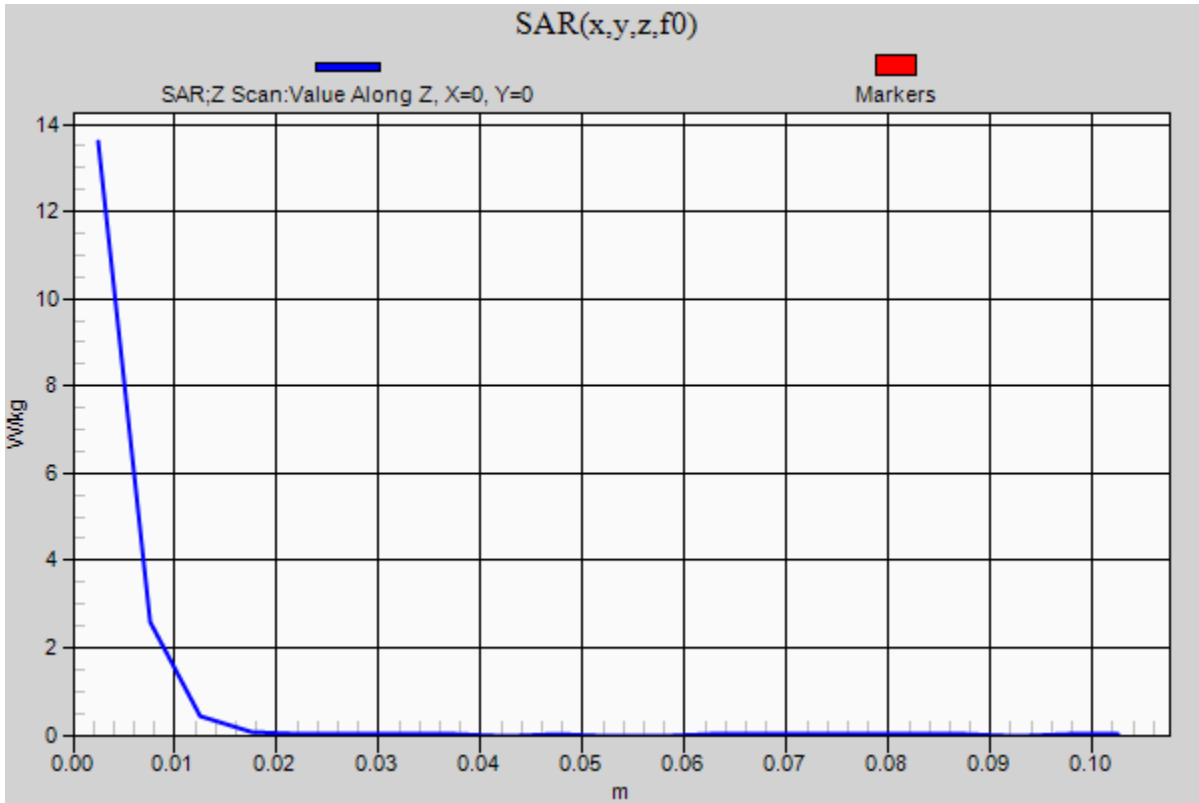


0 dB = 20.0 W/kg = 13.01 dBW/kg

20181218_SystemPerformanceCheck-D5GHzV2 SN 1003

Frequency: 5250 MHz; Duty Cycle: 1:1

Body/5.25 GHz, Pin=100mW/Z Scan (1x1x21): Measurement grid: dx=20mm, dy=20mm, dz=5mm
Maximum value of SAR (measured) = 13.6 W/kg



20181218_SystemPerformanceCheck-D5GHzV2 SN 1003

Frequency: 5600 MHz; Duty Cycle: 1:1; Room Ambient Temperature: 24.0°C; Liquid Temperature: 23.0°C
 Medium parameters used: $f = 5600$ MHz; $\sigma = 5.85$ S/m; $\epsilon_r = 47.706$; $\rho = 1000$ kg/m³

DASY5 Configuration:

- Area Scan Setting: Find Secondary Maximum Within: 2.0 dB and with a peak SAR value greater than 0.0012W/kg
- Electronics: DAE4 Sn1377; Calibrated: 9/14/2018
- Probe: EX3DV4 - SN3772; ConvF(3.96, 3.96, 3.96); Calibrated: 2/13/2018, ConvF(3.96, 3.96, 3.96); Calibrated: 2/13/2018;
- Sensor-Surface: 1.4mm (Mechanical Surface Detection)
- Phantom: ELI V5.0 Slot 6/7; Type: QD OVA 001 BB; Serial: 1118

Body/5.6 GHz, Pin=100mW/Area Scan (7x7x1): Measurement grid: dx=10mm, dy=10mm

Maximum value of SAR (measured) = 21.9 W/kg

Body/5.6 GHz, Pin=100mW/Zoom Scan (8x8x7)/Cube 0: Measurement grid: dx=4mm, dy=4mm,

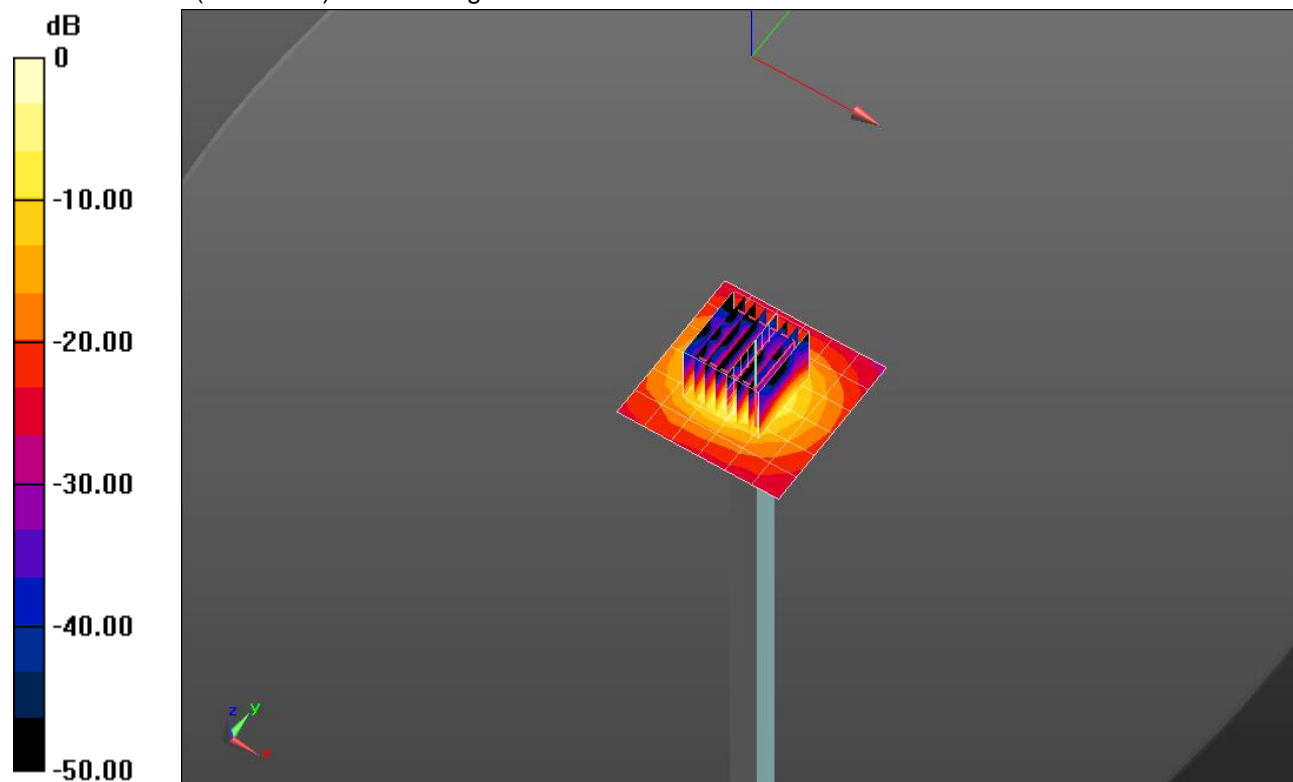
dz=1.4mm

Reference Value = 52.50 V/m; Power Drift = 0.15 dB

Peak SAR (extrapolated) = 43.1 W/kg

SAR(1 g) = 8.51 W/kg; SAR(10 g) = 2.32 W/kg

Maximum value of SAR (measured) = 21.9 W/kg

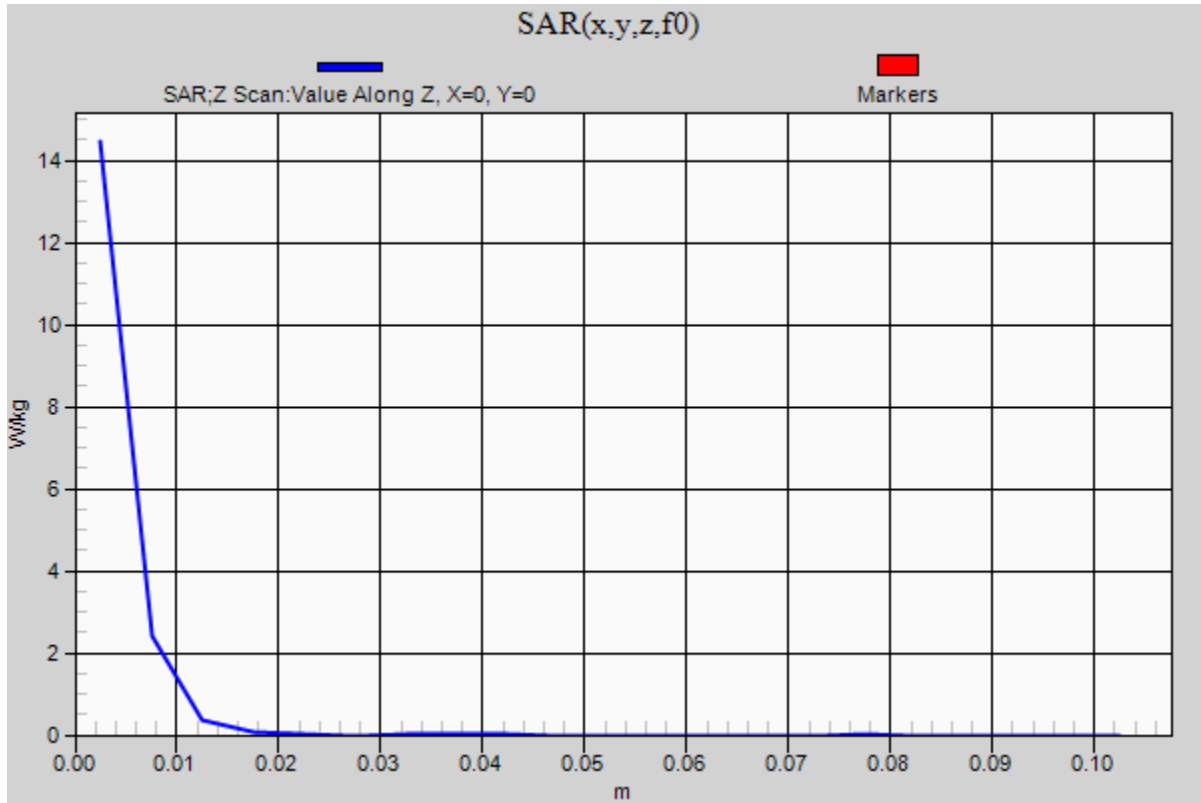


0 dB = 21.9 W/kg = 13.40 dBW/kg

20181218_SystemPerformanceCheck-D5GHzV2 SN 1003

Frequency: 5600 MHz; Duty Cycle: 1:1

Body/5.6 GHz, Pin=100mW/Z Scan (1x1x21): Measurement grid: dx=20mm, dy=20mm, dz=5mm
Maximum value of SAR (measured) = 14.5 W/kg



20181218_SystemPerformanceCheck-D5GHzV2 SN 1003

Frequency: 5750 MHz; Duty Cycle: 1:1; Room Ambient Temperature: 24.0°C; Liquid Temperature: 23.0°C
 Medium parameters used: $f = 5750 \text{ MHz}$; $\sigma = 6.023 \text{ S/m}$; $\epsilon_r = 47.416$; $\rho = 1000 \text{ kg/m}^3$

DASY5 Configuration:

- Area Scan Setting: Find Secondary Maximum Within: 2.0 dB and with a peak SAR value greater than 0.0012W/kg
- Electronics: DAE4 Sn1377; Calibrated: 9/14/2018
- Probe: EX3DV4 - SN3772; ConvF(4.17, 4.17, 4.17); Calibrated: 2/13/2018, ConvF(4.17, 4.17, 4.17); Calibrated: 2/13/2018;
- Sensor-Surface: 1.4mm (Mechanical Surface Detection)
- Phantom: ELI V5.0 Slot 6/7; Type: QD OVA 001 BB; Serial: 1118

Body/5.75 GHz, Pin=100mW/Area Scan (7x7x1): Measurement grid: dx=10mm, dy=10mm

Maximum value of SAR (measured) = 20.8 W/kg

Body/5.75 GHz, Pin=100mW/Zoom Scan (8x8x7)/Cube 0: Measurement grid: dx=4mm, dy=4mm,


dz=1.4mm

Reference Value = 49.64 V/m; Power Drift = 0.11 dB

Peak SAR (extrapolated) = 40.9 W/kg

SAR(1 g) = 7.88 W/kg; SAR(10 g) = 2.18 W/kg

Maximum value of SAR (measured) = 20.4 W/kg

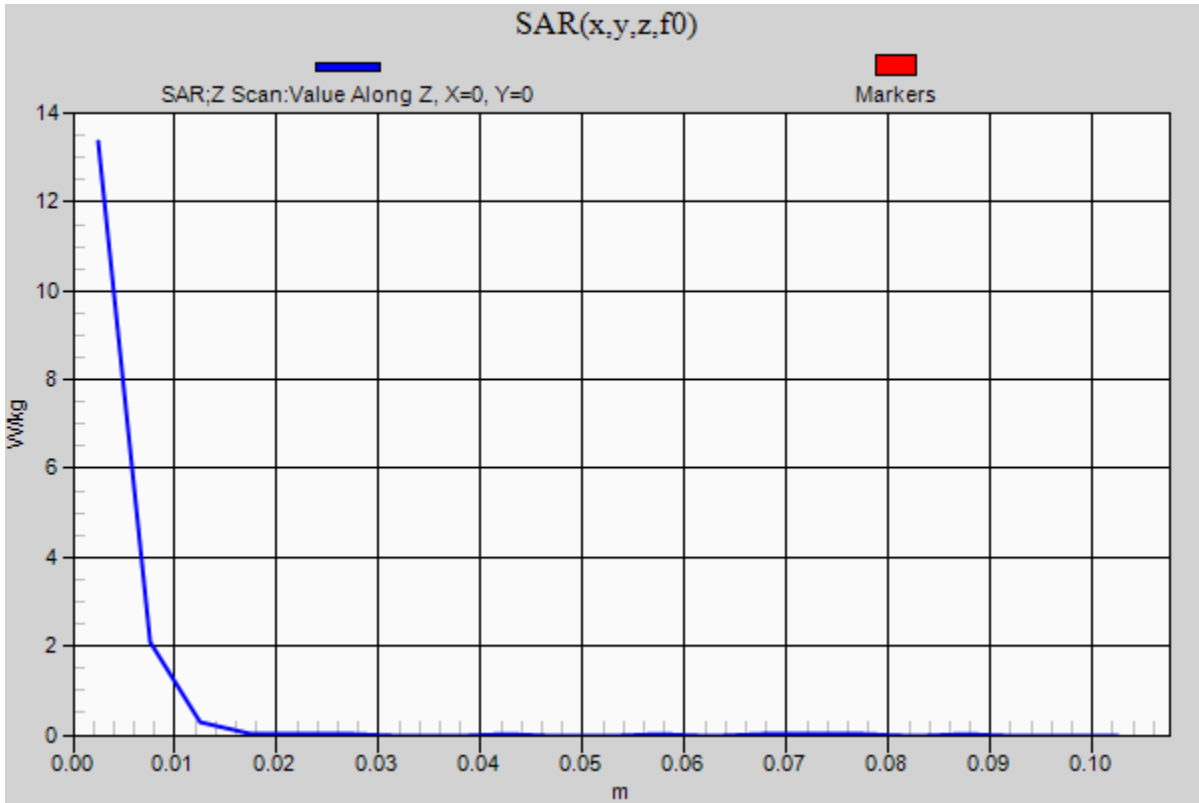


0 dB = 20.4 W/kg = 13.10 dBW/kg

20181218_SystemPerformanceCheck-D5GHzV2 SN 1003

Frequency: 5750 MHz; Duty Cycle: 1:1

Body/5.75 GHz, Pin=100mW/Z Scan (1x1x21): Measurement grid: dx=20mm, dy=20mm, dz=5mm
Maximum value of SAR (measured) = 13.4 W/kg



20181224_SystemPerformanceCheck-D5GHzV2 SN 1138

Frequency: 5600 MHz; Duty Cycle: 1:1; Room Ambient Temperature: 24.0°C; Liquid Temperature: 23.0°C
 Medium parameters used: $f = 5600 \text{ MHz}$; $\sigma = 5.844 \text{ S/m}$; $\epsilon_r = 46.594$; $\rho = 1000 \text{ kg/m}^3$

DASY5 Configuration:

- Area Scan Setting: Find Secondary Maximum Within: 2.0 dB and with a peak SAR value greater than 0.0012W/kg
- Electronics: DAE4 Sn1377; Calibrated: 9/14/2018
- Probe: EX3DV4 - SN3772; ConvF(3.96, 3.96, 3.96); Calibrated: 2/13/2018, ConvF(3.96, 3.96, 3.96); Calibrated: 2/13/2018;
- Sensor-Surface: 1.4mm (Mechanical Surface Detection)
- Phantom: ELI V5.0 Slot 6/7; Type: QD OVA 001 BB; Serial: 1118

Body/5.6 GHz, Pin=100mW/Area Scan (7x7x1): Measurement grid: dx=10mm, dy=10mm

Maximum value of SAR (measured) = 18.7 W/kg

Body/5.6 GHz, Pin=100mW/Zoom Scan (8x8x7)/Cube 0: Measurement grid: dx=4mm, dy=4mm,

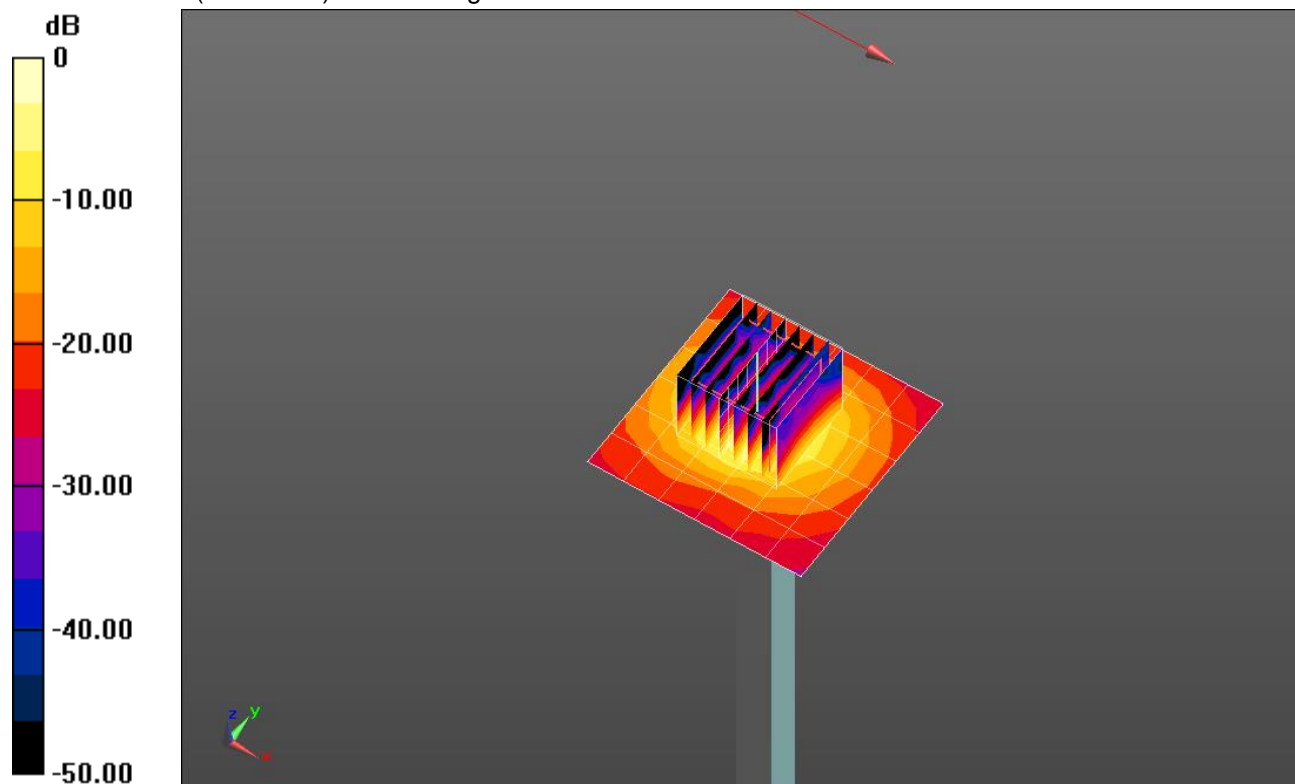
dz=1.4mm

Reference Value = 49.50 V/m; Power Drift = 0.06 dB

Peak SAR (extrapolated) = 39.2 W/kg

SAR(1 g) = 8.6 W/kg; SAR(10 g) = 2.41 W/kg

Maximum value of SAR (measured) = 21.3 W/kg

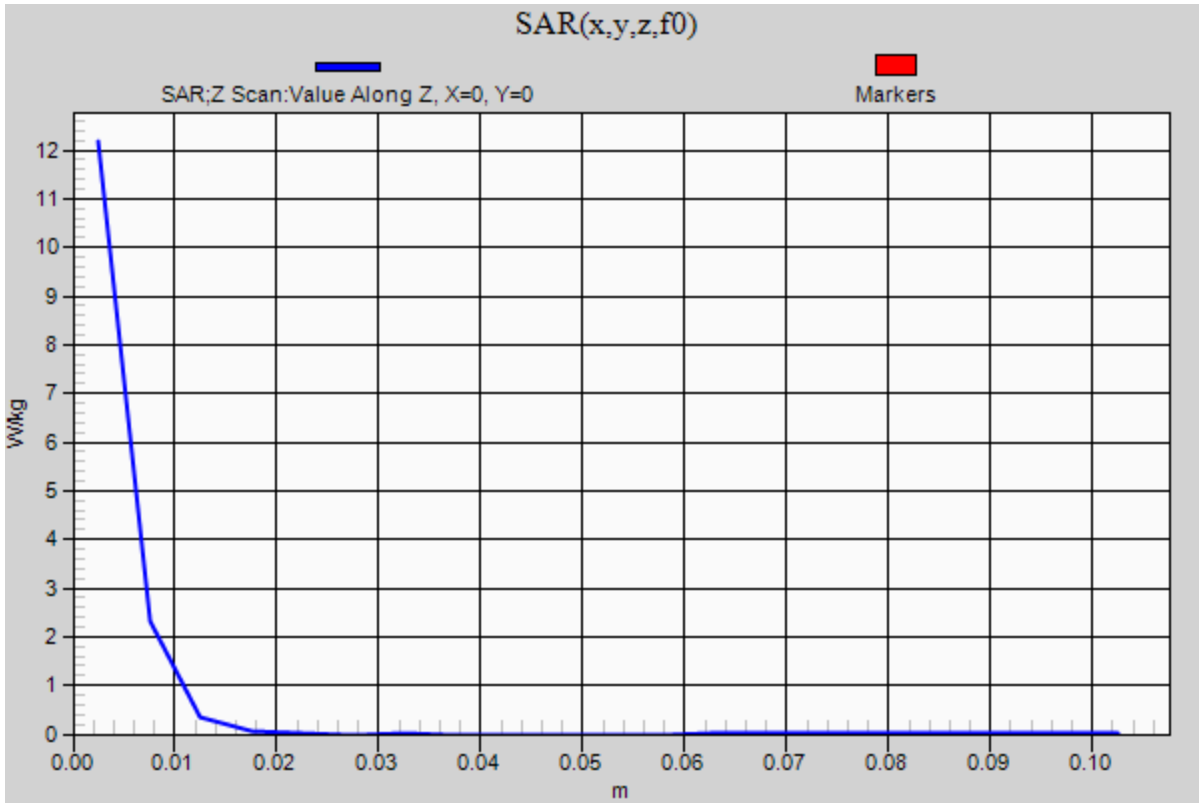


0 dB = 21.3 W/kg = 13.28 dBW/kg

20181224_SystemPerformanceCheck-D5GHzV2 SN 1138

Frequency: 5600 MHz; Duty Cycle: 1:1

Body/5.6 GHz, Pin=100mW/Z Scan (1x1x21): Measurement grid: dx=20mm, dy=20mm, dz=5mm
Maximum value of SAR (measured) = 12.2 W/kg



20181226_SystemPerformanceCheck-D5GHzV2 SN 1138

Frequency: 5250 MHz; Duty Cycle: 1:1; Room Ambient Temperature: 24.0°C; Liquid Temperature: 23.0°C
 Medium parameters used: $f = 5250 \text{ MHz}$; $\sigma = 5.429 \text{ S/m}$; $\epsilon_r = 47.123$; $\rho = 1000 \text{ kg/m}^3$

DASY5 Configuration:

- Area Scan Setting: Find Secondary Maximum Within: 2.0 dB and with a peak SAR value greater than 0.0012W/kg
- Electronics: DAE4 Sn1377; Calibrated: 9/14/2018
- Probe: EX3DV4 - SN3772; ConvF(4.45, 4.45, 4.45); Calibrated: 2/13/2018;
- Sensor-Surface: 1.4mm (Mechanical Surface Detection)
- Phantom: ELI V5.0 Slot 6/7; Type: QD OVA 001 BB; Serial: 1118

Body/5.25 GHz, Pin=100mW/Area Scan (7x7x1): Measurement grid: dx=10mm, dy=10mm
 Maximum value of SAR (measured) = 19.1 W/kg

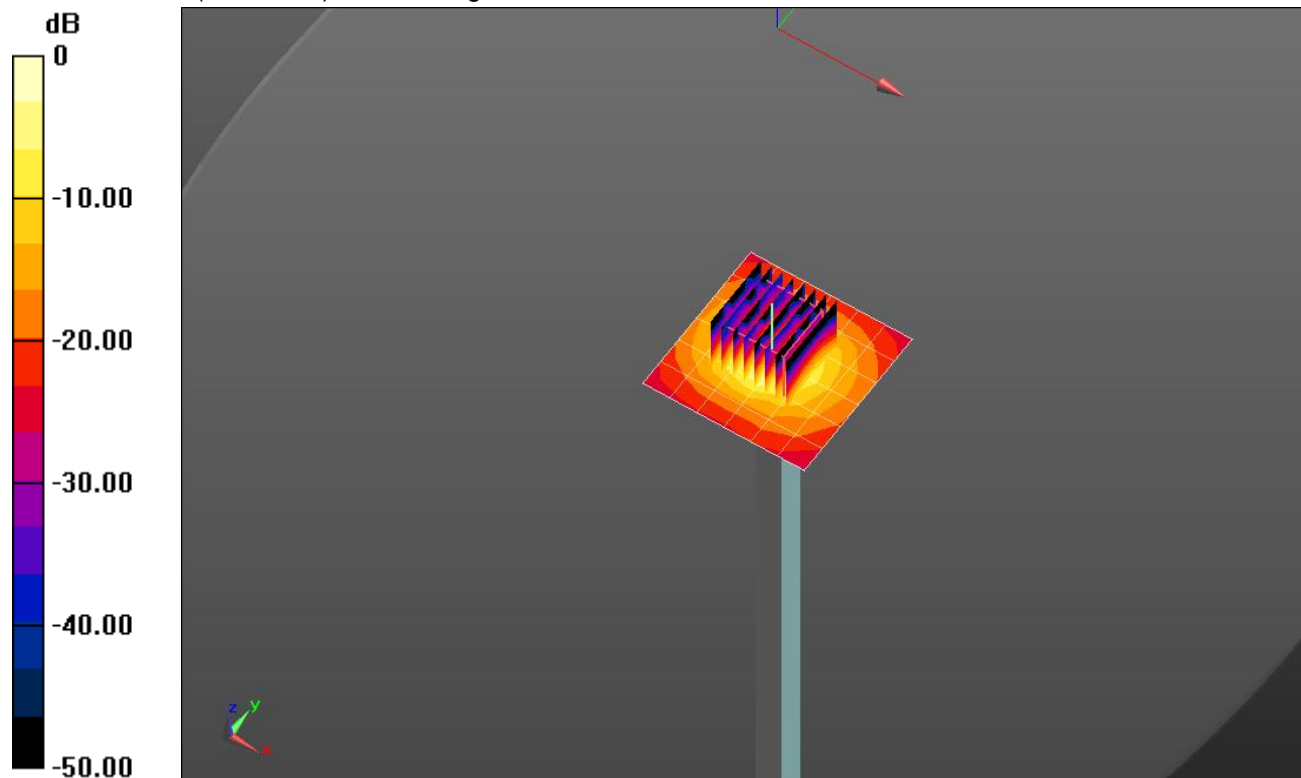
Body/5.25 GHz, Pin=100mW/Zoom Scan (8x8x7)/Cube 0: Measurement grid: dx=4mm, dy=4mm, dz=1.4mm

Reference Value = 52.363 V/m; Power Drift = 0.15 dB

Peak SAR (extrapolated) = 35.0 W/kg

SAR(1 g) = 8.19 W/kg; SAR(10 g) = 2.27 W/kg

Maximum value of SAR (measured) = 19.5 W/kg

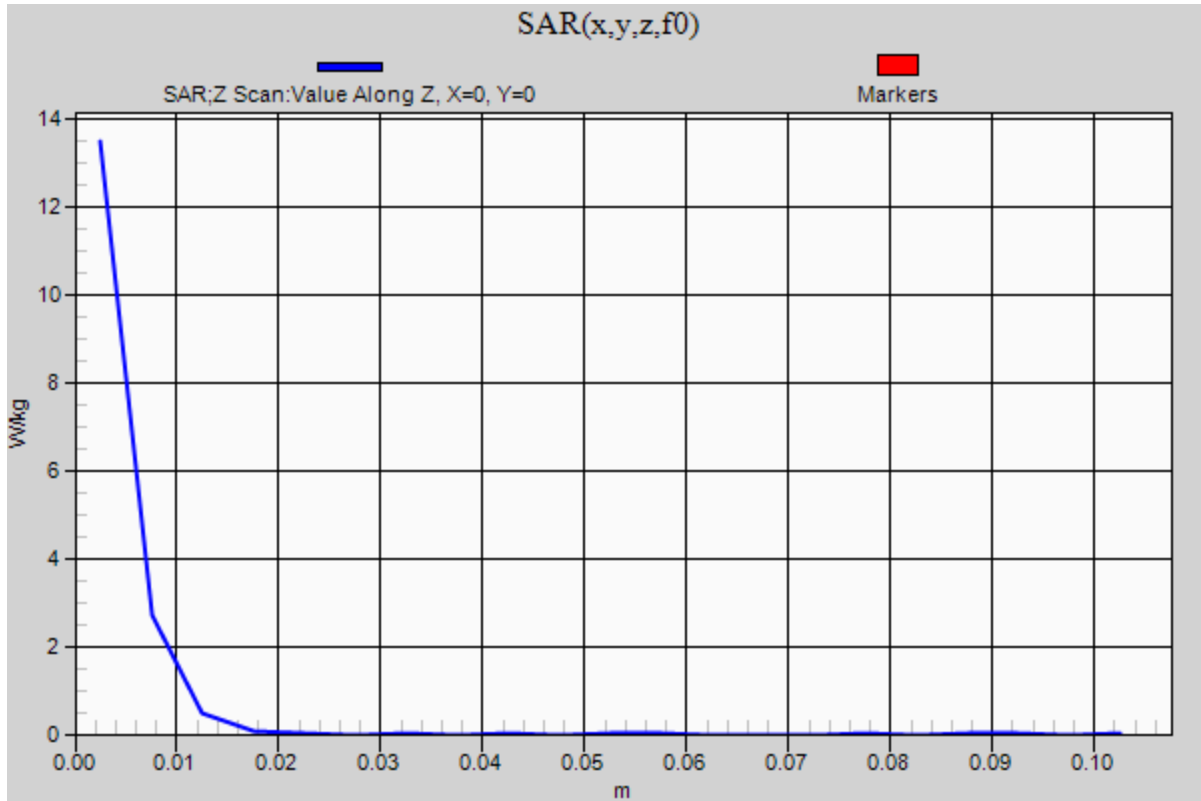


0 dB = 19.5 W/kg = 12.90 dBW/kg

20181226_SystemPerformanceCheck-D5GHzV2 SN 1138

Frequency: 5250 MHz; Duty Cycle: 1:1

Body/5.25 GHz, Pin=100mW/Z Scan (1x1x21): Measurement grid: dx=20mm, dy=20mm, dz=5mm
Maximum value of SAR (measured) = 13.5 W/kg



20181226_SystemPerformanceCheck-D2600V2 SN 1036

Frequency: 2600 MHz; Duty Cycle: 1:1; Room Ambient Temperature: 24.0°C; Liquid Temperature: 23.0°C
 Medium parameters used: $f = 2600 \text{ MHz}$; $\sigma = 2.225 \text{ S/m}$; $\epsilon_r = 51.957$; $\rho = 1000 \text{ kg/m}^3$

DASY5 Configuration:

- Area Scan Setting: Find Secondary Maximum Within: 2.0 dB and with a peak SAR value greater than 0.0012W/kg
- Electronics: DAE4 Sn1352; Calibrated: 11/6/2018
- Probe: EX3DV4 - SN3773; ConvF(6.74, 6.74, 6.74); Calibrated: 4/23/2018;
- Sensor-Surface: 2.5mm (Mechanical Surface Detection)
- Phantom: ELI v5.0 (A); Type: QDOVA001BB; Serial: 1120

Body/Pin=100 mW/Area Scan (8x8x1): Measurement grid: dx=12mm, dy=12mm

Maximum value of SAR (measured) = 6.78 W/kg

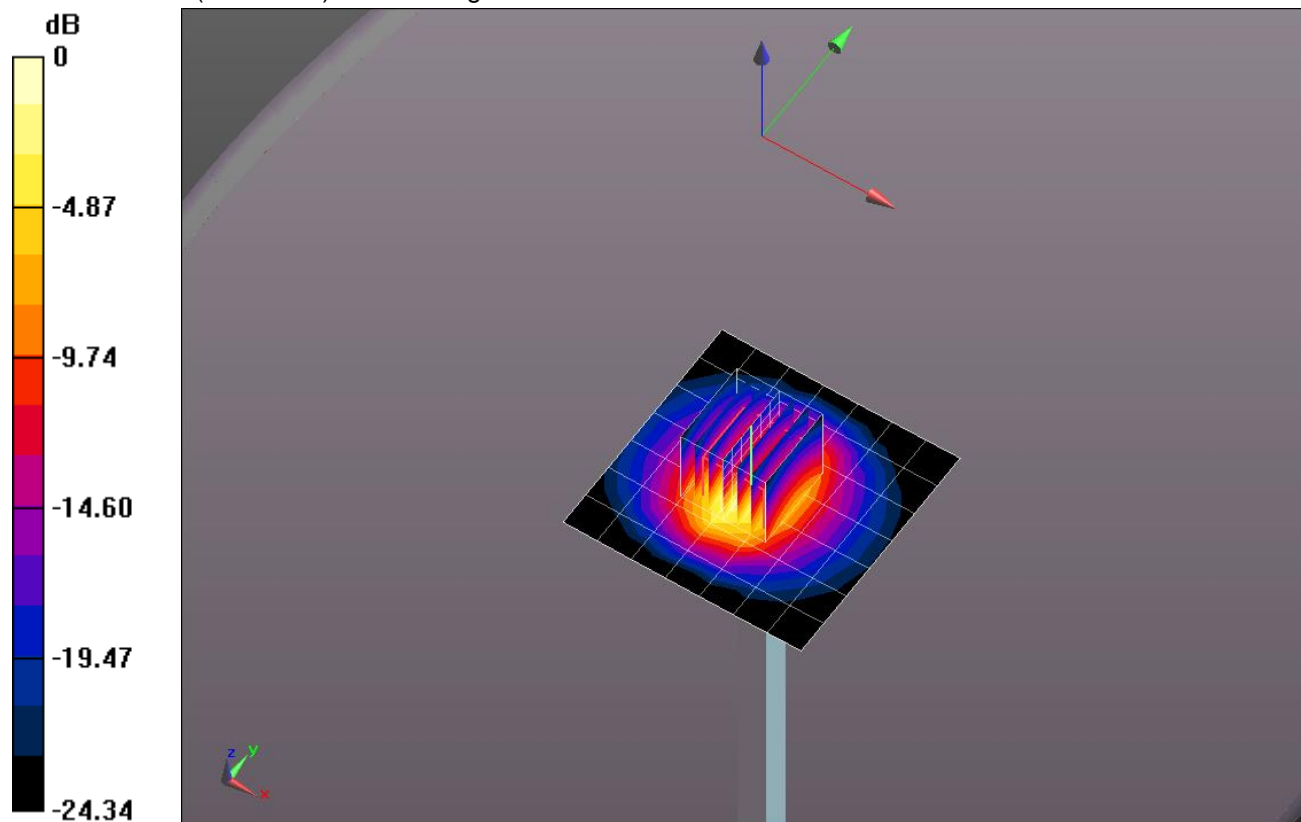
Body/Pin=100 mW/Zoom Scan (7x7x7)/Cube 0: Measurement grid: dx=5mm, dy=5mm, dz=5mm

Reference Value = 58.87 V/m; Power Drift = 0.18 dB

Peak SAR (extrapolated) = 12.3 W/kg

SAR(1 g) = 5.64 W/kg; SAR(10 g) = 2.47 W/kg

Maximum value of SAR (measured) = 8.22 W/kg



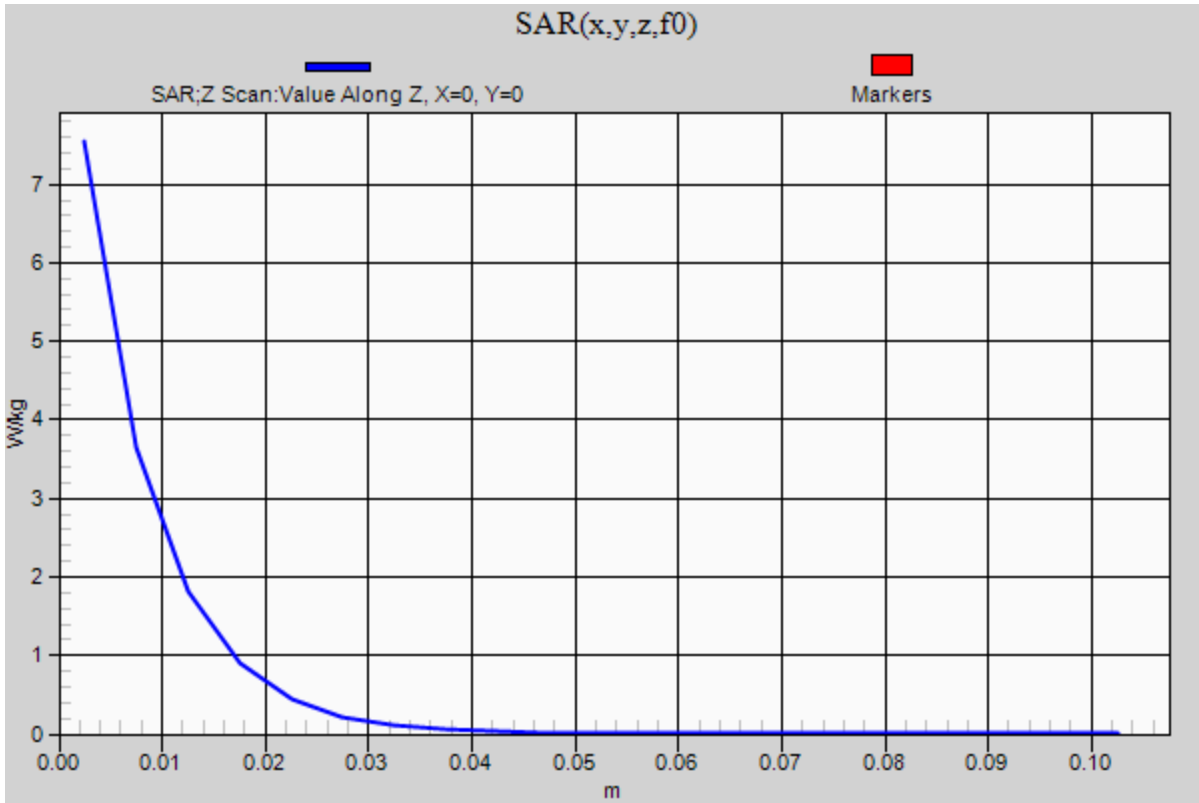
0 dB = 8.22 W/kg = 9.15 dBW/kg

20181226_SystemPerformanceCheck-D2600V2 SN 1036

Frequency: 2600 MHz; Duty Cycle: 1:1

Body/Pin=100 mW/Z Scan (1x1x21): Measurement grid: dx=20mm, dy=20mm, dz=5mm

Maximum value of SAR (measured) = 7.54 W/kg



20190109_SystemPerformanceCheck-D2450V2 SN 899

Frequency: 2450 MHz; Duty Cycle: 1:1; Room Ambient Temperature: 24.0°C; Liquid Temperature: 23.0°C
 Medium parameters used: $f = 2450 \text{ MHz}$; $\sigma = 2.04 \text{ S/m}$; $\epsilon_r = 50.218$; $\rho = 1000 \text{ kg/m}^3$

DASY5 Configuration:

- Area Scan Setting: Find Secondary Maximum Within: 2.0 dB and with a peak SAR value greater than 0.0012W/kg
- Electronics: DAE4 Sn1352; Calibrated: 11/6/2018
- Probe: EX3DV4 - SN3773; ConvF(6.8, 6.8, 6.8); Calibrated: 4/23/2018;
- Sensor-Surface: 2.5mm (Mechanical Surface Detection)
- Phantom: ELI v5.0 (A); Type: QDOVA001BB; Serial: 1120

Body/Pin=100 mW/Area Scan (8x8x1): Measurement grid: dx=12mm, dy=12mm

Maximum value of SAR (measured) = 6.16 W/kg


Body/Pin=100 mW/Zoom Scan (7x7x7)/Cube 0: Measurement grid: dx=5mm, dy=5mm, dz=5mm

Reference Value = 59.16 V/m; Power Drift = 0.17 dB

Peak SAR (extrapolated) = 11.0 W/kg

SAR(1 g) = 5.21 W/kg; SAR(10 g) = 2.38 W/kg

Maximum value of SAR (measured) = 7.49 W/kg

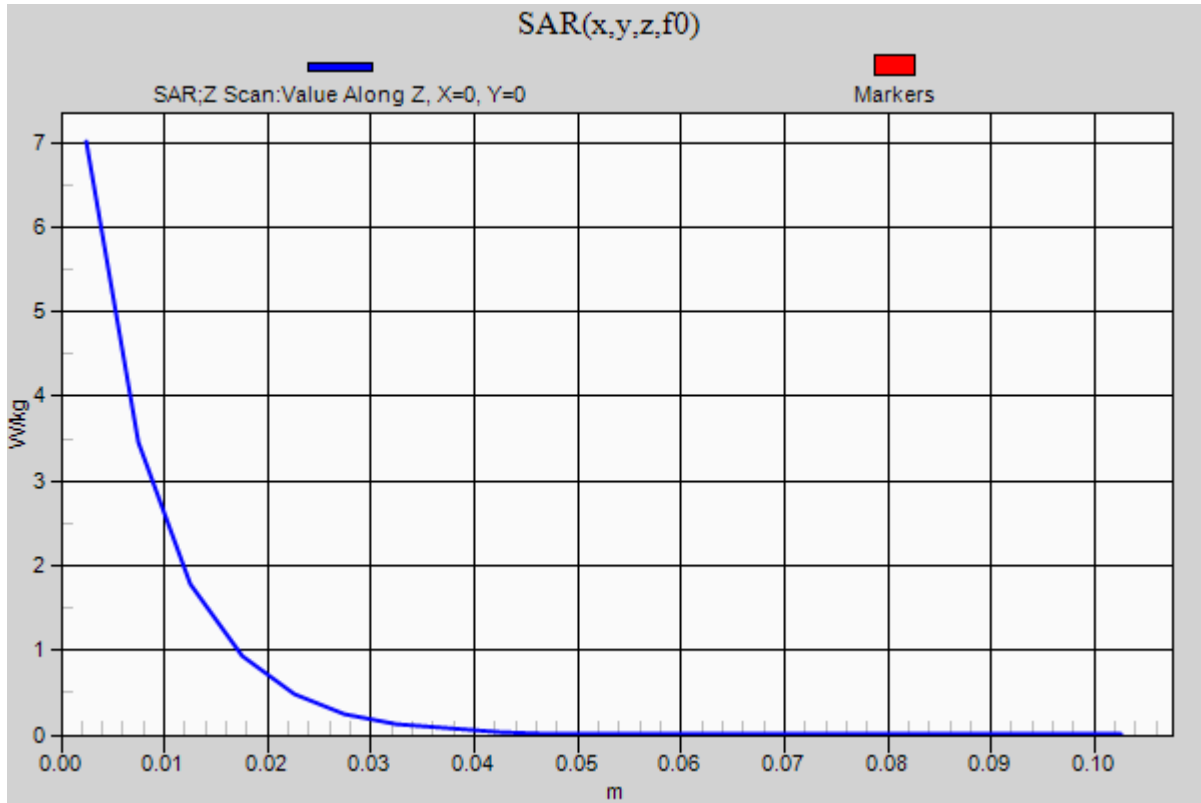


0 dB = 7.49 W/kg = 8.74 dBW/kg

20190109_SystemPerformanceCheck-D2450V2 SN 899

Frequency: 2450 MHz; Duty Cycle: 1:1

Body/Pin=100 mW/Z Scan (1x1x21): Measurement grid: dx=20mm, dy=20mm, dz=5mm
Maximum value of SAR (measured) = 7.01 W/kg



20181112_SystemPerformanceCheck-D750V3 SN 1024

Frequency: 750 MHz; Duty Cycle: 1:1; Room Ambient Temperature: 24.0°C; Liquid Temperature: 23.0°C

Medium parameters used: $f = 750 \text{ MHz}$; $\sigma = 0.907 \text{ S/m}$; $\epsilon_r = 40.331$; $\rho = 1000 \text{ kg/m}^3$

DASY5 Configuration:

- Area Scan Setting: Find Secondary Maximum Within: 2.0 dB and with a peak SAR value greater than 0.0012W/kg
- Electronics: DAE4 Sn1548; Calibrated: 5/3/2018
- Probe: EX3DV4 - SN3990; ConvF(10.55, 10.55, 10.55); Calibrated: 8/17/2018, ConvF(10.55, 10.55, 10.55); Calibrated: 8/17/2018;
- Sensor-Surface: 2.5mm (Mechanical Surface Detection)
- Phantom: Twin-SAM V5.0 (30deg probe tilt); Type: QD 000 P40 CD; Serial: 1740

Head/Pin=100 mW/Area Scan (7x7x1): Measurement grid: dx=15mm, dy=15mm

Maximum value of SAR (measured) = 1.04 W/kg

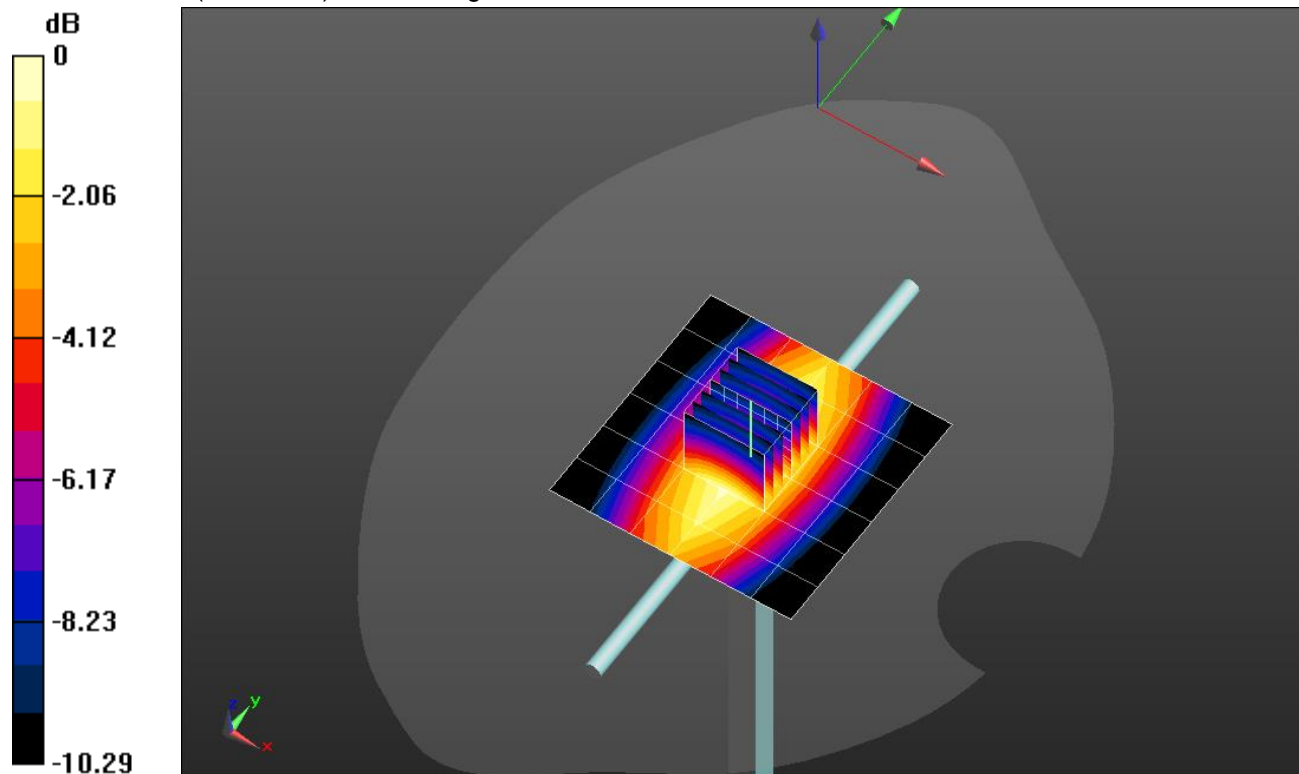
Head/Pin=100 mW/Zoom Scan (7x7x7)/Cube 0: Measurement grid: dx=5mm, dy=5mm, dz=5mm

Reference Value = 34.27 V/m; Power Drift = -0.00 dB

Peak SAR (extrapolated) = 1.30 W/kg

SAR(1 g) = 0.858 W/kg; SAR(10 g) = 0.564 W/kg

Maximum value of SAR (measured) = 1.05 W/kg



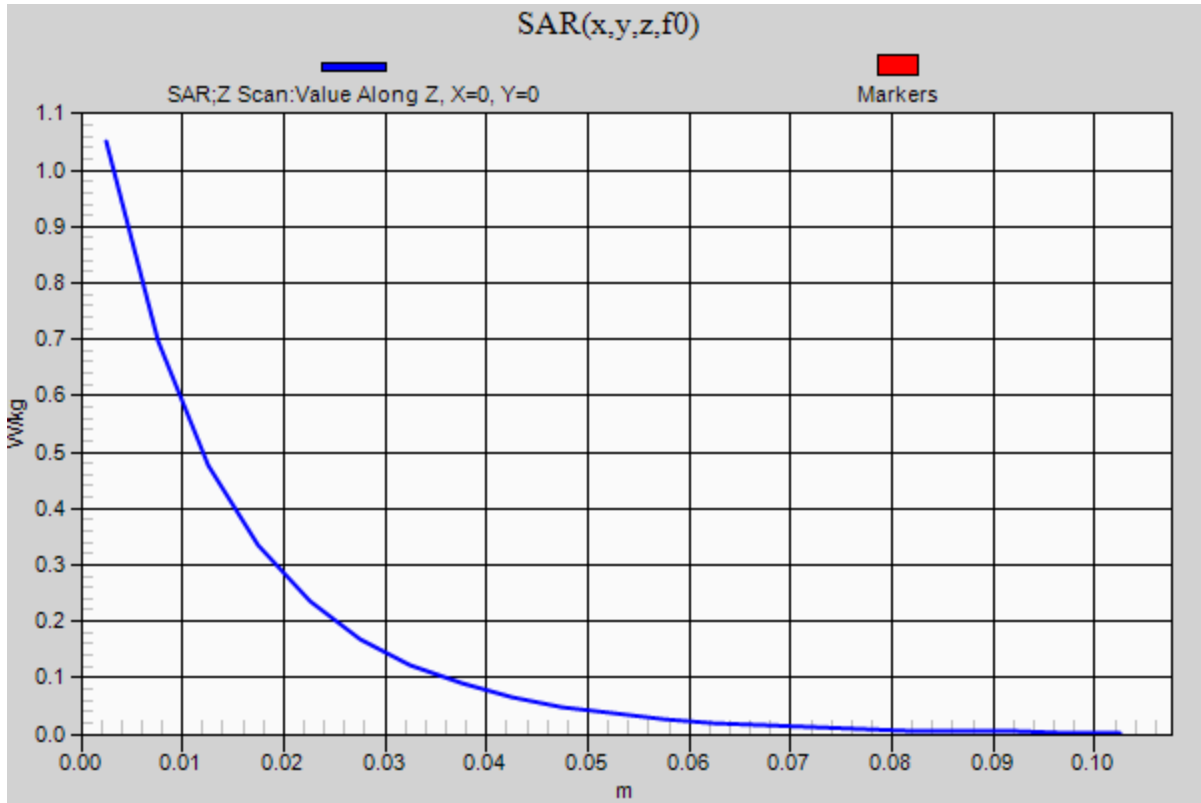
0 dB = 1.05 W/kg = 0.21 dBW/kg

20181112_SystemPerformanceCheck-D750V3 SN 1024

Frequency: 750 MHz; Duty Cycle: 1:1

Head/Pin=100 mW/Z Scan (1x1x21): Measurement grid: dx=20mm, dy=20mm, dz=5mm

Maximum value of SAR (measured) = 1.05 W/kg



20181113_SystemPerformanceCheck-D2600V2 SN 1036

Frequency: 2600 MHz; Duty Cycle: 1:1; Room Ambient Temperature: 24.0°C; Liquid Temperature: 23.0°C
Medium parameters used: $f = 2600$ MHz; $\sigma = 1.902$ S/m; $\epsilon_r = 37.3$; $\rho = 1000$ kg/m³

DASY5 Configuration:

- Area Scan Setting: Find Secondary Maximum Within: 2.0 dB and with a peak SAR value greater than 0.0012W/kg
- Electronics: DAE4 Sn1548; Calibrated: 5/3/2018
- Probe: EX3DV4 - SN3990; ConvF(7.46, 7.46, 7.46); Calibrated: 8/17/2018, ConvF(7.46, 7.46, 7.46); Calibrated: 8/17/2018;
- Sensor-Surface: 2.5mm (Mechanical Surface Detection)
- Phantom: Twin-SAM V5.0 (30deg probe tilt); Type: QD 000 P40 CD; Serial: 1740

Head/Pin=100 mW/Area Scan (8x8x1): Measurement grid: dx=12mm, dy=12mm

Maximum value of SAR (measured) = 6.19 W/kg

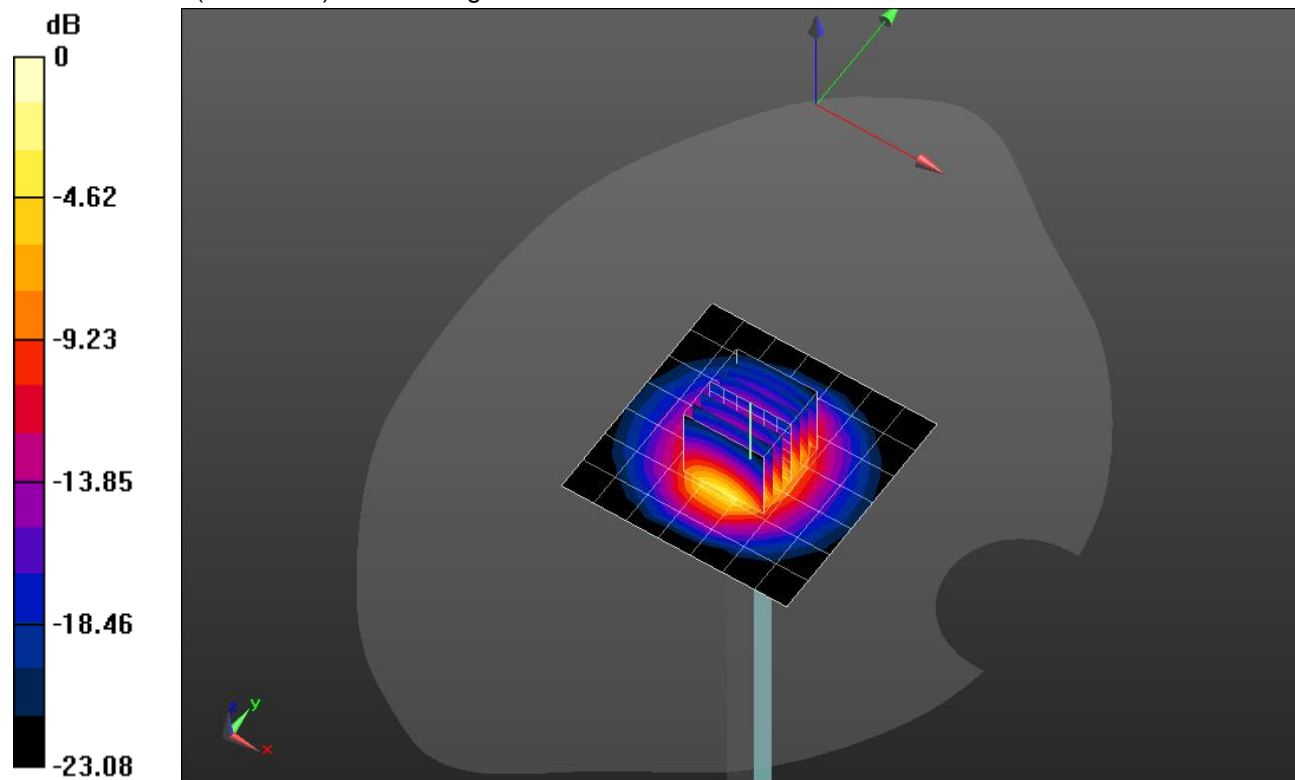
Head/Pin=100 mW/Zoom Scan (7x7x7)/Cube 0: Measurement grid: dx=5mm, dy=5mm, dz=5mm

Reference Value = 66.41 V/m; Power Drift = -0.05 dB

Peak SAR (extrapolated) = 12.3 W/kg

SAR(1 g) = 5.7 W/kg; SAR(10 g) = 2.55 W/kg

Maximum value of SAR (measured) = 8.23 W/kg



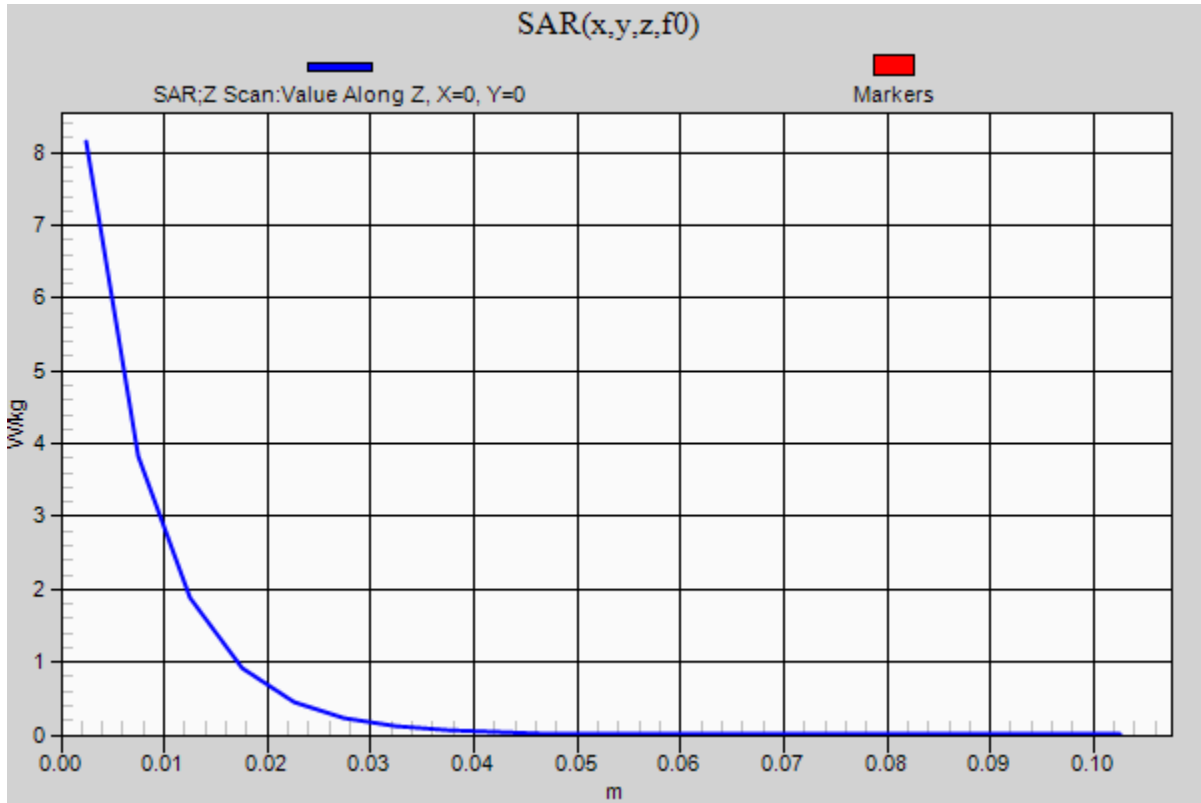
0 dB = 8.23 W/kg = 9.15 dBW/kg

20181113_SystemPerformanceCheck-D2600V2 SN 1036

Frequency: 2600 MHz; Duty Cycle: 1:1

Head/Pin=100 mW/Z Scan (1x1x21): Measurement grid: dx=20mm, dy=20mm, dz=5mm

Maximum value of SAR (measured) = 8.15 W/kg



20181114_SystemPerformanceCheck-D2450V2 SN 899

Frequency: 2450 MHz; Duty Cycle: 1:1; Room Ambient Temperature: 24.0°C; Liquid Temperature: 23.0°C

Medium parameters used: $f = 2450$ MHz; $\sigma = 1.995$ S/m; $\epsilon_r = 51.423$; $\rho = 1000$ kg/m³

DASY5 Configuration:

- Area Scan Setting: Find Secondary Maximum Within: 2.0 dB and with a peak SAR value greater than 0.0012W/kg
- Electronics: DAE4 Sn1548; Calibrated: 5/3/2018
- Probe: EX3DV4 - SN3990; ConvF(7.79, 7.79, 7.79); Calibrated: 8/17/2018, ConvF(7.79, 7.79, 7.79); Calibrated: 8/17/2018;
- Sensor-Surface: 2.5mm (Mechanical Surface Detection)
- Phantom: ELI V5.0 Slot 1/2; Type: QD OVA 002 Ax; Serial: 1119

Body/Pin=100 mW/Area Scan (8x8x1): Measurement grid: dx=12mm, dy=12mm

Maximum value of SAR (measured) = 5.75 W/kg

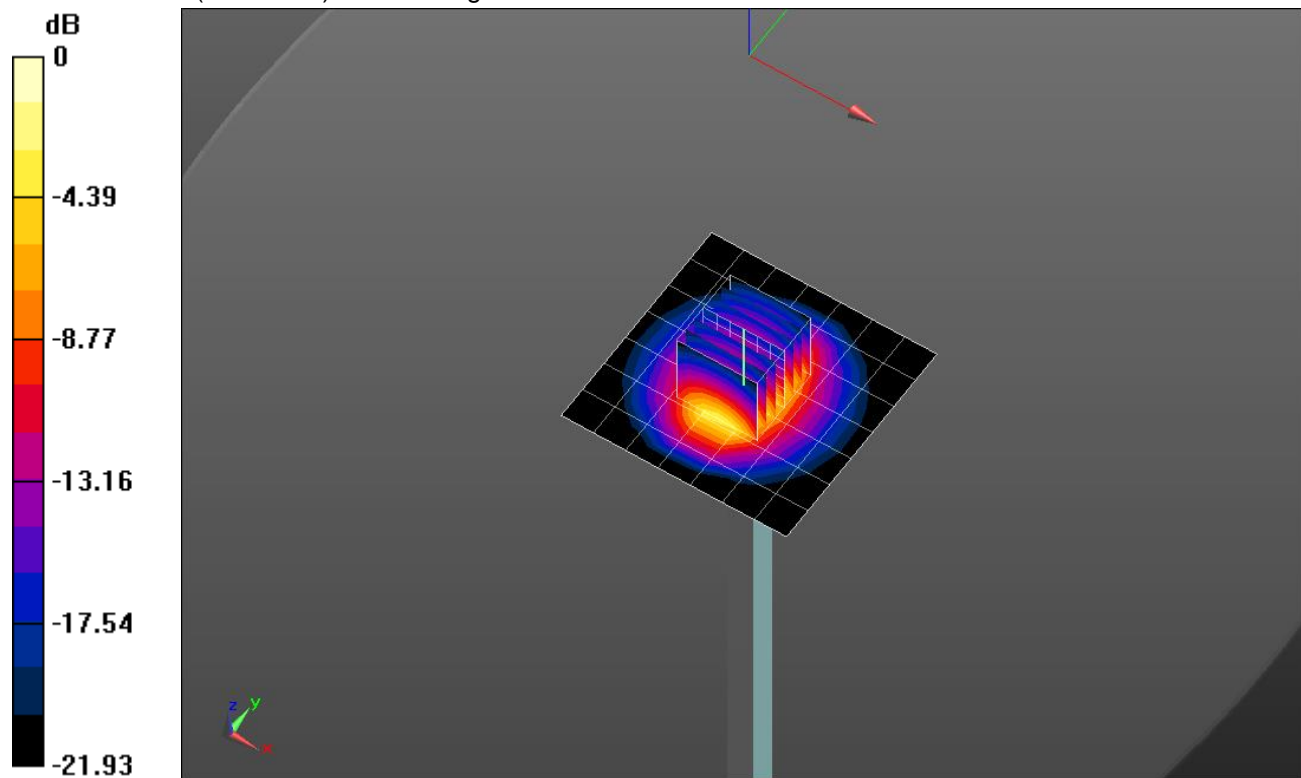
Body/Pin=100 mW/Zoom Scan (7x7x7)/Cube 0: Measurement grid: dx=5mm, dy=5mm, dz=5mm

Reference Value = 63.02 V/m; Power Drift = 0.00 dB

Peak SAR (extrapolated) = 11.3 W/kg

SAR(1 g) = 5.47 W/kg; SAR(10 g) = 2.52 W/kg

Maximum value of SAR (measured) = 7.83 W/kg



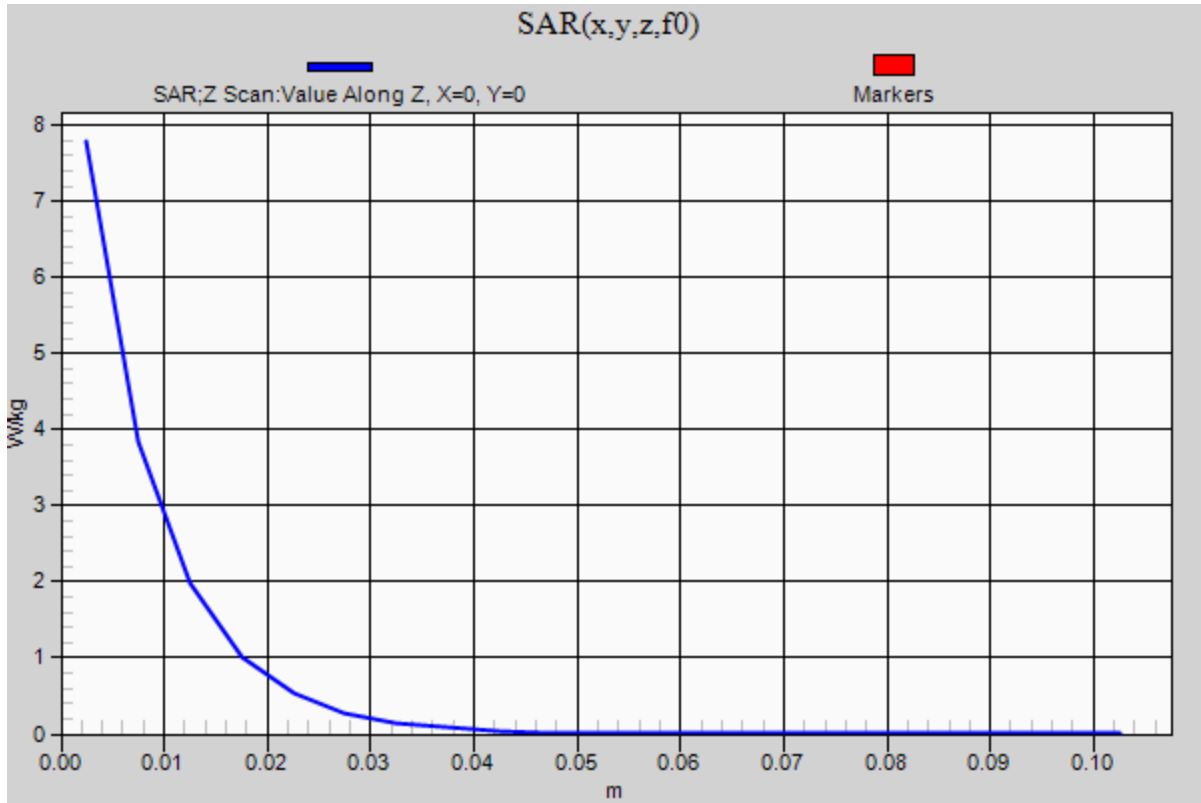
0 dB = 7.83 W/kg = 8.94 dBW/kg

20181114_SystemPerformanceCheck-D2450V2 SN 899

Frequency: 2450 MHz; Duty Cycle: 1:1

Body/Pin=100 mW/Z Scan (1x1x21): Measurement grid: dx=20mm, dy=20mm, dz=5mm

Maximum value of SAR (measured) = 7.79 W/kg



20181119_SystemPerformanceCheck-D5GHzV2 SN 1138

Frequency: 5600 MHz; Duty Cycle: 1:1; Room Ambient Temperature: 24.0°C; Liquid Temperature: 23.0°C

Medium parameters used: $f = 5600$ MHz; $\sigma = 5.953$ S/m; $\epsilon_r = 46.504$; $\rho = 1000$ kg/m³

DASY5 Configuration:

- Area Scan Setting: Find Secondary Maximum Within: 2.0 dB and with a peak SAR value greater than 0.0012W/kg
- Electronics: DAE4 Sn1548; Calibrated: 5/3/2018
- Probe: EX3DV4 - SN3990; ConvF(4.31, 4.31, 4.31); Calibrated: 8/17/2018, ConvF(4.31, 4.31, 4.31); Calibrated: 8/17/2018;
- Sensor-Surface: 1.4mm (Mechanical Surface Detection)
- Phantom: ELI V5.0 Slot 1/2; Type: QD OVA 002 Ax; Serial: 1119

Body/5.6 GHz, Pin=100mW/Area Scan (7x7x1): Measurement grid: dx=10mm, dy=10mm

Maximum value of SAR (measured) = 19.4 W/kg

Body/5.6 GHz, Pin=100mW/Zoom Scan (8x8x7)/Cube 0: Measurement grid: dx=4mm, dy=4mm,

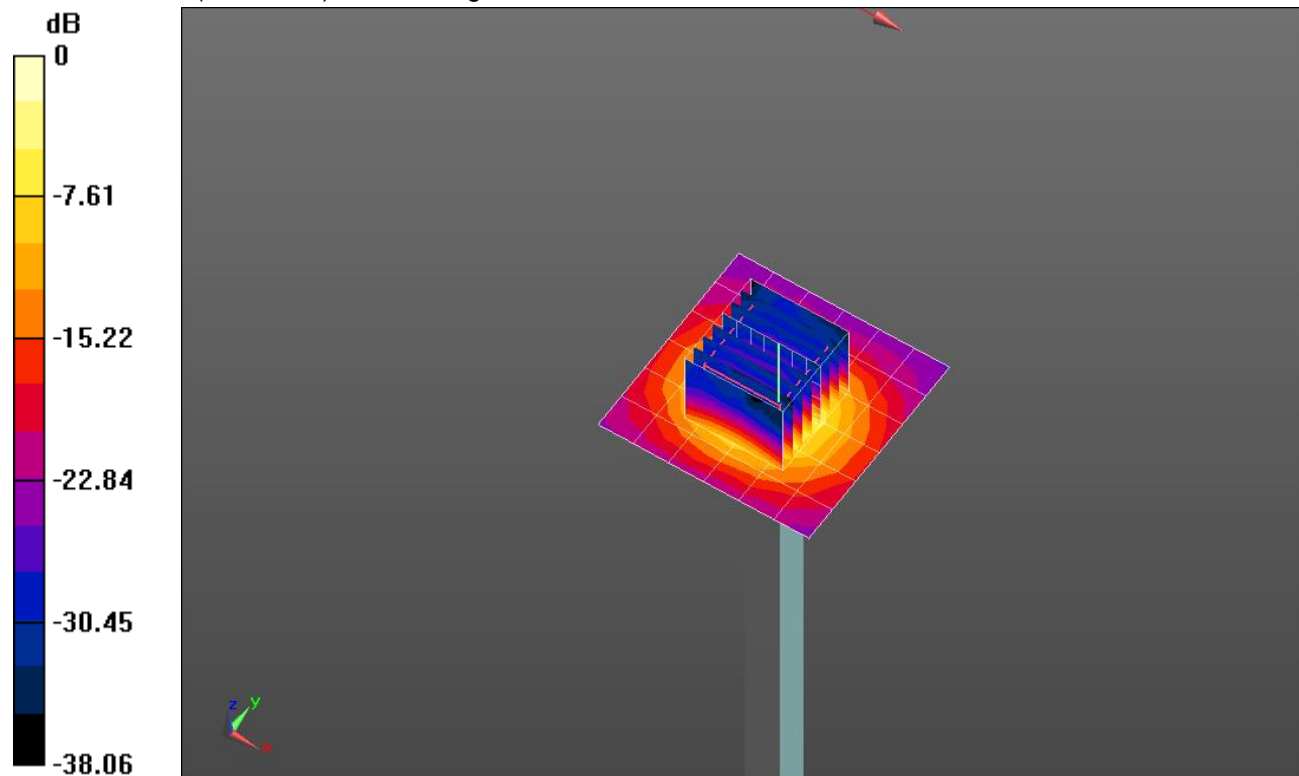
dz=1.4mm

Reference Value = 49.82 V/m; Power Drift = -0.02 dB

Peak SAR (extrapolated) = 38.4 W/kg

SAR(1 g) = 8.12 W/kg; SAR(10 g) = 2.37 W/kg

Maximum value of SAR (measured) = 19.6 W/kg

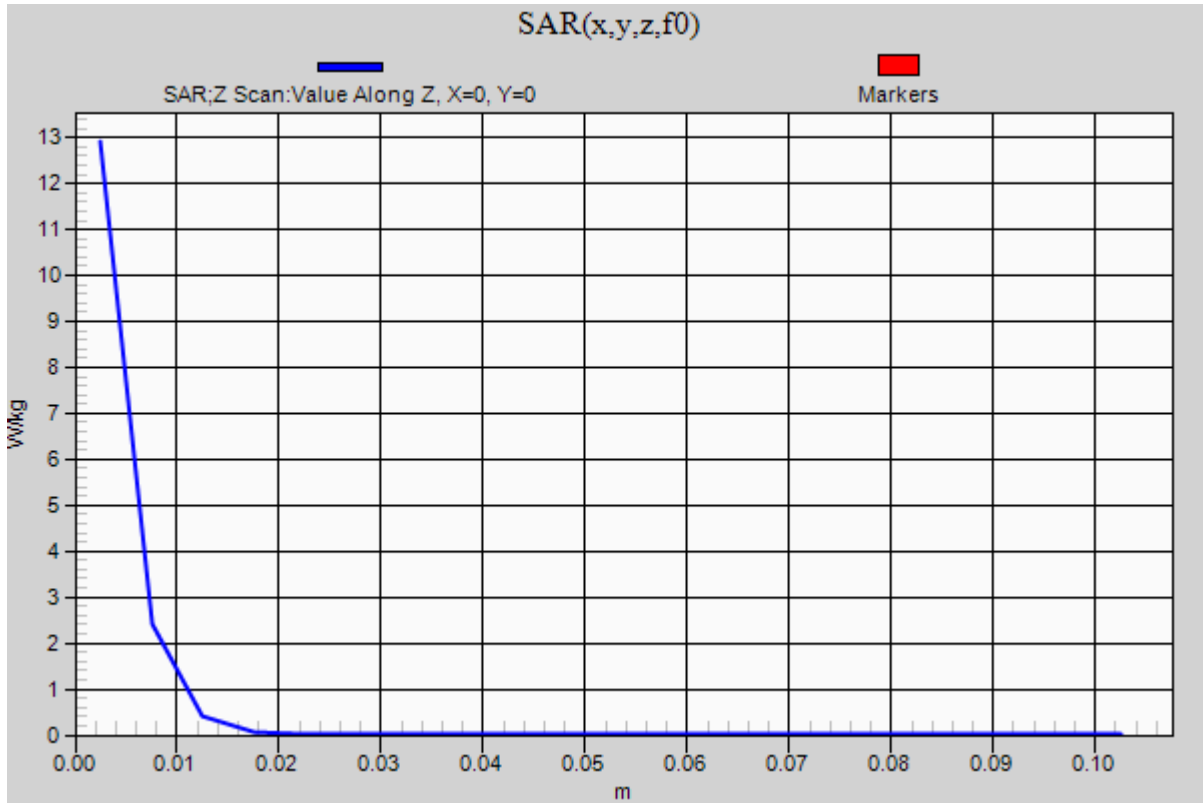


0 dB = 19.6 W/kg = 12.92 dBW/kg

20181119_SystemPerformanceCheck-D5GHzV2 SN 1138

Frequency: 5600 MHz; Duty Cycle: 1:1

Body/5.6 GHz, Pin=100mW/Z Scan (1x1x21): Measurement grid: dx=20mm, dy=20mm, dz=5mm
Maximum value of SAR (measured) = 12.9 W/kg



20181124_SystemPerformanceCheck-D5GHzV2 SN 1003

Frequency: 5600 MHz; Duty Cycle: 1:1; Room Ambient Temperature: 24.0°C; Liquid Temperature: 23.0°C

Medium parameters used: $f = 5600$ MHz; $\sigma = 5.934$ S/m; $\epsilon_r = 46.316$; $\rho = 1000$ kg/m³

DASY5 Configuration:

- Area Scan Setting: Find Secondary Maximum Within: 2.0 dB and with a peak SAR value greater than 0.0012W/kg
- Electronics: DAE4 Sn1548; Calibrated: 5/3/2018
- Probe: EX3DV4 - SN3990; ConvF(4.31, 4.31, 4.31); Calibrated: 8/17/2018, ConvF(4.31, 4.31, 4.31); Calibrated: 8/17/2018;
- Sensor-Surface: 1.4mm (Mechanical Surface Detection)
- Phantom: ELI V5.0 Slot 1/2; Type: QD OVA 002 Ax; Serial: 1119

Body/5.6 GHz, Pin=100mW/Area Scan (7x7x1): Measurement grid: dx=10mm, dy=10mm

Maximum value of SAR (measured) = 22.0 W/kg

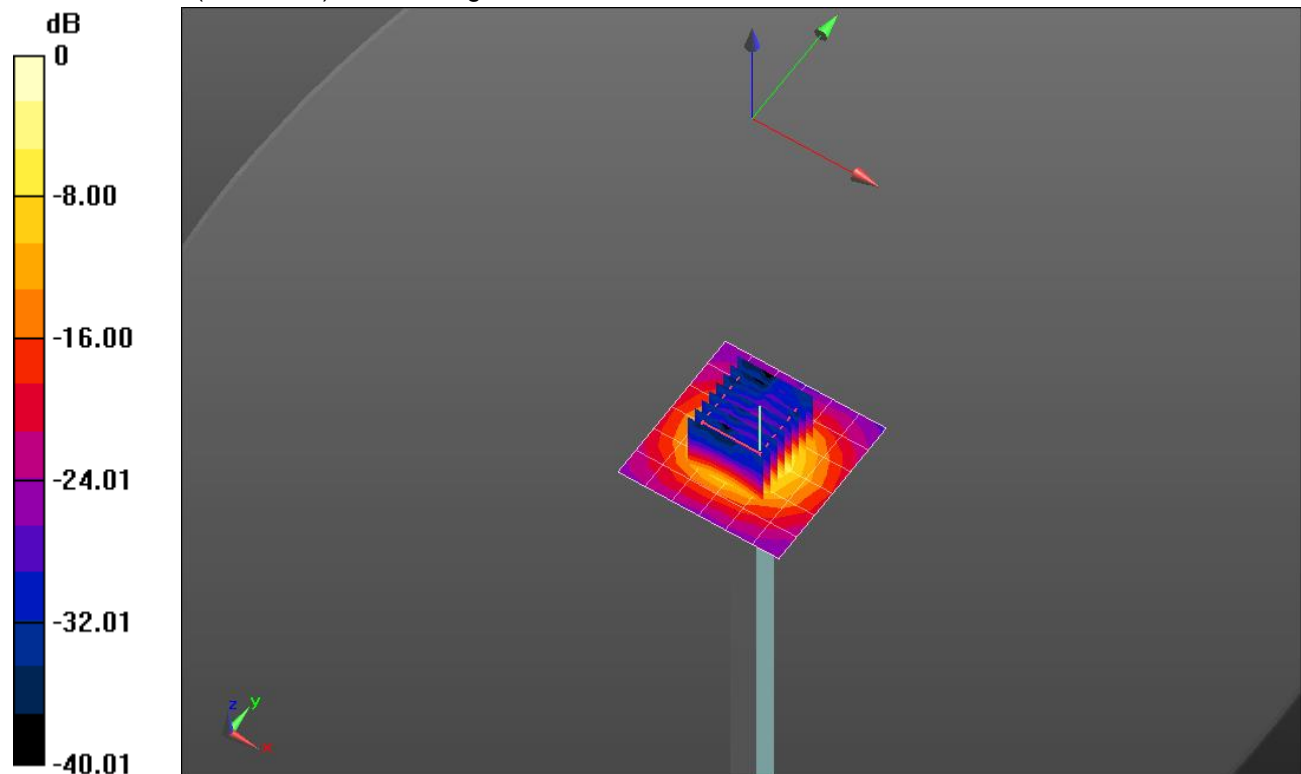
Body/5.6 GHz, Pin=100mW/Zoom Scan (8x8x7)/Cube 0: Measurement grid: dx=4mm, dy=4mm, dz=1.4mm

Reference Value = 53.96 V/m; Power Drift = -0.03 dB

Peak SAR (extrapolated) = 38.3 W/kg

SAR(1 g) = 8.38 W/kg; SAR(10 g) = 2.35 W/kg

Maximum value of SAR (measured) = 20.7 W/kg

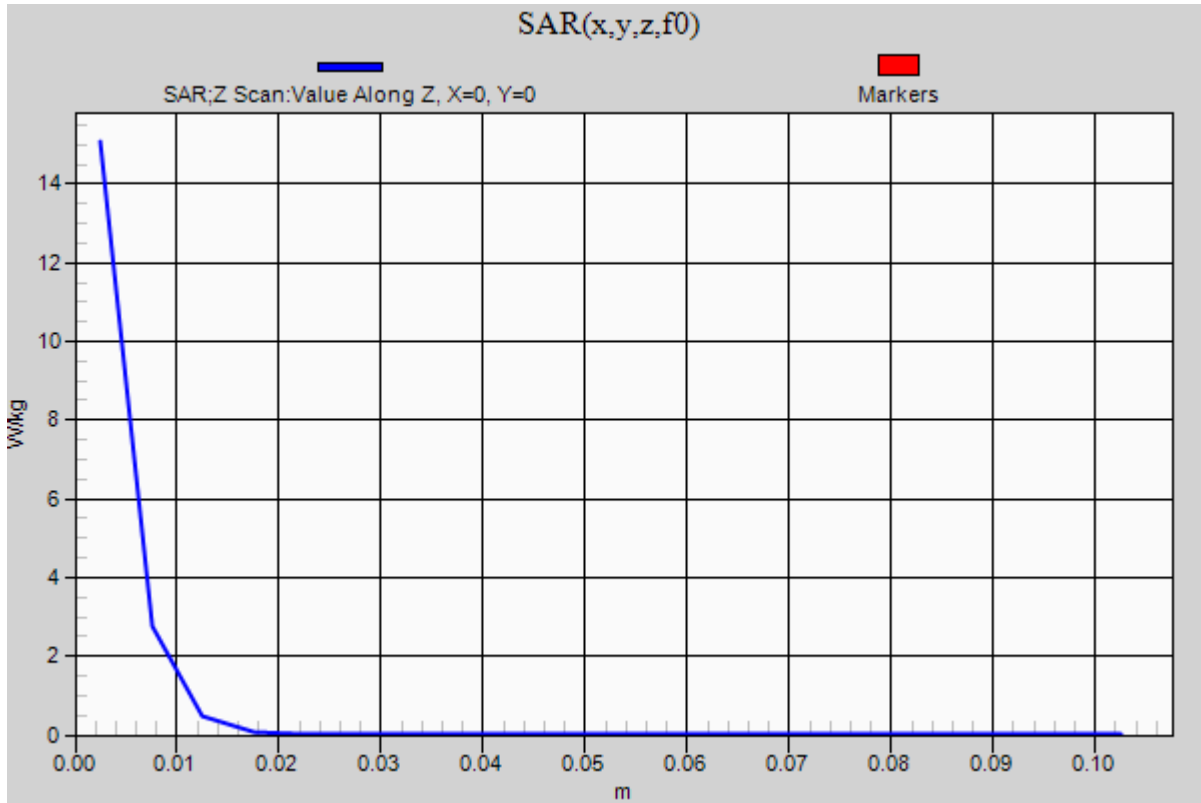


0 dB = 20.7 W/kg = 13.16 dBW/kg

20181124_SystemPerformanceCheck-D5GHzV2 SN 1003

Frequency: 5600 MHz; Duty Cycle: 1:1

Body/5.6 GHz, Pin=100mW/Z Scan (1x1x21): Measurement grid: dx=20mm, dy=20mm, dz=5mm
Maximum value of SAR (measured) = 15.1 W/kg



20181227_SystemPerformanceCheck-D5GHzV2 SN 1138

Frequency: 5200 MHz; Duty Cycle: 1:1; Room Ambient Temperature: 24.0°C; Liquid Temperature: 23.0°C

Medium parameters used: $f = 5200$ MHz; $\sigma = 5.456$ S/m; $\epsilon_r = 46.933$; $\rho = 1000$ kg/m³

DASY5 Configuration:

- Area Scan Setting: Find Secondary Maximum Within: 2.0 dB and with a peak SAR value greater than 0.0012W/kg
- Electronics: DAE4 Sn1548; Calibrated: 5/3/2018
- Probe: EX3DV4 - SN3990; ConvF(4.95, 4.95, 4.95); Calibrated: 8/17/2018, ConvF(4.95, 4.95, 4.95); Calibrated: 8/17/2018;
- Sensor-Surface: 1.4mm (Mechanical Surface Detection)
- Phantom: ELI V5.0 Slot 1/2; Type: QD OVA 002 Ax; Serial: 1119

Body/5.2 GHz, Pin=100mW/Area Scan (7x7x1): Measurement grid: dx=10mm, dy=10mm

Maximum value of SAR (measured) = 18.4 W/kg

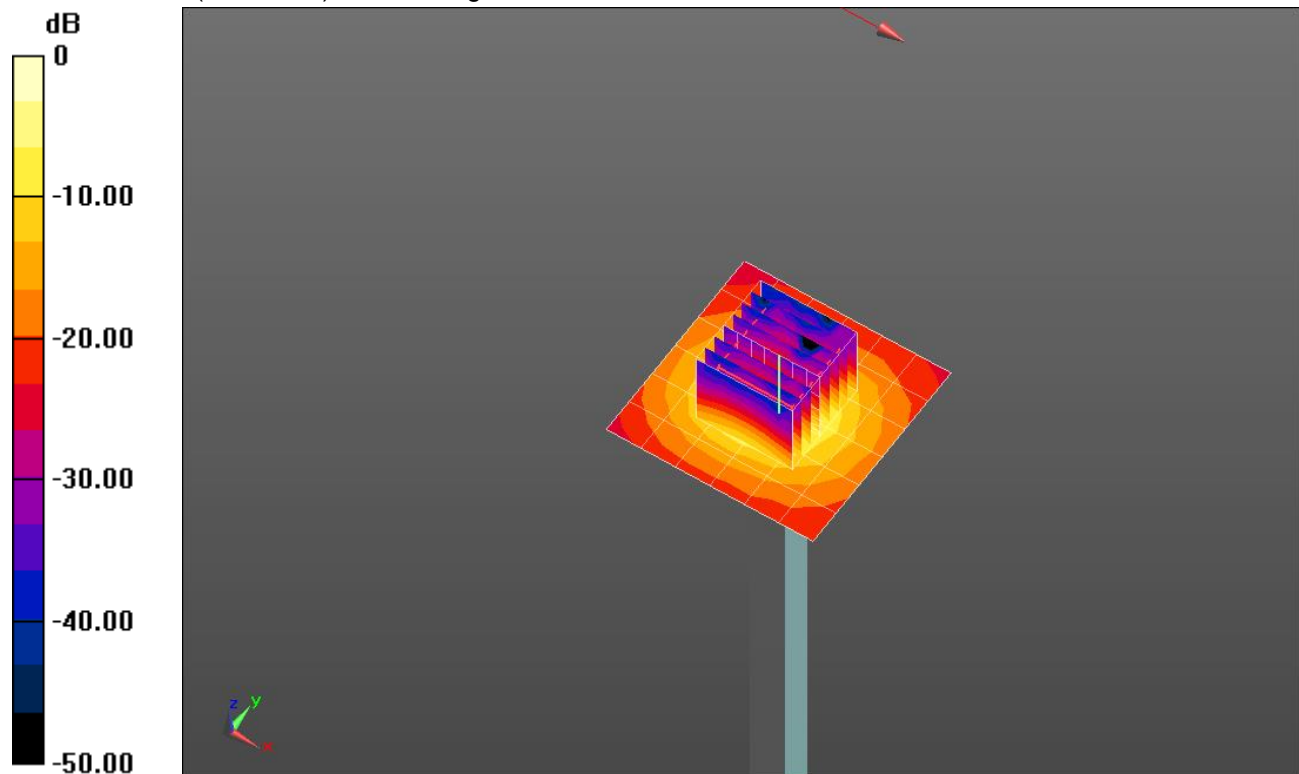
Body/5.2 GHz, Pin=100mW/Zoom Scan (8x8x7)/Cube 0: Measurement grid: dx=4mm, dy=4mm, dz=1.4mm

Reference Value = 52.05 V/m; Power Drift = -0.16 dB

Peak SAR (extrapolated) = 31.4 W/kg

SAR(1 g) = 7.48 W/kg; SAR(10 g) = 2.07 W/kg

Maximum value of SAR (measured) = 18.1 W/kg

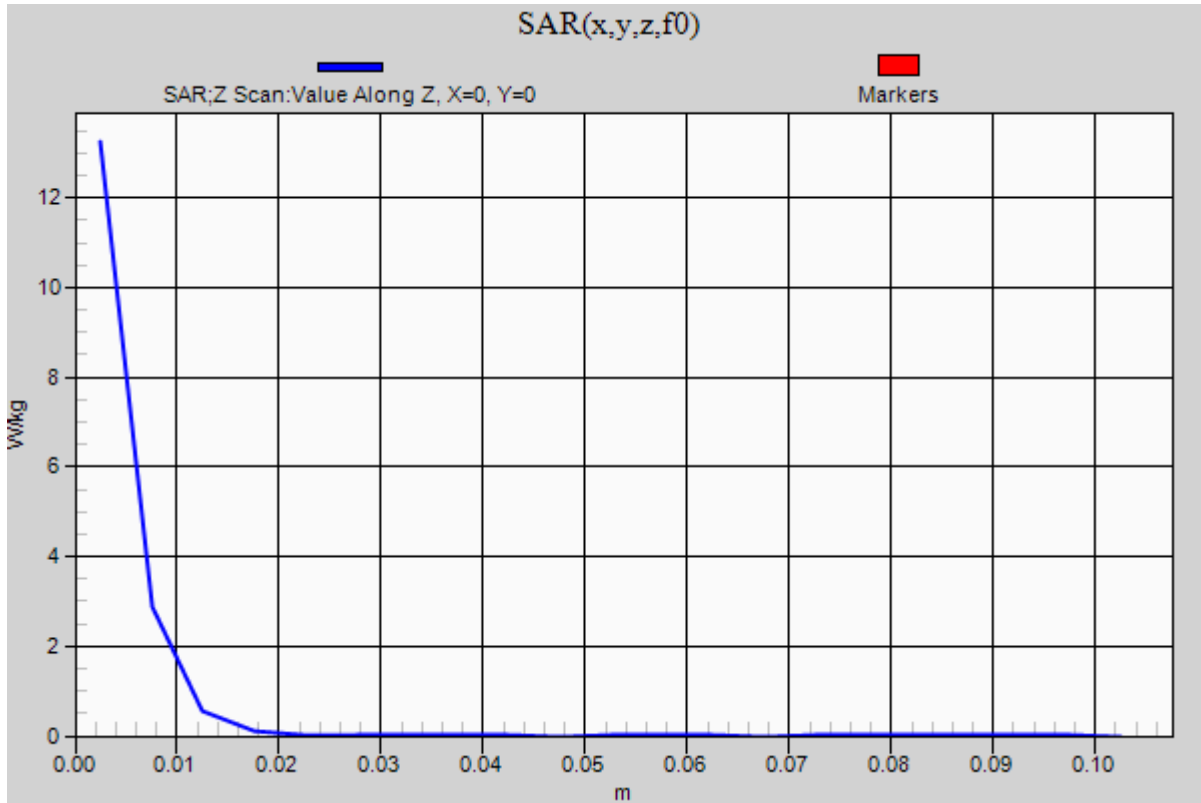


0 dB = 18.1 W/kg = 12.58 dBW/kg

20181227_SystemPerformanceCheck-D5GHzV2 SN 1138

Frequency: 5200 MHz; Duty Cycle: 1:1

Body/5.2 GHz, Pin=100mW/Z Scan (1x1x21): Measurement grid: dx=20mm, dy=20mm, dz=5mm
Maximum value of SAR (measured) = 13.2 W/kg



20190108_SystemPerformanceCheck-D5GHzV2 SN 1003

Frequency: 5250 MHz; Duty Cycle: 1:1; Room Ambient Temperature: 24.0°C; Liquid Temperature: 23.0°C

Medium parameters used: $f = 5250$ MHz; $\sigma = 5.436$ S/m; $\epsilon_r = 48.864$; $\rho = 1000$ kg/m³

DASY5 Configuration:

- Area Scan Setting: Find Secondary Maximum Within: 2.0 dB and with a peak SAR value greater than 0.0012W/kg
- Electronics: DAE4 Sn1548; Calibrated: 5/3/2018
- Probe: EX3DV4 - SN3990; ConvF(4.95, 4.95, 4.95); Calibrated: 8/17/2018, ConvF(4.95, 4.95, 4.95); Calibrated: 8/17/2018;
- Sensor-Surface: 1.4mm (Mechanical Surface Detection)
- Phantom: ELI V5.0 Slot 1/2; Type: QD OVA 002 Ax; Serial: 1119

Body/5.25 GHz, Pin=100mW/Area Scan (7x7x1): Measurement grid: dx=10mm, dy=10mm

Maximum value of SAR (measured) = 19.4 W/kg

Body/5.25 GHz, Pin=100mW/Zoom Scan (8x8x7)/Cube 0: Measurement grid: dx=4mm, dy=4mm,

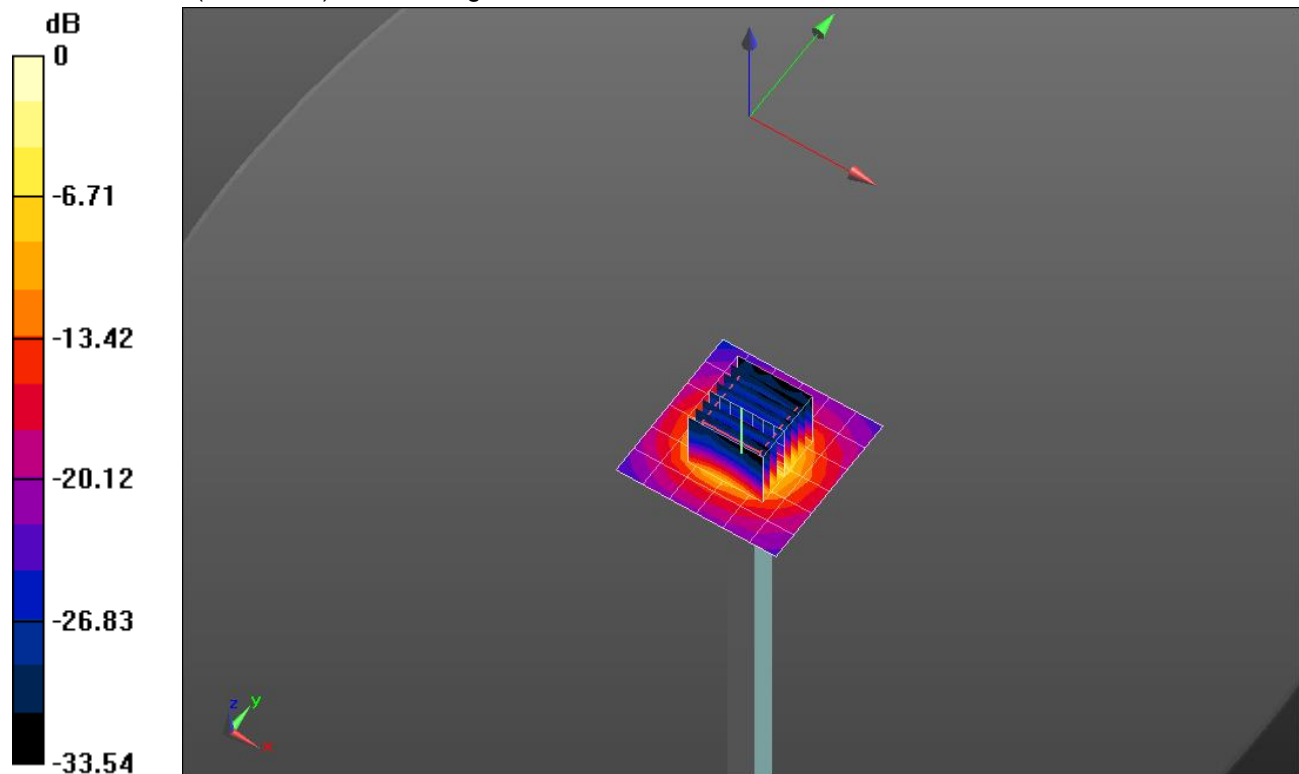
dz=1.4mm

Reference Value = 53.92 V/m; Power Drift = -0.04 dB

Peak SAR (extrapolated) = 31.9 W/kg

SAR(1 g) = 7.76 W/kg; SAR(10 g) = 2.18 W/kg

Maximum value of SAR (measured) = 18.1 W/kg

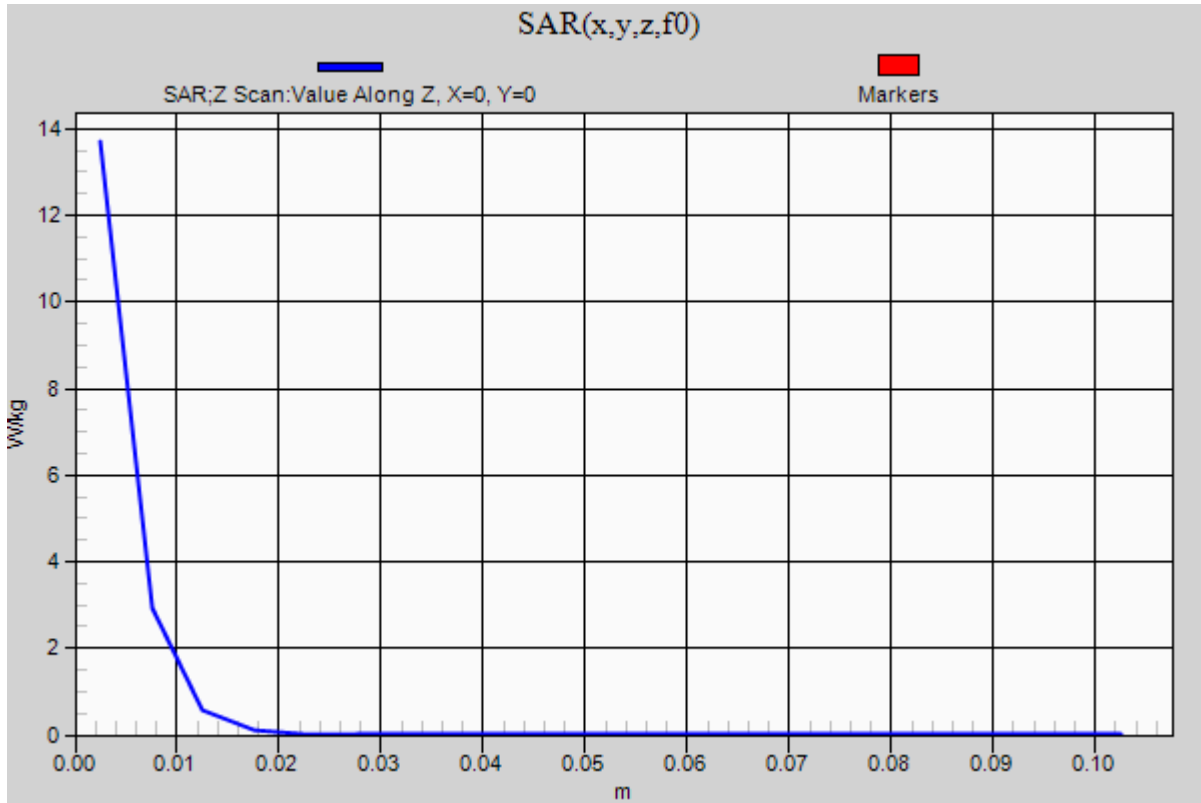


0 dB = 18.1 W/kg = 12.58 dBW/kg

20190108_SystemPerformanceCheck-D5GHzV2 SN 1003

Frequency: 5250 MHz; Duty Cycle: 1:1

Body/5.25 GHz, Pin=100mW/Z Scan (1x1x21): Measurement grid: dx=20mm, dy=20mm, dz=5mm
Maximum value of SAR (measured) = 13.7 W/kg



20190108_SystemPerformanceCheck-D5GHzV2 SN 1003

Frequency: 5750 MHz; Duty Cycle: 1:1; Room Ambient Temperature: 24.0°C; Liquid Temperature: 23.0°C

Medium parameters used: $f = 5750$ MHz; $\sigma = 6.2$ S/m; $\epsilon_r = 47.63$; $\rho = 1000$ kg/m³

DASY5 Configuration:

- Area Scan Setting: Find Secondary Maximum Within: 2.0 dB and with a peak SAR value greater than 0.0012W/kg
- Electronics: DAE4 Sn1548; Calibrated: 5/3/2018
- Probe: EX3DV4 - SN3990; ConvF(4.44, 4.44, 4.44); Calibrated: 8/17/2018, ConvF(4.44, 4.44, 4.44); Calibrated: 8/17/2018;
- Sensor-Surface: 1.4mm (Mechanical Surface Detection)
- Phantom: ELI V5.0 Slot 1/2; Type: QD OVA 002 Ax; Serial: 1119

Body/5.75 GHz, Pin=100mW/Area Scan (7x7x1): Measurement grid: dx=10mm, dy=10mm

Maximum value of SAR (measured) = 17.6 W/kg

Body/5.75 GHz, Pin=100mW/Zoom Scan (8x8x7)/Cube 0: Measurement grid: dx=4mm, dy=4mm,

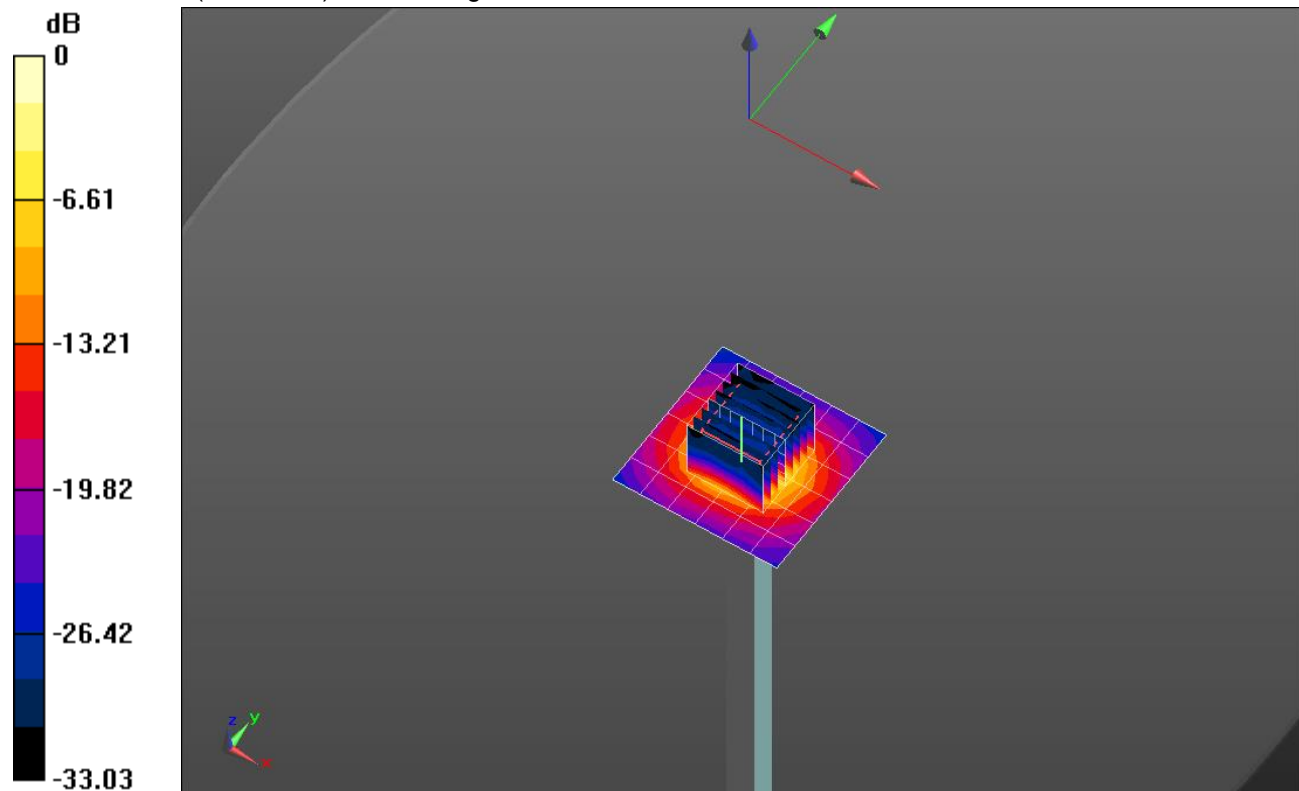
dz=1.4mm

Reference Value = 46.41 V/m; Power Drift = -0.06 dB

Peak SAR (extrapolated) = 32.0 W/kg

SAR(1 g) = 6.69 W/kg; SAR(10 g) = 1.86 W/kg

Maximum value of SAR (measured) = 16.6 W/kg

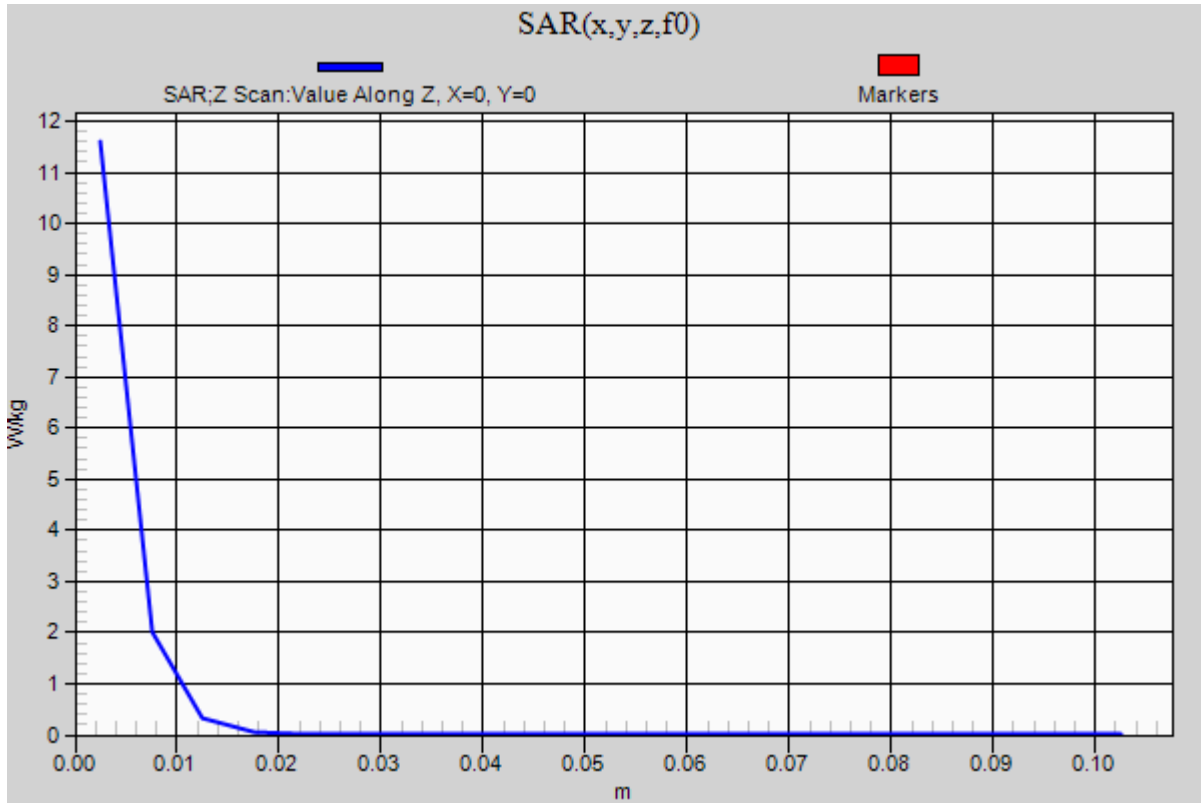


0 dB = 16.6 W/kg = 12.20 dBW/kg

20190108_SystemPerformanceCheck-D5GHzV2 SN 1003

Frequency: 5750 MHz; Duty Cycle: 1:1

Body/5.75 GHz, Pin=100mW/Z Scan (1x1x21): Measurement grid: dx=20mm, dy=20mm, dz=5mm
Maximum value of SAR (measured) = 11.6 W/kg



20190122_SystemPerformanceCheck-D2450V2 SN 706

Frequency: 2450 MHz; Duty Cycle: 1:1; Room Ambient Temperature: 24.0°C; Liquid Temperature: 23.0°C

Medium parameters used: $f = 2450$ MHz; $\sigma = 2.008$ S/m; $\epsilon_r = 51.479$; $\rho = 1000$ kg/m³

DASY5 Configuration:

- Area Scan Setting: Find Secondary Maximum Within: 2.0 dB and with a peak SAR value greater than 0.0012W/kg
- Electronics: DAE4 Sn1548; Calibrated: 5/3/2018
- Probe: EX3DV4 - SN3990; ConvF(7.79, 7.79, 7.79); Calibrated: 8/17/2018, ConvF(7.79, 7.79, 7.79); Calibrated: 8/17/2018;
- Sensor-Surface: 2.5mm (Mechanical Surface Detection)
- Phantom: ELI V5.0 Slot 1/2; Type: QD OVA 002 Ax; Serial: 1119

Body/Pin=100 mW/Area Scan (8x8x1): Measurement grid: dx=12mm, dy=12mm

Maximum value of SAR (measured) = 5.67 W/kg

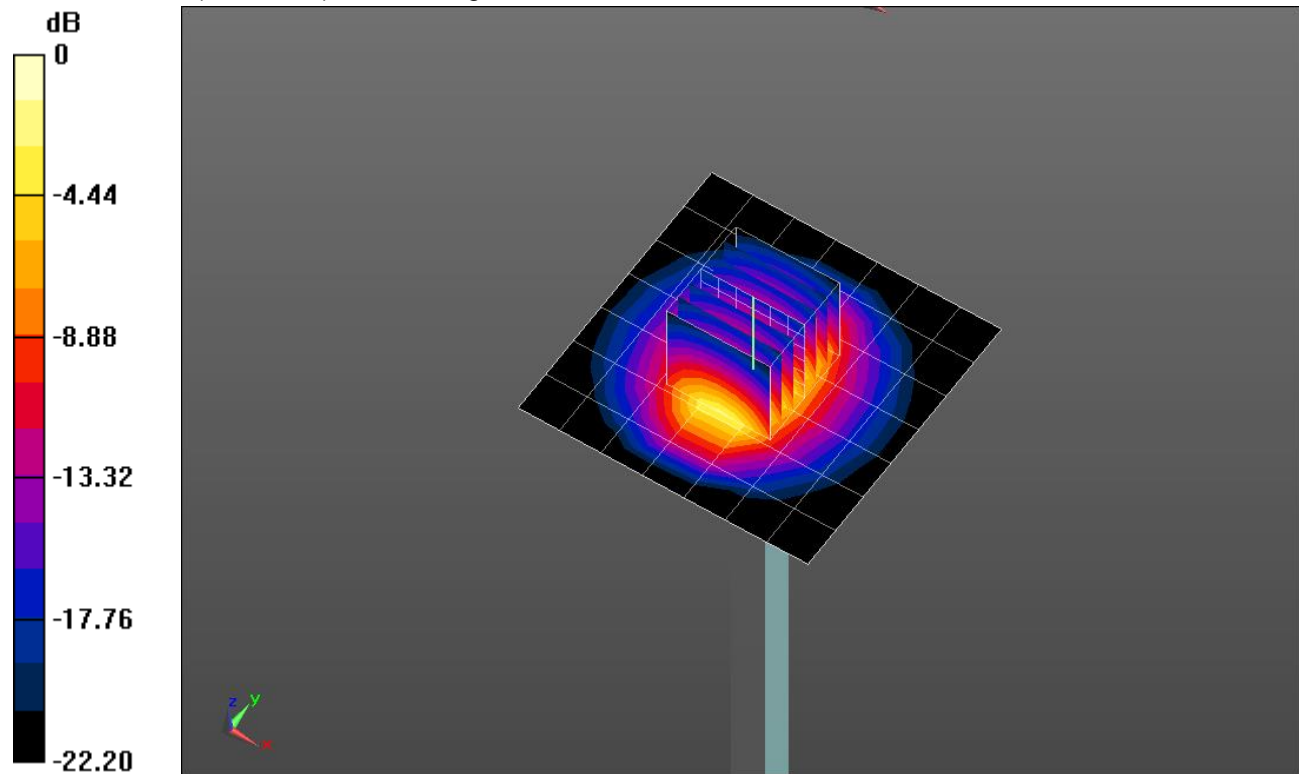
Body/Pin=100 mW/Zoom Scan (7x7x7)/Cube 0: Measurement grid: dx=5mm, dy=5mm, dz=5mm

Reference Value = 61.80 V/m; Power Drift = 0.02 dB

Peak SAR (extrapolated) = 11.2 W/kg

SAR(1 g) = 5.37 W/kg; SAR(10 g) = 2.47 W/kg

Maximum value of SAR (measured) = 7.67 W/kg



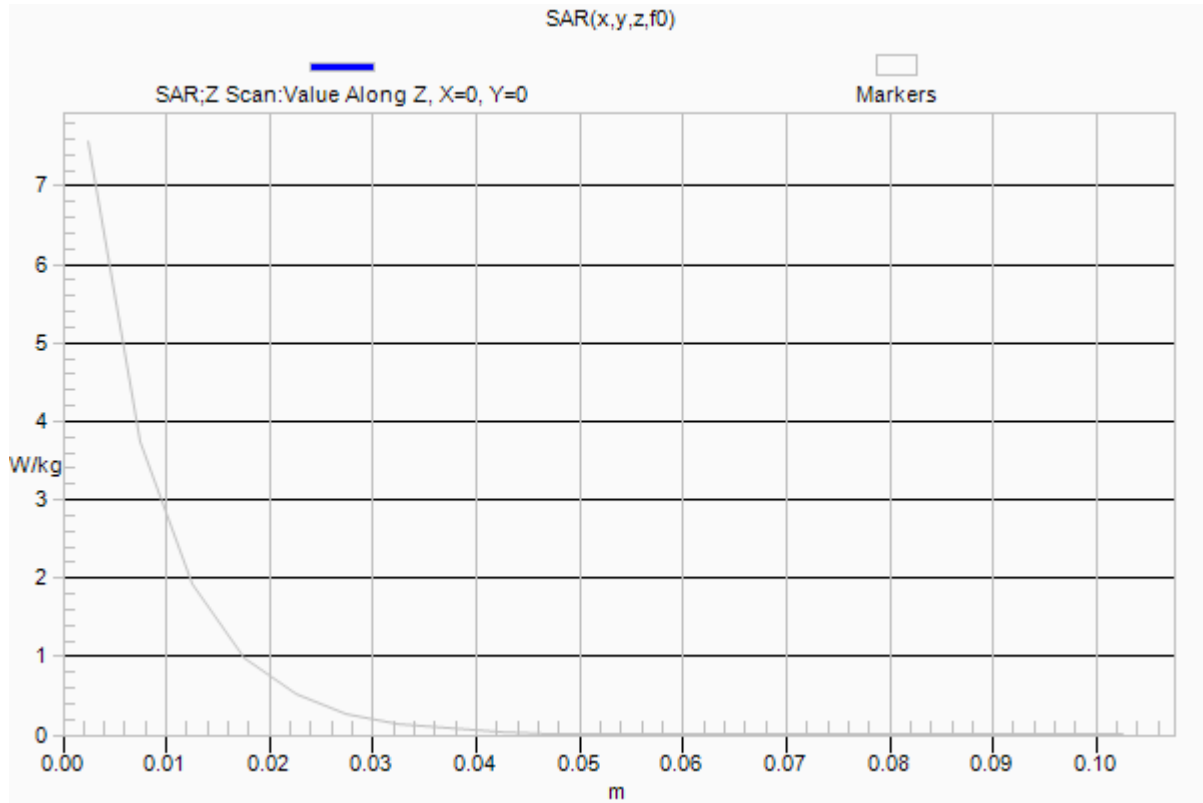
0 dB = 7.67 W/kg = 8.85 dBW/kg

20190122_SystemPerformanceCheck-D2450V2 SN 706

Frequency: 2450 MHz; Duty Cycle: 1:1

Body/Pin=100 mW/Z Scan (1x1x21): Measurement grid: dx=20mm, dy=20mm, dz=5mm

Maximum value of SAR (measured) = 7.56 W/kg



20181112_SystemPerformanceCheck-D1900V2 SN 5d140

Frequency: 1900 MHz; Duty Cycle: 1:1; Room Ambient Temperature: 24.0°C; Liquid Temperature: 23.0°C
 Medium parameters used: $f = 1900$ MHz; $\sigma = 1.446$ S/m; $\epsilon_r = 38.959$; $\rho = 1000$ kg/m³

DASY5 Configuration:

- Area Scan Setting: Find Secondary Maximum Within: 2.0 dB and with a peak SAR value greater than 0.0012W/kg
- Electronics: DAE4 Sn1439; Calibrated: 7/10/2018
- Probe: EX3DV4 - SN3902; ConvF(8.29, 8.29, 8.29); Calibrated: 5/24/2018, ConvF(8.29, 8.29, 8.29); Calibrated: 5/24/2018;
- Sensor-Surface: 2.5mm (Mechanical Surface Detection)
- Phantom: Twin-SAM V5.0 (30deg probe tilt); Type: QD 000 P40 CD; Serial: 1740

Head/Pin=100 mW/Area Scan (7x7x1): Measurement grid: dx=15mm, dy=15mm

Maximum value of SAR (measured) = 5.38 W/kg

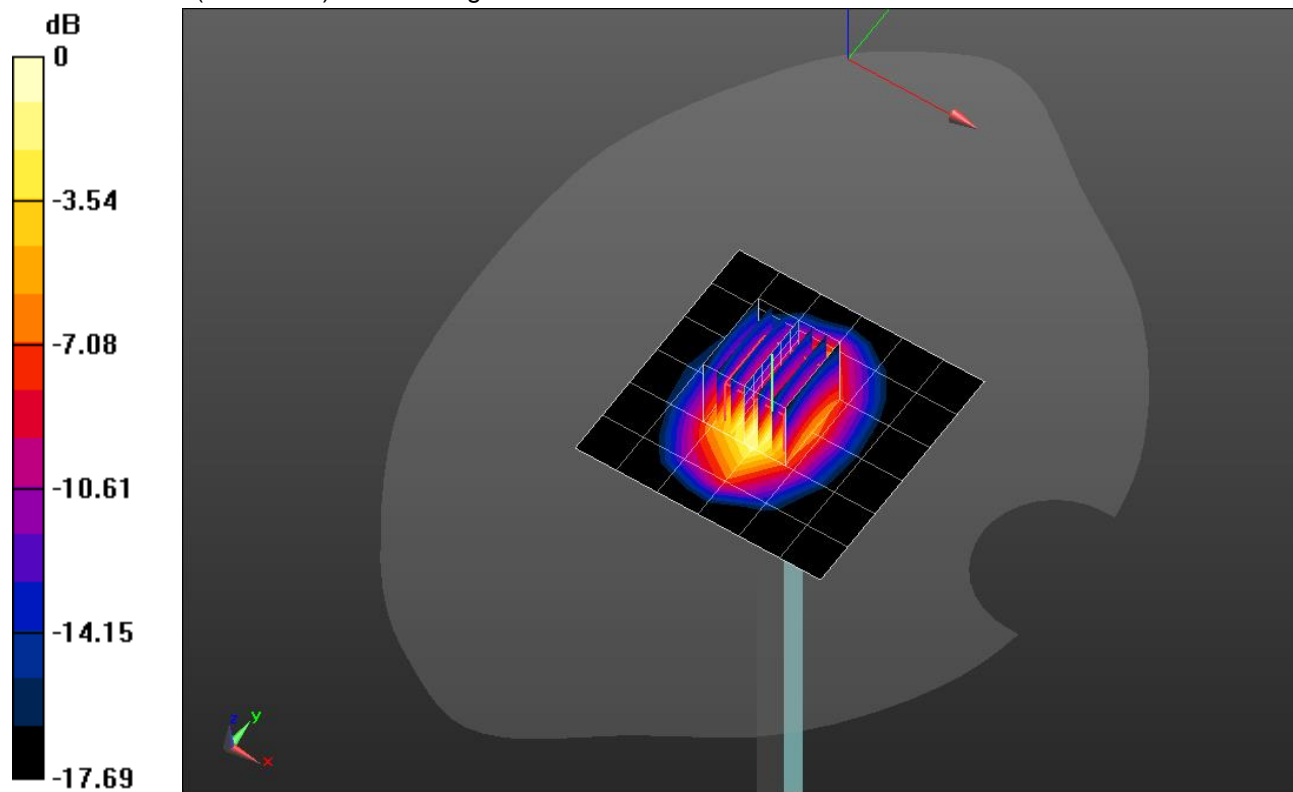
Head/Pin=100 mW/Zoom Scan (7x7x7)/Cube 0: Measurement grid: dx=5mm, dy=5mm, dz=5mm

Reference Value = 61.71 V/m; Power Drift = 0.05 dB

Peak SAR (extrapolated) = 7.66 W/kg

SAR(1 g) = 4.11 W/kg; SAR(10 g) = 2.12 W/kg

Maximum value of SAR (measured) = 5.58 W/kg



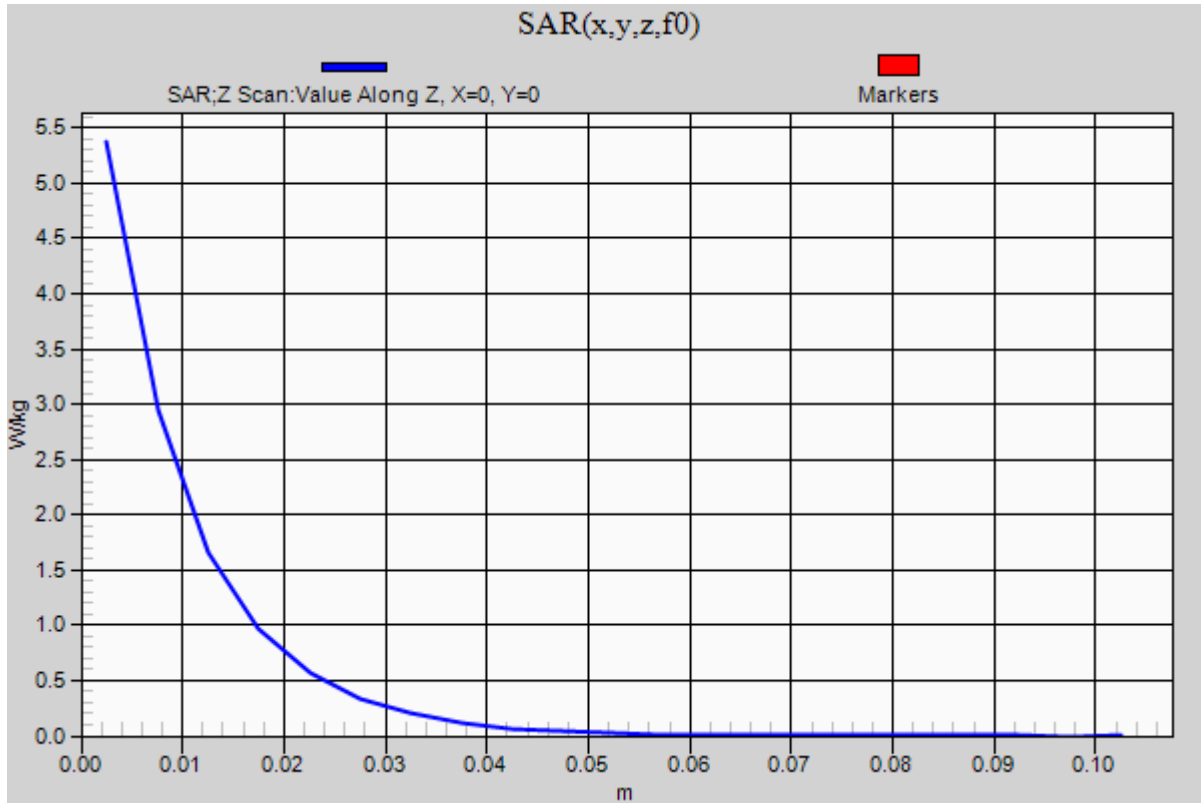
0 dB = 5.58 W/kg = 7.47 dBW/kg

20181112_SystemPerformanceCheck-D1900V2 SN 5d140

Frequency: 1900 MHz; Duty Cycle: 1:1

Head/Pin=100 mW/Z Scan (1x1x21): Measurement grid: dx=20mm, dy=20mm, dz=5mm

Maximum value of SAR (measured) = 5.37 W/kg



20181114_SystemPerformanceCheck-D5GHzV2 SN 1003

Frequency: 5750 MHz; Duty Cycle: 1:1; Room Ambient Temperature: 24.0°C; Liquid Temperature: 23.0°C
 Medium parameters used: $f = 5750 \text{ MHz}$; $\sigma = 6.055 \text{ S/m}$; $\epsilon_r = 47.525$; $\rho = 1000 \text{ kg/m}^3$

DASY5 Configuration:

- Area Scan Setting: Find Secondary Maximum Within: 2.0 dB and with a peak SAR value greater than 0.0012W/kg
- Electronics: DAE4 Sn1439; Calibrated: 7/10/2018
- Probe: EX3DV4 - SN3902; ConvF(4.19, 4.19, 4.19); Calibrated: 5/24/2018, ConvF(4.19, 4.19, 4.19); Calibrated: 5/24/2018;
- Sensor-Surface: 1.4mm (Mechanical Surface Detection)
- Phantom: ELI V5.0 Slot 6/7; Type: QD OVA 002 Ax; Serial: 1163

Body/5.75 GHz, Pin=100mW/Area Scan (7x7x1): Measurement grid: dx=10mm, dy=10mm

Maximum value of SAR (measured) = 21.1 W/kg

Body/5.75 GHz, Pin=100mW/Zoom Scan (8x8x7)/Cube 0: Measurement grid: dx=4mm, dy=4mm,


dz=1.4mm

Reference Value = 52.71 V/m; Power Drift = 0.18 dB

Peak SAR (extrapolated) = 36.1 W/kg

SAR(1 g) = 7.89 W/kg; SAR(10 g) = 2.22 W/kg

Maximum value of SAR (measured) = 19.6 W/kg

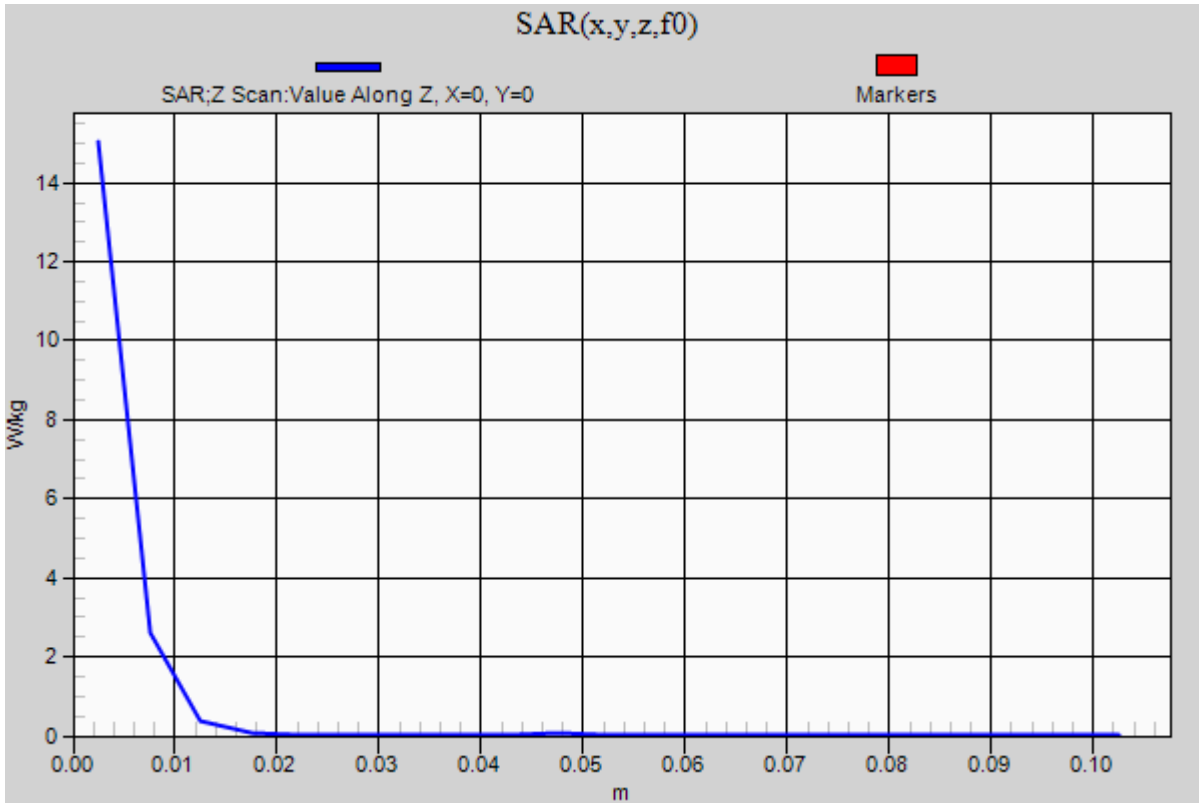


0 dB = 19.6 W/kg = 12.92 dBW/kg

20181114_SystemPerformanceCheck-D5GHzV2 SN 1003

Frequency: 5750 MHz; Duty Cycle: 1:1

Body/5.75 GHz, Pin=100mW/Z Scan (1x1x21): Measurement grid: dx=20mm, dy=20mm, dz=5mm
Maximum value of SAR (measured) = 15.0 W/kg



20181205_SystemPerformanceCheck-D5GHzV2 SN 1138

Frequency: 5250 MHz; Duty Cycle: 1:1; Room Ambient Temperature: 24.0°C; Liquid Temperature: 23.0°C
 Medium parameters used: $f = 5250 \text{ MHz}$; $\sigma = 5.33 \text{ S/m}$; $\epsilon_r = 48.497$; $\rho = 1000 \text{ kg/m}^3$

DASY5 Configuration:

- Area Scan Setting: Find Secondary Maximum Within: 2.0 dB and with a peak SAR value greater than 0.0012W/kg
- Electronics: DAE4 Sn1439; Calibrated: 7/10/2018
- Probe: EX3DV4 - SN3902; ConvF(4.45, 4.45, 4.45); Calibrated: 5/24/2018, ConvF(4.45, 4.45, 4.45); Calibrated: 5/24/2018;
- Sensor-Surface: 1.4mm (Mechanical Surface Detection)
- Phantom: ELI V5.0 Slot 6/7; Type: QD OVA 002 Ax; Serial: 1163

Body/5.25 GHz, Pin=100mW/Area Scan (7x7x1): Measurement grid: dx=10mm, dy=10mm

Maximum value of SAR (measured) = 18.9 W/kg

Body/5.25 GHz, Pin=100mW/Zoom Scan (8x8x7)/Cube 0: Measurement grid: dx=4mm, dy=4mm,

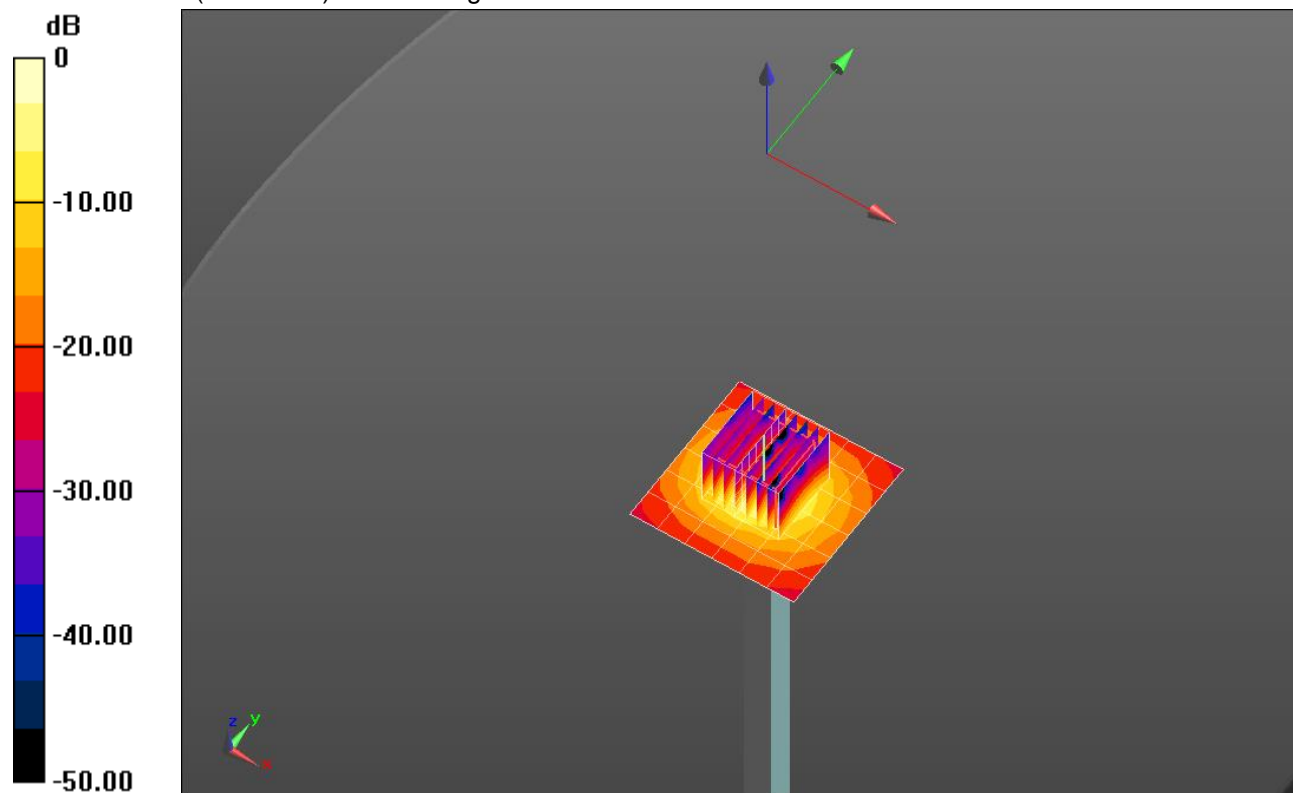
dz=1.4mm

Reference Value = 54.64 V/m; Power Drift = -0.35 dB

Peak SAR (extrapolated) = 29.6 W/kg

SAR(1 g) = 7.38 W/kg; SAR(10 g) = 2.09 W/kg

Maximum value of SAR (measured) = 17.5 W/kg

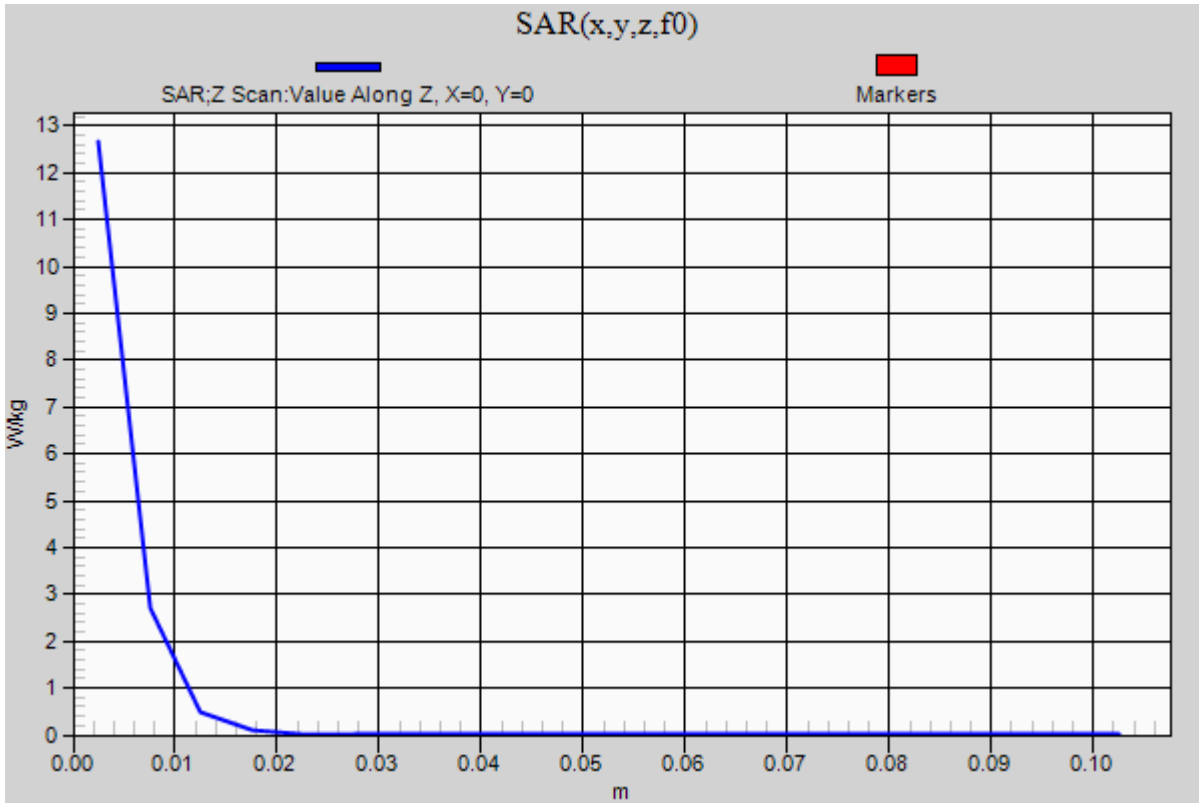


0 dB = 17.5 W/kg = 12.43 dBW/kg

20181205_SystemPerformanceCheck-D5GHzV2 SN 1138

Frequency: 5250 MHz; Duty Cycle: 1:1

Body/5.25 GHz, Pin=100mW/Z Scan (1x1x21): Measurement grid: dx=20mm, dy=20mm, dz=5mm
Maximum value of SAR (measured) = 12.7 W/kg



20181217_SystemPerformanceCheck-D835V2 SN 4d117

Frequency: 835 MHz; Duty Cycle: 1:1; Room Ambient Temperature: 24.0°C; Liquid Temperature: 23.0°C

Medium parameters used: $f = 835 \text{ MHz}$; $\sigma = 0.964 \text{ S/m}$; $\epsilon_r = 53.671$; $\rho = 1000 \text{ kg/m}^3$

DASY5 Configuration:

- Area Scan Setting: Find Secondary Maximum Within: 2.0 dB and with a peak SAR value greater than 0.0012W/kg
- Electronics: DAE4 Sn1439; Calibrated: 7/10/2018
- Probe: EX3DV4 - SN3902; ConvF(10.07, 10.07, 10.07); Calibrated: 5/24/2018, ConvF(10.07, 10.07, 10.07); Calibrated: 5/24/2018;
- Sensor-Surface: 2.5mm (Mechanical Surface Detection)
- Phantom: ELI V5.0 Slot 6/7; Type: QD OVA 002 Ax; Serial: 1163

Body/Pin=100 mW/Area Scan (7x7x1): Measurement grid: dx=15mm, dy=15mm

Maximum value of SAR (measured) = 1.15 W/kg


Body/Pin=100 mW/Zoom Scan (7x7x7)/Cube 0: Measurement grid: dx=5mm, dy=5mm, dz=5mm

Reference Value = 34.96 V/m; Power Drift = 0.02 dB

Peak SAR (extrapolated) = 1.43 W/kg

SAR(1 g) = 0.962 W/kg; SAR(10 g) = 0.631 W/kg

Maximum value of SAR (measured) = 1.17 W/kg

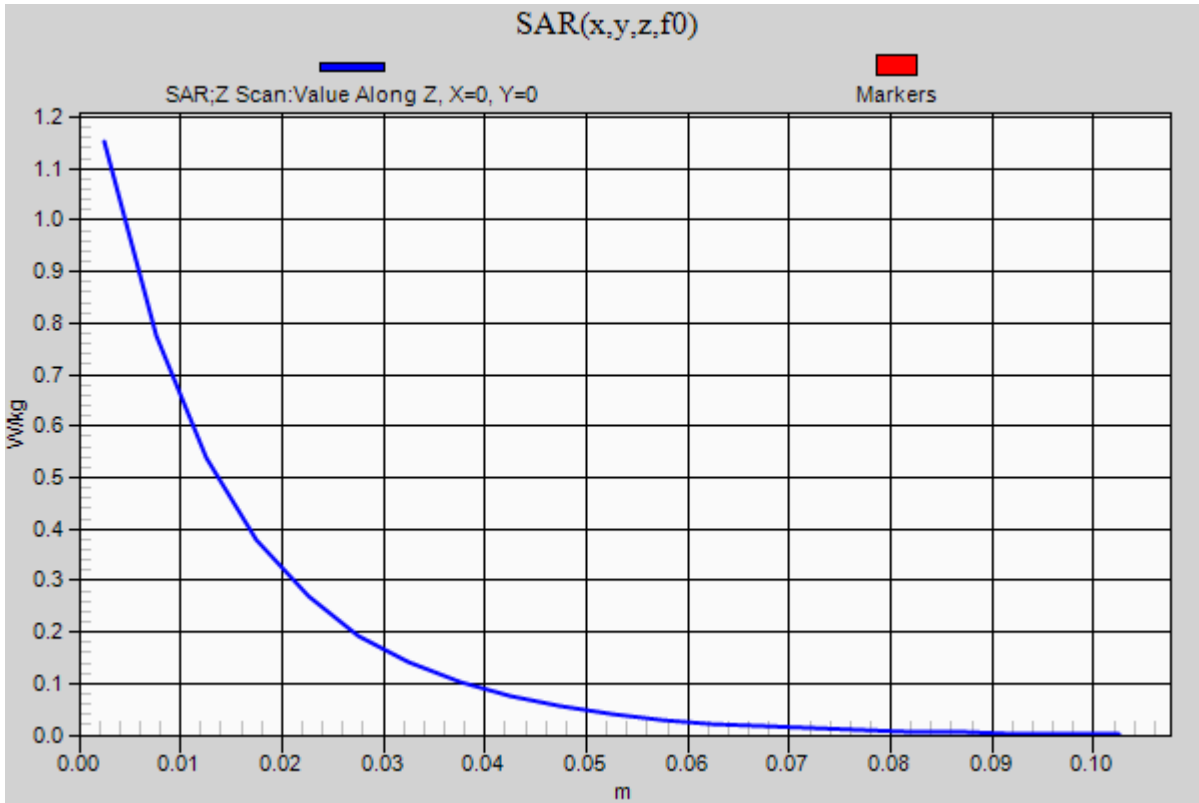


0 dB = 1.17 W/kg = 0.68 dBW/kg

20181217_SystemPerformanceCheck-D835V2 SN 4d117

Frequency: 835 MHz; Duty Cycle: 1:1

Body/Pin=100 mW/Z Scan (1x1x21): Measurement grid: dx=20mm, dy=20mm, dz=5mm
Maximum value of SAR (measured) = 1.15 W/kg



20190109_SystemPerformanceCheck-D5GHzV2 SN 1003

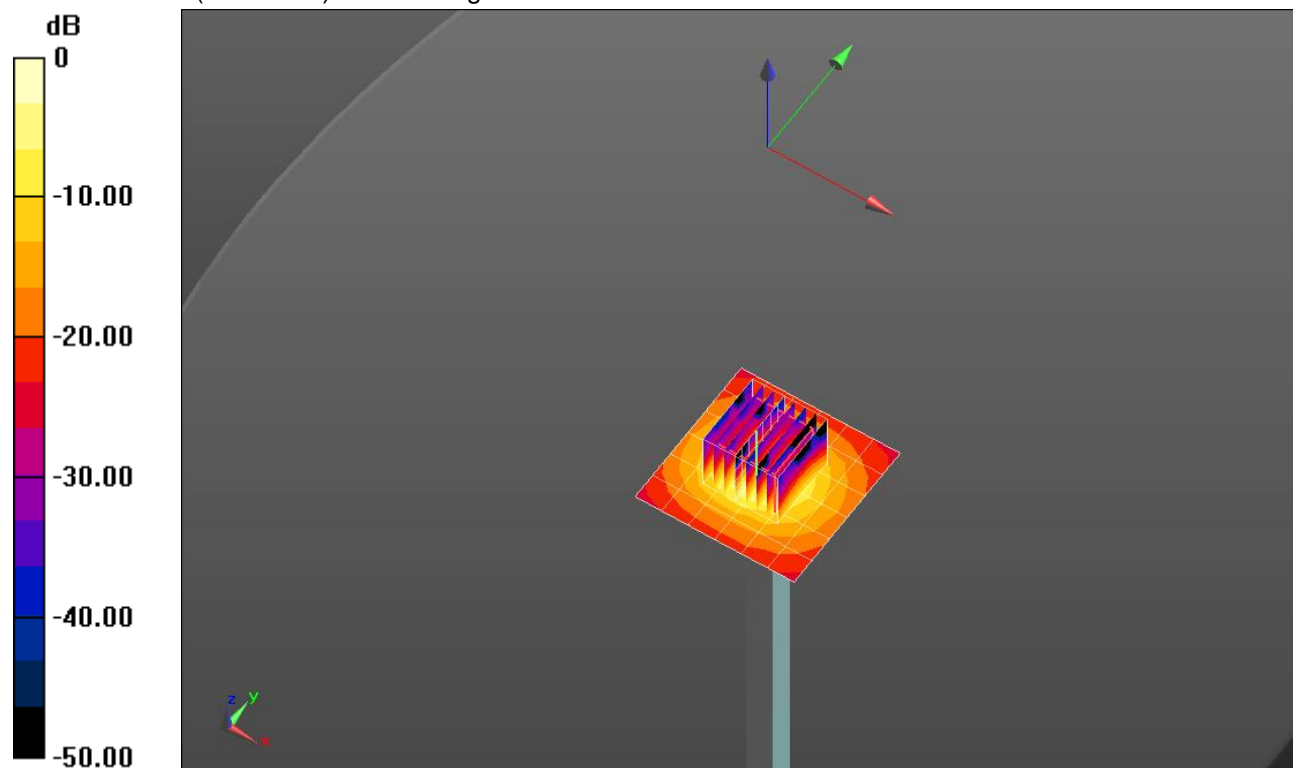
Frequency: 5250 MHz; Duty Cycle: 1:1; Room Ambient Temperature: 24.0°C; Liquid Temperature: 23.0°C
 Medium parameters used: $f = 5250 \text{ MHz}$; $\sigma = 5.213 \text{ S/m}$; $\epsilon_r = 49.105$; $\rho = 1000 \text{ kg/m}^3$

DASY5 Configuration:

- Area Scan Setting: Find Secondary Maximum Within: 2.0 dB and with a peak SAR value greater than 0.0012W/kg
- Electronics: DAE4 Sn1439; Calibrated: 7/10/2018
- Probe: EX3DV4 - SN3902; ConvF(4.45, 4.45, 4.45); Calibrated: 5/24/2018, ConvF(4.45, 4.45, 4.45); Calibrated: 5/24/2018;
- Sensor-Surface: 1.4mm (Mechanical Surface Detection)
- Phantom: ELI V5.0 Slot 6/7; Type: QD OVA 002 Ax; Serial: 1163

Body/5.25 GHz, Pin=100mW/Area Scan (7x7x1): Measurement grid: dx=10mm, dy=10mm
 Maximum value of SAR (measured) = 18.7 W/kg

Body/5.25 GHz, Pin=100mW/Zoom Scan (8x8x7)/Cube 0: Measurement grid: dx=4mm, dy=4mm, dz=1.4mm
 Reference Value = 54.41 V/m; Power Drift = 0.07 dB
 Peak SAR (extrapolated) = 29.9 W/kg
SAR(1 g) = 7.48 W/kg; SAR(10 g) = 2.12 W/kg
 Maximum value of SAR (measured) = 17.6 W/kg

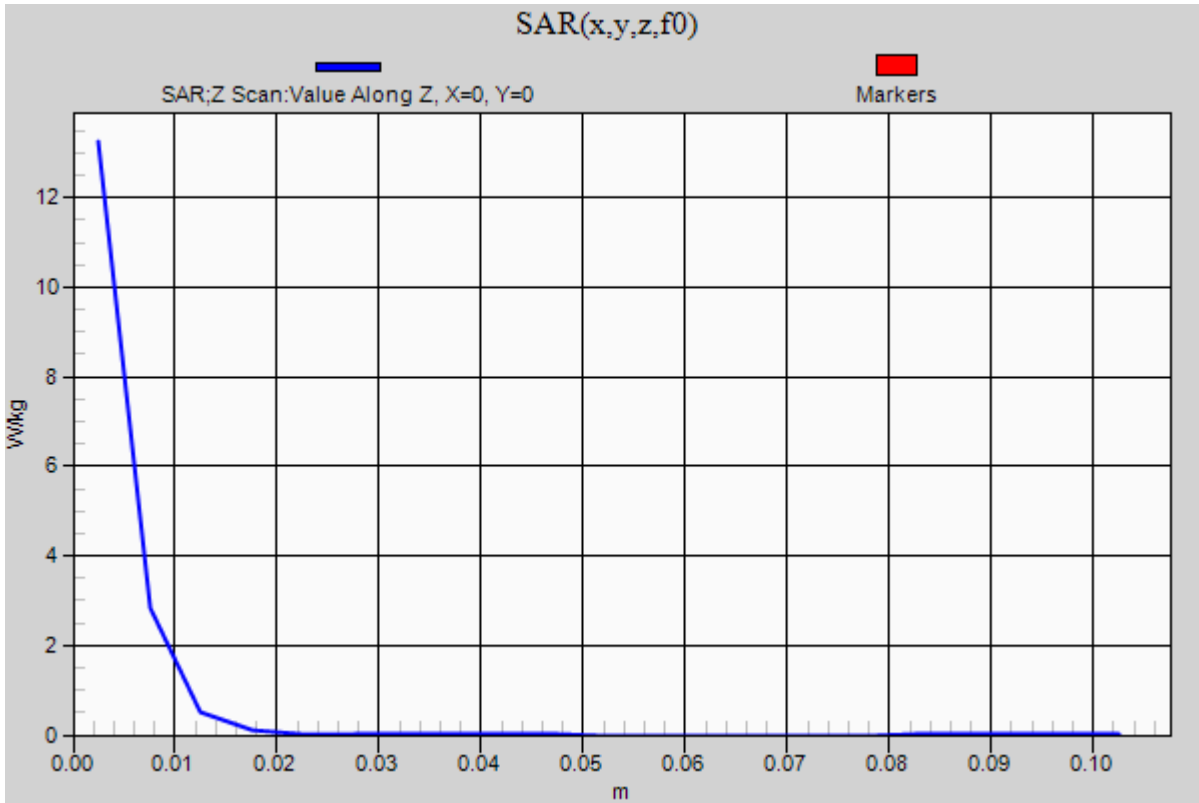


0 dB = 17.6 W/kg = 12.46 dBW/kg

20190109_SystemPerformanceCheck-D5GHzV2 SN 1003

Frequency: 5250 MHz; Duty Cycle: 1:1

Body/5.25 GHz, Pin=100mW/Z Scan (1x1x21): Measurement grid: dx=20mm, dy=20mm, dz=5mm
Maximum value of SAR (measured) = 13.2 W/kg



20190109_SystemPerformanceCheck-D5GHzV2 SN 1003

Frequency: 5600 MHz; Duty Cycle: 1:1; Room Ambient Temperature: 24.0°C; Liquid Temperature: 23.0°C
 Medium parameters used: $f = 5600$ MHz; $\sigma = 5.742$ S/m; $\epsilon_r = 48.577$; $\rho = 1000$ kg/m³

DASY5 Configuration:

- Area Scan Setting: Find Secondary Maximum Within: 2.0 dB and with a peak SAR value greater than 0.0012W/kg
- Electronics: DAE4 Sn1439; Calibrated: 7/10/2018
- Probe: EX3DV4 - SN3902; ConvF(3.99, 3.99, 3.99); Calibrated: 5/24/2018, ConvF(3.99, 3.99, 3.99); Calibrated: 5/24/2018;
- Sensor-Surface: 1.4mm (Mechanical Surface Detection)
- Phantom: ELI V5.0 Slot 6/7; Type: QD OVA 002 Ax; Serial: 1163

Body/5.6 GHz, Pin=100mW/Area Scan (7x7x1): Measurement grid: dx=10mm, dy=10mm

Maximum value of SAR (measured) = 21.5 W/kg

Body/5.6 GHz, Pin=100mW/Zoom Scan (8x8x7)/Cube 0: Measurement grid: dx=4mm, dy=4mm,

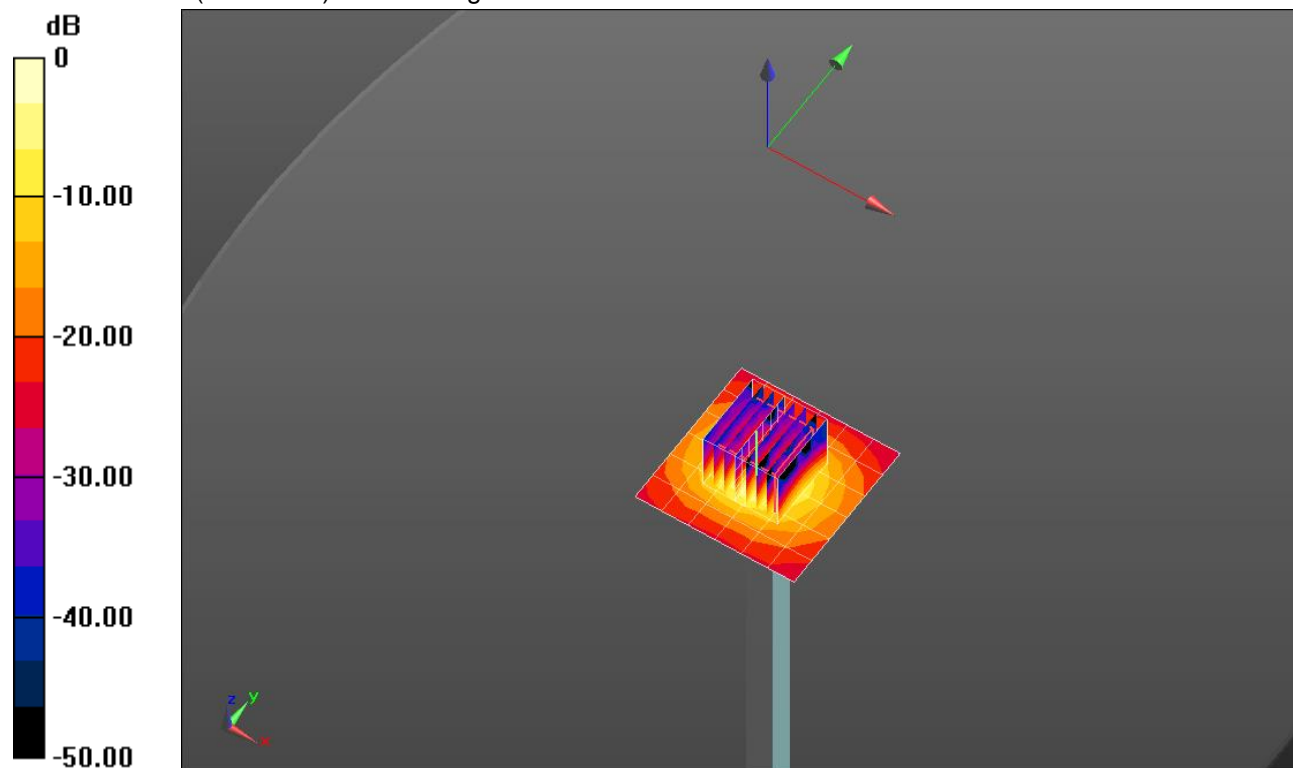
dz=1.4mm

Reference Value = 54.41 V/m; Power Drift = 0.04 dB

Peak SAR (extrapolated) = 36.5 W/kg

SAR(1 g) = 8.23 W/kg; SAR(10 g) = 2.3 W/kg

Maximum value of SAR (measured) = 20.3 W/kg

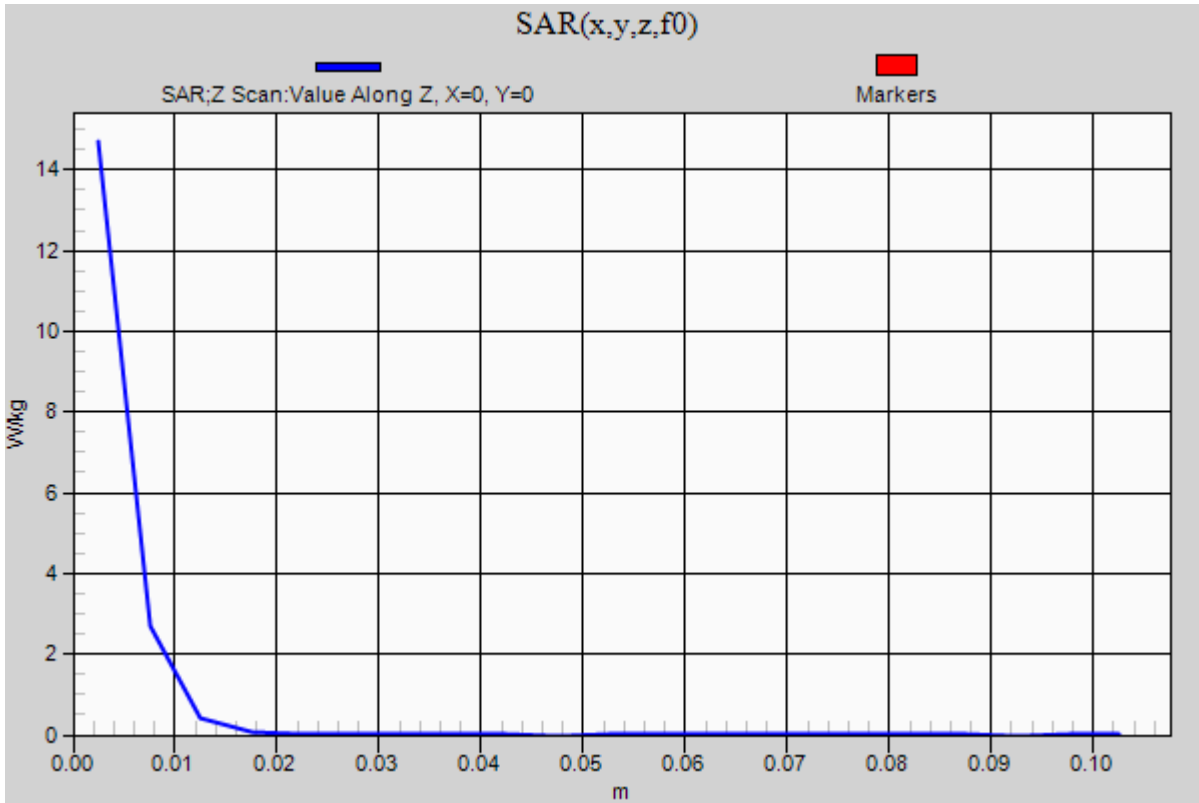


0 dB = 20.3 W/kg = 13.07 dBW/kg

20190109_SystemPerformanceCheck-D5GHzV2 SN 1003

Frequency: 5600 MHz; Duty Cycle: 1:1

Body/5.6 GHz, Pin=100mW/Z Scan (1x1x21): Measurement grid: dx=20mm, dy=20mm, dz=5mm
Maximum value of SAR (measured) = 14.7 W/kg



20181112_SystemPerformanceCheck-D835V2 SN 4d117

Frequency: 835 MHz; Duty Cycle: 1:1; Room Ambient Temperature: 24.0°C; Liquid Temperature: 23.0°C
 Medium parameters used: $f = 835 \text{ MHz}$; $\sigma = 0.944 \text{ S/m}$; $\epsilon_r = 52.705$; $\rho = 1000 \text{ kg/m}^3$

DASY5 Configuration:

- Area Scan Setting: Find Secondary Maximum Within: 2.0 dB and with a peak SAR value greater than 0.0012W/kg
- Electronics: DAE4 Sn1359; Calibrated: 2/9/2018
- Probe: EX3DV4 - SN7463; ConvF(9.22, 9.22, 9.22); Calibrated: 7/20/2018, ConvF(9.22, 9.22, 9.22); Calibrated: 7/20/2018;
- Sensor-Surface: 2.5mm (Mechanical Surface Detection)
- Phantom: ELI V5.0 Slot 1/2; Type: QD OVA 002 Ax; Serial: 1119

Body/Pin=100 mW/Area Scan (7x7x1): Measurement grid: dx=15mm, dy=15mm

Maximum value of SAR (measured) = 1.16 W/kg

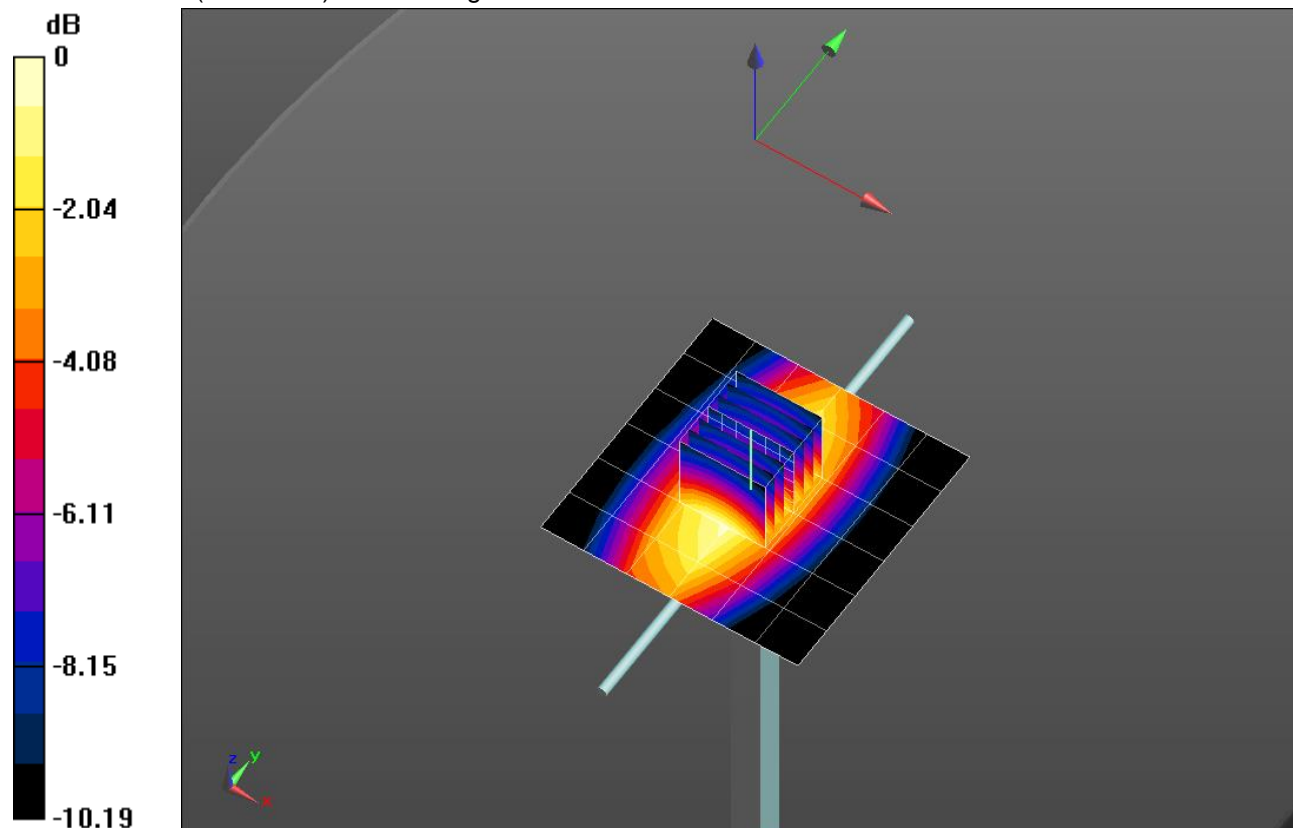
Body/Pin=100 mW/Zoom Scan (7x7x7)/Cube 0: Measurement grid: dx=5mm, dy=5mm, dz=5mm

Reference Value = 35.05 V/m; Power Drift = 0.04 dB

Peak SAR (extrapolated) = 1.42 W/kg

SAR(1 g) = 0.964 W/kg; SAR(10 g) = 0.639 W/kg

Maximum value of SAR (measured) = 1.17 W/kg



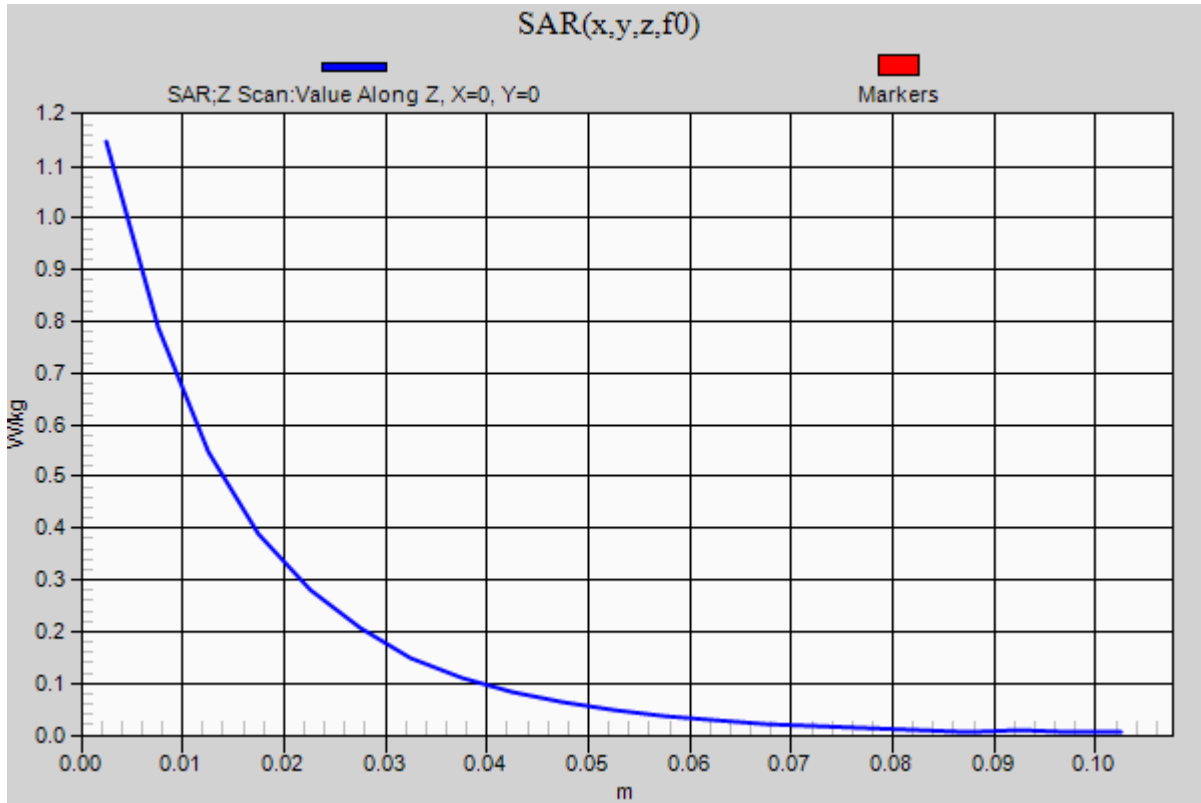
0 dB = 1.17 W/kg = 0.68 dBW/kg

20181112_SystemPerformanceCheck-D835V2 SN 4d117

Frequency: 835 MHz; Duty Cycle: 1:1

Body/Pin=100 mW/Z Scan (1x1x21): Measurement grid: dx=20mm, dy=20mm, dz=5mm

Maximum value of SAR (measured) = 1.15 W/kg



20181114_SystemPerformanceCheck-D2450V2 SN 899

Frequency: 2450 MHz; Duty Cycle: 1:1; Room Ambient Temperature: 24.0°C; Liquid Temperature: 23.0°C
 Medium parameters used: $f = 2450 \text{ MHz}$; $\sigma = 2.029 \text{ S/m}$; $\epsilon_r = 51.879$; $\rho = 1000 \text{ kg/m}^3$

DASY5 Configuration:

- Area Scan Setting: Find Secondary Maximum Within: 2.0 dB and with a peak SAR value greater than 0.0012W/kg
- Electronics: DAE4 Sn1359; Calibrated: 2/9/2018
- Probe: EX3DV4 - SN7463; ConvF(7.25, 7.25, 7.25); Calibrated: 7/20/2018, ConvF(7.25, 7.25, 7.25); Calibrated: 7/20/2018;
- Sensor-Surface: 2.5mm (Mechanical Surface Detection)
- Phantom: ELI V5.0 Slot 1/2; Type: QD OVA 002 Ax; Serial: 1119

Body/Pin=100 mW/Area Scan (8x8x1): Measurement grid: dx=12mm, dy=12mm

Maximum value of SAR (measured) = 5.25 W/kg

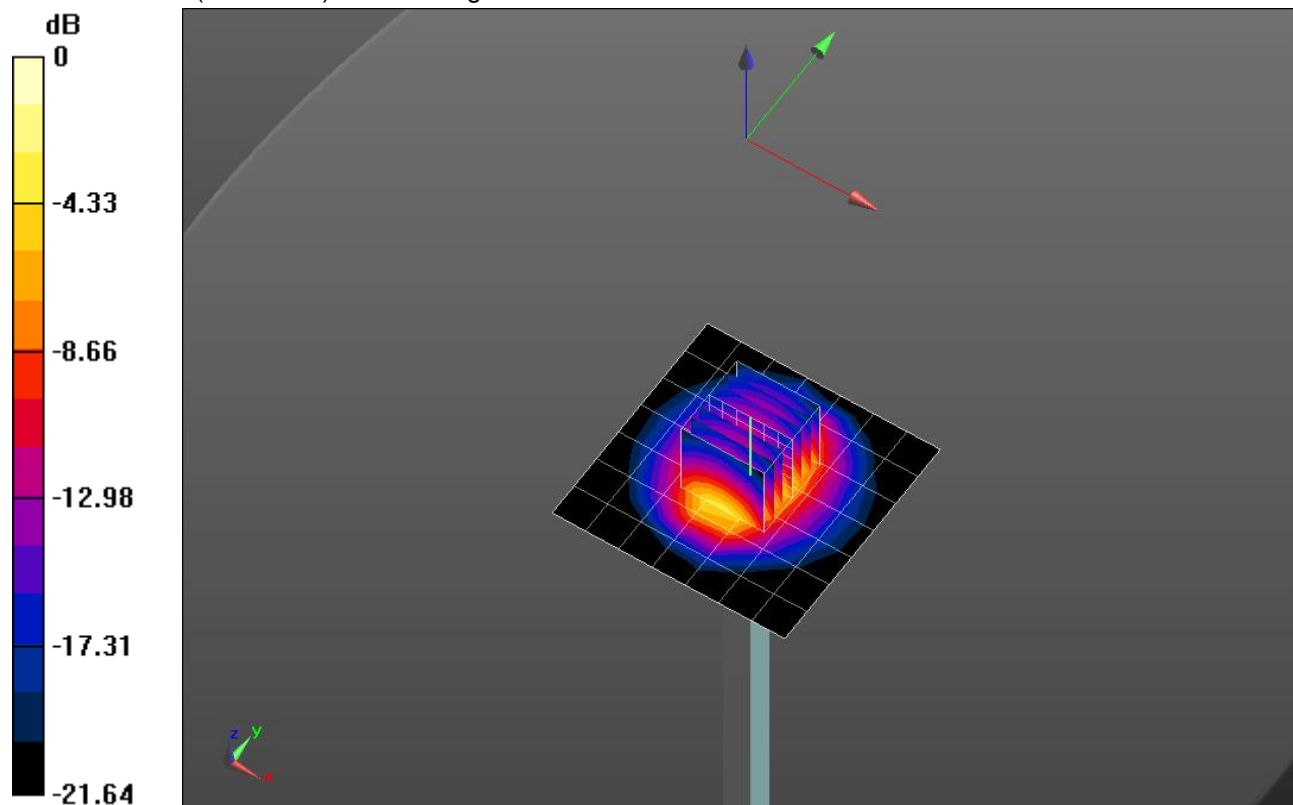
Body/Pin=100 mW/Zoom Scan (7x7x7)/Cube 0: Measurement grid: dx=5mm, dy=5mm, dz=5mm

Reference Value = 59.73 V/m; Power Drift = -0.03 dB

Peak SAR (extrapolated) = 10.5 W/kg

SAR(1 g) = 5.17 W/kg; SAR(10 g) = 2.42 W/kg

Maximum value of SAR (measured) = 7.34 W/kg

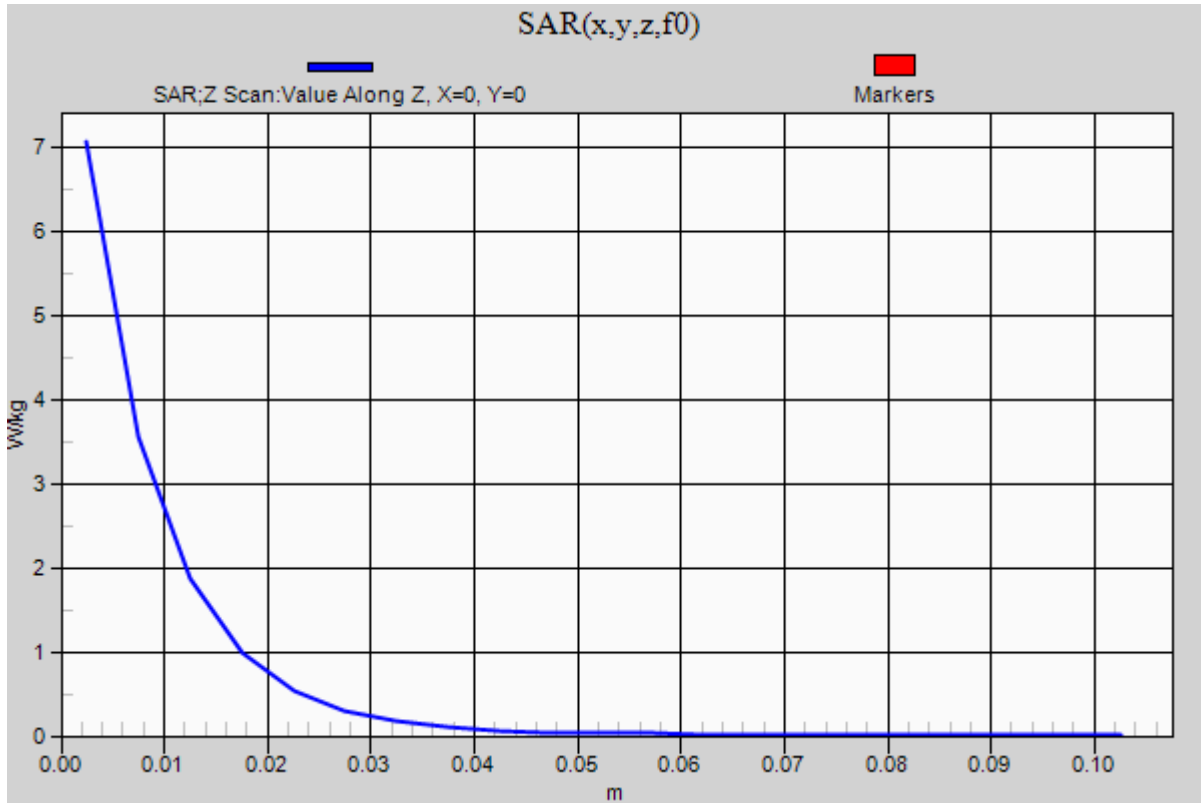


0 dB = 7.34 W/kg = 8.66 dBW/kg

20181114_SystemPerformanceCheck-D2450V2 SN 899

Frequency: 2450 MHz; Duty Cycle: 1:1

Body/Pin=100 mW/Z Scan (1x1x21): Measurement grid: dx=20mm, dy=20mm, dz=5mm
Maximum value of SAR (measured) = 7.07 W/kg



20181119_SystemPerformanceCheck-D1750V2 SN 1050

Frequency: 1750 MHz; Duty Cycle: 1:1; Room Ambient Temperature: 24.0°C; Liquid Temperature: 23.0°C
 Medium parameters used: $f = 1750$ MHz; $\sigma = 1.463$ S/m; $\epsilon_r = 52.899$; $\rho = 1000$ kg/m³

DASY5 Configuration:

- Area Scan Setting: Find Secondary Maximum Within: 2.0 dB and with a peak SAR value greater than 0.0012W/kg
- Electronics: DAE4 Sn1359; Calibrated: 2/9/2018
- Probe: EX3DV4 - SN7463; ConvF(7.85, 7.85, 7.85); Calibrated: 7/20/2018, ConvF(7.85, 7.85, 7.85); Calibrated: 7/20/2018;
- Sensor-Surface: 2.5mm (Mechanical Surface Detection)
- Phantom: ELI V5.0 Slot 1/2; Type: QD OVA 002 Ax; Serial: 1119

Body/Pin=100 mW/Area Scan (7x7x1): Measurement grid: dx=15mm, dy=15mm

Maximum value of SAR (measured) = 4.88 W/kg

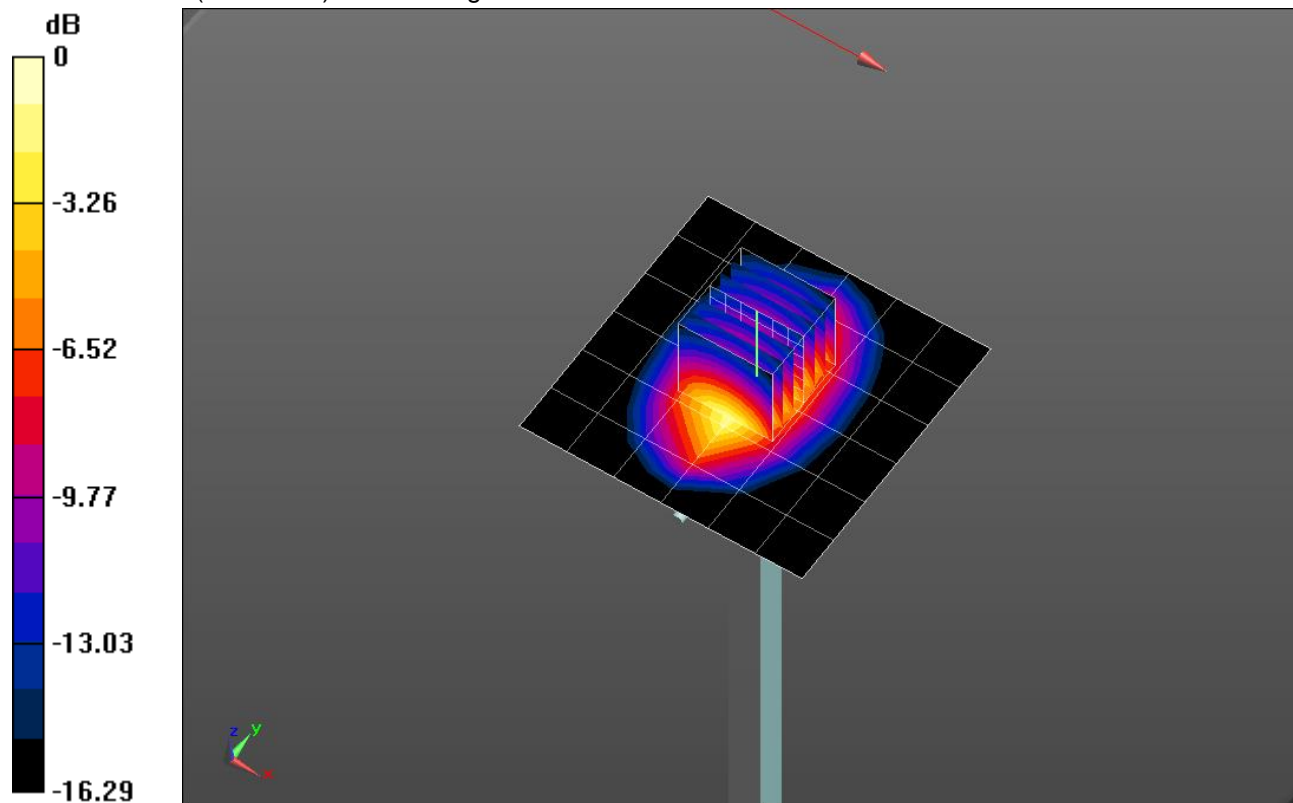
Body/Pin=100 mW/Zoom Scan (7x7x7)/Cube 0: Measurement grid: dx=5mm, dy=5mm, dz=5mm

Reference Value = 59.63 V/m; Power Drift = -0.04 dB

Peak SAR (extrapolated) = 6.50 W/kg

SAR(1 g) = 3.62 W/kg; SAR(10 g) = 1.92 W/kg

Maximum value of SAR (measured) = 4.85 W/kg

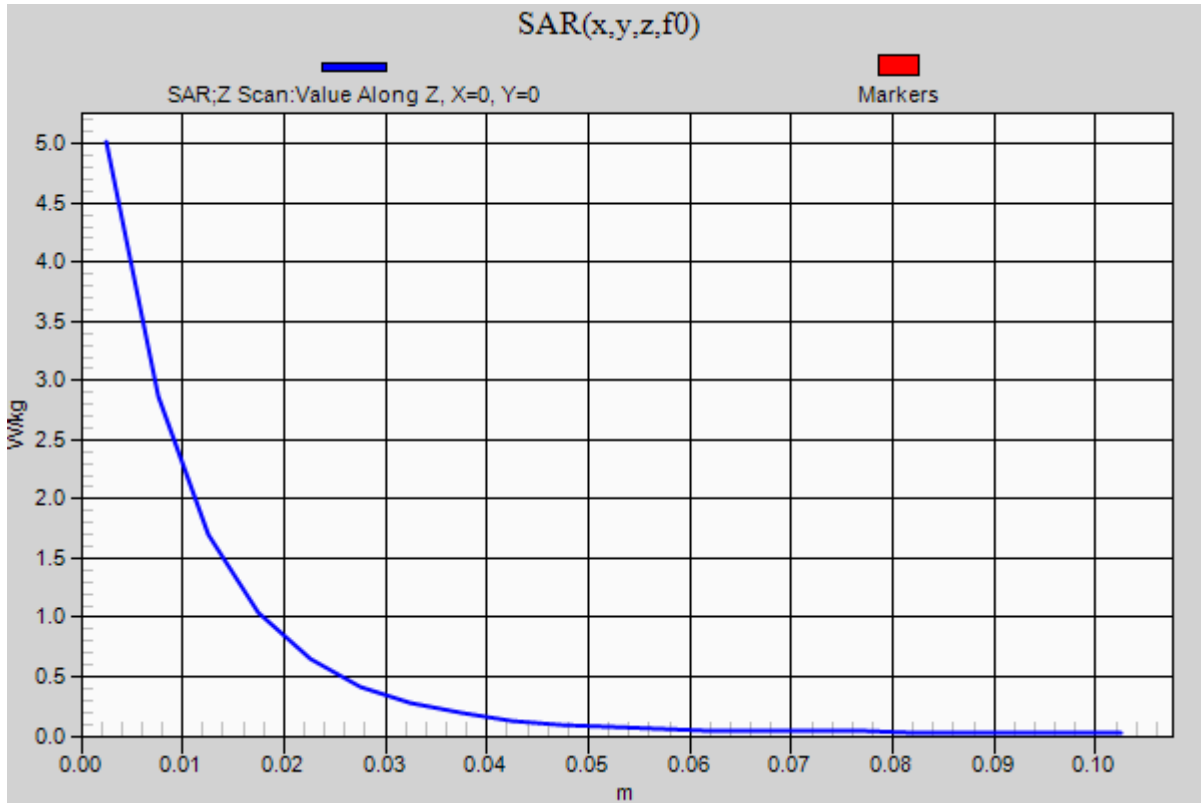


0 dB = 4.85 W/kg = 6.86 dBW/kg

20181119_SystemPerformanceCheck-D1750V2 SN 1050

Frequency: 1750 MHz; Duty Cycle: 1:1

Body/Pin=100 mW/Z Scan (1x1x21): Measurement grid: dx=20mm, dy=20mm, dz=5mm
Maximum value of SAR (measured) = 5.02 W/kg



20190102_SystemPerformanceCheck-D5GHzV2 SN 1138

Frequency: 5200 MHz; Duty Cycle: 1:1; Room Ambient Temperature: 24.0°C; Liquid Temperature: 23.0°C
 Medium parameters used: $f = 5200 \text{ MHz}$; $\sigma = 5.361 \text{ S/m}$; $\epsilon_r = 48.64$; $\rho = 1000 \text{ kg/m}^3$

DASY5 Configuration:

- Area Scan Setting: Find Secondary Maximum Within: 2.0 dB and with a peak SAR value greater than 0.0012W/kg
- Electronics: DAE4 Sn1359; Calibrated: 2/9/2018
- Probe: EX3DV4 - SN7463; ConvF(4.57, 4.57, 4.57); Calibrated: 7/20/2018, ConvF(4.57, 4.57, 4.57); Calibrated: 7/20/2018;
- Sensor-Surface: 1.4mm (Mechanical Surface Detection)
- Phantom: ELI V5.0 Slot 1/2; Type: QD OVA 002 Ax; Serial: 1119

Body/5.2 GHz, Pin=100mW/Area Scan (7x7x1): Measurement grid: dx=10mm, dy=10mm

Maximum value of SAR (measured) = 17.0 W/kg

Body/5.2 GHz, Pin=100mW/Zoom Scan (8x8x7)/Cube 0: Measurement grid: dx=4mm, dy=4mm,

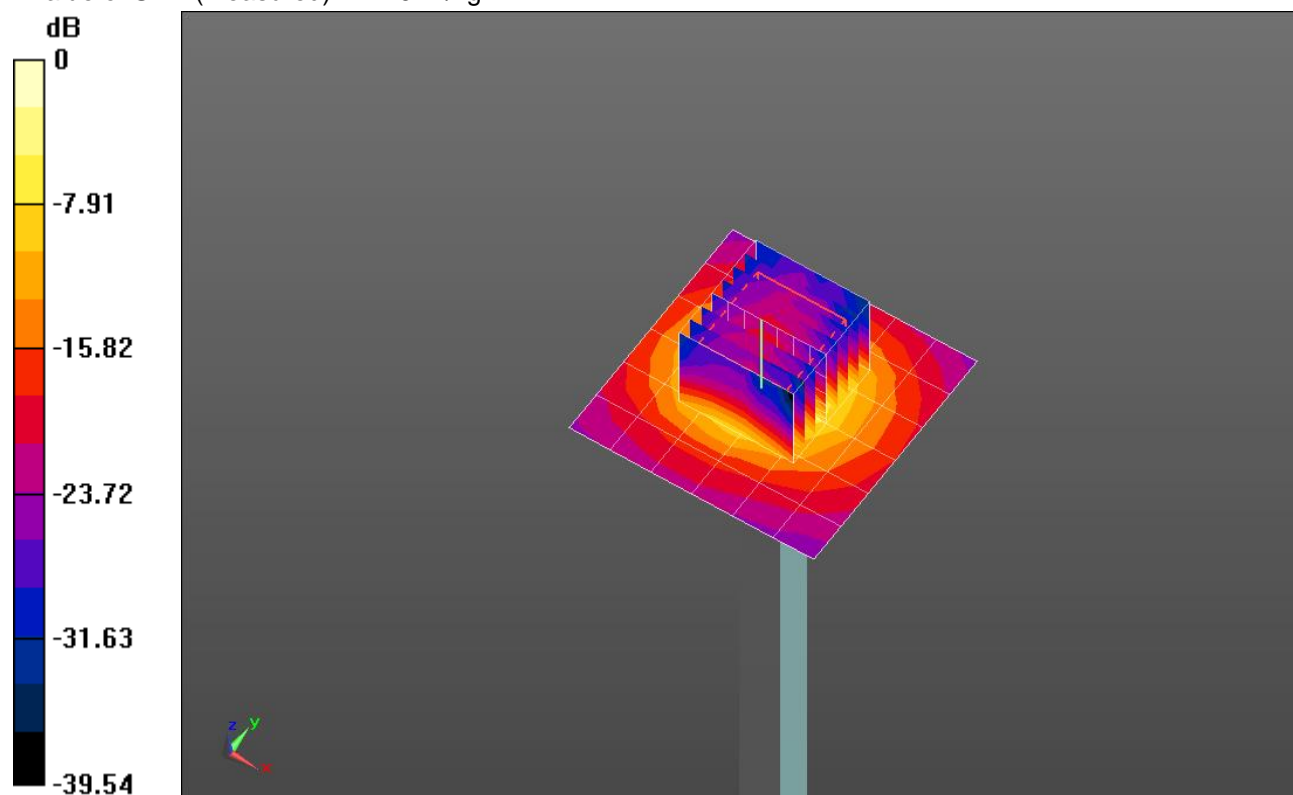
dz=1.4mm

Reference Value = 53.57 V/m; Power Drift = 0.03 dB

Peak SAR (extrapolated) = 29.8 W/kg

SAR(1 g) = 7.54 W/kg; SAR(10 g) = 2.16 W/kg

Maximum value of SAR (measured) = 17.9 W/kg

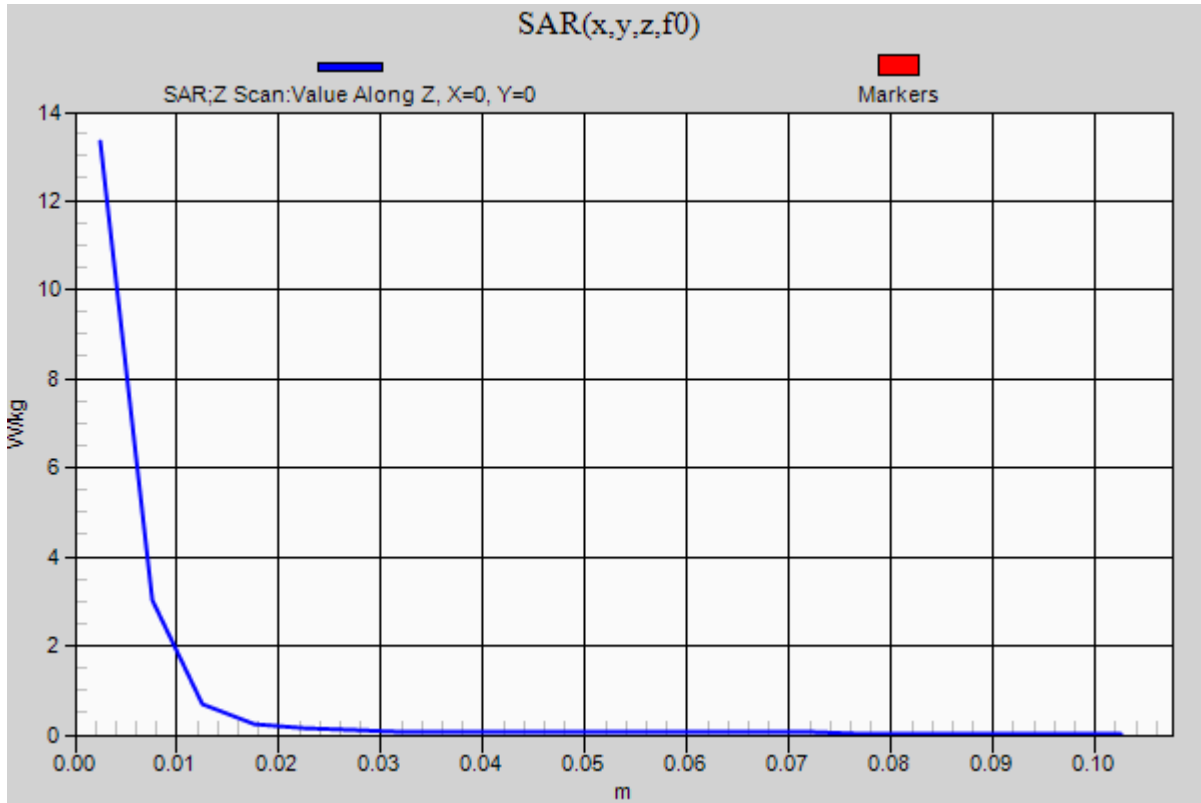


0 dB = 17.9 W/kg = 12.53 dBW/kg

20190102_SystemPerformanceCheck-D5GHzV2 SN 1138

Frequency: 5200 MHz; Duty Cycle: 1:1

Body/5.2 GHz, Pin=100mW/Z Scan (1x1x21): Measurement grid: dx=20mm, dy=20mm, dz=5mm
Maximum value of SAR (measured) = 13.3 W/kg



20190102_SystemPerformanceCheck-D5GHzV2 SN 1138

Frequency: 5600 MHz; Duty Cycle: 1:1; Room Ambient Temperature: 24.0°C; Liquid Temperature: 23.0°C
 Medium parameters used: $f = 5600$ MHz; $\sigma = 5.925$ S/m; $\epsilon_r = 47.974$; $\rho = 1000$ kg/m³

DASY5 Configuration:

- Area Scan Setting: Find Secondary Maximum Within: 2.0 dB and with a peak SAR value greater than 0.0012W/kg
- Electronics: DAE4 Sn1359; Calibrated: 2/9/2018
- Probe: EX3DV4 - SN7463; ConvF(3.9, 3.9, 3.9); Calibrated: 7/20/2018, ConvF(3.9, 3.9, 3.9); Calibrated: 7/20/2018;
- Sensor-Surface: 1.4mm (Mechanical Surface Detection (Locations From Previous Scan Used)), Sensor-Surface: 1.4mm (Mechanical Surface Detection)
- Phantom: ELI V5.0 Slot 1/2; Type: QD OVA 002 Ax; Serial: 1119

Body/5.6 GHz, Pin=100mW/Area Scan (7x7x1): Measurement grid: dx=10mm, dy=10mm
 Maximum value of SAR (measured) = 20.6 W/kg

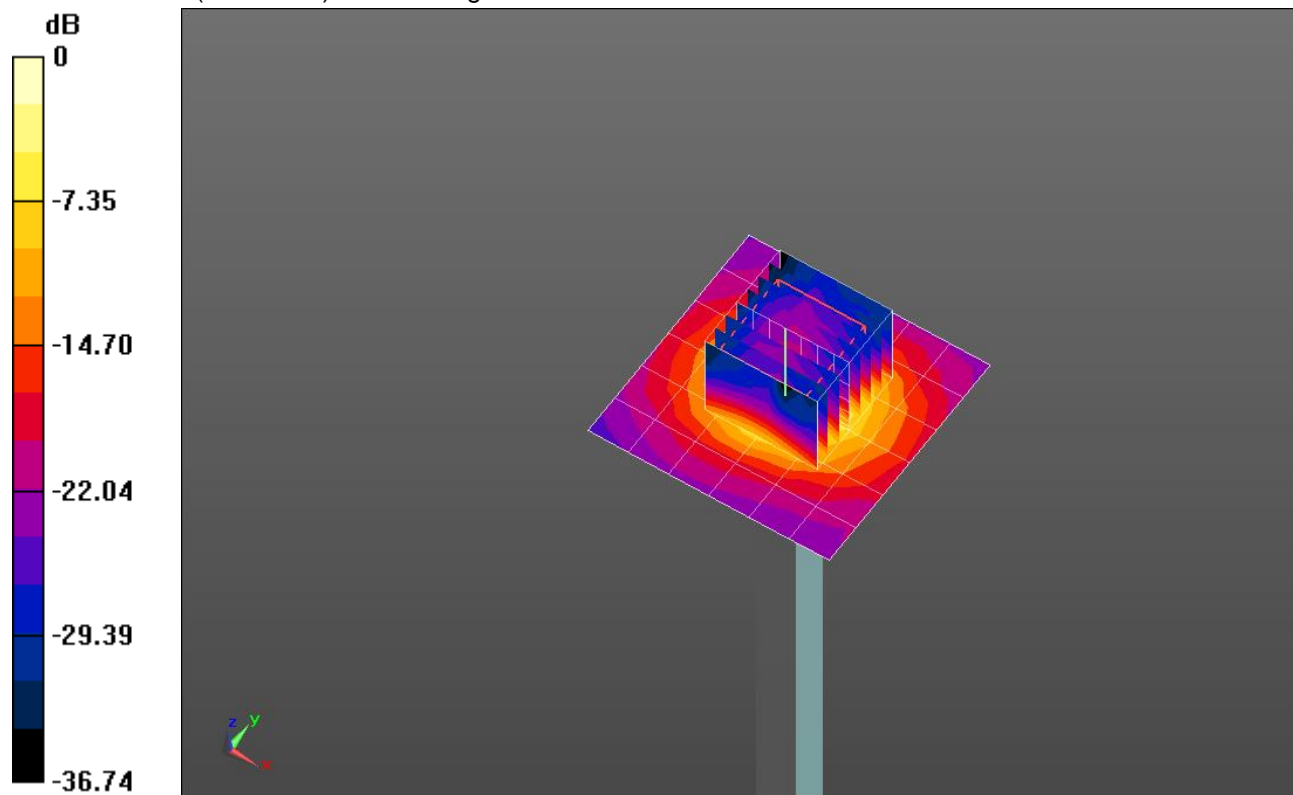
Body/5.6 GHz, Pin=100mW/Zoom Scan (8x8x7)/Cube 0: Measurement grid: dx=4mm, dy=4mm, dz=1.4mm

Reference Value = 52.38 V/m; Power Drift = -0.09 dB

Peak SAR (extrapolated) = 36.1 W/kg

SAR(1 g) = 8.11 W/kg; SAR(10 g) = 2.28 W/kg

Maximum value of SAR (measured) = 20.3 W/kg

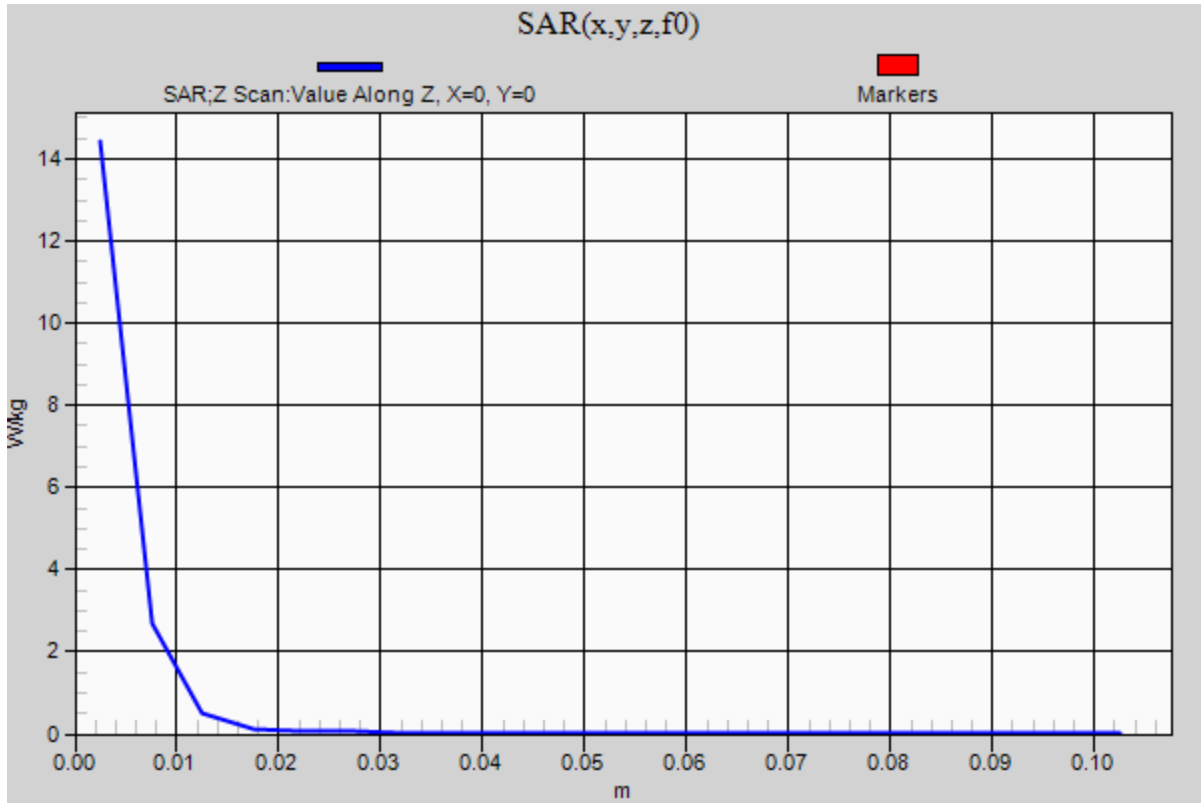


0 dB = 20.3 W/kg = 13.07 dBW/kg

20190102_SystemPerformanceCheck-D5GHzV2 SN 1138

Frequency: 5600 MHz; Duty Cycle: 1:1

Body/5.6 GHz, Pin=100mW/Z Scan (1x1x21): Measurement grid: dx=20mm, dy=20mm, dz=5mm
Maximum value of SAR (measured) = 14.4 W/kg



20190108_SystemPerformanceCheck-D5GHzV2 SN 1003

Frequency: 5250 MHz; Duty Cycle: 1:1; Room Ambient Temperature: 24.0°C; Liquid Temperature: 23.0°C
 Medium parameters used: $f = 5250 \text{ MHz}$; $\sigma = 5.436 \text{ S/m}$; $\epsilon_r = 48.864$; $\rho = 1000 \text{ kg/m}^3$

DASY5 Configuration:

- Area Scan Setting: Find Secondary Maximum Within: 2.0 dB and with a peak SAR value greater than 0.0012W/kg
- Electronics: DAE4 Sn1359; Calibrated: 2/9/2018
- Probe: EX3DV4 - SN7463; ConvF(4.57, 4.57, 4.57); Calibrated: 7/20/2018, ConvF(4.57, 4.57, 4.57); Calibrated: 7/20/2018;
- Sensor-Surface: 1.4mm (Mechanical Surface Detection)
- Phantom: ELI V5.0 Slot 1/2; Type: QD OVA 002 Ax; Serial: 1119

Body/5.25 GHz, Pin=100mW/Area Scan (7x7x1): Measurement grid: dx=10mm, dy=10mm

Maximum value of SAR (measured) = 19.9 W/kg

Body/5.25 GHz, Pin=100mW/Zoom Scan (8x8x7)/Cube 0: Measurement grid: dx=4mm, dy=4mm,

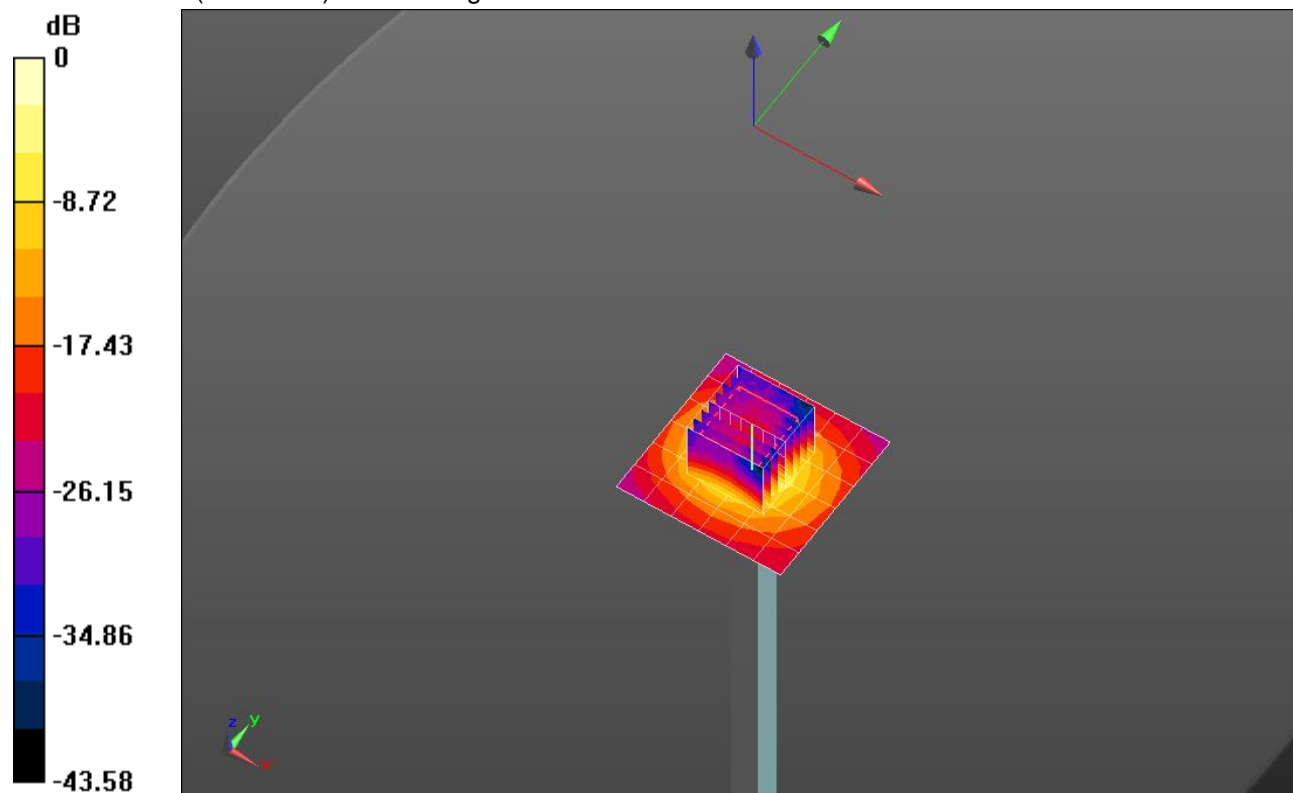
dz=1.4mm

Reference Value = 55.52 V/m; Power Drift = -0.13 dB

Peak SAR (extrapolated) = 31.6 W/kg

SAR(1 g) = 7.83 W/kg; SAR(10 g) = 2.23 W/kg

Maximum value of SAR (measured) = 19.2 W/kg

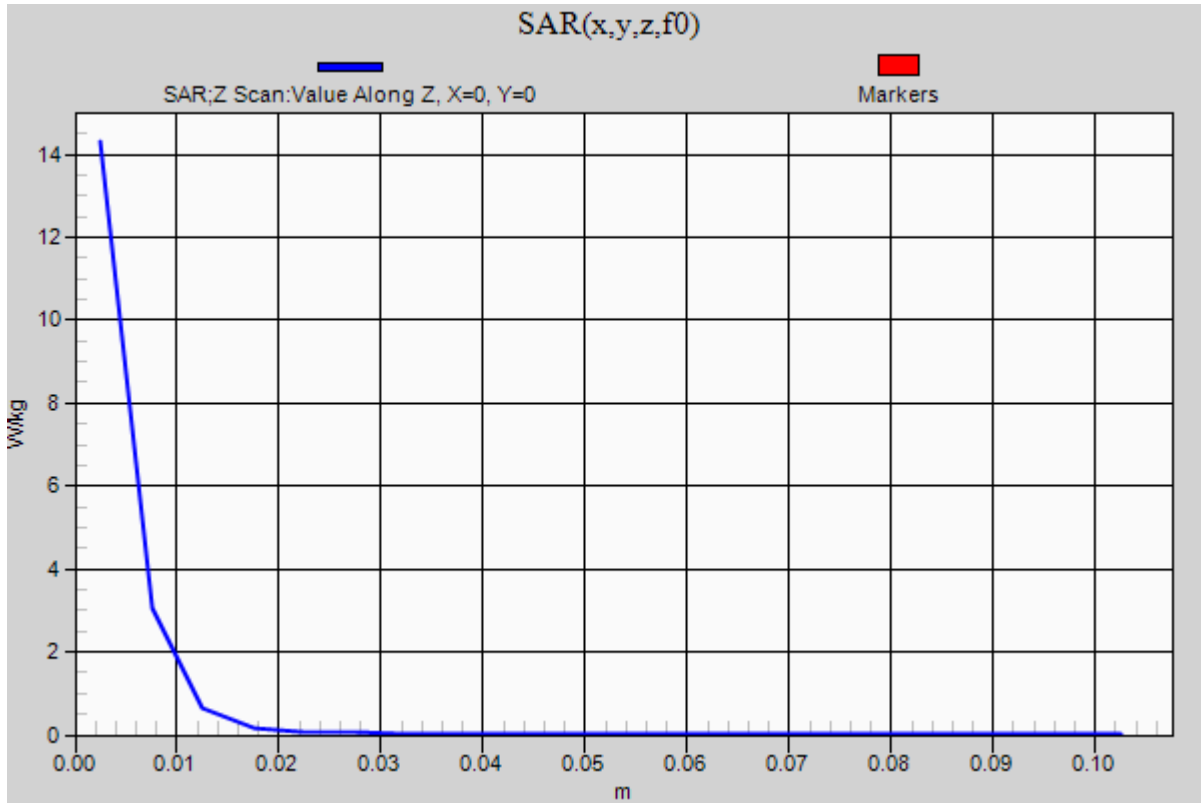


0 dB = 19.2 W/kg = 12.83 dBW/kg

20190108_SystemPerformanceCheck-D5GHzV2 SN 1003

Frequency: 5250 MHz; Duty Cycle: 1:1

Body/5.25 GHz, Pin=100mW/Z Scan (1x1x21): Measurement grid: dx=20mm, dy=20mm, dz=5mm
Maximum value of SAR (measured) = 14.3 W/kg



20190108_SystemPerformanceCheck-D5GHzV2 SN 1003

Frequency: 5600 MHz; Duty Cycle: 1:1; Room Ambient Temperature: 24.0°C; Liquid Temperature: 23.0°C
 Medium parameters used: $f = 5600 \text{ MHz}$; $\sigma = 5.855 \text{ S/m}$; $\epsilon_r = 48.005$; $\rho = 1000 \text{ kg/m}^3$

DASY5 Configuration:

- Area Scan Setting: Find Secondary Maximum Within: 2.0 dB and with a peak SAR value greater than 0.0012W/kg
- Electronics: DAE4 Sn1359; Calibrated: 2/9/2018
- Probe: EX3DV4 - SN7463; ConvF(3.9, 3.9, 3.9); Calibrated: 7/20/2018, ConvF(3.9, 3.9, 3.9); Calibrated: 7/20/2018;
- Sensor-Surface: 1.4mm (Mechanical Surface Detection)
- Phantom: ELI V5.0 Slot 1/2; Type: QD OVA 002 Ax; Serial: 1119

Body/5.6 GHz, Pin=100mW/Area Scan (7x7x1): Measurement grid: dx=10mm, dy=10mm

Maximum value of SAR (measured) = 18.9 W/kg

Body/5.6 GHz, Pin=100mW/Zoom Scan (8x8x7)/Cube 0: Measurement grid: dx=4mm, dy=4mm,

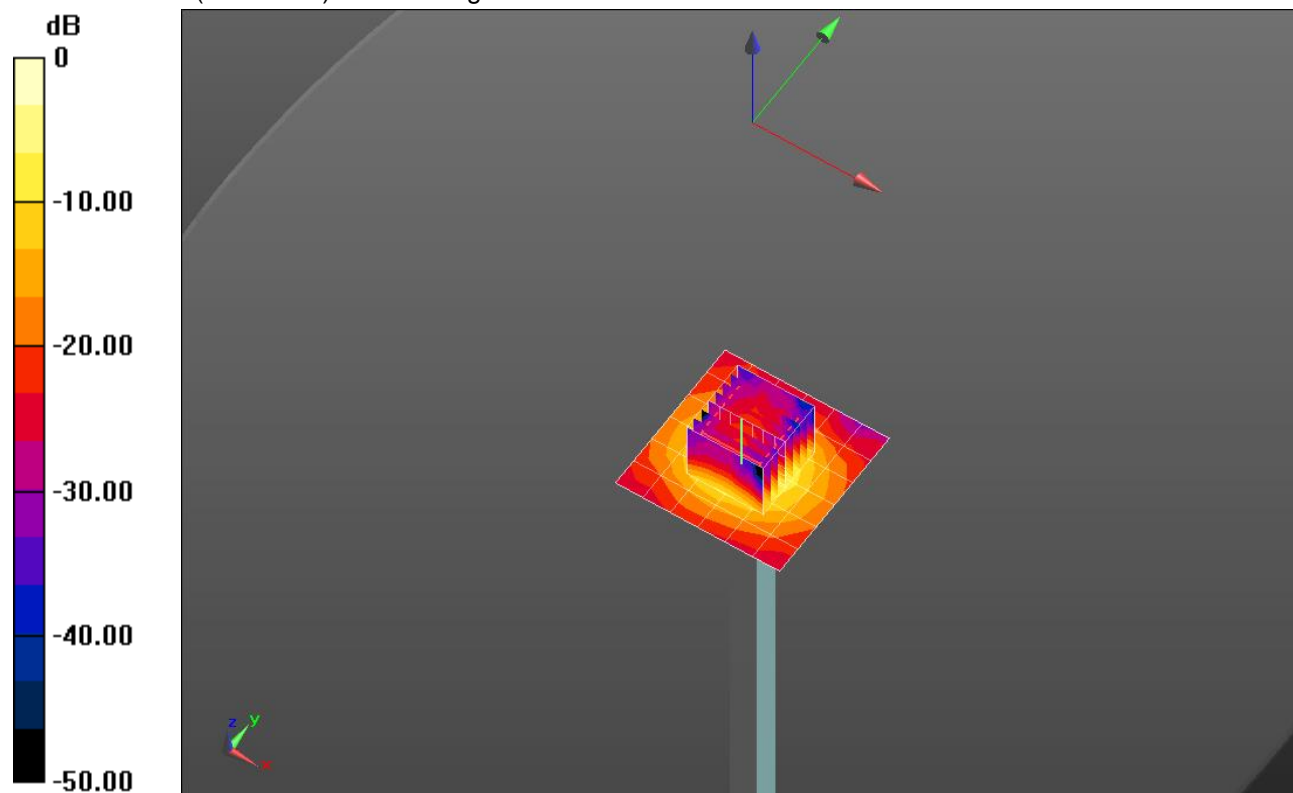
dz=1.4mm

Reference Value = 50.50 V/m; Power Drift = -0.12 dB

Peak SAR (extrapolated) = 32.4 W/kg

SAR(1 g) = 7.3 W/kg; SAR(10 g) = 2.05 W/kg

Maximum value of SAR (measured) = 17.9 W/kg

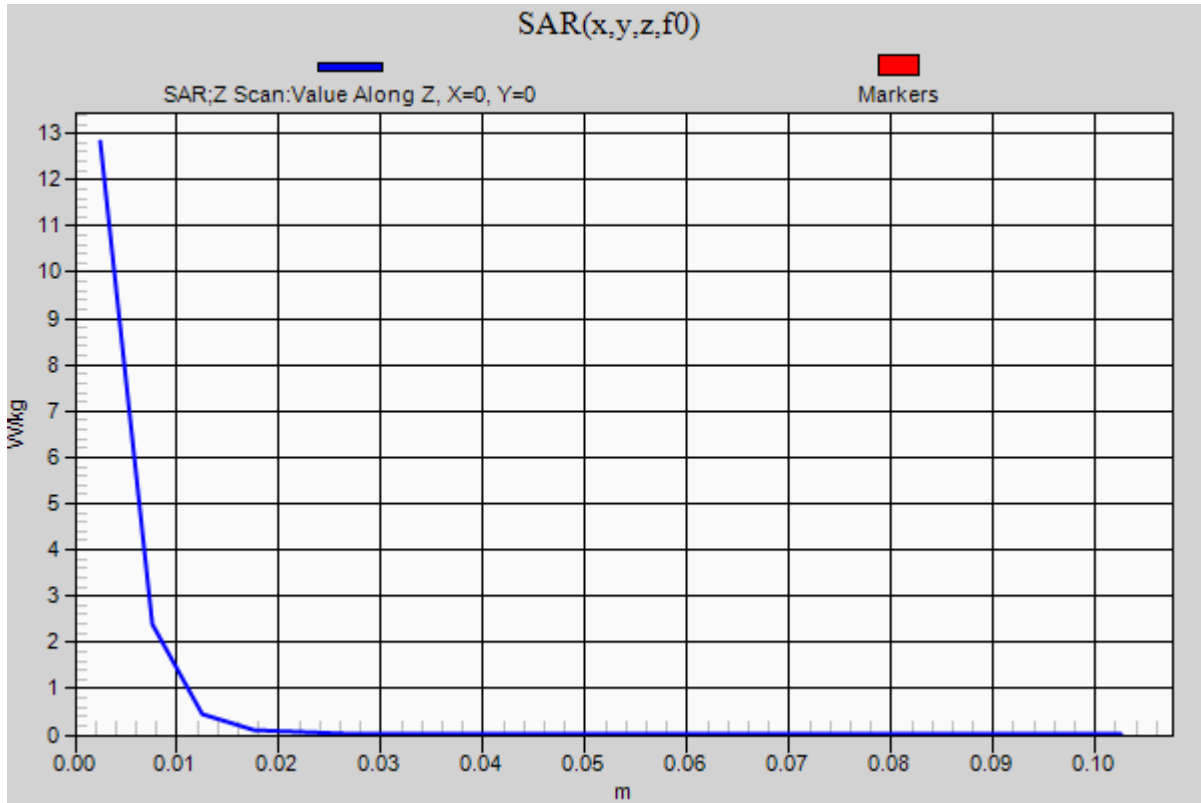


0 dB = 17.9 W/kg = 12.53 dBW/kg

20190108_SystemPerformanceCheck-D5GHzV2 SN 1003

Frequency: 5600 MHz; Duty Cycle: 1:1

Body/5.6 GHz, Pin=100mW/Z Scan (1x1x21): Measurement grid: dx=20mm, dy=20mm, dz=5mm
Maximum value of SAR (measured) = 12.8 W/kg



20190108_SystemPerformanceCheck-D5GHzV2 SN 1003

Frequency: 5750 MHz; Duty Cycle: 1:1; Room Ambient Temperature: 24.0°C; Liquid Temperature: 23.0°C
 Medium parameters used: $f = 5750 \text{ MHz}$; $\sigma = 6.2 \text{ S/m}$; $\epsilon_r = 47.63$; $\rho = 1000 \text{ kg/m}^3$

DASY5 Configuration:

- Area Scan Setting: Find Secondary Maximum Within: 2.0 dB and with a peak SAR value greater than 0.0012W/kg
- Electronics: DAE4 Sn1359; Calibrated: 2/9/2018
- Probe: EX3DV4 - SN7463; ConvF(4.17, 4.17, 4.17); Calibrated: 7/20/2018, ConvF(4.17, 4.17, 4.17); Calibrated: 7/20/2018;
- Sensor-Surface: 1.4mm (Mechanical Surface Detection)
- Phantom: ELI V5.0 Slot 1/2; Type: QD OVA 002 Ax; Serial: 1119

Body/5.75 GHz, Pin=100mW/Area Scan (7x7x1): Measurement grid: dx=10mm, dy=10mm

Maximum value of SAR (measured) = 17.1 W/kg

Body/5.75 GHz, Pin=100mW/Zoom Scan (8x8x7)/Cube 0: Measurement grid: dx=4mm, dy=4mm,

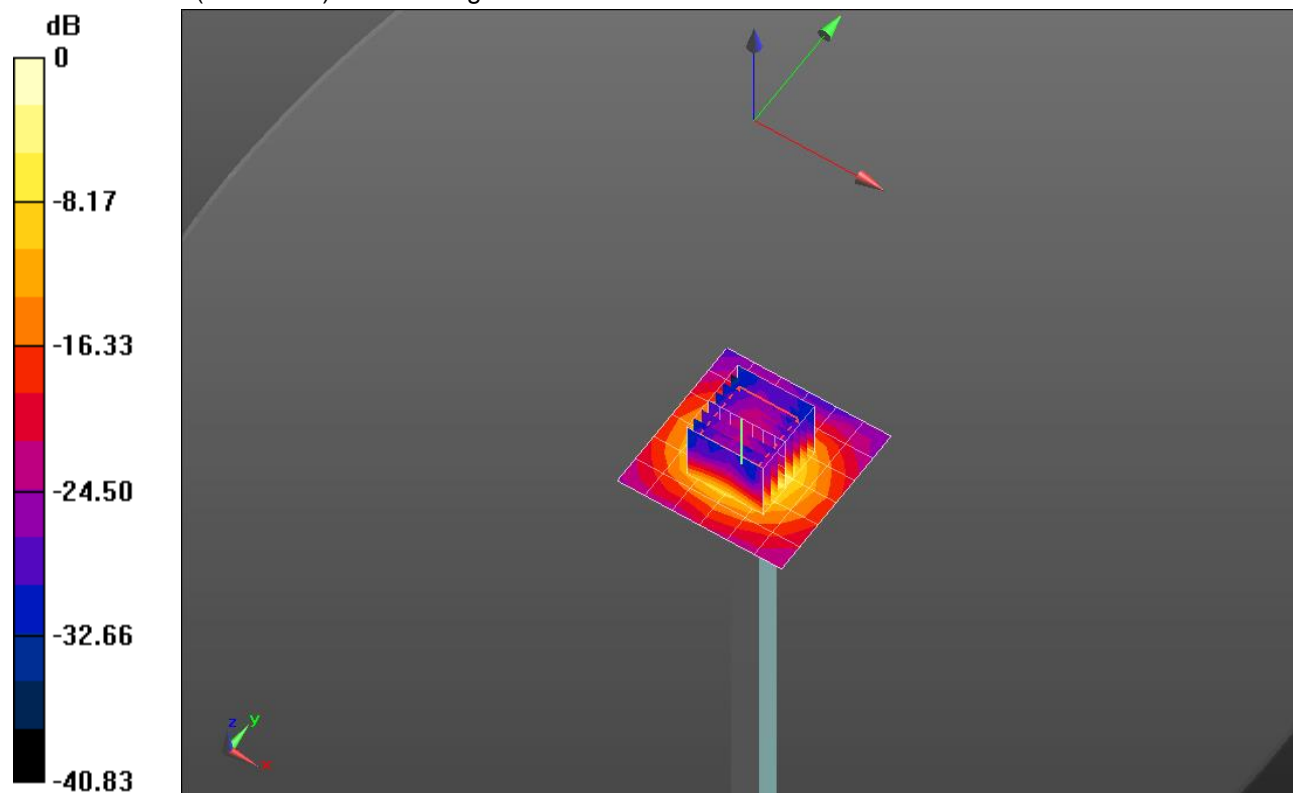
dz=1.4mm

Reference Value = 46.21 V/m; Power Drift = -0.11 dB

Peak SAR (extrapolated) = 31.8 W/kg

SAR(1 g) = 6.88 W/kg; SAR(10 g) = 1.94 W/kg

Maximum value of SAR (measured) = 17.0 W/kg

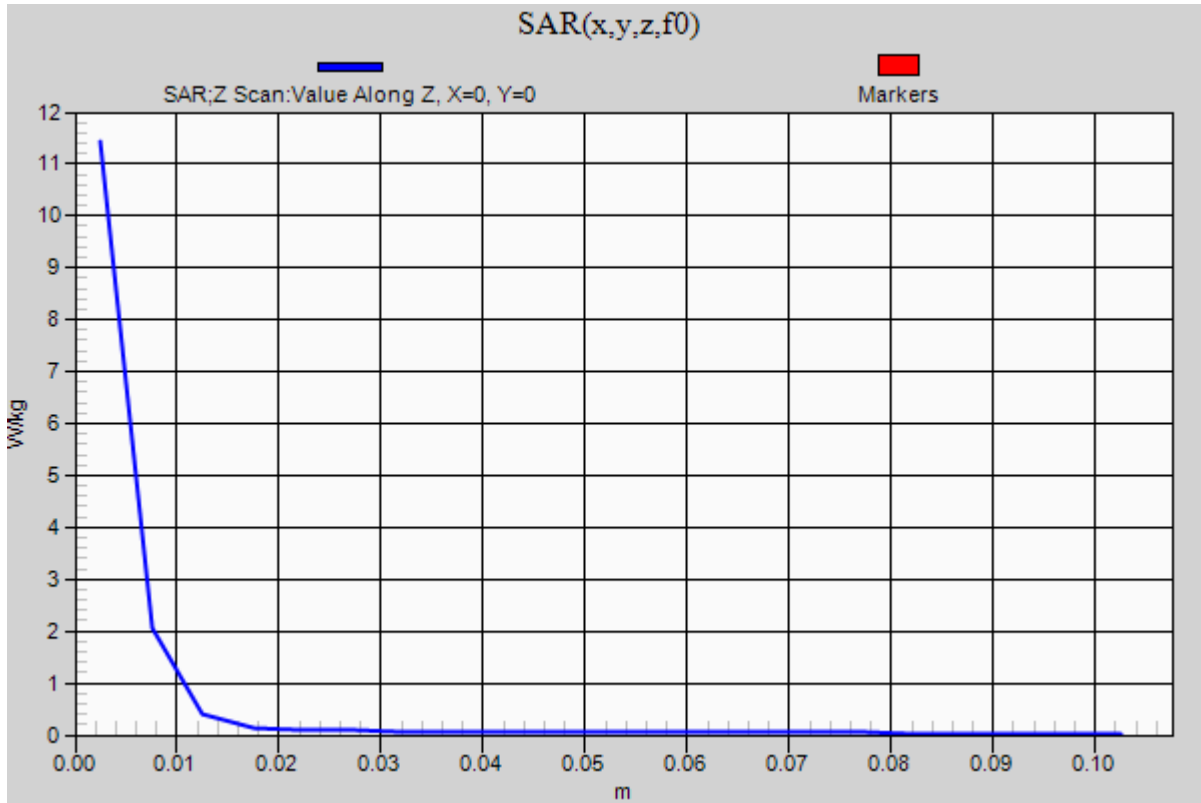


0 dB = 17.0 W/kg = 12.30 dBW/kg

20190108_SystemPerformanceCheck-D5GHzV2 SN 1003

Frequency: 5750 MHz; Duty Cycle: 1:1

Body/5.75 GHz, Pin=100mW/Z Scan (1x1x21): Measurement grid: dx=20mm, dy=20mm, dz=5mm
Maximum value of SAR (measured) = 11.4 W/kg



20190122_SystemPerformanceCheck-D2450V2 SN 706

Frequency: 2450 MHz; Duty Cycle: 1:1; Room Ambient Temperature: 24.0°C; Liquid Temperature: 23.0°C
 Medium parameters used: $f = 2450 \text{ MHz}$; $\sigma = 2.023 \text{ S/m}$; $\epsilon_r = 51.427$; $\rho = 1000 \text{ kg/m}^3$

DASY5 Configuration:

- Area Scan Setting: Find Secondary Maximum Within: 2.0 dB and with a peak SAR value greater than 0.0012W/kg
- Electronics: DAE4 Sn1359; Calibrated: 2/9/2018
- Probe: EX3DV4 - SN7463; ConvF(7.25, 7.25, 7.25); Calibrated: 7/20/2018, ConvF(7.25, 7.25, 7.25); Calibrated: 7/20/2018;
- Sensor-Surface: 2.5mm (Mechanical Surface Detection)
- Phantom: ELI V5.0 Slot 1/2; Type: QD OVA 002 Ax; Serial: 1119

Body/Pin=100 mW/Area Scan (8x8x1): Measurement grid: dx=12mm, dy=12mm

Maximum value of SAR (measured) = 5.20 W/kg

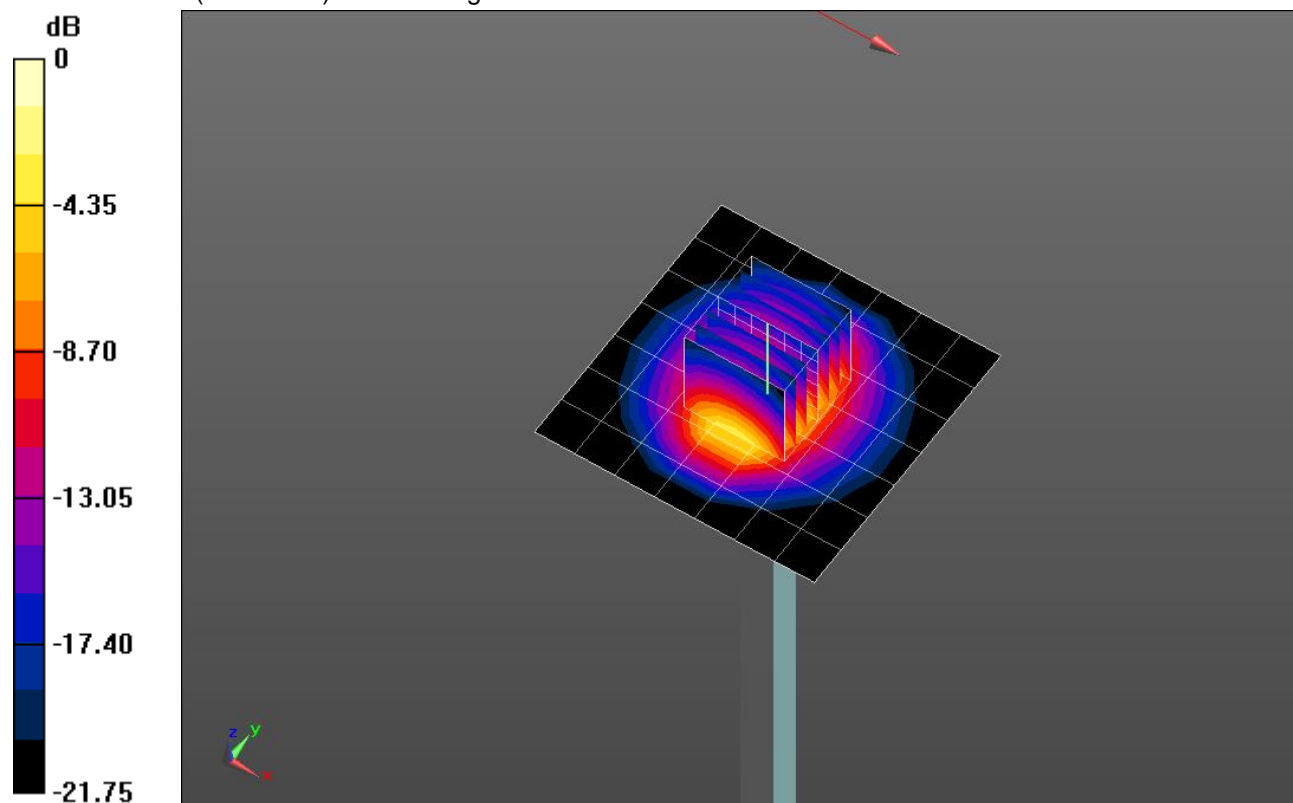
Body/Pin=100 mW/Zoom Scan (7x7x7)/Cube 0: Measurement grid: dx=5mm, dy=5mm, dz=5mm

Reference Value = 61.28 V/m; Power Drift = -0.00 dB

Peak SAR (extrapolated) = 10.7 W/kg

SAR(1 g) = 5.23 W/kg; SAR(10 g) = 2.43 W/kg

Maximum value of SAR (measured) = 7.44 W/kg



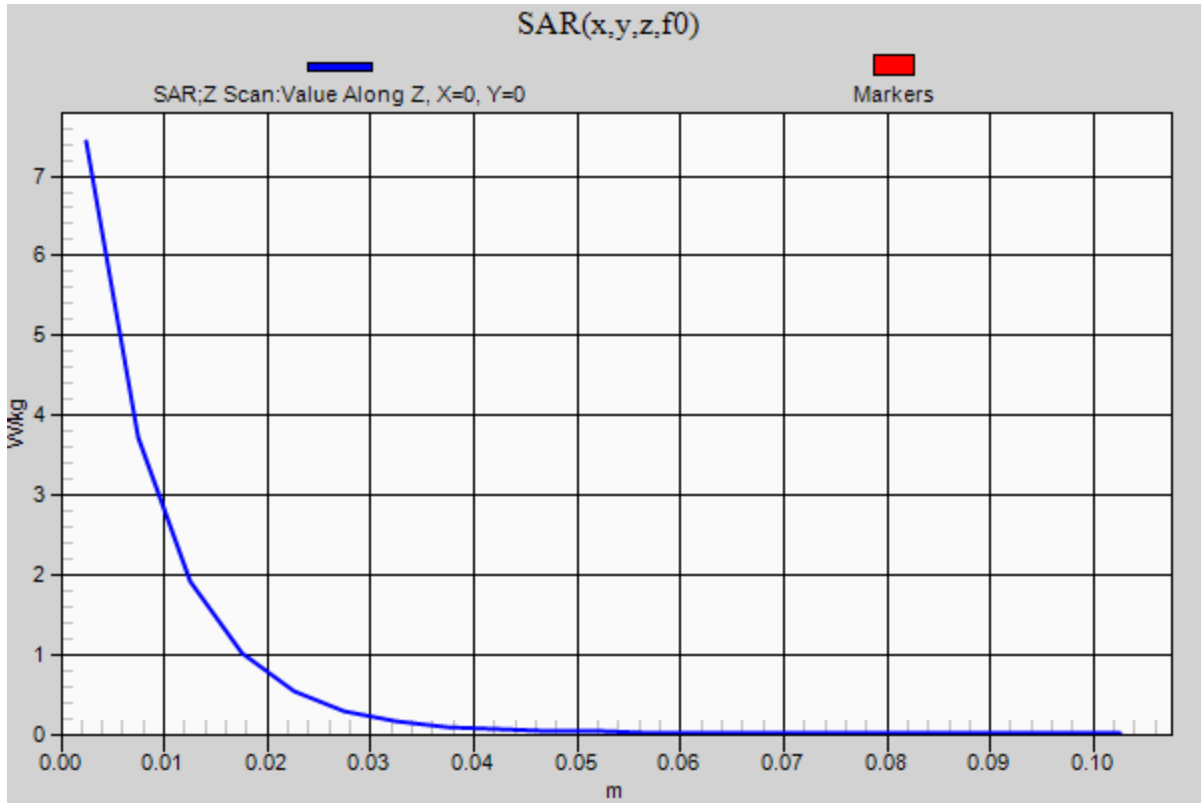
0 dB = 7.44 W/kg = 8.72 dBW/kg

20190122_SystemPerformanceCheck-D2450V2 SN 706

Frequency: 2450 MHz; Duty Cycle: 1:1

Body/Pin=100 mW/Z Scan (1x1x21): Measurement grid: dx=20mm, dy=20mm, dz=5mm

Maximum value of SAR (measured) = 7.43 W/kg



20181114_SystemPerformanceCheck-D5GHzV2 SN 1003

Frequency: 5250 MHz; Duty Cycle: 1:1; Room Ambient Temperature: 24.0°C; Liquid Temperature: 23.0°C
 Medium parameters used: $f = 5250 \text{ MHz}$; $\sigma = 5.339 \text{ S/m}$; $\epsilon_r = 49.214$; $\rho = 1000 \text{ kg/m}^3$

DASY5 Configuration:

- Area Scan Setting: Find Secondary Maximum Within: 2.0 dB and with a peak SAR value greater than 0.0012W/kg
- Electronics: DAE4 Sn1239; Calibrated: 7/11/2018
- Probe: EX3DV4 - SN7482; ConvF(4.59, 4.59, 4.59); Calibrated: 7/23/2018, ConvF(4.59, 4.59, 4.59); Calibrated: 7/23/2018;
- Sensor-Surface: 1.4mm (Mechanical Surface Detection)
- Phantom: ELI V5.0 Slot 6/7; Type: QD OVA 002 AA; Serial: 1247

Body/5.25 GHz, Pin=100mW/Area Scan (7x7x1): Measurement grid: dx=10mm, dy=10mm

Maximum value of SAR (measured) = 18.7 W/kg

Body/5.25 GHz, Pin=100mW/Zoom Scan (8x8x7)/Cube 0: Measurement grid: dx=4mm, dy=4mm,


dz=1.4mm

Reference Value = 53.64 V/m; Power Drift = -0.08 dB

Peak SAR (extrapolated) = 31.3 W/kg

SAR(1 g) = 7.69 W/kg; SAR(10 g) = 2.15 W/kg

Maximum value of SAR (measured) = 17.9 W/kg

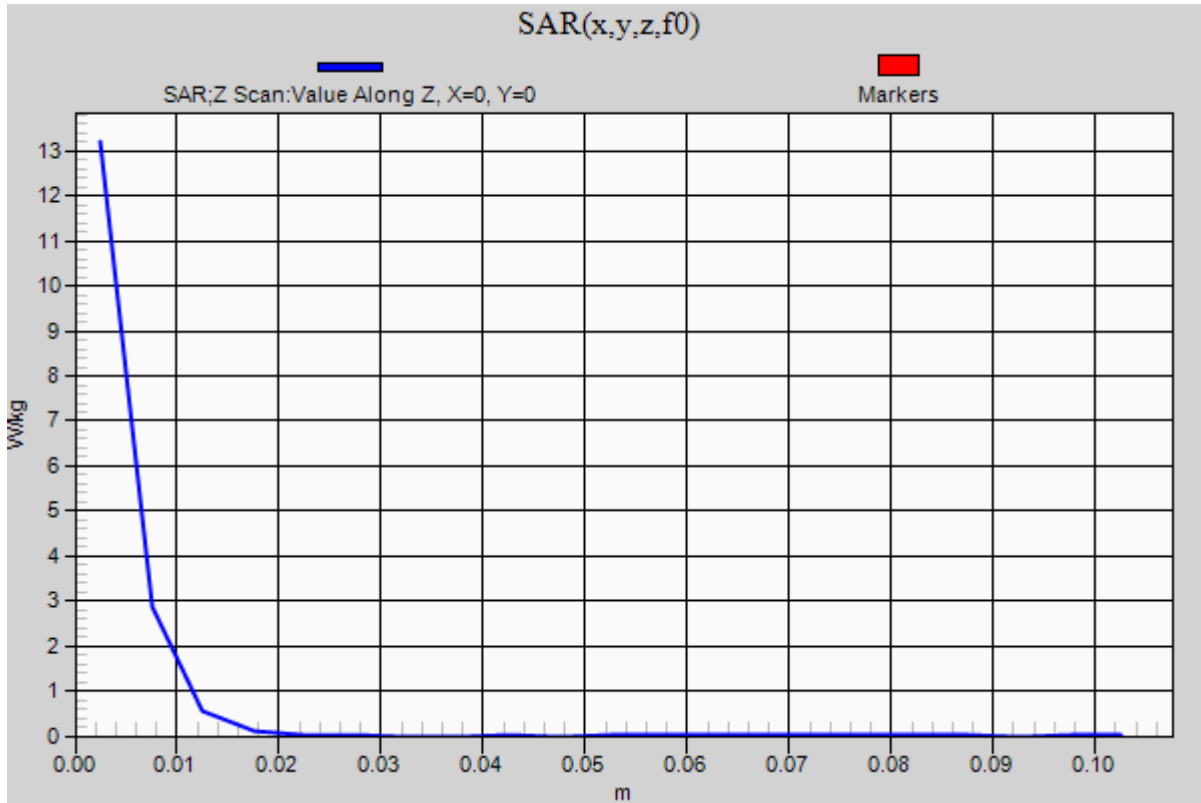


0 dB = 17.9 W/kg = 12.53 dBW/kg

20181114_SystemPerformanceCheck-D5GHzV2 SN 1003

Frequency: 5250 MHz; Duty Cycle: 1:1

Body/5.25 GHz, Pin=100mW/Z Scan (1x1x21): Measurement grid: dx=20mm, dy=20mm, dz=5mm
Maximum value of SAR (measured) = 13.2 W/kg



20181119_SystemPerformanceCheck-D5GHzV2 SN 1003

Frequency: 5600 MHz; Duty Cycle: 1:1; Room Ambient Temperature: 24.0°C; Liquid Temperature: 23.0°C

Medium parameters used: $f = 5600$ MHz; $\sigma = 5.998$ S/m; $\epsilon_r = 46.565$; $\rho = 1000$ kg/m³

DASY5 Configuration:

- Area Scan Setting: Find Secondary Maximum Within: 2.0 dB and with a peak SAR value greater than 0.0012W/kg
- Electronics: DAE4 Sn1239; Calibrated: 7/11/2018
- Probe: EX3DV4 - SN7482; ConvF(4.05, 4.05, 4.05); Calibrated: 7/23/2018, ConvF(4.05, 4.05, 4.05); Calibrated: 7/23/2018;
- Sensor-Surface: 1.4mm (Mechanical Surface Detection)
- Phantom: ELI V5.0 Slot 6/7; Type: QD OVA 002 AA; Serial: 1247

Body/5.6 GHz, Pin=100mW/Area Scan (7x7x1): Measurement grid: dx=10mm, dy=10mm

Maximum value of SAR (measured) = 19.8 W/kg

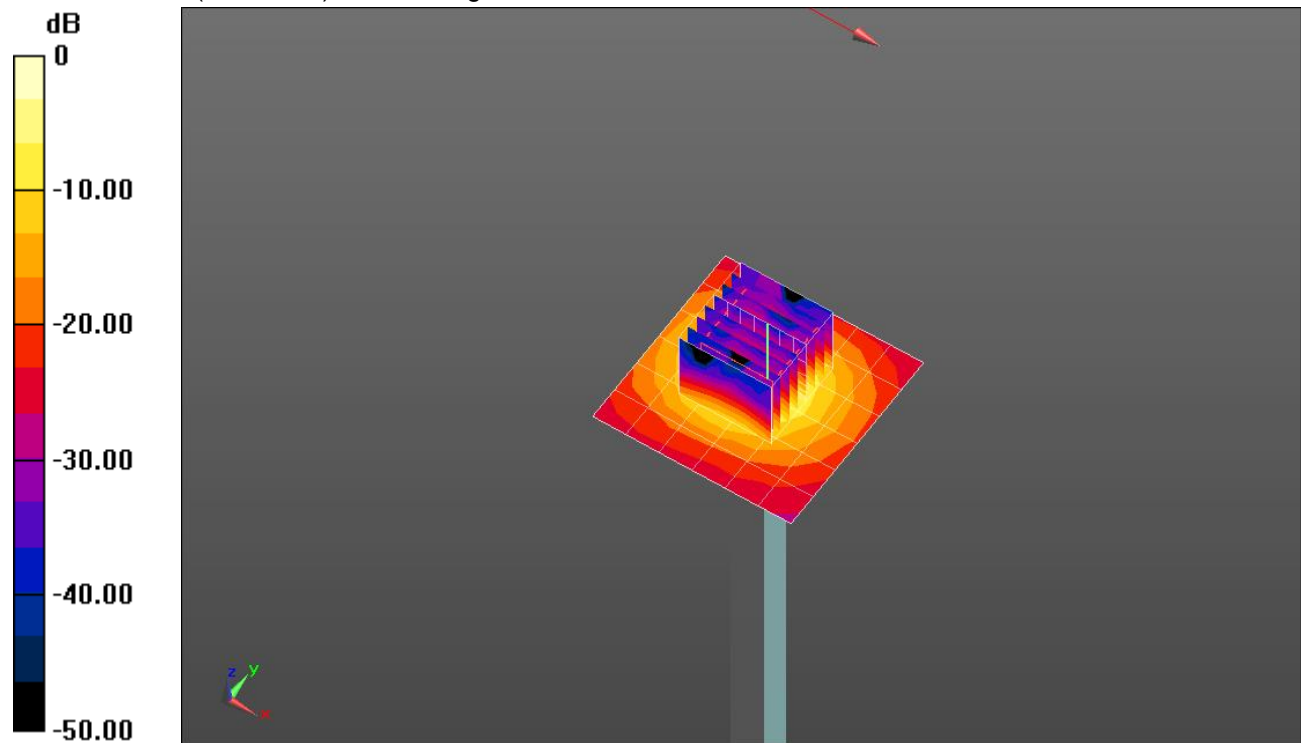
Body/5.6 GHz, Pin=100mW/Zoom Scan (8x8x7)/Cube 0: Measurement grid: dx=4mm, dy=4mm, dz=1.4mm

Reference Value = 51.18 V/m; Power Drift = 0.03 dB

Peak SAR (extrapolated) = 38.5 W/kg

SAR(1 g) = 8.22 W/kg; SAR(10 g) = 2.23 W/kg

Maximum value of SAR (measured) = 22.7 W/kg

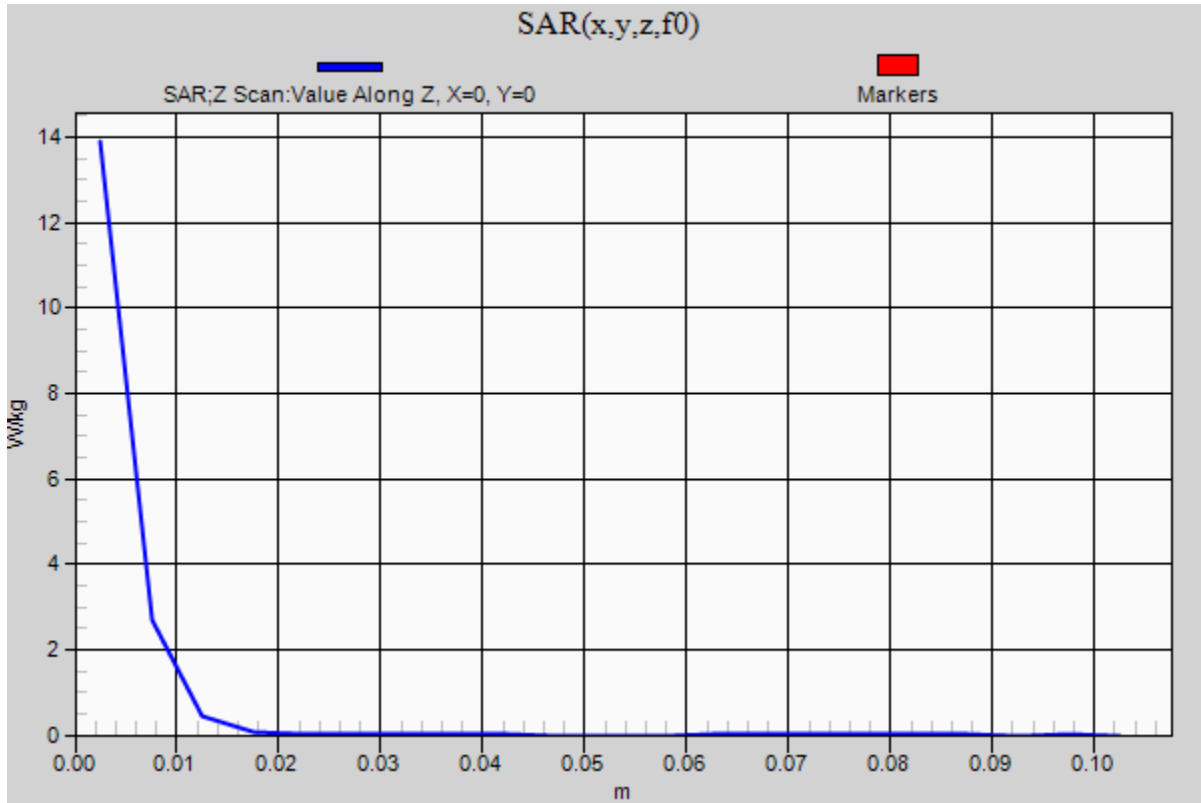


0 dB = 22.7 W/kg = 13.56 dBW/kg

20181119_SystemPerformanceCheck-D5GHzV2 SN 1003

Frequency: 5600 MHz; Duty Cycle: 1:1

Body/5.6 GHz, Pin=100mW/Z Scan (1x1x21): Measurement grid: dx=20mm, dy=20mm, dz=5mm
Maximum value of SAR (measured) = 13.9 W/kg



20181128_SystemPerformanceCheck-D2450V2 SN 899

Frequency: 2450 MHz; Duty Cycle: 1:1; Room Ambient Temperature: 24.0°C; Liquid Temperature: 23.0°C
Medium parameters used: $f = 2450$ MHz; $\sigma = 2.016$ S/m; $\epsilon_r = 51.157$; $\rho = 1000$ kg/m³

DASY5 Configuration:

- Area Scan Setting: Find Secondary Maximum Within: 2.0 dB and with a peak SAR value greater than 0.0012W/kg
- Electronics: DAE4 Sn1239; Calibrated: 7/11/2018
- Probe: EX3DV4 - SN7482; ConvF(7.34, 7.34, 7.34); Calibrated: 7/23/2018, ConvF(7.34, 7.34, 7.34); Calibrated: 7/23/2018;
- Sensor-Surface: 2.5mm (Mechanical Surface Detection)
- Phantom: ELI V5.0 Slot 6/7; Type: QD OVA 002 AA; Serial: 1247

Body/Pin=100 mW/Area Scan (8x8x1): Measurement grid: dx=12mm, dy=12mm

Maximum value of SAR (measured) = 6.76 W/kg

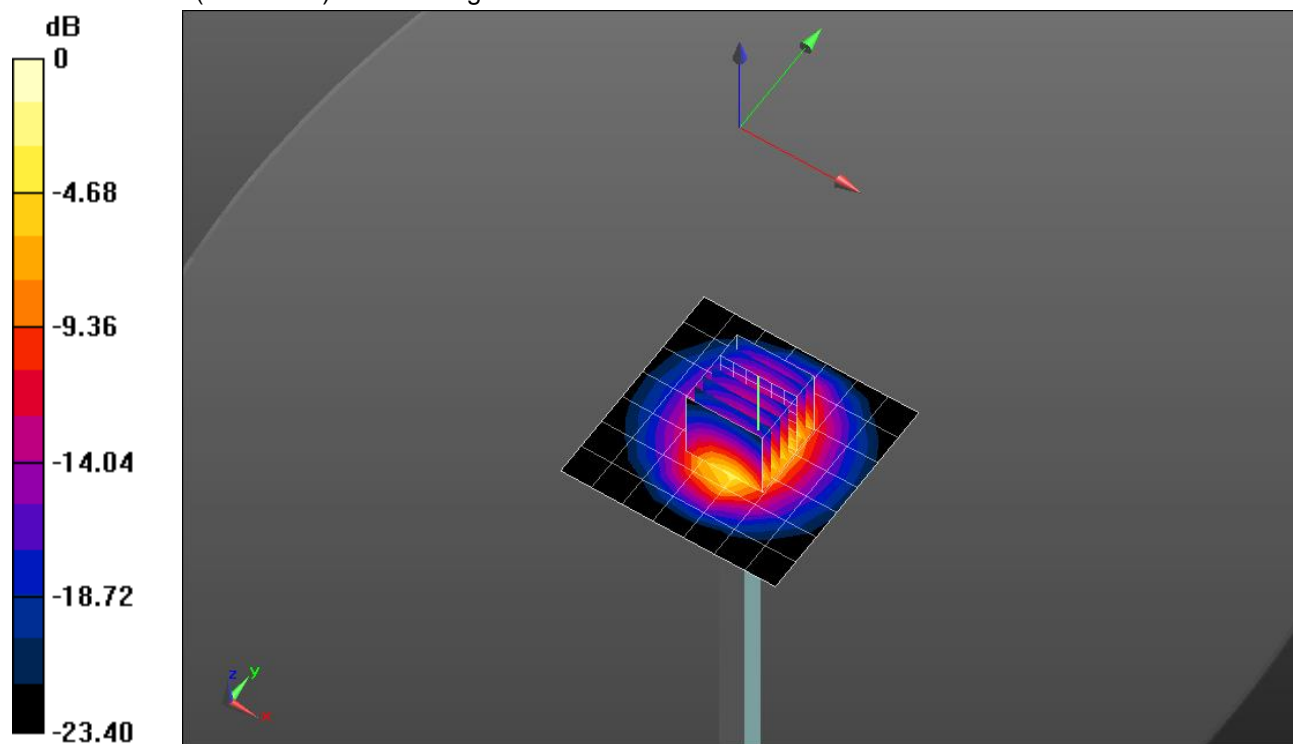
Body/Pin=100 mW/Zoom Scan (7x7x7)/Cube 0: Measurement grid: dx=5mm, dy=5mm, dz=5mm

Reference Value = 54.63 V/m; Power Drift = -0.19 dB

Peak SAR (extrapolated) = 11.3 W/kg

SAR(1 g) = 5.43 W/kg; SAR(10 g) = 2.48 W/kg

Maximum value of SAR (measured) = 7.59 W/kg

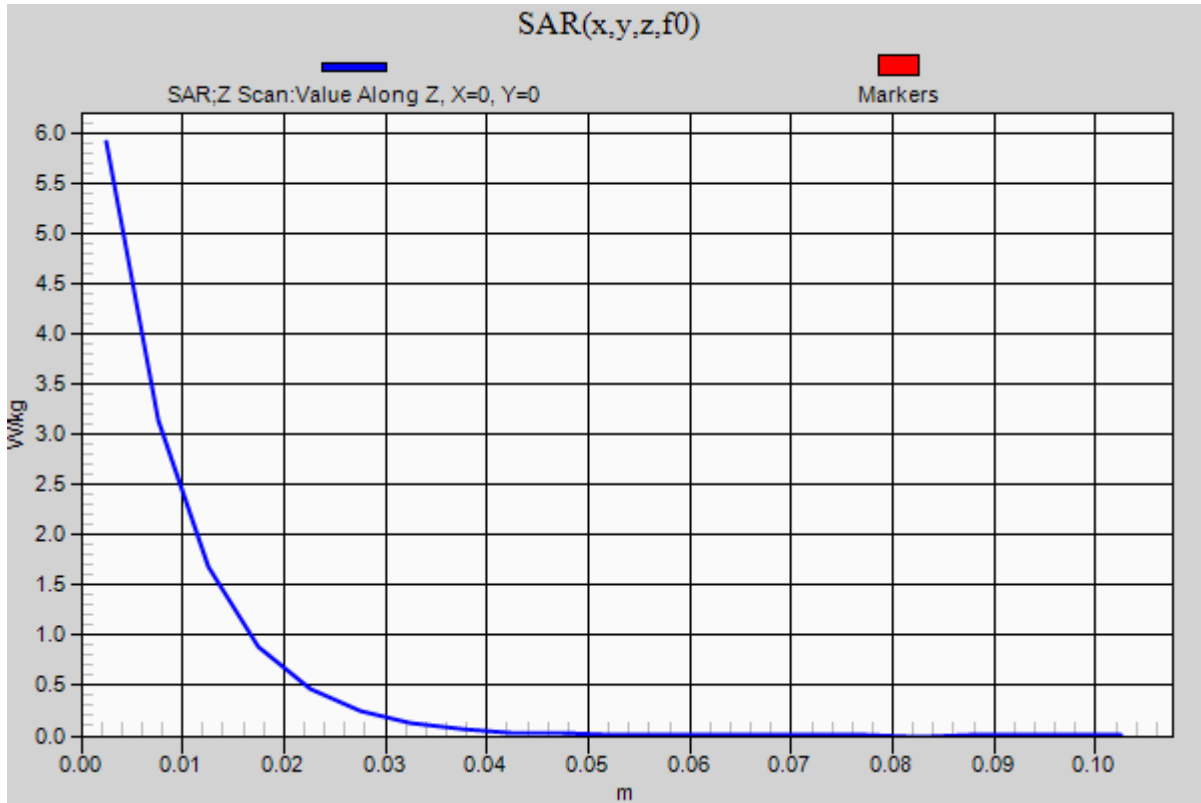


0 dB = 7.59 W/kg = 8.80 dBW/kg

20181128_SystemPerformanceCheck-D2450V2 SN 899

Frequency: 2450 MHz; Duty Cycle: 1:1

Body/Pin=100 mW/Z Scan (1x1x21): Measurement grid: dx=20mm, dy=20mm, dz=5mm
Maximum value of SAR (measured) = 5.91 W/kg



20181218_SystemPerformanceCheck-D2600V2 SN 1006

Frequency: 2600 MHz; Duty Cycle: 1:1; Room Ambient Temperature: 24.0°C; Liquid Temperature: 23.0°C

Medium parameters used: $f = 2600$ MHz; $\sigma = 2.157$ S/m; $\epsilon_r = 51.613$; $\rho = 1000$ kg/m³

DASY5 Configuration:

- Area Scan Setting: Find Secondary Maximum Within: 2.0 dB and with a peak SAR value greater than 0.0012W/kg
- Electronics: DAE4 Sn1239; Calibrated: 7/11/2018
- Probe: EX3DV4 - SN7482; ConvF(7.21, 7.21, 7.21); Calibrated: 7/23/2018, ConvF(7.21, 7.21, 7.21); Calibrated: 7/23/2018;
- Sensor-Surface: 2.5mm (Mechanical Surface Detection)
- Phantom: ELI V5.0 Slot 6/7; Type: QD OVA 002 AA; Serial: 1247

Body/Pin=100 mW/Area Scan (8x8x1): Measurement grid: dx=12mm, dy=12mm

Maximum value of SAR (measured) = 6.45 W/kg

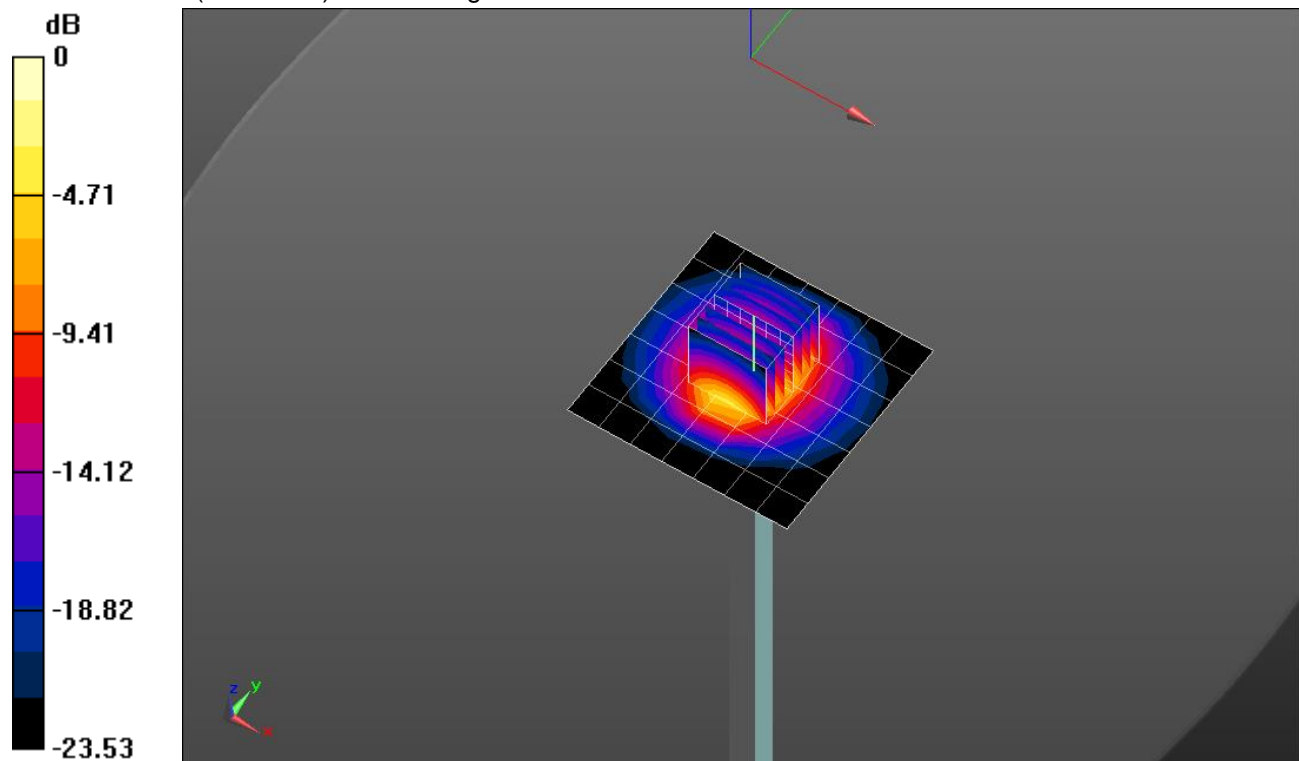
Body/Pin=100 mW/Zoom Scan (7x7x7)/Cube 0: Measurement grid: dx=5mm, dy=5mm, dz=5mm

Reference Value = 58.63 V/m; Power Drift = 0.10 dB

Peak SAR (extrapolated) = 11.6 W/kg

SAR(1 g) = 5.42 W/kg; SAR(10 g) = 2.41 W/kg

Maximum value of SAR (measured) = 7.88 W/kg

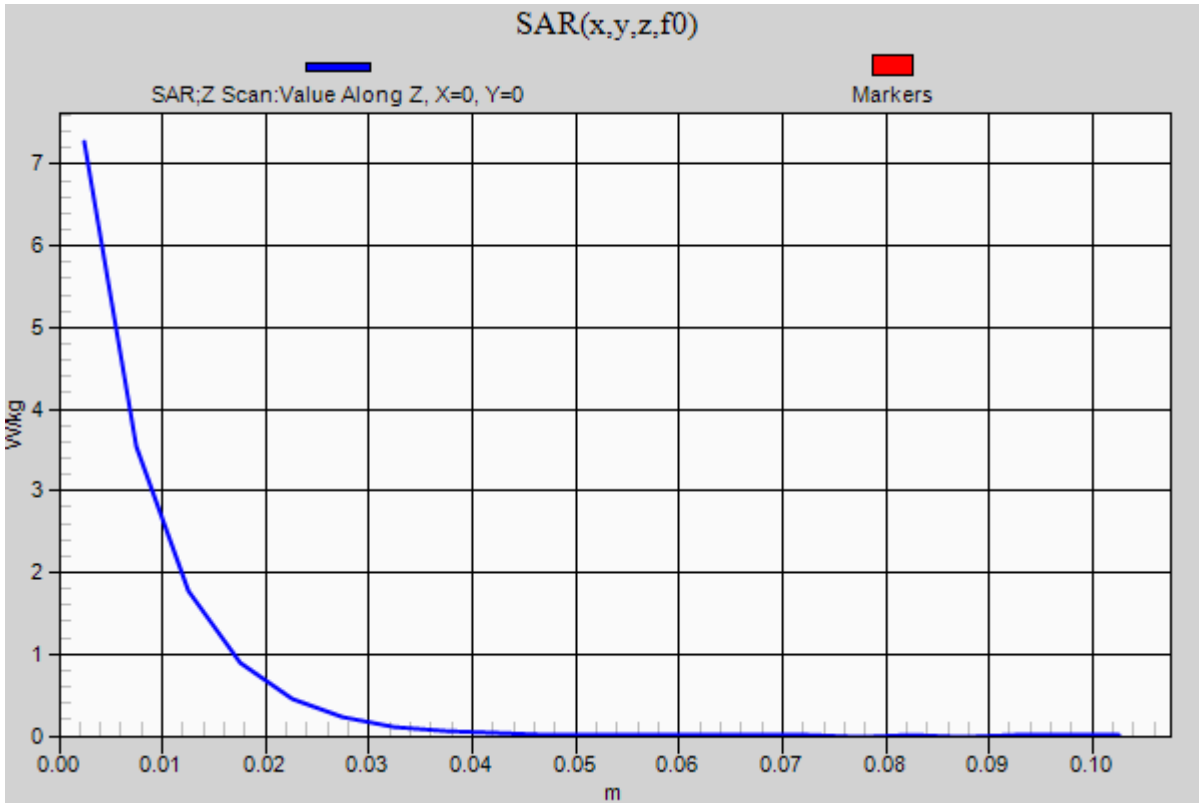


0 dB = 7.88 W/kg = 8.97 dBW/kg

20181218_SystemPerformanceCheck-D2600V2 SN 1006

Frequency: 2600 MHz; Duty Cycle: 1:1

Body/Pin=100 mW/Z Scan (1x1x21): Measurement grid: dx=20mm, dy=20mm, dz=5mm
Maximum value of SAR (measured) = 7.27 W/kg



20181221_SystemPerformanceCheck-D1750V2 SN 1050

Frequency: 1750 MHz; Duty Cycle: 1:1; Room Ambient Temperature: 24.0°C; Liquid Temperature: 23.0°C
Medium parameters used: $f = 1750$ MHz; $\sigma = 1.368$ S/m; $\epsilon_r = 40.033$; $\rho = 1000$ kg/m³

DASY5 Configuration:

- Area Scan Setting: Find Secondary Maximum Within: 2.0 dB and with a peak SAR value greater than 0.0012W/kg
- Electronics: DAE4 Sn1239; Calibrated: 7/11/2018
- Probe: EX3DV4 - SN7482; ConvF(8.14, 8.14, 8.14); Calibrated: 7/23/2018, ConvF(8.14, 8.14, 8.14); Calibrated: 7/23/2018;
- Sensor-Surface: 2.5mm (Mechanical Surface Detection)
- Phantom: Twin-SAM V5.0 (30deg probe tilt); Type: QD 000 P40 CD; Serial: 1831

Head/Pin=100 mW/Area Scan (7x7x1): Measurement grid: dx=15mm, dy=15mm

Maximum value of SAR (measured) = 5.16 W/kg

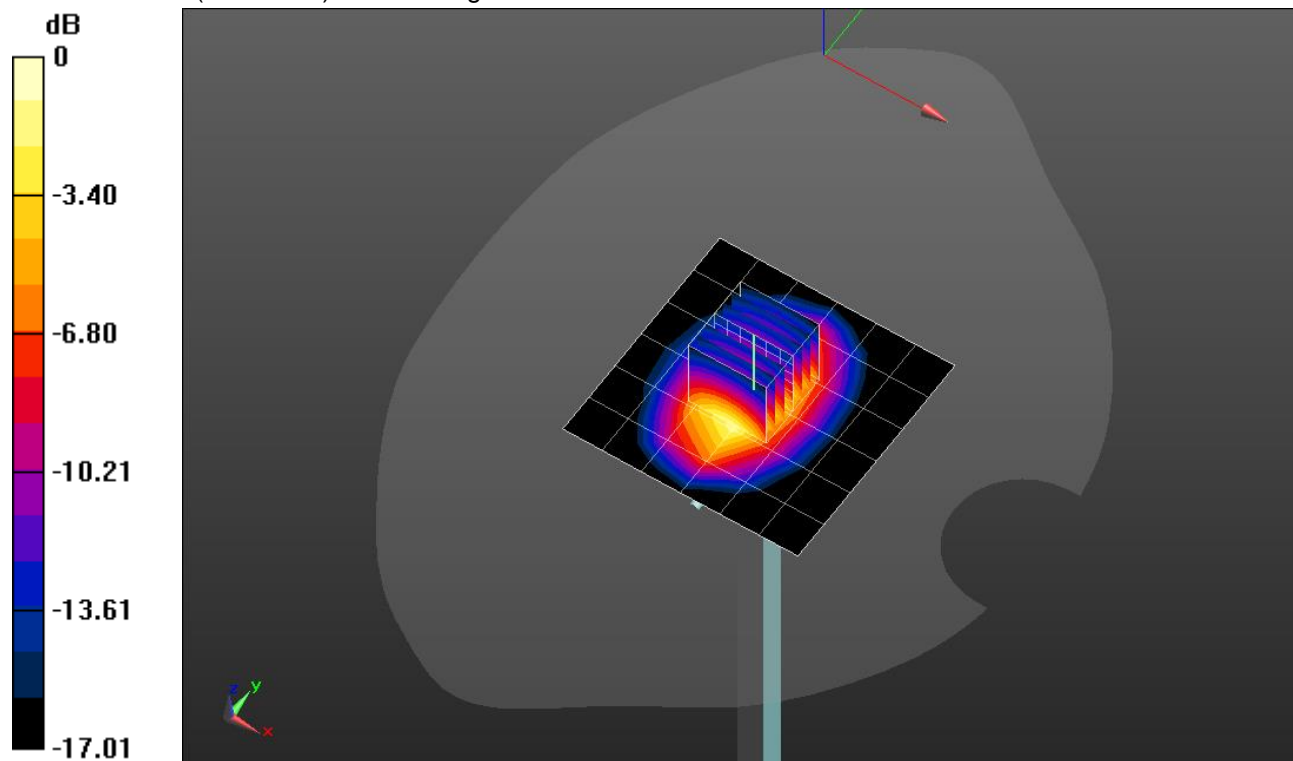
Head/Pin=100 mW/Zoom Scan (7x7x7)/Cube 0: Measurement grid: dx=5mm, dy=5mm, dz=5mm

Reference Value = 61.76 V/m; Power Drift = -0.01 dB

Peak SAR (extrapolated) = 7.35 W/kg

SAR(1 g) = 3.97 W/kg; SAR(10 g) = 2.09 W/kg

Maximum value of SAR (measured) = 5.38 W/kg

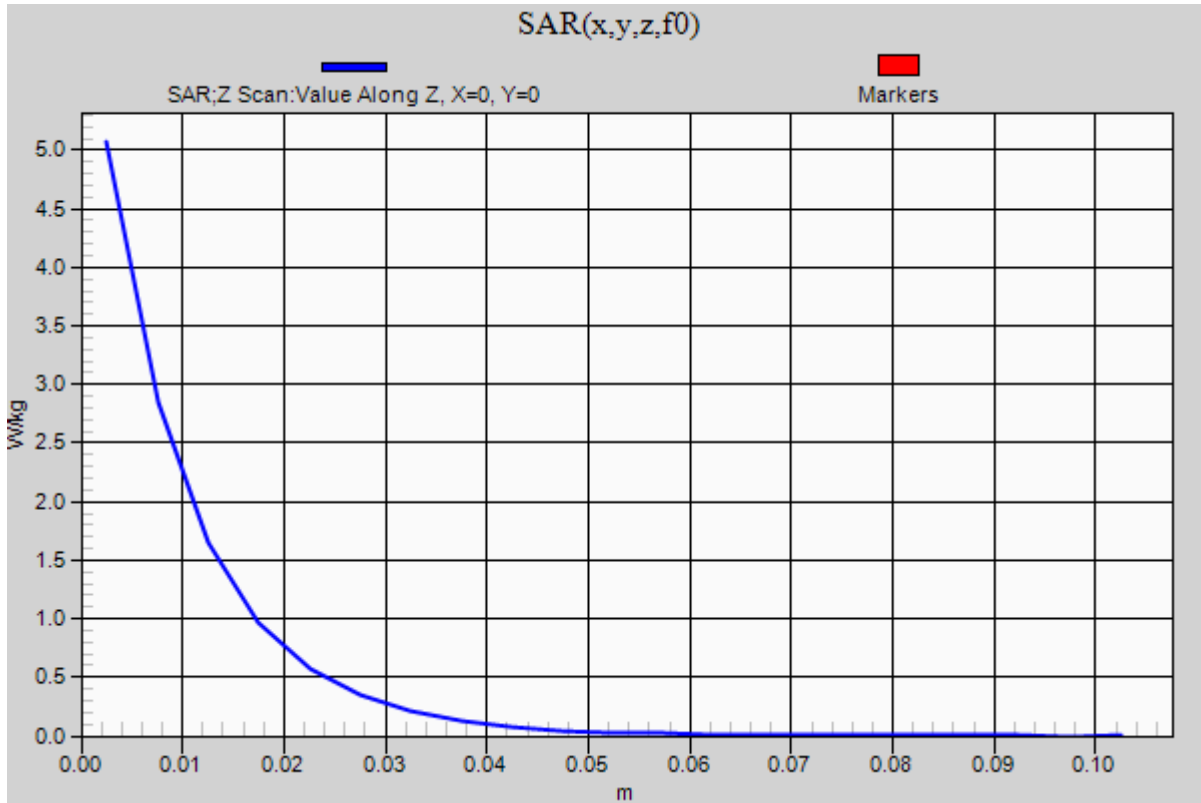


0 dB = 5.38 W/kg = 7.31 dBW/kg

20181221_SystemPerformanceCheck-D1750V2 SN 1050

Frequency: 1750 MHz; Duty Cycle: 1:1

Head/Pin=100 mW/Z Scan (1x1x21): Measurement grid: dx=20mm, dy=20mm, dz=5mm
Maximum value of SAR (measured) = 5.07 W/kg



20181226_SystemPerformanceCheck-D1900V2 SN 5d140

Frequency: 1900 MHz; Duty Cycle: 1:1; Room Ambient Temperature: 24.0°C; Liquid Temperature: 23.0°C

Medium parameters used: $f = 1900$ MHz; $\sigma = 1.577$ S/m; $\epsilon_r = 52.001$; $\rho = 1000$ kg/m³

DASY5 Configuration:

- Area Scan Setting: Find Secondary Maximum Within: 2.0 dB and with a peak SAR value greater than 0.0012W/kg
- Electronics: DAE4 Sn1239; Calibrated: 7/11/2018
- Probe: EX3DV4 - SN7482; ConvF(7.57, 7.57, 7.57); Calibrated: 7/23/2018, ConvF(7.57, 7.57, 7.57); Calibrated: 7/23/2018;
- Sensor-Surface: 2.5mm (Mechanical Surface Detection)
- Phantom: ELI V5.0 Slot 6/7; Type: QD OVA 002 AA; Serial: 1247

Body/Pin=100 mW/Area Scan (7x7x1): Measurement grid: dx=15mm, dy=15mm

Maximum value of SAR (measured) = 5.63 W/kg

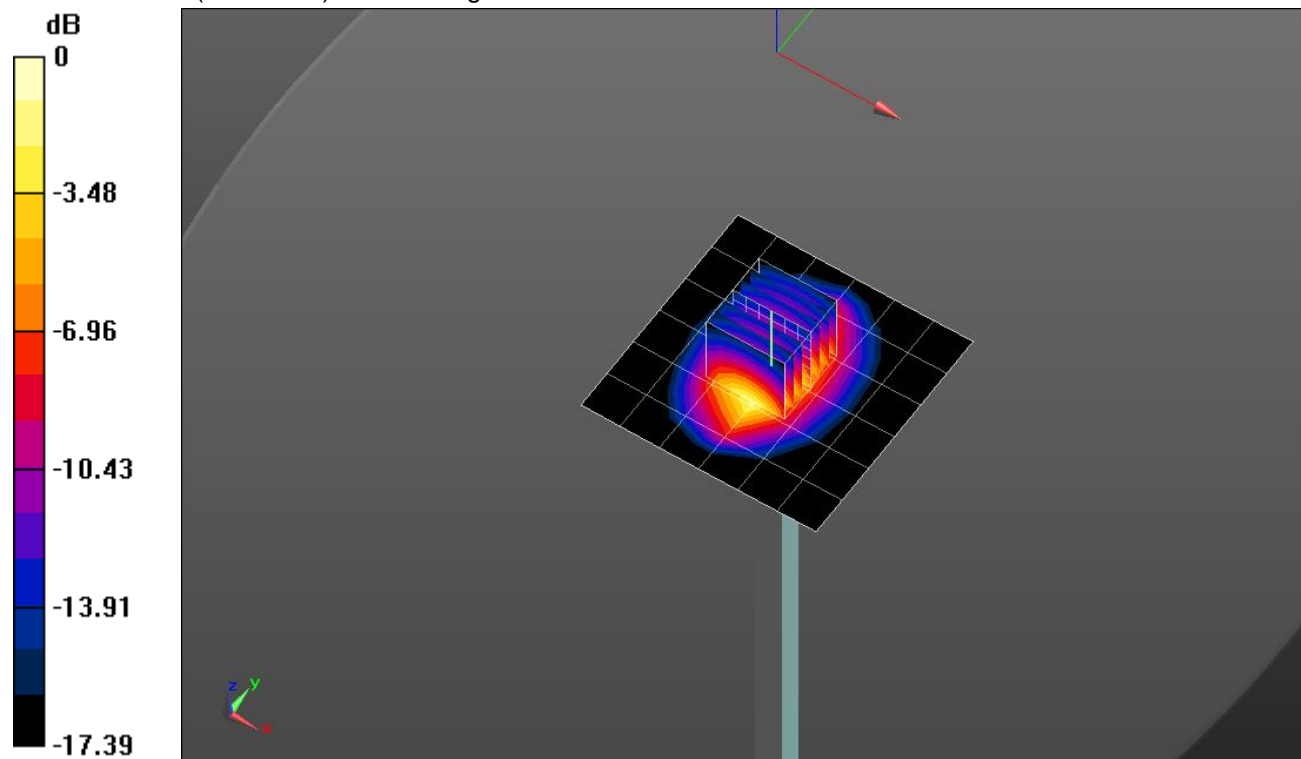
Body/Pin=100 mW/Zoom Scan (7x7x7)/Cube 0: Measurement grid: dx=5mm, dy=5mm, dz=5mm

Reference Value = 60.41 V/m; Power Drift = 0.07 dB

Peak SAR (extrapolated) = 7.97 W/kg

SAR(1 g) = 4.32 W/kg; SAR(10 g) = 2.24 W/kg

Maximum value of SAR (measured) = 5.86 W/kg

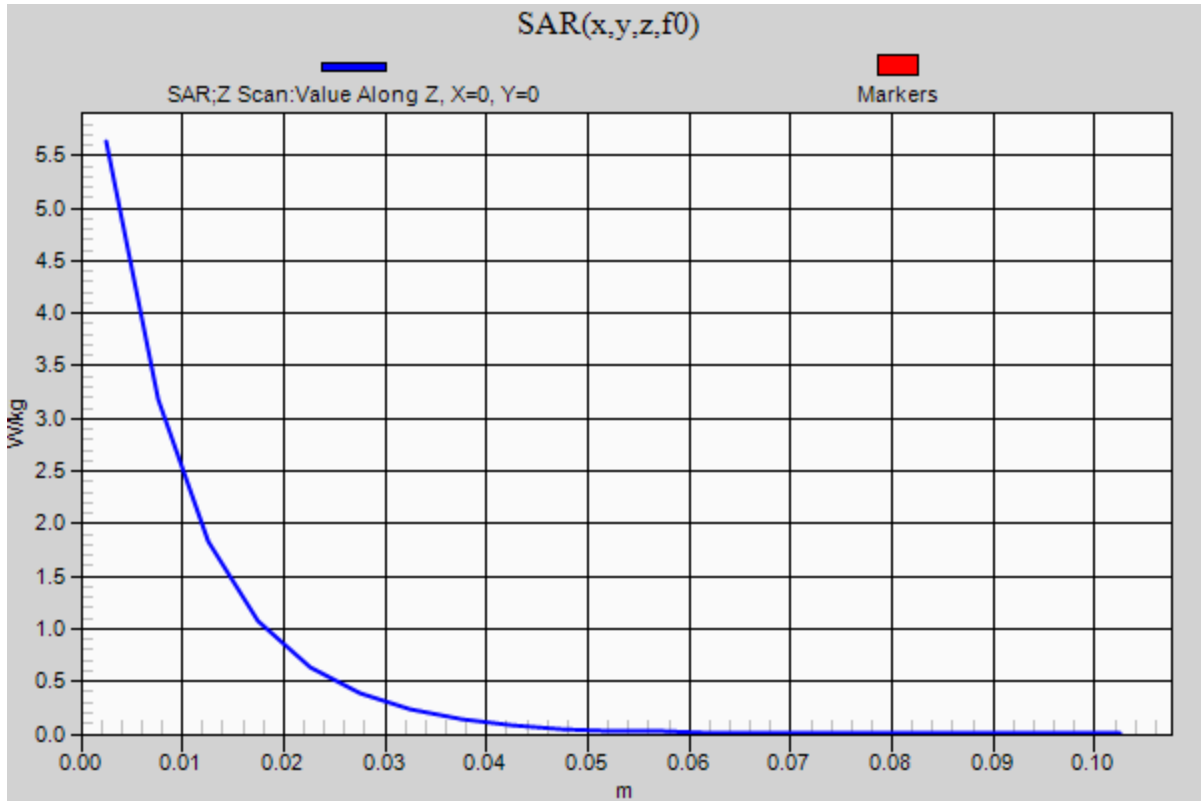


0 dB = 5.86 W/kg = 7.68 dBW/kg

20181226_SystemPerformanceCheck-D1900V2 SN 5d140

Frequency: 1900 MHz; Duty Cycle: 1:1

Body/Pin=100 mW/Z Scan (1x1x21): Measurement grid: dx=20mm, dy=20mm, dz=5mm
Maximum value of SAR (measured) = 5.63 W/kg



20190108_SystemPerformanceCheck-D5GHzV2 SN 1138

Frequency: 5200 MHz; Duty Cycle: 1:1; Room Ambient Temperature: 24.0°C; Liquid Temperature: 23.0°C
 Medium parameters used: $f = 5200 \text{ MHz}$; $\sigma = 5.224 \text{ S/m}$; $\epsilon_r = 47.823$; $\rho = 1000 \text{ kg/m}^3$

DASY5 Configuration:

- Area Scan Setting: Find Secondary Maximum Within: 2.0 dB and with a peak SAR value greater than 0.0012W/kg
- Electronics: DAE4 Sn1239; Calibrated: 7/11/2018
- Probe: EX3DV4 - SN7482; ConvF(4.59, 4.59, 4.59); Calibrated: 7/23/2018, ConvF(4.59, 4.59, 4.59); Calibrated: 7/23/2018;
- Sensor-Surface: 1.4mm (Mechanical Surface Detection)
- Phantom: ELI V5.0 Slot 6/7; Type: QD OVA 002 AA; Serial: 1247

Body/5.2 GHz, Pin=100mW/Area Scan (7x7x1): Measurement grid: dx=10mm, dy=10mm

Maximum value of SAR (measured) = 20.2 W/kg

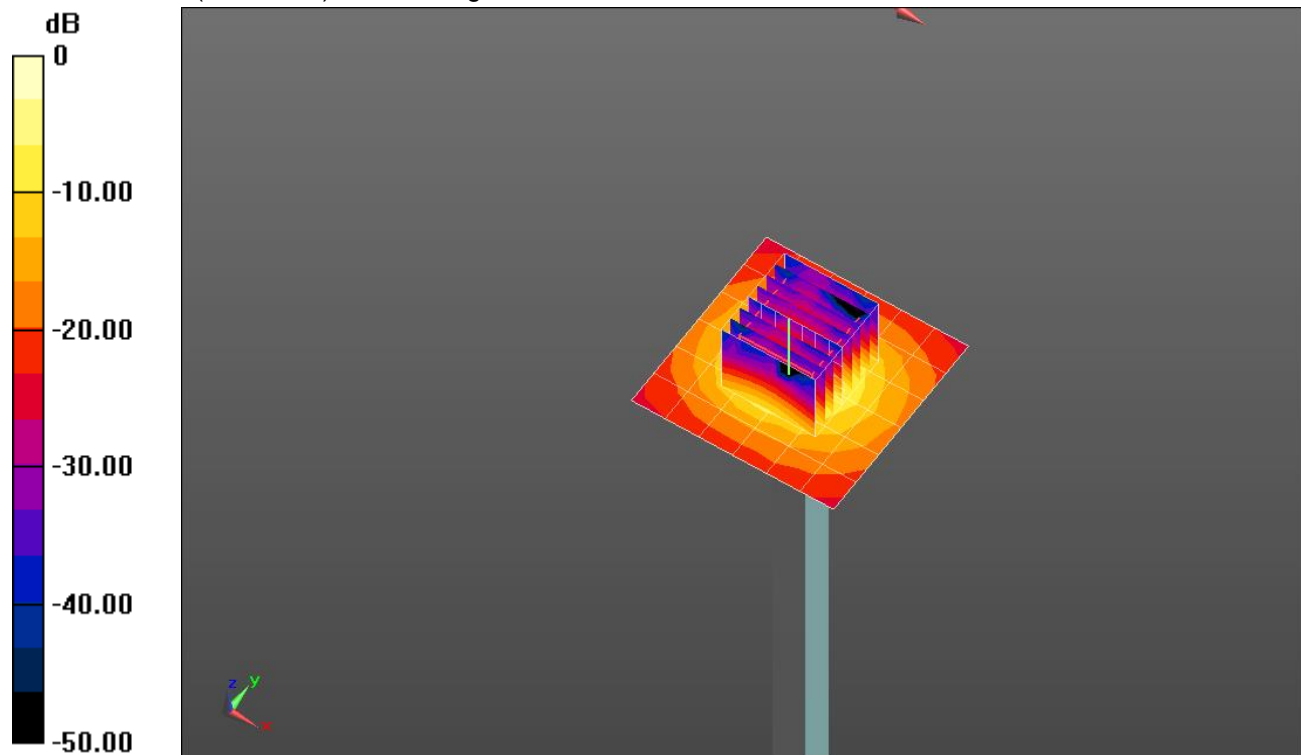
Body/5.2 GHz, Pin=100mW/Zoom Scan (8x8x7)/Cube 0: Measurement grid: dx=4mm, dy=4mm, dz=1.4mm

Reference Value = 56.90 V/m; Power Drift = -0.17 dB

Peak SAR (extrapolated) = 31.1 W/kg

SAR(1 g) = 7.81 W/kg; SAR(10 g) = 2.2 W/kg

Maximum value of SAR (measured) = 18.1 W/kg

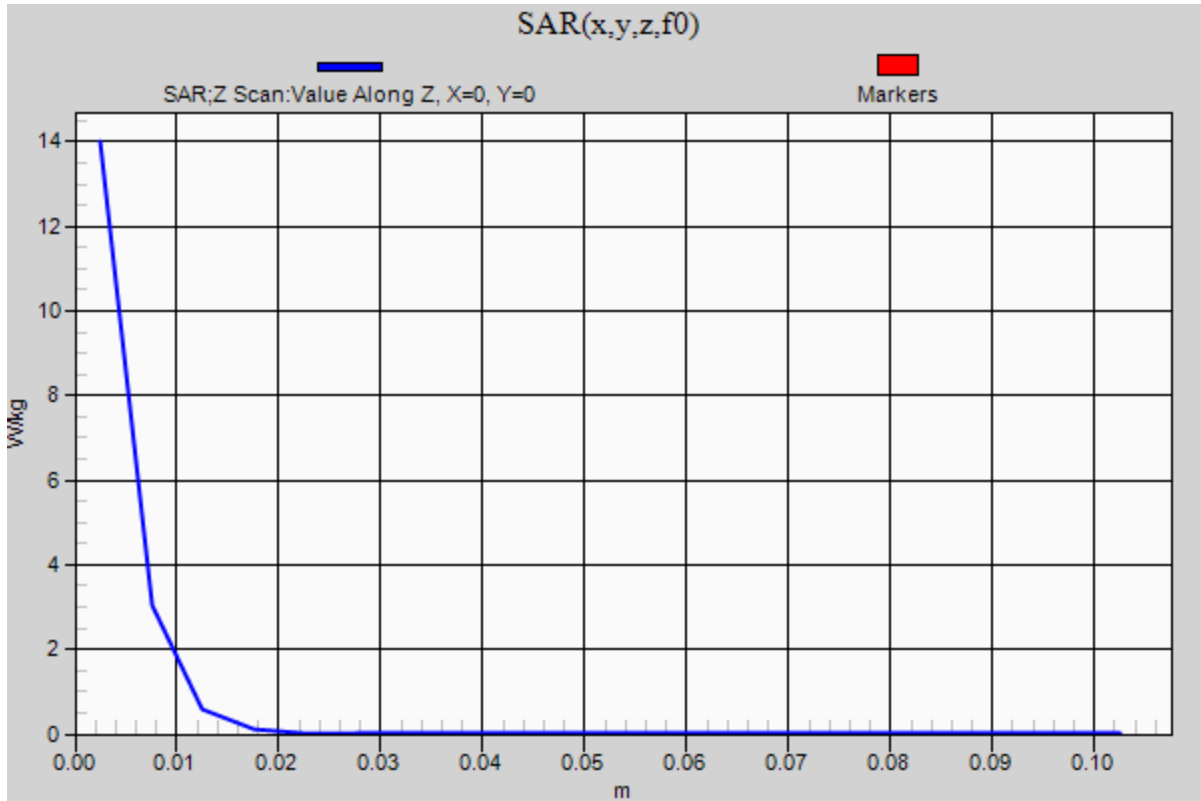


0 dB = 18.1 W/kg = 12.58 dBW/kg

20190108_SystemPerformanceCheck-D5GHzV2 SN 1138

Frequency: 5200 MHz; Duty Cycle: 1:1

Body/5.2 GHz, Pin=100mW/Z Scan (1x1x21): Measurement grid: dx=20mm, dy=20mm, dz=5mm
Maximum value of SAR (measured) = 14.0 W/kg



20190108_SystemPerformanceCheck-D5GHzV2 SN 1138

Frequency: 5600 MHz; Duty Cycle: 1:1; Room Ambient Temperature: 24.0°C; Liquid Temperature: 23.0°C

Medium parameters used: $f = 5600$ MHz; $\sigma = 5.812$ S/m; $\epsilon_r = 46.927$; $\rho = 1000$ kg/m³

DASY5 Configuration:

- Area Scan Setting: Find Secondary Maximum Within: 2.0 dB and with a peak SAR value greater than 0.0012W/kg
- Electronics: DAE4 Sn1239; Calibrated: 7/11/2018
- Probe: EX3DV4 - SN7482; ConvF(4.05, 4.05, 4.05); Calibrated: 7/23/2018, ConvF(4.05, 4.05, 4.05); Calibrated: 7/23/2018;
- Sensor-Surface: 1.4mm (Mechanical Surface Detection (Locations From Previous Scan Used)), Sensor-Surface: 1.4mm (Mechanical Surface Detection)
- Phantom: ELI V5.0 Slot 6/7; Type: QD OVA 002 AA; Serial: 1247

Body/5.6 GHz, Pin=100mW/Area Scan (7x7x1): Measurement grid: dx=10mm, dy=10mm

Maximum value of SAR (measured) = 21.5 W/kg


Body/5.6 GHz, Pin=100mW/Zoom Scan (8x8x7)/Cube 0: Measurement grid: dx=4mm, dy=4mm, dz=1.4mm

Reference Value = 53.70 V/m; Power Drift = -0.01 dB

Peak SAR (extrapolated) = 36.1 W/kg

SAR(1 g) = 8.06 W/kg; SAR(10 g) = 2.23 W/kg

Maximum value of SAR (measured) = 19.7 W/kg

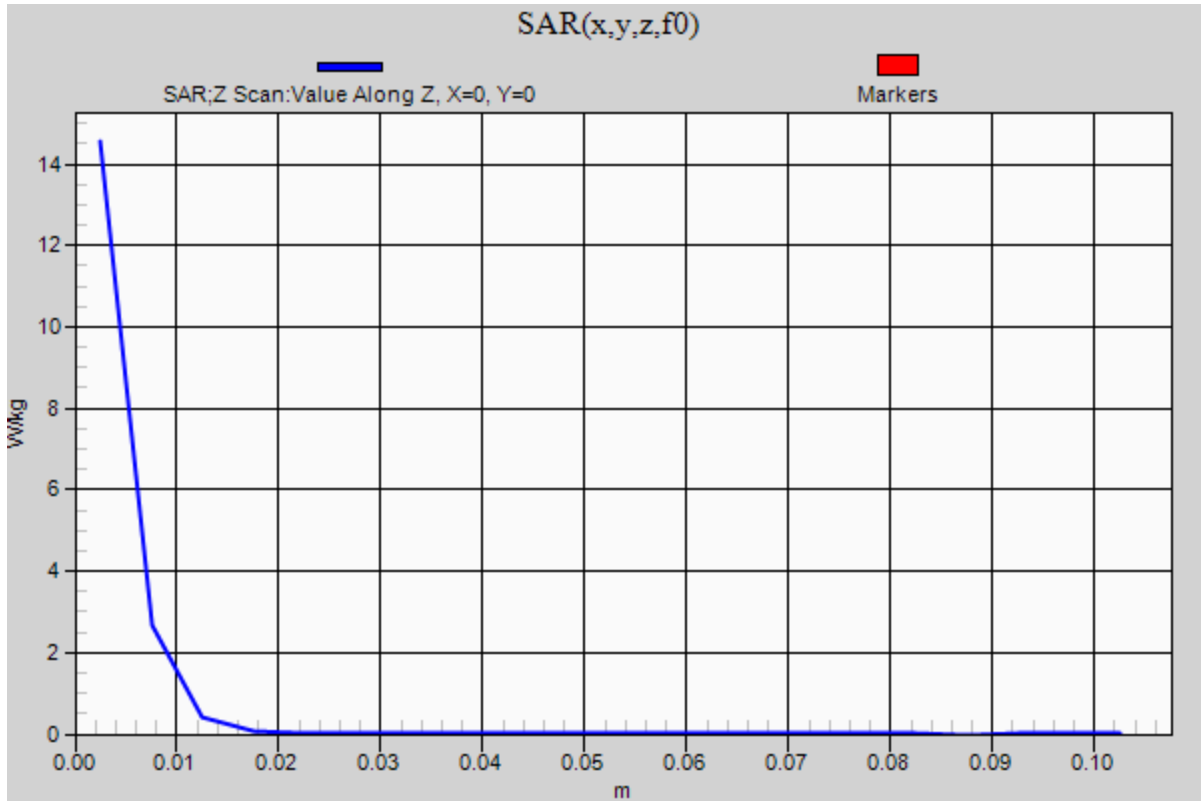


0 dB = 19.7 W/kg = 12.94 dBW/kg

20190108_SystemPerformanceCheck-D5GHzV2 SN 1138

Frequency: 5600 MHz; Duty Cycle: 1:1

Body/5.6 GHz, Pin=100mW/Z Scan (1x1x21): Measurement grid: dx=20mm, dy=20mm, dz=5mm
Maximum value of SAR (measured) = 14.6 W/kg



20190108_SystemPerformanceCheck-D5GHzV2 SN 1138

Frequency: 5800 MHz; Duty Cycle: 1:1; Room Ambient Temperature: 24.0°C; Liquid Temperature: 23.0°C

Medium parameters used: $f = 5800$ MHz; $\sigma = 6.078$ S/m; $\epsilon_r = 46.981$; $\rho = 1000$ kg/m³

DASY5 Configuration:

- Area Scan Setting: Find Secondary Maximum Within: 2.0 dB and with a peak SAR value greater than 0.0012W/kg
- Electronics: DAE4 Sn1239; Calibrated: 7/11/2018
- Probe: EX3DV4 - SN7482; ConvF(4.19, 4.19, 4.19); Calibrated: 7/23/2018, ConvF(4.19, 4.19, 4.19); Calibrated: 7/23/2018;
- Sensor-Surface: 1.4mm (Mechanical Surface Detection)
- Phantom: ELI V5.0 Slot 6/7; Type: QD OVA 002 AA; Serial: 1247

Body/5.8 GHz, Pin=100mW/Area Scan (7x7x1): Measurement grid: dx=10mm, dy=10mm

Maximum value of SAR (measured) = 21.6 W/kg

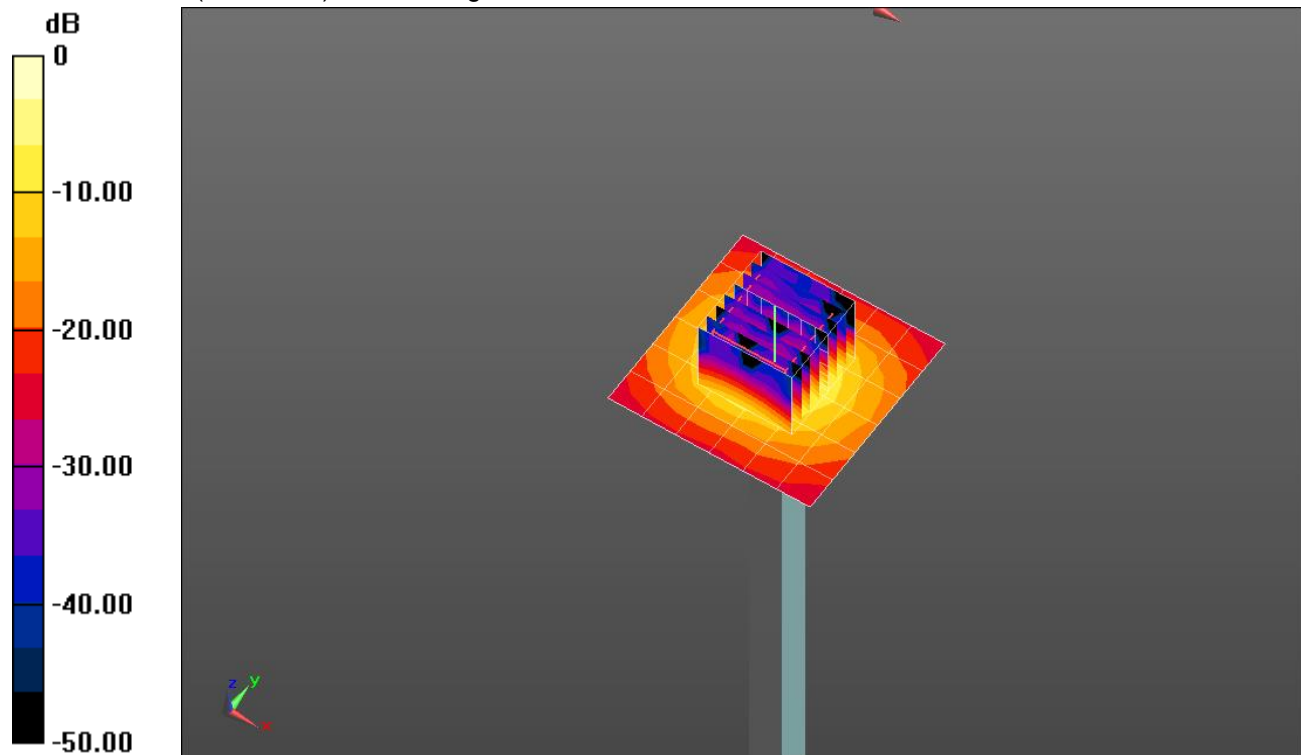
Body/5.8 GHz, Pin=100mW/Zoom Scan (8x8x7)/Cube 0: Measurement grid: dx=4mm, dy=4mm, dz=1.4mm

Reference Value = 52.49 V/m; Power Drift = -0.02 dB

Peak SAR (extrapolated) = 37.3 W/kg

SAR(1 g) = 7.94 W/kg; SAR(10 g) = 2.21 W/kg

Maximum value of SAR (measured) = 19.5 W/kg



0 dB = 19.5 W/kg = 12.90 dBW/kg

20190108_SystemPerformanceCheck-D5GHzV2 SN 1138

Frequency: 5800 MHz; Duty Cycle: 1:1

Body/5.8 GHz, Pin=100mW/Z Scan (1x1x21): Measurement grid: dx=20mm, dy=20mm, dz=5mm
Maximum value of SAR (measured) = 14.4 W/kg

