



# 11. SETUP PHOTOS





Z-AXIS FRONT PHOTO

**ANTENNA PORT CONDUCTED RF MEASUREMENT SETUP AND  
FREQUENCY STABILITY (GLASS)**




ANTENNA PORT CONDUCTED PHOTO




FREQUENCY STABILITY

**RADIATED MEASUREMENT SETUP (CERAMIC)**



ABOVE 1GHz FRONT PHOTO



ABOVE 1GHz BACK PHOTO

**END OF REPORT**