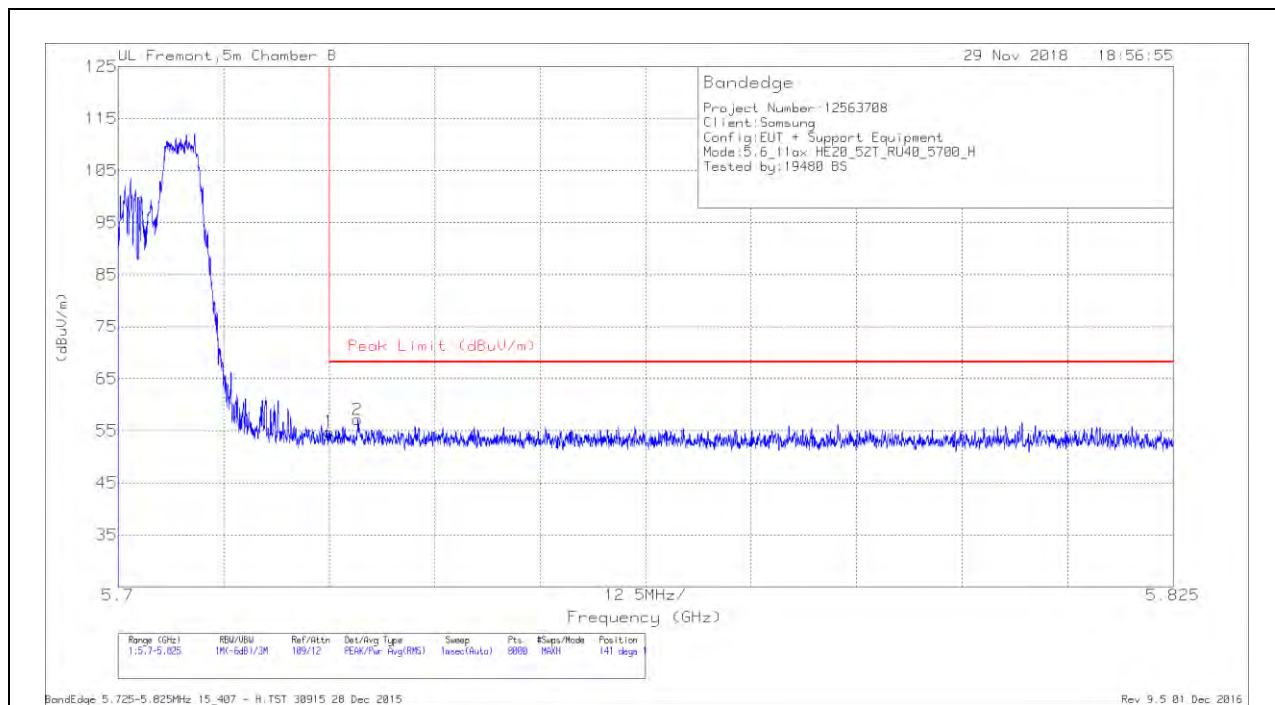


2TX Antenna 1 + Antenna 2 OFDMA MODE – 52-Tones, RU Index 40

BANDEDGE (HIGH CHANNEL)

HORIZONTAL RESULT

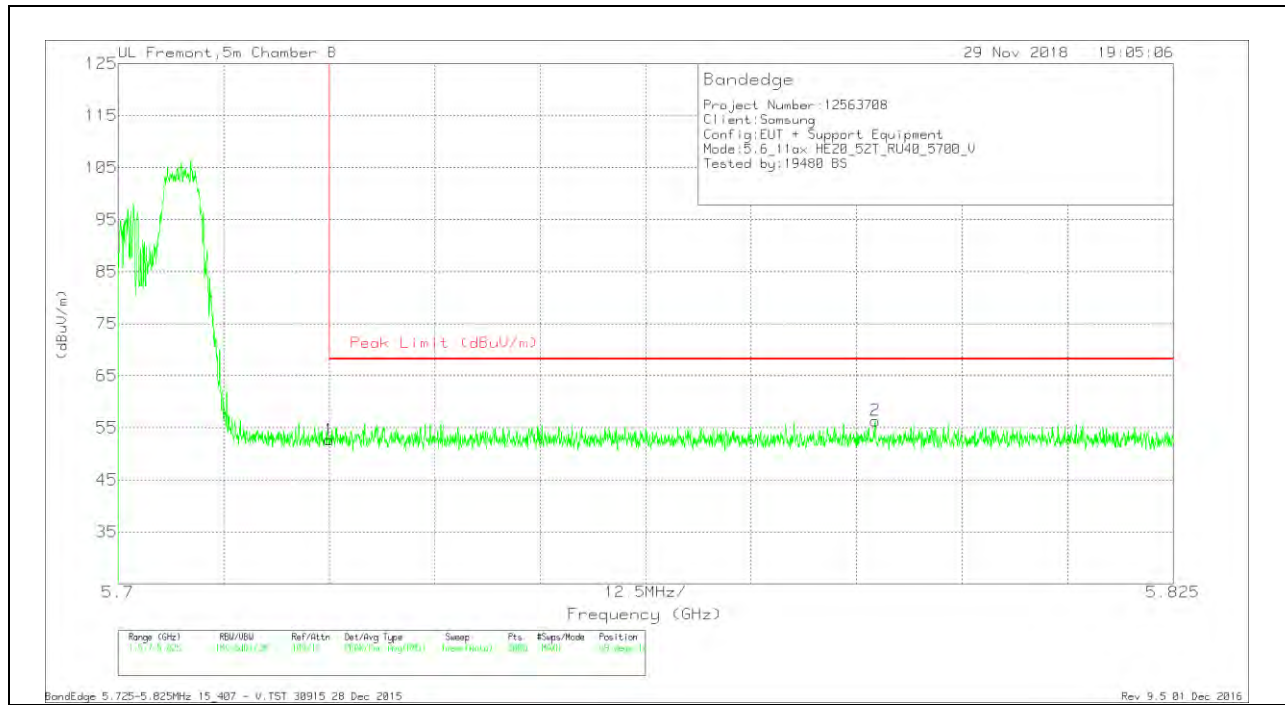


Trace Markers

Marker	Frequency (GHz)	Meter Reading (dBuV)	Det	AF T863 (dB/m)	Amp/Cbl/Filtr/Pad (dB)	DC Corr (dB)	Corrected Reading (dBuV/m)	Peak Limit (dBuV/m)	PK Margin (dB)	Azimuth (Degs)	Height (cm)	Polarity
1	5.725	38.21	Pk	35.5	-18.9	0	54.81	68.2	-13.39	141	111	H
2	5.728	40.38	Pk	35.5	-18.7	0	57.18	68.2	-11.02	141	111	H

Pk - Peak detector

VERTICAL RESULT



Trace Markers

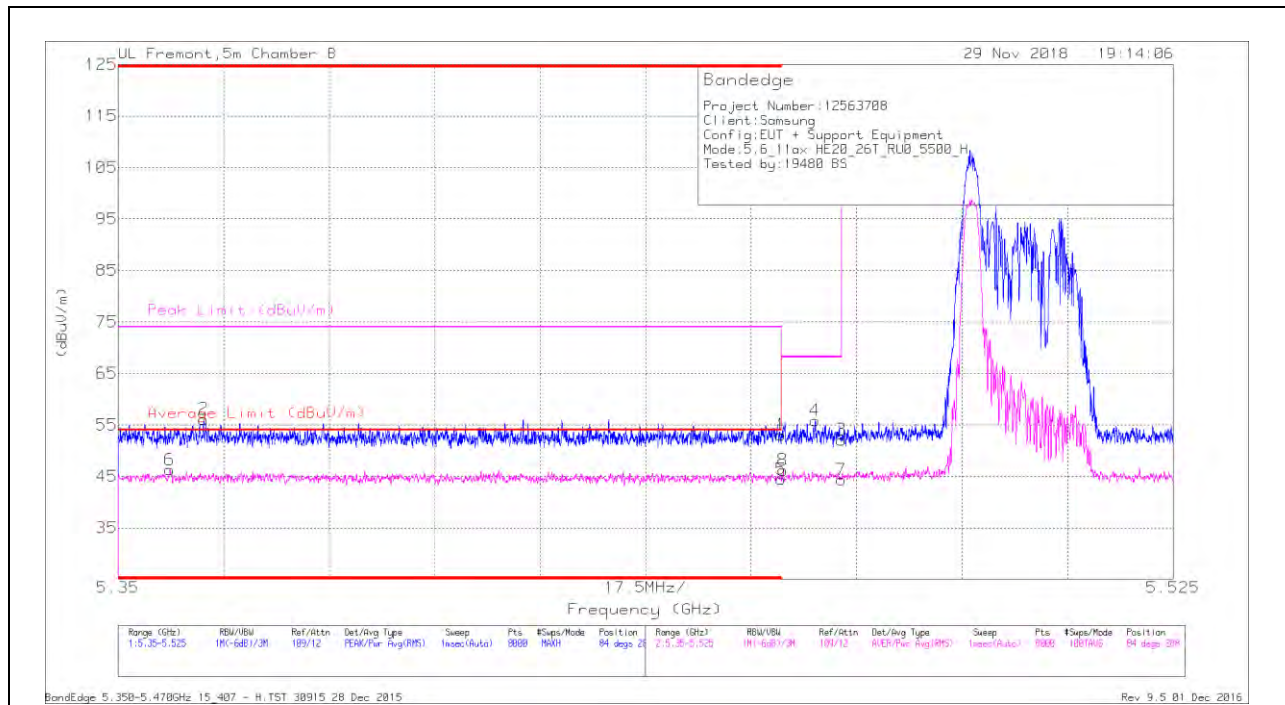
Marker	Frequency (GHz)	Meter Reading (dBuV)	Det	AFT863 (dB/m)	Amp/Cbl/Filtr/Pad (dB)	DC Corr (dB)	Corrected Reading (dBuV/m)	Peak Limit (dBuV/m)	PK Margin (dB)	Azimuth (Degs)	Height (cm)	Polarity
1	5.725	36.09	Pk	35.5	-18.9	0	52.69	68.2	-15.51	69	108	V
2	5.79	39.59	Pk	35.5	-18.7	0	56.39	68.2	-11.81	69	108	V

Pk - Peak detector

2TX Antenna 1 + Antenna 2 OFDMA MODE – 26-Tones, RU Index 0

BANDEDGE (LOW CHANNEL)

HORIZONTAL RESULT



Trace Markers

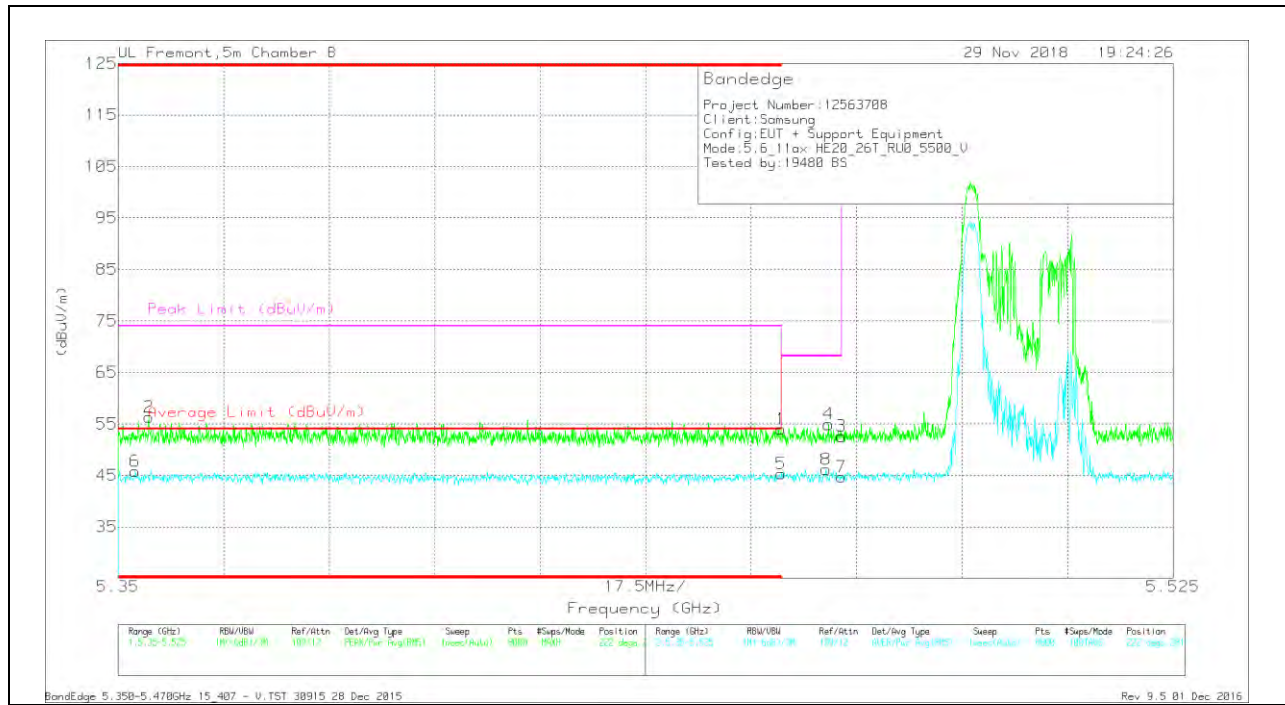
Marker	Frequency (GHz)	Meter Reading (dBuV)	Det	AF T863 (dB/m)	Amp/Cbl/Filtr/Pad (dB)	DC Corr (dB)	Corrected Reading (dBuV/m)	Average Limit (dBuV/m)	Margin (dB)	Peak Limit (dBuV/m)	PK Margin (dB)	Azimuth (Degs)	Height (cm)	Polarity
1	* 5.46	35.87	Pk	35.3	-18.1	0	53.07	-	-	74	-20.93	84	288	H
2	* 5.364	38.72	Pk	35.1	-17.7	0	56.12	-	-	74	-17.88	84	288	H
5	* 5.46	27.24	RMS	35.3	-18.1	.12	44.56	54	-9.44	-	-	84	288	H
6	* 5.359	29.18	RMS	35	-17.9	.12	46.4	54	-7.6	-	-	84	288	H
8	5.46	29	RMS	35.3	-18.1	.12	46.32	-	-	-	-	84	288	H
4	5.466	38.64	Pk	35.3	-18.1	0	55.84	-	-	68.2	-12.36	84	288	H
3	5.47	34.98	Pk	35.3	-18.2	0	52.08	-	-	68.2	-16.12	84	288	H
7	5.47	27.25	RMS	35.3	-18.2	.12	44.47	-	-	-	-	84	288	H

* - indicates frequency in CFR47 Pt 15 / IC RSS-Restricted Band

Pk - Peak detector

RMS - RMS detection

VERTICAL RESULT



Trace Markers

Marker	Frequency (GHz)	Meter Reading (dBuV)	Det	AFT863 (dB/m)	Amp/Cbi/Fitr/Pad (dB)	DC Corr (dB)	Corrected Reading (dBuV/m)	Average Limit (dBuV/m)	Margin (dB)	Peak Limit (dBuV/m)	PK Margin (dB)	Azimuth (Degs)	Height (cm)	Polarity
6	* 5.353	28.51	RMS	35	-17.7	.12	45.93	54	-8.07	-	-	222	281	V
2	* 5.355	39.01	Pk	35	-17.7	0	56.31	-	-	74	-17.69	222	281	V
1	* 5.46	36.79	Pk	35.3	-18.1	0	53.99	-	-	74	-20.01	222	281	V
5	* 5.46	28.1	RMS	35.3	-18.1	.12	45.42	54	-8.58	-	-	222	281	V
8	5.467	29.08	RMS	35.3	-18.2	.12	46.3	-	-	-	-	222	281	V
4	5.468	37.72	Pk	35.3	-18.1	0	54.92	-	-	68.2	-13.28	222	281	V
3	5.47	35.5	Pk	35.3	-18.2	0	52.6	-	-	68.2	-15.6	222	281	V
7	5.47	27.59	RMS	35.3	-18.2	.12	44.81	-	-	-	-	222	281	V

* - indicates frequency in CFR47 Pt 15 / IC RSS-Restricted Band

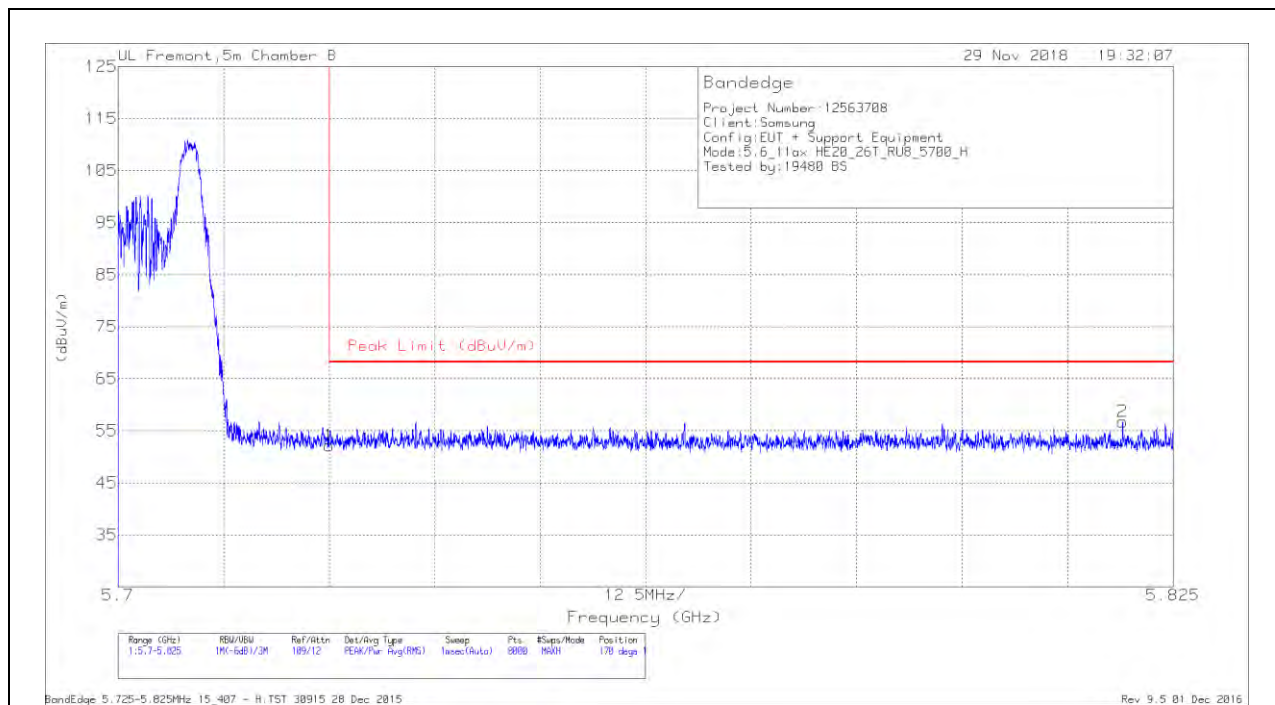
Pk - Peak detector

RMS - RMS detection

2TX Antenna 1 + Antenna 2 OFDMA MODE – 26-Tones, RU Index 8

BANDEDGE (HIGH CHANNEL)

HORIZONTAL RESULT

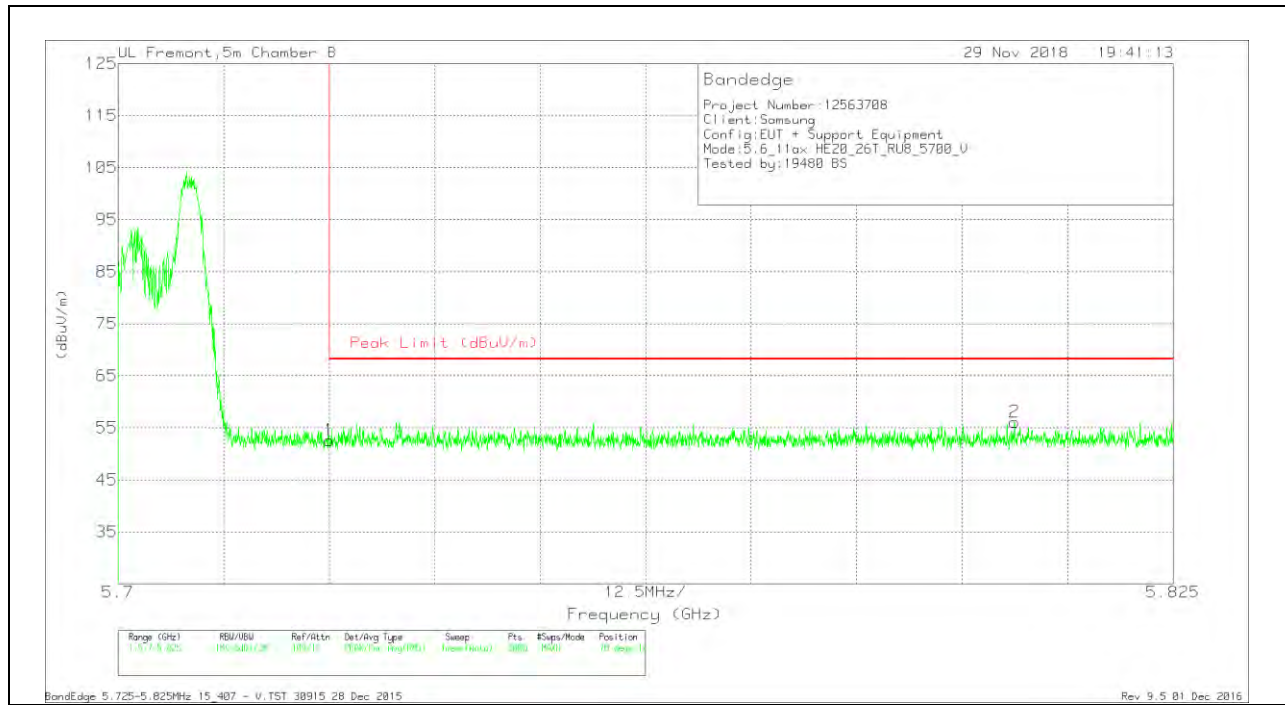


Trace Markers

Marker	Frequency (GHz)	Meter Reading (dBuV)	Det	AF T863 (dB/m)	Amp/Cbl/Filtr/Pad (dB)	Corrected Reading (dBuV/m)	Peak Limit (dBuV/m)	PK Margin (dB)	Azimuth (Degs)	Height (cm)	Polarity
1	5.725	35.57	Pk	35.5	-18.9	52.17	68.2	-16.03	170	119	H
2	5.819	40.16	Pk	35.5	-18.9	56.76	68.2	-11.44	170	119	H

Pk - Peak detector

VERTICAL RESULT



Trace Markers

Marker	Frequency (GHz)	Meter Reading (dBuV)	Det	AF T863 (dB/m)	Amp/Cbl/Filtr/Pad (dB)	Corrected Reading (dBuV/m)	Peak Limit (dBuV/m)	PK Margin (dB)	Azimuth (Degs)	Height (cm)	Polarity
1	5.725	36.03	Pk	35.5	-18.9	52.63	68.2	-15.57	78	103	V
2	5.806	39.23	Pk	35.5	-18.6	56.13	68.2	-12.07	78	103	V

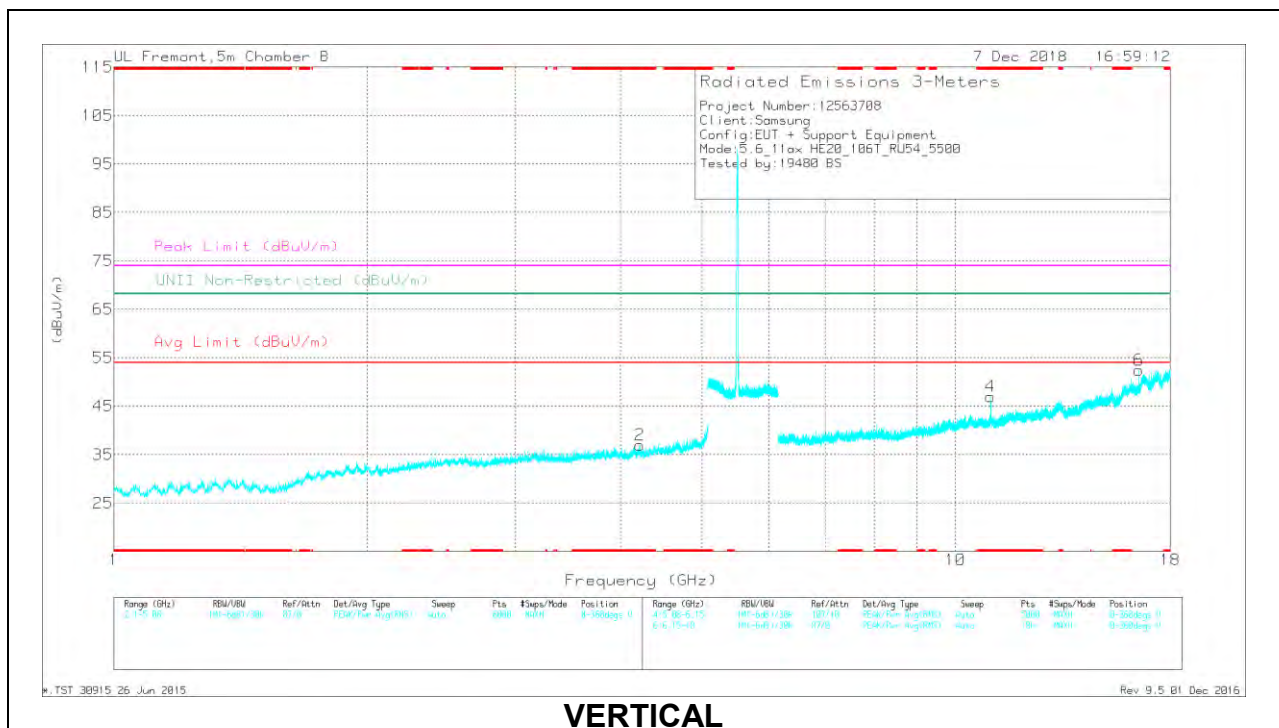
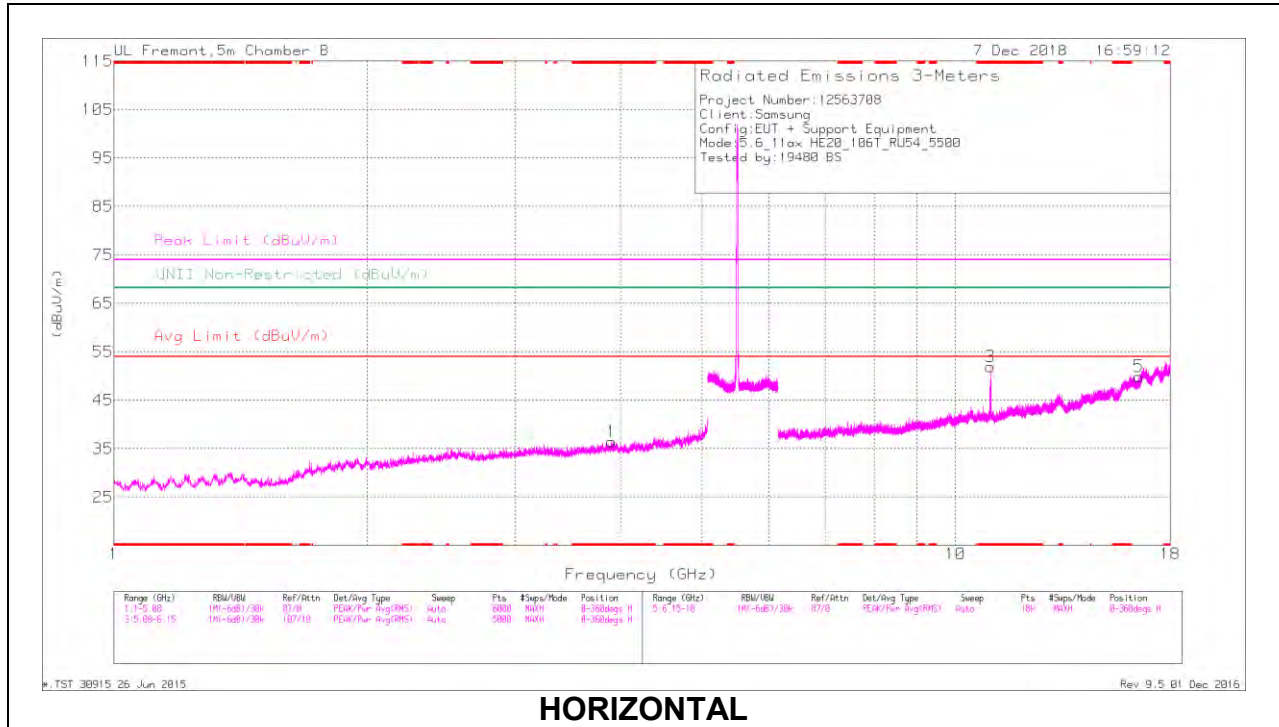
* - indicates frequency in CFR47 Pt 15 / IC RSS-Restricted Band

Pk - Peak detector

2TX Antenna 1 + Antenna 2 OFDMA MODE – 106-Tones, RU Index 54

HARMONICS AND SPURIOUS EMISSIONS

LOW CHANNEL RESULTS



RADIATED EMISSIONS

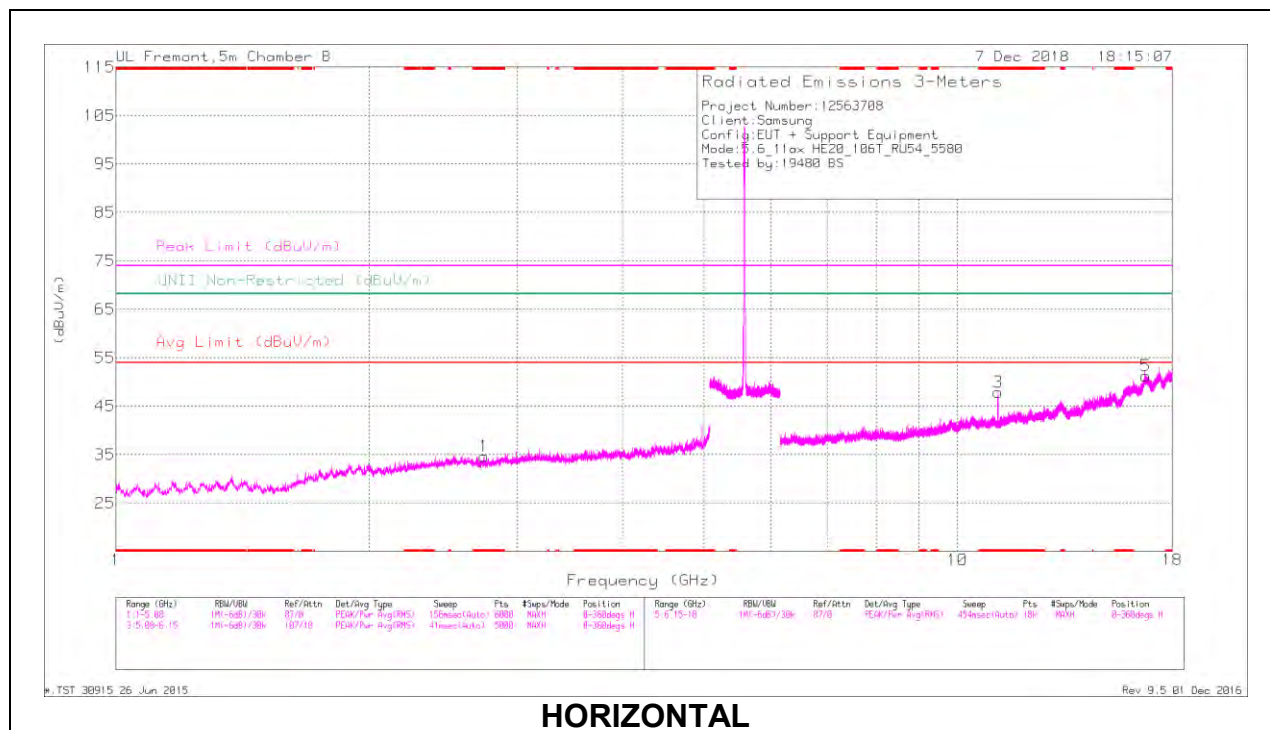
Marker	Frequency (GHz)	Meter Reading (dBuV)	Det	AF T863 (dB/m)	Amp/Cbl/Filtr/Pad (dB)	DC Corr (dB)	Corrected Reading (dBuV/m)	Avg Limit (dBuV/m)	Margin (dB)	Peak Limit (dBuV/m)	PK Margin (dB)	UNII Non-Restricted (dBuV/m)	PK Margin (dB)	Azimuth (Degs)	Height (cm)	Polarity
1	* 3.905	39.3	PK-U	33.4	-30.2	0	42.5	-	-	74	-31.5	-	-	295	204	H
	* 3.904	27.68	ADR	33.4	-30.2	.33	31.21	54	-22.79	-	-	-	-	295	204	H
2	* 4.214	39.15	PK-U	33.6	-30	0	42.75	-	-	74	-31.25	-	-	128	247	V
	* 4.212	27.15	ADR	33.6	-29.9	.33	31.18	54	-22.82	-	-	-	-	128	247	V
3	* 11.01	41.31	PK-U	37.9	-21.6	0	57.61	-	-	74	-16.39	-	-	185	232	H
	* 11.011	30.03	ADR	37.9	-21.6	.33	46.66	54	-7.34	-	-	-	-	185	232	H
4	* 11.014	39.24	PK-U	37.9	-21.6	0	55.54	-	-	74	-18.46	-	-	66	108	V
	* 11.01	27.17	ADR	37.9	-21.6	.33	43.8	54	-10.2	-	-	-	-	66	108	V
5	16.513	31.78	PK-U	42.6	-18.5	0	55.88	-	-	-	-	68.2	-12.32	230	214	H
6	16.516	36.5	PK-U	42.6	-18.6	0	60.5	-	-	-	-	68.2	-7.7	177	377	V

* - indicates frequency in CFR47 Pt 15 / IC RSS-Restricted Band

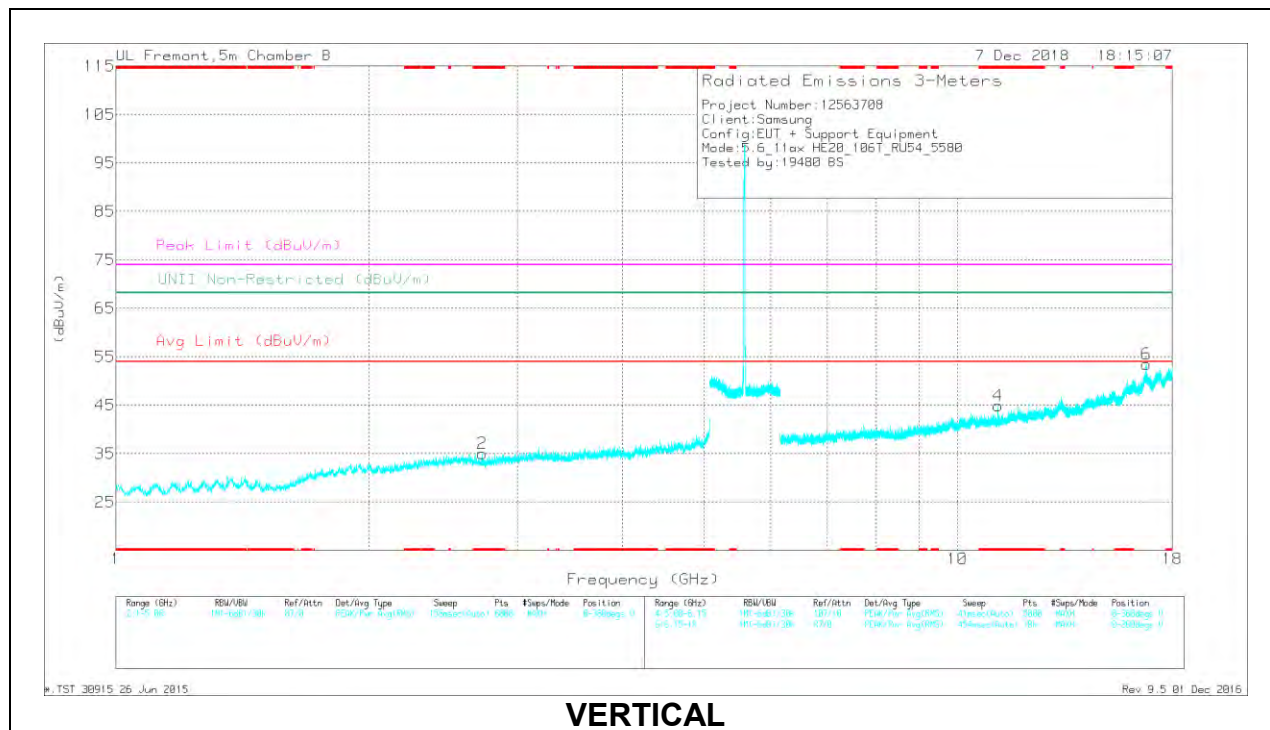
PK-U - U-NII: Maximum Peak

ADR - U-NII AD primary method, RMS average

MID CHANNEL RESULTS



HORIZONTAL



VERTICAL

RADIATED EMISSIONS

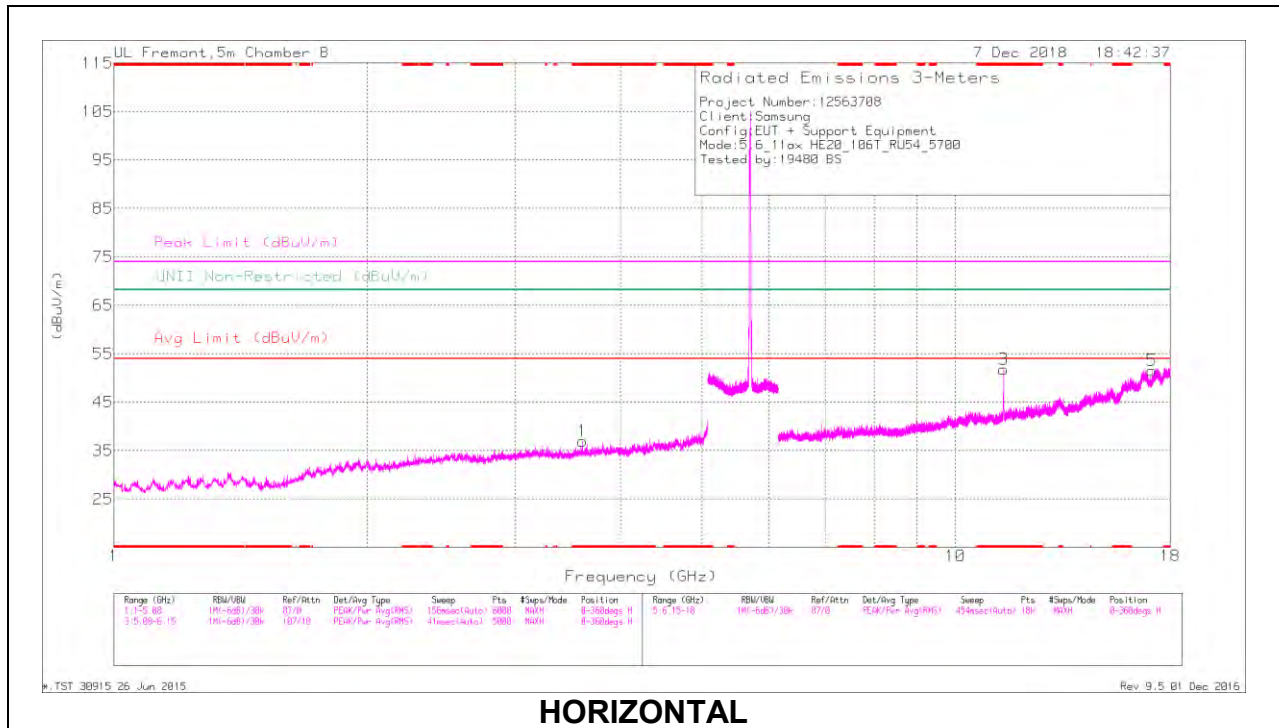
Marker	Frequency (GHz)	Meter Reading (dBuV)	Det	AF T863 (dB/m)	Amp/Cbl/Filtr/Pad (dB)	DC Corr (dB)	Corrected Reading (dBuV/m)	Avg Limit (dBuV/m)	Margin (dB)	Peak Limit (dBuV/m)	PK Margin (dB)	UNII Non-Restricted (dBuV/m)	PK Margin (dB)	Azimuth (Degs)	Height (cm)	Polarity
1	* 2.734	40.46	PK-U	32.3	-32.2	0	40.56	-	-	74	-33.44	-	-	105	240	H
	* 2.735	28.47	ADR	32.3	-32.2	.33	28.9	54	-25.1	-	-	-	-	105	240	H
2	* 2.722	41.42	PK-U	32.3	-32.1	0	41.62	-	-	74	-32.38	-	-	119	304	V
	* 2.722	28.51	ADR	32.3	-32.1	.33	29.04	54	-24.96	-	-	-	-	119	304	V
3	* 11.171	40.48	PK-U	37.9	-22.8	0	55.58	-	-	74	-18.42	-	-	79	114	H
	* 11.171	28.99	ADR	37.9	-22.8	.33	44.42	54	-9.58	-	-	-	-	79	114	H
4	* 11.171	36.16	PK-U	37.9	-22.8	0	51.26	-	-	74	-22.74	-	-	76	134	V
	* 11.17	24.52	ADR	37.9	-22.8	.33	39.95	54	-14.05	-	-	-	-	76	134	V
5	16.756	31.43	PK-U	44.5	-18.3	0	57.63	-	-	-	-	68.2	-10.57	207	386	H
6	16.759	37.46	PK-U	44.5	-18.3	0	63.66	-	-	-	-	68.2	-4.54	190	117	V

* - indicates frequency in CFR47 Pt 15 / IC RSS-Restricted Band

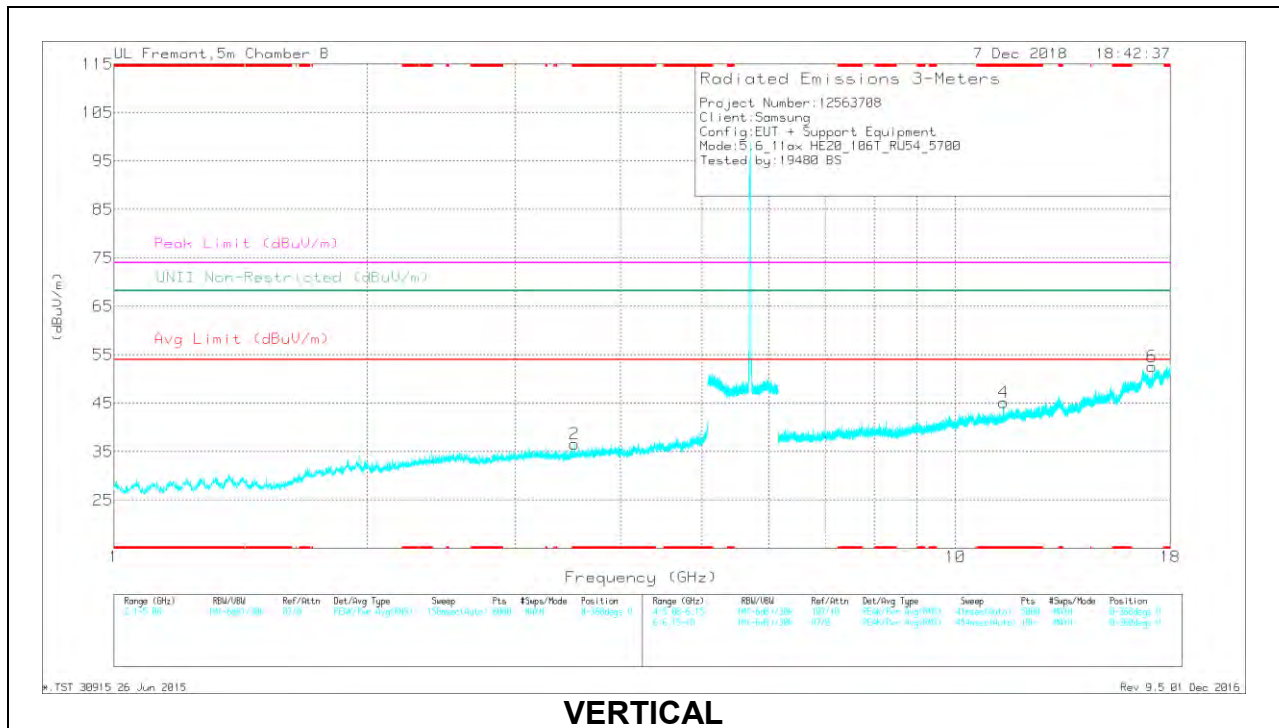
PK-U - U-NII: Maximum Peak

ADR - U-NII AD primary method, RMS average

HIGH CHANNEL RESULTS



HORIZONTAL



VERTICAL

RADIATED EMISSIONS

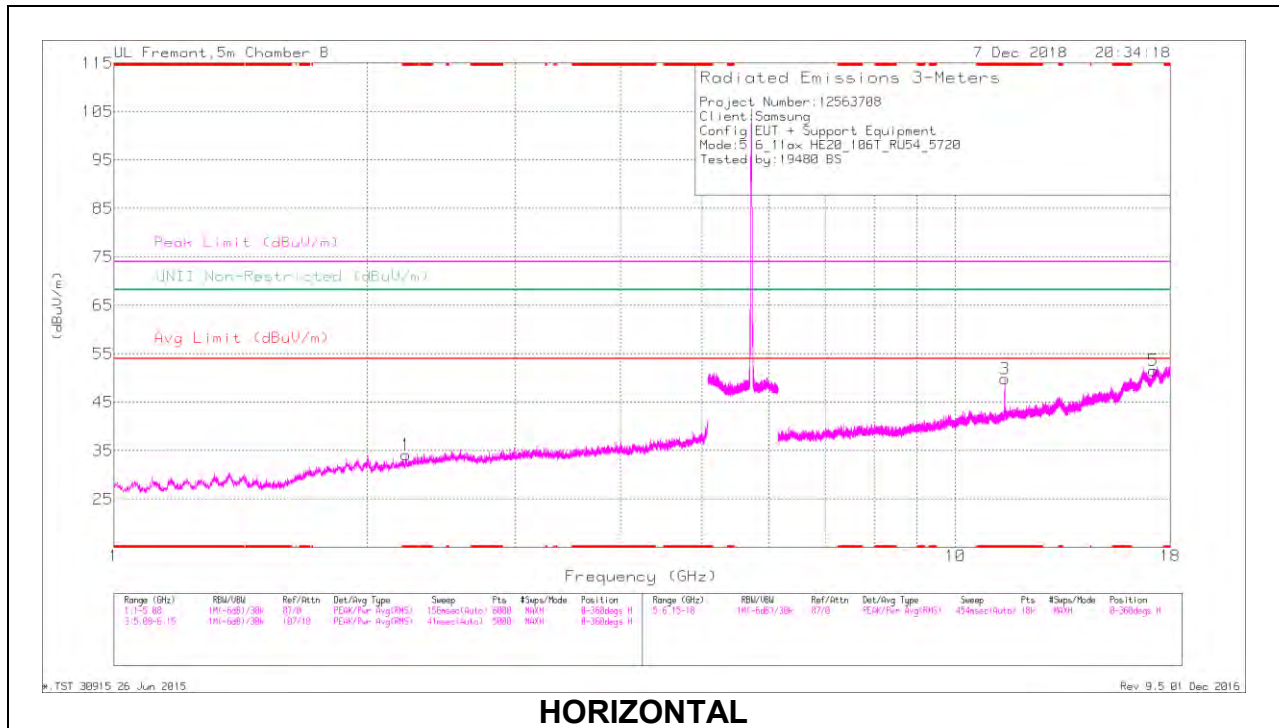
Marker	Frequency (GHz)	Meter Reading (dBuV)	Det	AF T863 (dB/m)	Amp/Cbl/Filtr/Pad (dB)	DC Corr (dB)	Corrected Reading (dBuV/m)	Avg Limit (dBuV/m)	Margin (dB)	Peak Limit (dBuV/m)	PK Margin (dB)	UNII Non-Restricted (dBuV/m)	PK Margin (dB)	Azimuth (Degs)	Height (cm)	Polarity
1	* 3.603	40.85	PK-U	33.3	-31.2	0	42.95	-	-	74	-31.05	-	-	358	242	H
	* 3.602	28.33	ADR	33.3	-31.2	.33	30.76	54	-23.24	-	-	-	-	358	242	H
2	* 3.528	39.49	PK-U	33	-30.5	0	41.99	-	-	74	-32.01	-	-	84	356	V
	* 3.529	27.12	ADR	33	-30.5	.33	29.95	54	-24.05	-	-	-	-	84	356	V
3	* 11.407	43.55	PK-U	38.4	-22.6	0	59.35	-	-	74	-14.65	-	-	88	117	H
	* 11.411	28.03	ADR	38.4	-22.5	.33	44.26	54	-9.74	-	-	-	-	88	117	H
4	* 11.411	36.56	PK-U	38.4	-22.5	0	52.46	-	-	74	-21.54	-	-	173	223	V
	* 11.411	24.61	ADR	38.4	-22.5	.33	40.84	54	-13.16	-	-	-	-	173	223	V
5	17.118	31.86	PK-U	43.3	-18.6	0	56.56	-	-	-	-	68.2	-11.64	213	181	H
6	17.118	38.45	PK-U	43.3	-18.6	0	63.15	-	-	-	-	68.2	-5.05	182	202	V

* - indicates frequency in CFR47 Pt 15 / IC RSS-Restricted Band

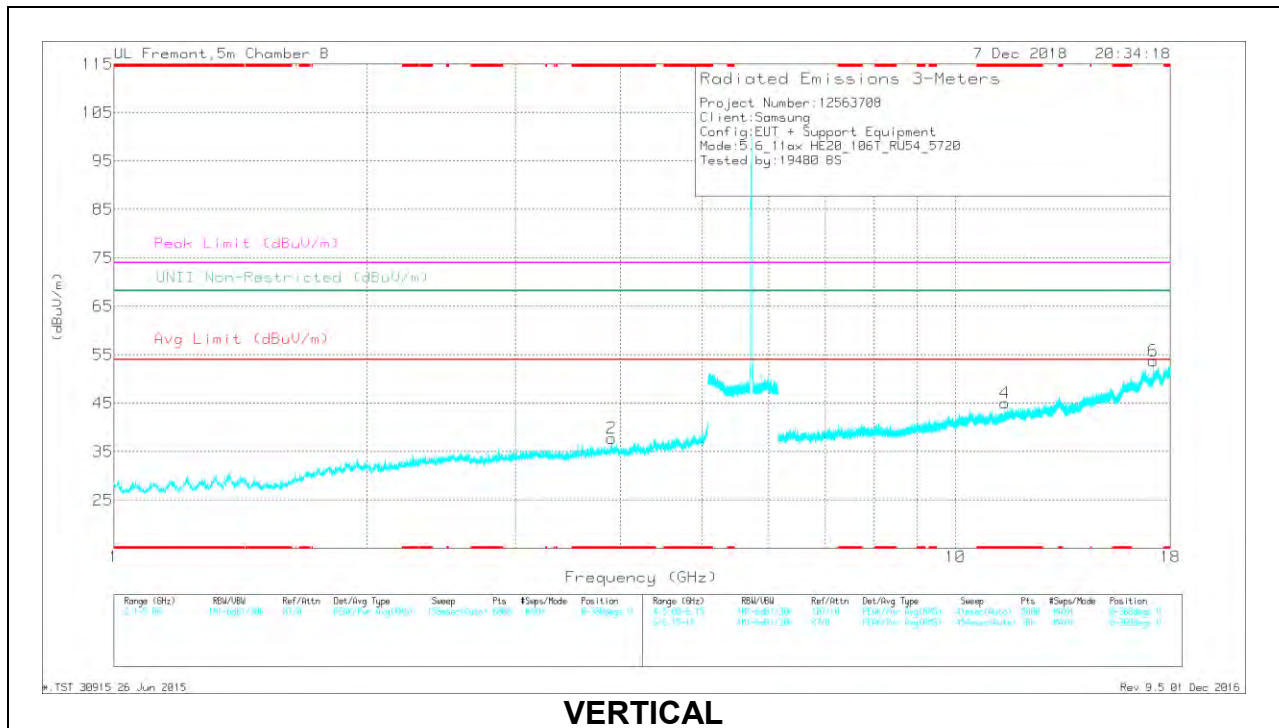
PK-U - U-NII: Maximum Peak

ADR - U-NII AD primary method, RMS average

CHANNEL 144 RESULTS



HORIZONTAL



VERTICAL

RADIATED EMISSIONS

Marker	Frequency (GHz)	Meter Reading (dBuV)	Det	AF T863 (dB/m)	Amp/Cbl/Filtr/Pad (dB)	DC Corr (dB)	Corrected Reading (dBuV/m)	Avg Limit (dBuV/m)	Margin (dB)	Peak Limit (dBuV/m)	PK Margin (dB)	UNII Non-Restricted (dBuV/m)	PK Margin (dB)	Azimuth (Degs)	Height (cm)	Polarity
1	* 2.225	40.24	PK-U	31.6	-32.2	0	39.64	-	-	74	-34.36	-	-	60	203	H
	* 2.226	28.37	ADR	31.6	-32.3	.33	28	54	-26	-	-	-	-	60	203	H
2	* 3.907	39.47	PK-U	33.4	-30.2	0	42.67	-	-	74	-31.33	-	-	73	330	V
	* 3.907	27.99	ADR	33.4	-30.2	.33	31.52	54	-22.48	-	-	-	-	73	330	V
3	* 11.451	44.54	PK-U	38.4	-22.6	0	60.34	-	-	74	-13.66	-	-	80	113	H
	* 11.451	29.79	ADR	38.4	-22.6	.33	45.92	54	-8.08	-	-	-	-	80	113	H
4	* 11.451	35.97	PK-U	38.4	-22.6	0	51.77	-	-	74	-22.23	-	-	185	109	V
	* 11.451	24.29	ADR	38.4	-22.6	.33	40.42	54	-13.58	-	-	-	-	185	109	V
5	17.175	35.47	PK-U	43.6	-18.6	0	60.47	-	-	-	-	68.2	-7.73	199	110	H
6	17.175	36.62	PK-U	43.6	-18.6	0	61.62	-	-	-	-	68.2	-6.58	170	223	V

* - indicates frequency in CFR47 Pt 15 / IC RSS-Restricted Band

PK-U - U-NII: Maximum Peak

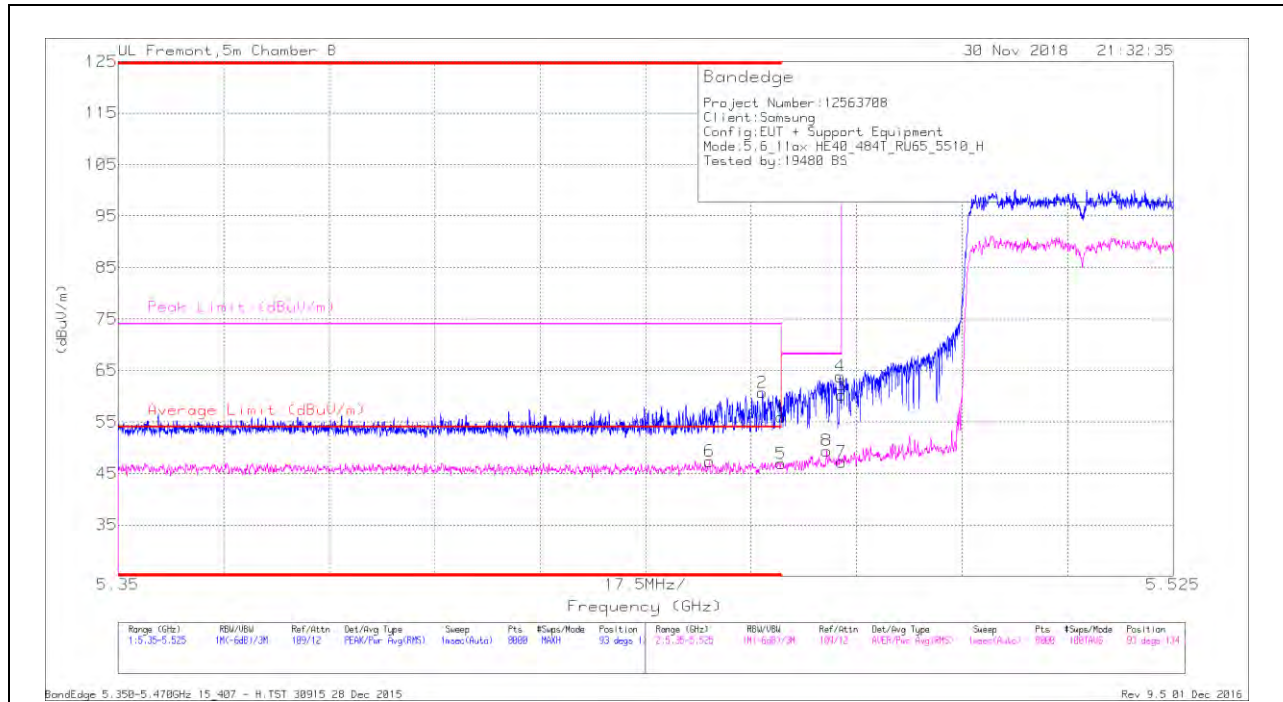
ADR - U-NII AD primary method, RMS average

9.1.20. TX ABOVE 1 GHz 802.11ax HE40 MODE IN THE 5.6 GHz BAND

2TX Antenna 1 + Antenna 2 OFDMA MODE – 484-Tones, RU Index 65

BANDEDGE (LOW CHANNEL)

HORIZONTAL RESULT



Trace Markers

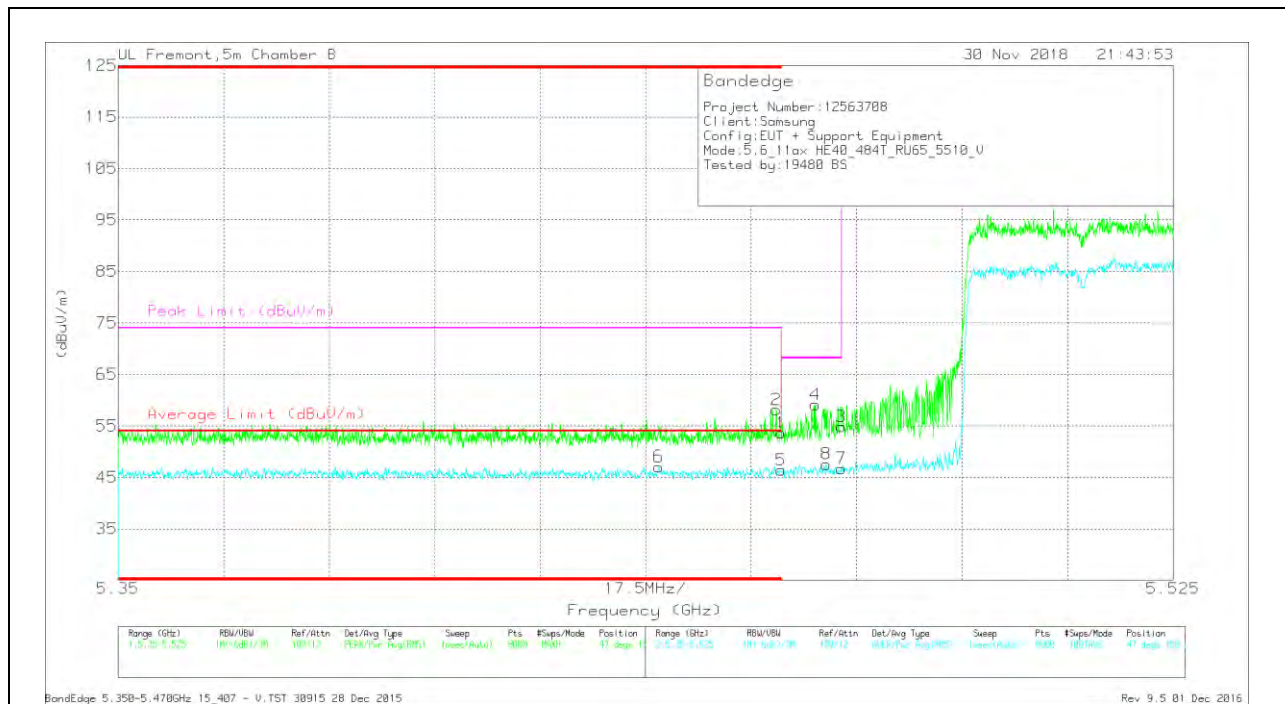
Marker	Frequency (GHz)	Meter Reading (dBuV)	Det	AF T863 (dB/m)	Amp/Cb/Fltr/Pad (dB)	DC Corr (dB)	Corrected Reading (dBuV/m)	Average Limit (dBuV/m)	Margin (dB)	Peak Limit (dBuV/m)	PK Margin (dB)	Azimuth (Degs)	Height (cm)	Polarity
6	* 5.448	29.24	RMS	35.2	-18.2	1.13	47.37	54	-6.63	-	-	93	134	H
2	* 5.457	43.49	Pk	35.3	-18.1	0	60.69	-	-	74	-13.31	93	134	H
1	* 5.46	38.8	Pk	35.3	-18.1	0	56	-	-	74	-18	93	134	H
5	* 5.46	28.58	RMS	35.3	-18.1	1.13	46.91	54	-7.09	-	-	93	134	H
8	5.468	31.2	RMS	35.3	-18.2	1.13	49.43	-	-	-	-	93	134	H
3	5.47	43.13	Pk	35.3	-18.2	0	60.23	-	-	68.2	-7.97	93	134	H
4	5.47	46.75	Pk	35.3	-18.2	0	63.85	-	-	68.2	-4.35	93	134	H
7	5.47	29.01	RMS	35.3	-18.2	1.13	47.24	-	-	-	-	93	134	H

* - indicates frequency in CFR47 Pt 15 / IC RSS-Restricted Band

Pk - Peak detector

RMS - RMS detection

VERTICAL RESULT



Trace Markers

Marker	Frequency (GHz)	Meter Reading (dBuV)	Det	AFT863 (dB/m)	Amp/Cbi/Fitr/Pad (dB)	DC Corr (dB)	Corrected Reading (dBuV/m)	Average Limit (dBuV/m)	Margin (dB)	Peak Limit (dBuV/m)	PK Margin (dB)	Azimuth (Degs)	Height (cm)	Polarity
1	* 5.46	36.41	Pk	35.3	-18.1	0	53.61	-	-	74	-20.39	47	150	V
2	* 5.459	40.95	Pk	35.3	-18.1	0	58.15	-	-	74	-15.85	47	150	V
5	* 5.46	28.1	RMS	35.3	-18.1	1.13	46.43	54	-7.57	-	-	47	150	V
6	* 5.44	28.96	RMS	35.2	-18.2	1.13	47.09	54	-6.91	-	-	47	150	V
4	5.466	41.91	Pk	35.3	-18.1	0	59.11	-	-	68.2	-9.09	47	150	V
8	5.467	29.36	RMS	35.3	-18.2	1.13	47.59	-	-	-	-	47	150	V
3	5.47	37.73	Pk	35.3	-18.2	0	54.83	-	-	68.2	-13.37	47	150	V
7	5.47	28.49	RMS	35.3	-18.2	1.13	46.72	-	-	-	-	47	150	V

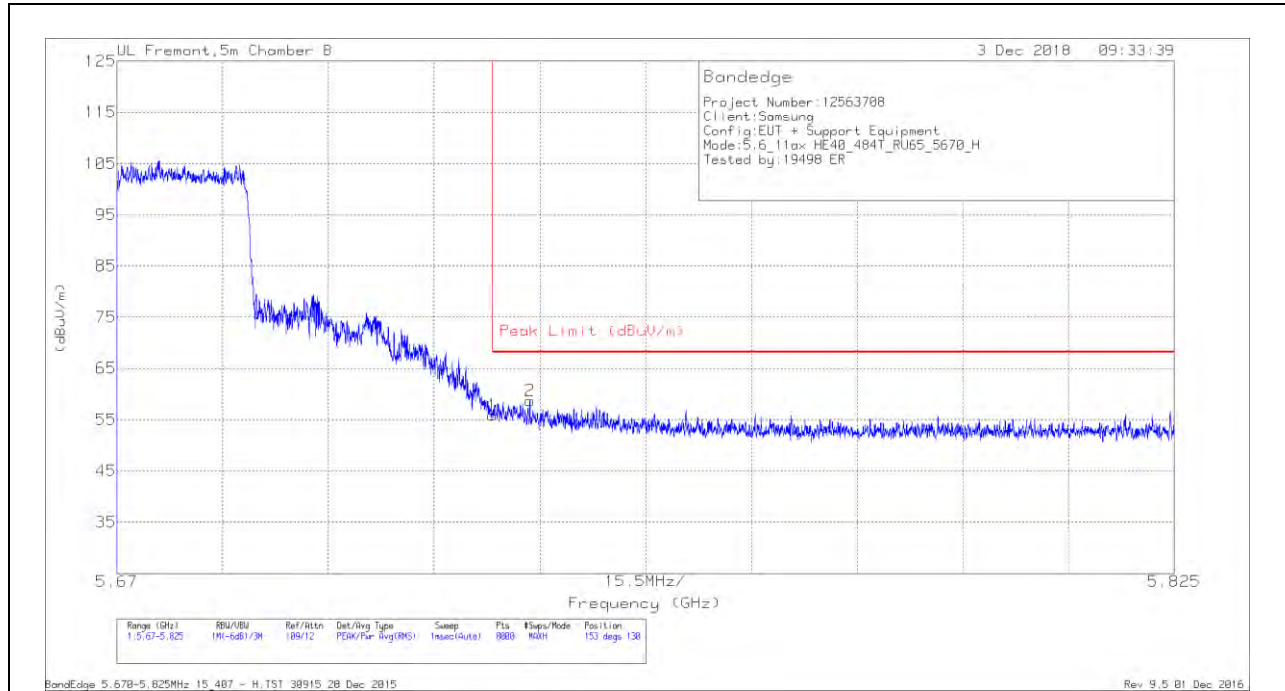
* - indicates frequency in CFR47 Pt 15 / IC RSS-Restricted Band

Pk - Peak detector

RMS - RMS detection

BANDEDGE (HIGH CHANNEL)

HORIZONTAL RESULT

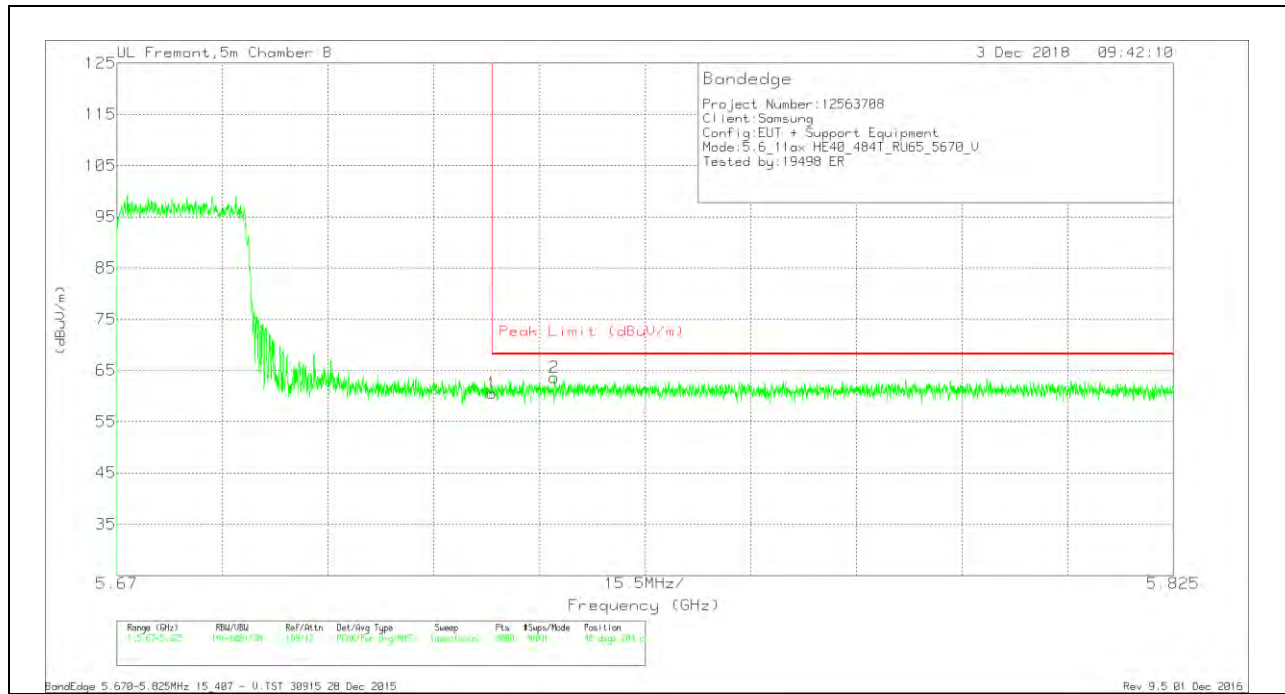


Trace Markers

Marker	Frequency (GHz)	Meter Reading (dBuV)	Det	AF T863 (dB/m)	Amp/Cbl/Filtr/Pad (dB)	Corrected Reading (dBuV/m)	Peak Limit (dBuV/m)	PK Margin (dB)	Azimuth (Degs)	Height (cm)	Polarity
1	5.725	39.24	Pk	35.5	-18.9	55.84	68.2	-12.36	153	130	H
2	5.731	41.95	Pk	35.5	-18.7	58.75	68.2	-9.45	153	130	H

Pk - Peak detector

VERTICAL RESULT



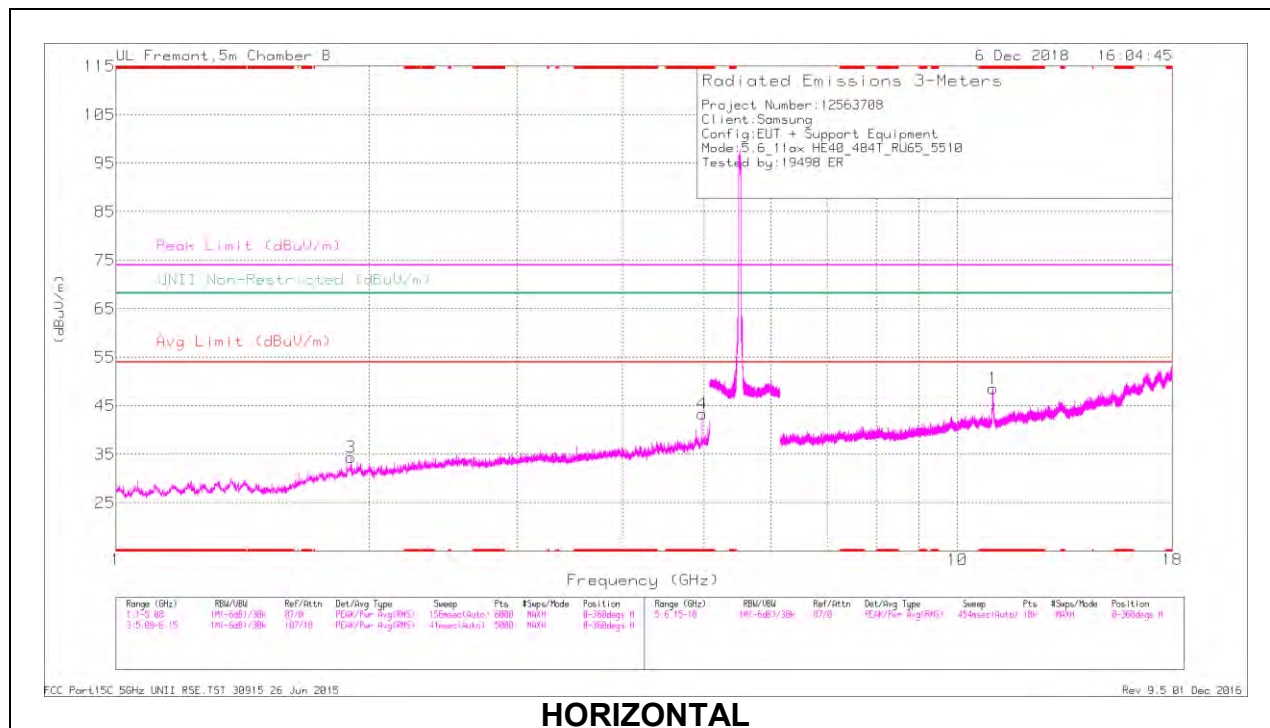
Trace Markers

Marker	Frequency (GHz)	Meter Reading (dBuV)	Det	AF T863 (dB/m)	Amp/Cbl/Filtr/Pad (dB)	Corrected Reading (dBuV/m)	Peak Limit (dBuV/m)	PK Margin (dB)	Azimuth (Degs)	Height (cm)	Polarity
1	5.725	43.98	Pk	35.5	-18.9	60.58	68.2	-7.62	48	204	V
2	5.734	46.88	Pk	35.5	-18.8	63.58	68.2	-4.62	48	204	V

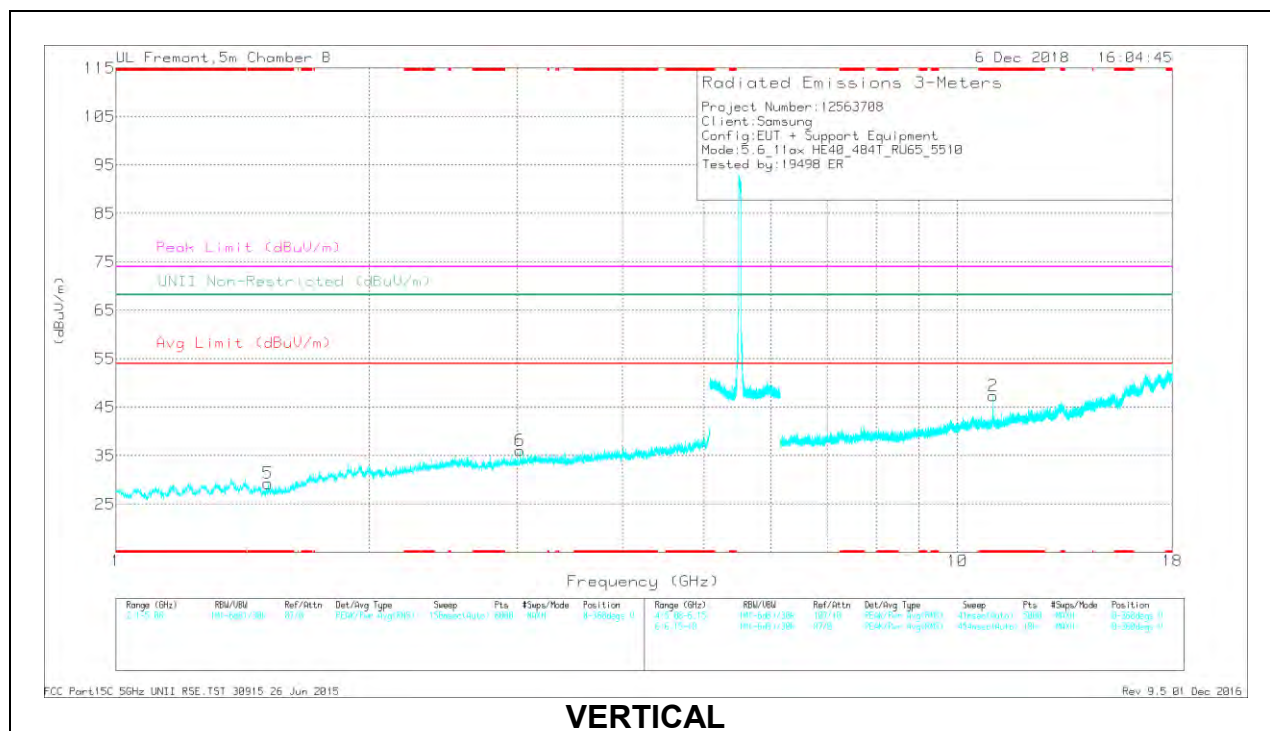
Pk - Peak detector

HARMONICS AND SPURIOUS EMISSIONS

LOW CHANNEL RESULTS



HORIZONTAL



VERTICAL

RADIATED EMISSIONS

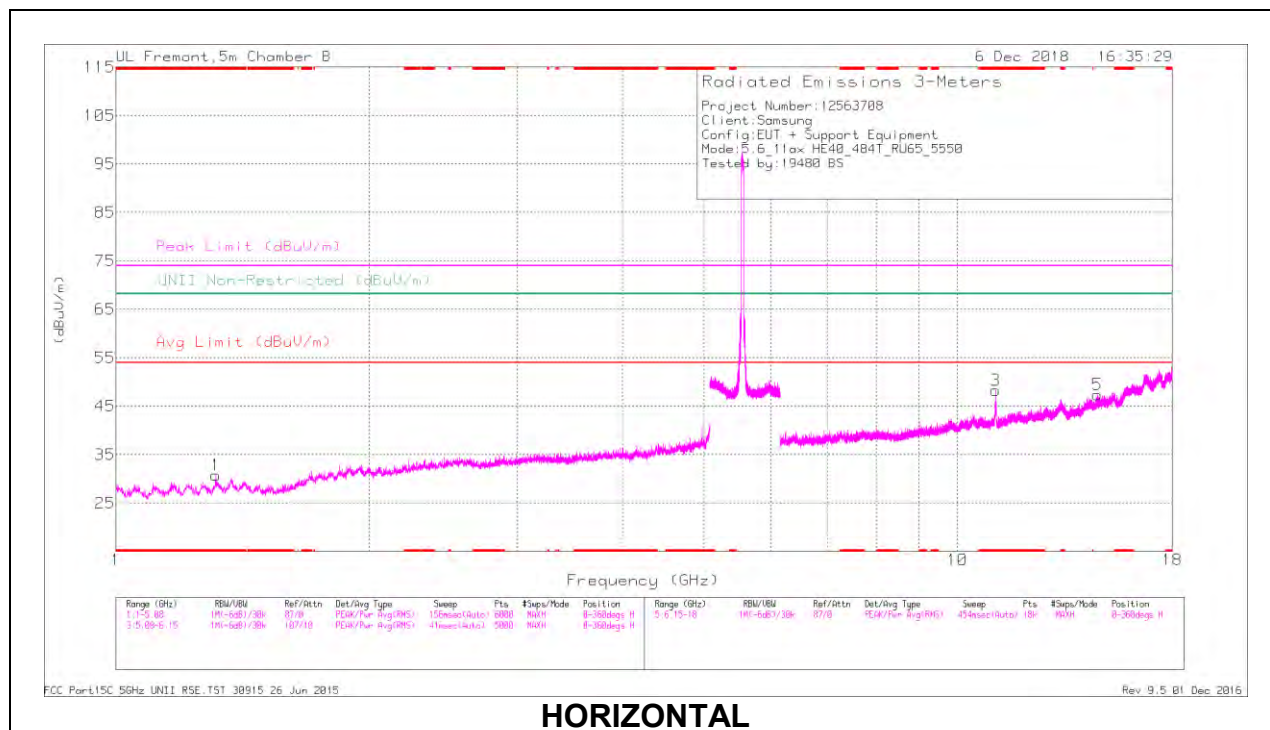
Marker	Frequency (GHz)	Meter Reading (dBuV)	Det	AF T863 (dB/m)	Amp/Cbl/Filtr/Pad (dB)	DC Corr (dB)	Corrected Reading (dBuV/m)	Avg Limit (dBuV/m)	Margin (dB)	Peak Limit (dBuV/m)	PK Margin (dB)	UNII Non-Restricted (dBuV/m)	PK Margin (dB)	Azimuth (Degs)	Height (cm)	Polarity
4	* 4.97	38.93	PK-U	34.5	-28.6	0	44.83	-	-	74	-29.17	-	-	232	113	H
	* 4.97	27.28	ADR	34.5	-28.6	1.13	34.31	54	-19.69	-	-	-	-	232	113	H
5	* 1.514	41.74	PK-U	27.7	-34	0	35.44	-	-	74	-38.56	-	-	119	151	V
	* 1.517	29.84	ADR	27.7	-34	1.13	24.67	54	-29.33	-	-	-	-	119	151	V
1	* 11.021	39.63	PK-U	37.9	-21.7	0	55.83	-	-	74	-18.17	-	-	185	239	H
	* 11.021	27.07	ADR	37.9	-21.7	1.13	44.4	54	-9.6	-	-	-	-	185	239	H
2	* 11.021	36.95	PK-U	37.9	-21.7	0	53.15	-	-	74	-20.85	-	-	71	108	V
	* 11.021	24.54	ADR	37.9	-21.7	1.13	41.87	54	-12.13	-	-	-	-	71	108	V
3	1.903	40.35	PK-U	31.1	-32.6	0	38.85	-	-	-	-	68.2	-29.35	92	233	H
6	3.023	39.94	PK-U	32.8	-31.5	0	41.24	-	-	-	-	68.2	-26.96	263	152	V

* - indicates frequency in CFR47 Pt 15 / IC RSS-Restricted Band

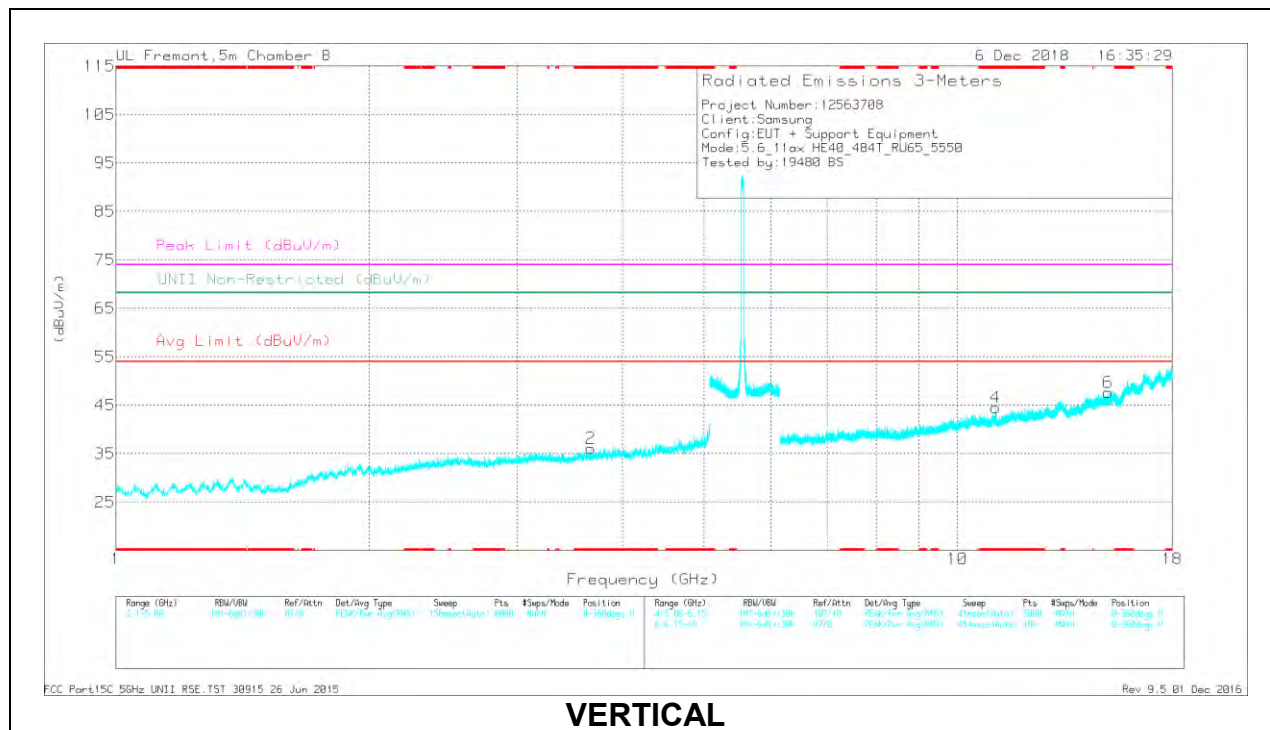
PK-U - U-NII: Maximum Peak

ADR - U-NII AD primary method, RMS average

MID CHANNEL RESULTS



HORIZONTAL



VERTICAL

RADIATED EMISSIONS

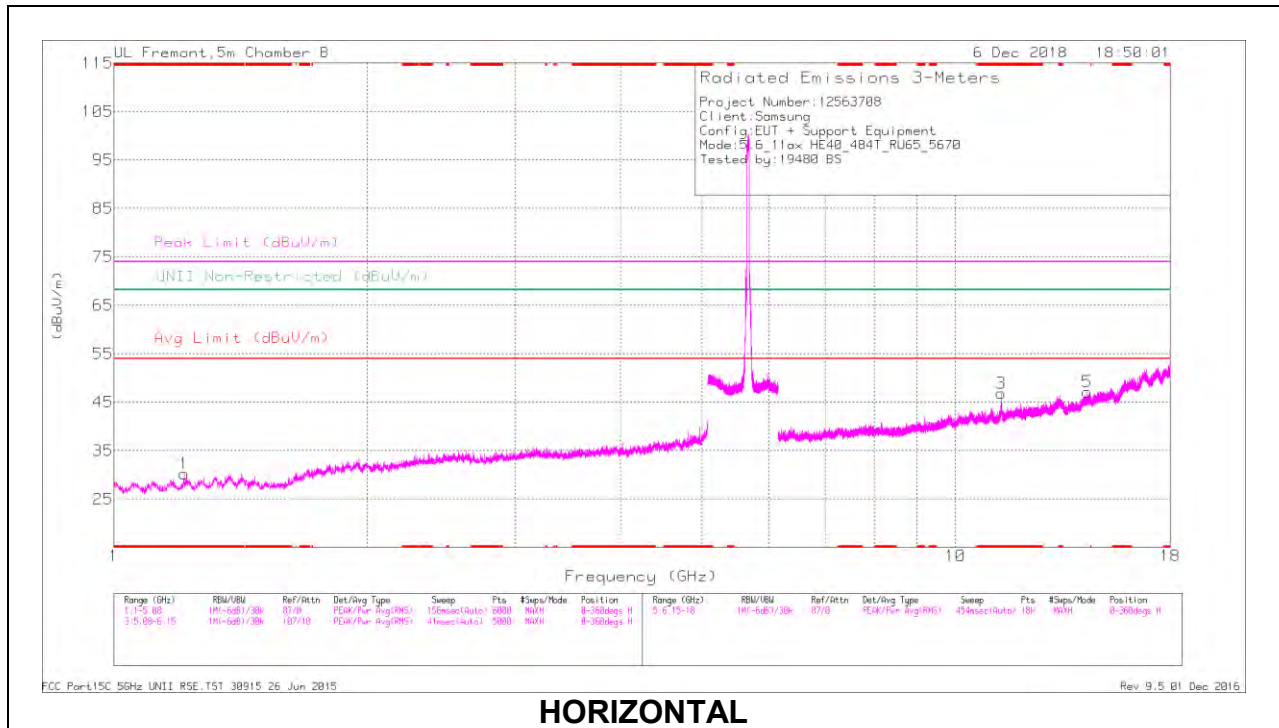
Marker	Frequency (GHz)	Meter Reading (dBuV)	Det	AF T863 (dB/m)	Amp/Cbl/Filtr/Pad (dB)	DC Corr (dB)	Corrected Reading (dBuV/m)	Avg Limit (dBuV/m)	Margin (dB)	Peak Limit (dBuV/m)	PK Margin (dB)	UNII Non-Restricted (dBuV/m)	PK Margin (dB)	Azimuth (Degs)	Height (cm)	Polarity
1	* 1.313	41.17	PK-U	28.4	-33.9	0	35.67	-	-	74	-38.33	-	-	103	146	H
	* 1.316	29.63	ADR	28.4	-34	1.13	25.16	54	-28.84	-	-	-	-	103	146	H
2	* 3.667	39.81	PK-U	33.3	-30.8	0	42.31	-	-	74	-31.69	-	-	153	253	V
	* 3.668	27.78	ADR	33.3	-30.7	1.13	31.51	54	-22.49	-	-	-	-	153	253	V
3	* 11.101	40.06	PK-U	37.8	-22.8	0	55.06	-	-	74	-18.94	-	-	184	249	H
	* 11.101	27.41	ADR	37.8	-22.8	1.13	43.54	54	-10.46	-	-	-	-	184	249	H
4	* 11.096	35.22	PK-U	37.8	-22.8	0	50.22	-	-	74	-23.78	-	-	60	140	V
	* 11.101	23.54	ADR	37.8	-22.8	1.13	39.67	54	-14.33	-	-	-	-	60	140	V
5	14.669	32.56	PK-U	40.6	-20.4	0	52.76	-	-	-	-	68.2	-15.44	356	386	H
6	15.106	32.02	PK-U	40.5	-19.8	0	52.72	-	-	-	-	68.2	-15.48	289	126	V

* - indicates frequency in CFR47 Pt 15 / IC RSS-Restricted Band

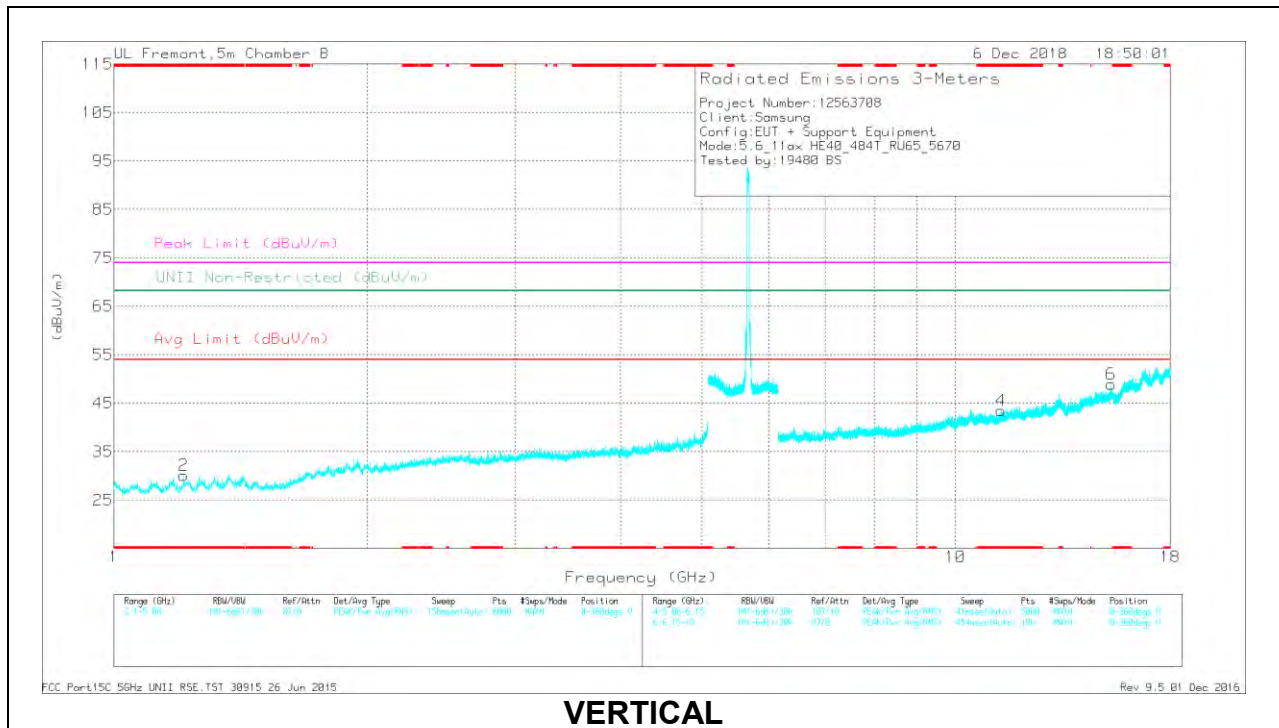
PK-U - U-NII: Maximum Peak

ADR - U-NII AD primary method, RMS average

HIGH CHANNEL RESULTS



HORIZONTAL



VERTICAL

RADIATED EMISSIONS

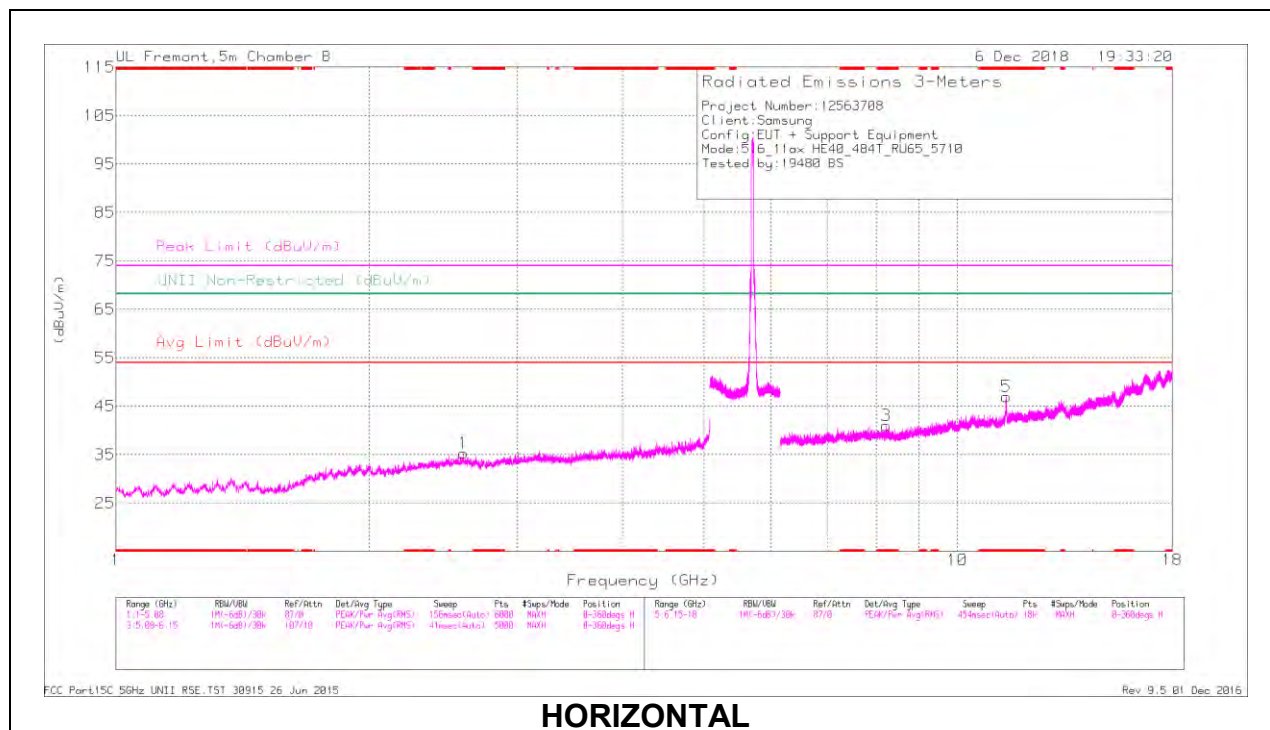
Marker	Frequency (GHz)	Meter Reading (dBuV)	Det	AF T863 (dB/m)	Amp/Cbl/Filtr/Pad (dB)	DC Corr (dB)	Corrected Reading (dBuV/m)	Avg Limit (dBuV/m)	Margin (dB)	Peak Limit (dBuV/m)	PK Margin (dB)	UNII Non-Restricted (dBuV/m)	PK Margin (dB)	Azimuth (Degs)	Height (cm)	Polarity
1	* 1.213	41.26	PK-U	28.2	-34.3	0	35.16	-	-	74	-38.84	-	-	87	335	H
	* 1.213	29.51	ADR	28.2	-34.3	1.13	24.54	54	-29.46	-	-	-	-	87	335	H
2	* 1.212	41.25	PK-U	28.2	-34.2	0	35.25	-	-	74	-38.75	-	-	357	377	V
	* 1.212	29.54	ADR	28.2	-34.2	1.13	24.67	54	-29.33	-	-	-	-	357	377	V
3	* 11.333	37.08	PK-U	38.3	-22.2	0	53.18	-	-	74	-20.82	-	-	102	115	H
	* 11.33	23.57	ADR	38.3	-22.2	1.13	40.8	54	-13.2	-	-	-	-	102	115	H
4	* 11.334	33.73	PK-U	38.3	-22.2	0	49.83	-	-	74	-24.17	-	-	160	223	V
	* 11.339	22.13	ADR	38.3	-22.1	1.13	39.46	54	-14.54	-	-	-	-	160	223	V
5	14.343	32.74	PK-U	40.3	-20.8	0	52.24	-	-	-	-	68.2	-15.96	301	220	H
6	15.3	31.65	PK-U	41.1	-18.8	0	53.95	-	-	-	-	68.2	-14.25	161	373	V

* - indicates frequency in CFR47 Pt 15 / IC RSS-Restricted Band

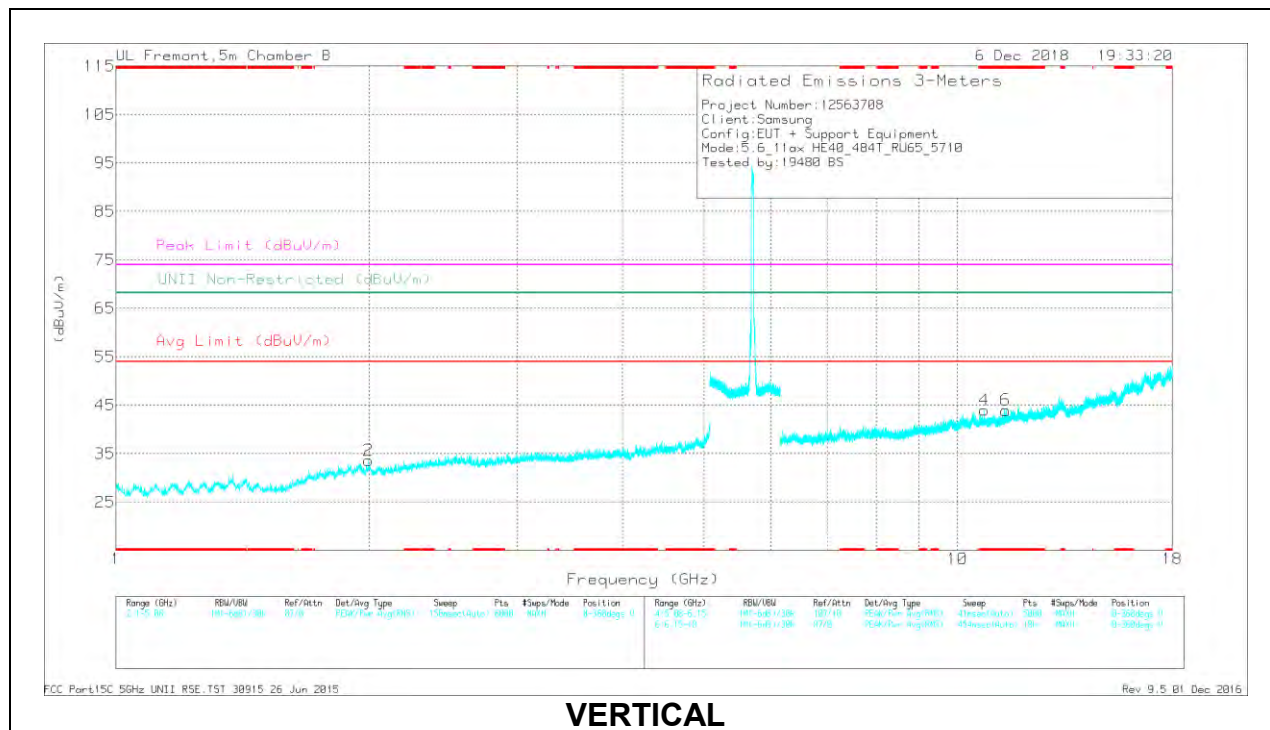
PK-U - U-NII: Maximum Peak

ADR - U-NII AD primary method, RMS average

CHANNEL 142 RESULTS



HORIZONTAL



VERTICAL

RADIATED EMISSIONS

Marker	Frequency (GHz)	Meter Reading (dBuV)	Det	AF T863 (dB/m)	Amp/Cbl/Filtr/Pad (dB)	DC Corr (dB)	Corrected Reading (dBuV/m)	Avg Limit (dBuV/m)	Margin (dB)	Peak Limit (dBuV/m)	PK Margin (dB)	UNII Non-Restricted (dBuV/m)	PK Margin (dB)	Azimuth (Degs)	Height (cm)	Polarity
5	* 11.421	35.31	PK-U	38.4	-22.7	0	51.01	-	-	74	-22.99	-	-	203	279	H
	* 11.421	23.86	ADR	38.4	-22.7	1.13	40.69	54	-13.31	-	-	-	-	203	279	H
3	* 8.235	35.16	PK-U	36.5	-25.9	0	45.76	-	-	74	-28.24	-	-	184	195	H
	* 8.237	23.73	ADR	36.5	-25.9	1.13	35.46	54	-18.54	-	-	-	-	184	195	H
4	* 10.776	33.39	PK-U	37.9	-22.8	0	48.49	-	-	74	-25.51	-	-	296	219	V
	* 10.759	21.74	ADR	37.9	-22.7	1.13	38.07	54	-15.93	-	-	-	-	296	219	V
6	* 11.417	33.78	PK-U	38.4	-22.7	0	49.48	-	-	74	-24.52	-	-	67	143	V
	* 11.422	22.45	ADR	38.4	-22.7	1.13	39.28	54	-14.72	-	-	-	-	67	143	V
2	1.996	40.33	PK-U	30.9	-32.1	0	39.13	-	-	-	-	68.2	-29.07	352	115	V
1	2.589	39.68	PK-U	32.7	-31.8	0	40.58	-	-	-	-	68.2	-27.62	287	203	H

* - indicates frequency in CFR47 Pt 15 / IC RSS-Restricted Band

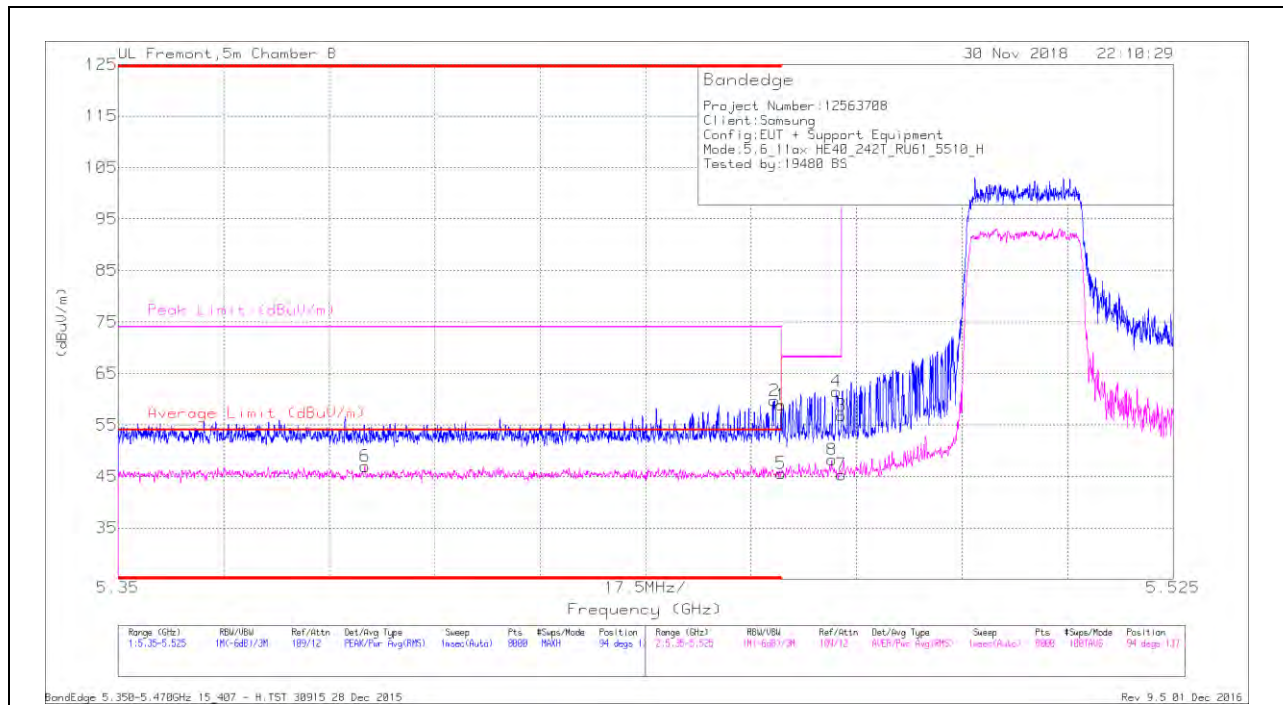
PK-U - U-NII: Maximum Peak

ADR - U-NII AD primary method, RMS average

2TX Antenna 1 + Antenna 2 OFDMA MODE – 242-Tones, RU Index 61

BANDEDGE (LOW CHANNEL)

HORIZONTAL RESULT



Trace Markers

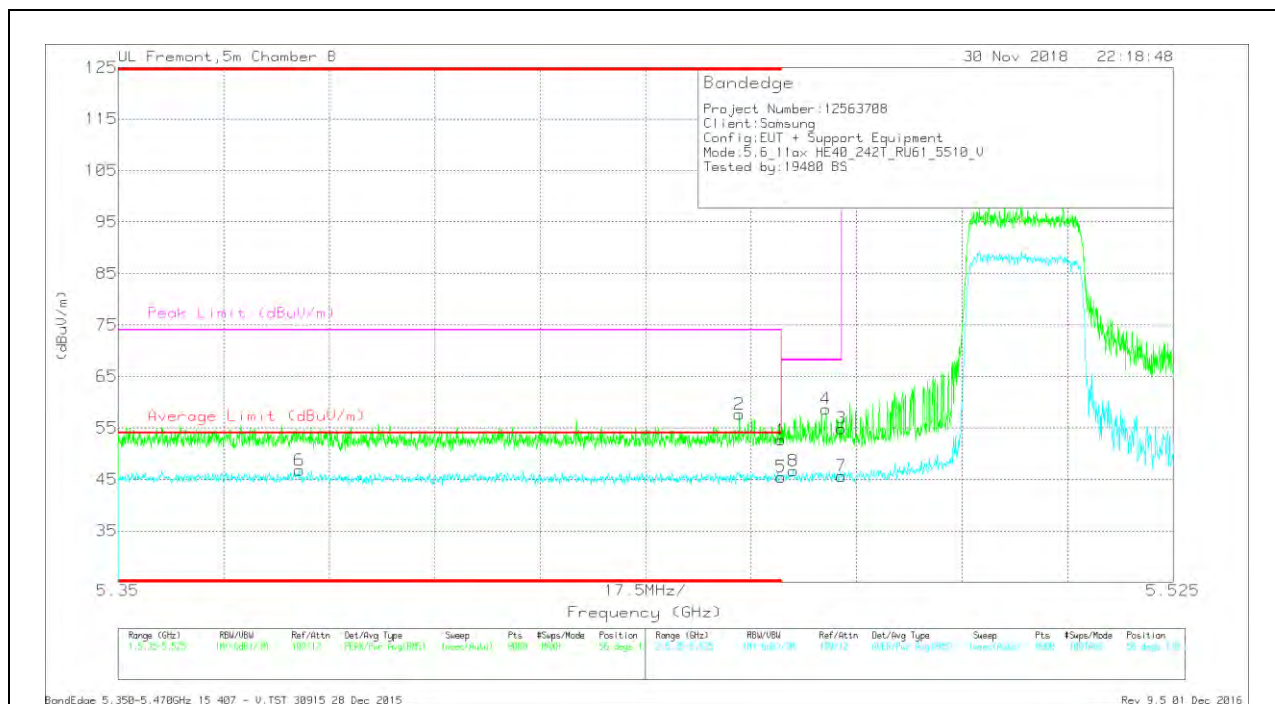
Marker	Frequency (GHz)	Meter Reading (dBuV)	Det	AF T863 (dB/m)	Amp/Cbl/Filtr/Pad (dB)	DC Corr (dB)	Corrected Reading (dBuV/m)	Average Limit (dBuV/m)	Margin (dB)	Peak Limit (dBuV/m)	PK Margin (dB)	Azimuth (Degs)	Height (cm)	Polarity
1	* 5.46	41.67	Pk	35.3	-18.1	0	58.87	-	-	74	-15.13	94	137	H
2	* 5.459	42.64	Pk	35.3	-18.2	0	59.74	-	-	74	-14.26	94	137	H
5	* 5.46	27.72	RMS	35.3	-18.1	.68	45.6	54	-8.4	-	-	94	137	H
6	* 5.391	29.23	RMS	35.1	-18	.68	47.01	54	-6.99	-	-	94	137	H
8	5.468	30.38	RMS	35.3	-18.1	.68	48.26	-	-	-	-	94	137	H
4	5.469	44.4	Pk	35.3	-18.2	0	61.5	-	-	68.2	-6.7	94	137	H
3	5.47	39.72	Pk	35.3	-18.2	0	56.82	-	-	68.2	-11.38	94	137	H
7	5.47	27.62	RMS	35.3	-18.2	.68	45.4	-	-	-	-	94	137	H

* - indicates frequency in CFR47 Pt 15 / IC RSS-Restricted Band

Pk - Peak detector

RMS - RMS detection

VERTICAL RESULT



Trace Markers

Marker	Frequency (GHz)	Meter Reading (dBuV)	Det	AFT863 (dB/m)	Amp/Cbi/Fitr/Pad (dB)	DC Corr (dB)	Corrected Reading (dBuV/m)	Average Limit (dBuV/m)	Margin (dB)	Peak Limit (dBuV/m)	PK Margin (dB)	Azimuth (Degs)	Height (cm)	Polarity
1	* 5.46	35.45	Pk	35.3	-18.1	0	52.65	-	-	74	-21.35	56	130	V
2	* 5.453	40.34	Pk	35.3	-18	0	57.64	-	-	74	-16.36	56	130	V
5	* 5.46	27.63	RMS	35.3	-18.1	.68	45.51	54	-8.49	-	-	56	130	V
6	* 5.38	28.79	RMS	35.1	-17.8	.68	46.77	54	-7.23	-	-	56	130	V
8	5.462	28.6	RMS	35.3	-17.9	.68	46.68	-	-	-	-	56	130	V
4	5.467	41.56	Pk	35.3	-18.2	0	58.66	-	-	68.2	-9.54	56	130	V
3	5.47	37.8	Pk	35.3	-18.2	0	54.9	-	-	68.2	-13.3	56	130	V
7	5.47	27.88	RMS	35.3	-18.2	.68	45.66	-	-	-	-	56	130	V

* - indicates frequency in CFR47 Pt 15 / IC RSS-Restricted Band

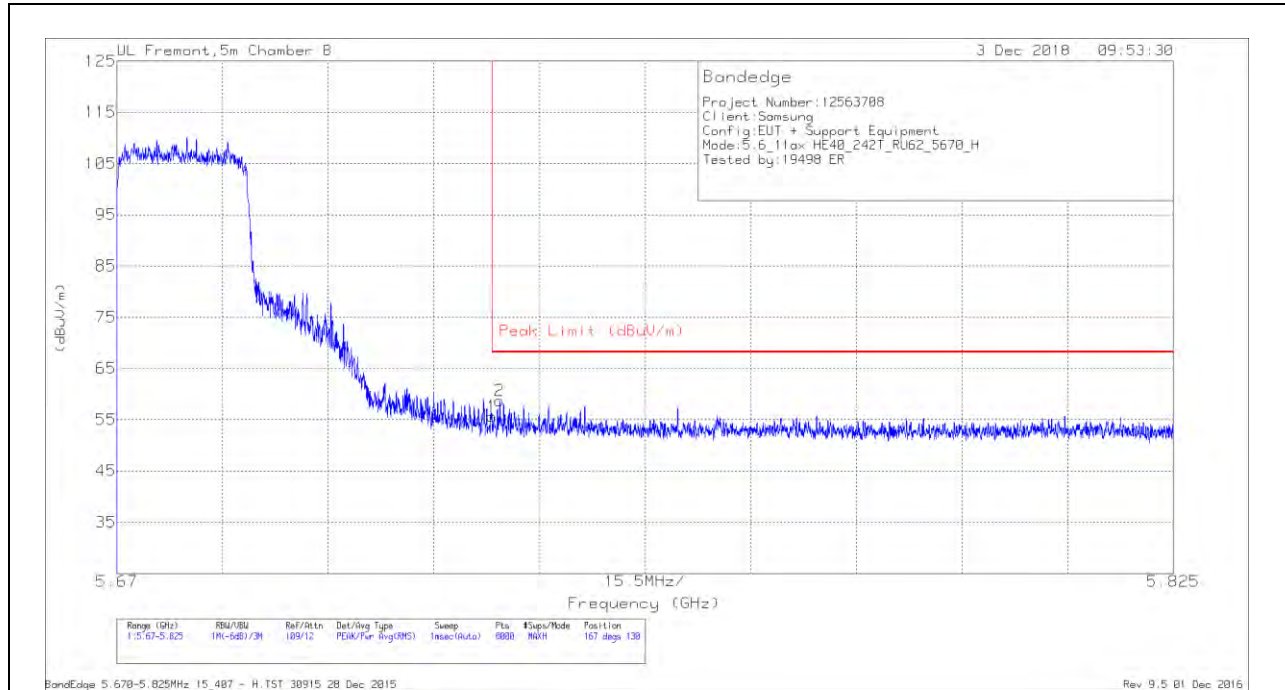
Pk - Peak detector

RMS - RMS detection

2TX Antenna 1 + Antenna 2 OFDMA MODE – 242-Tones, RU Index 62

BANDEDGE (HIGH CHANNEL)

HORIZONTAL RESULT

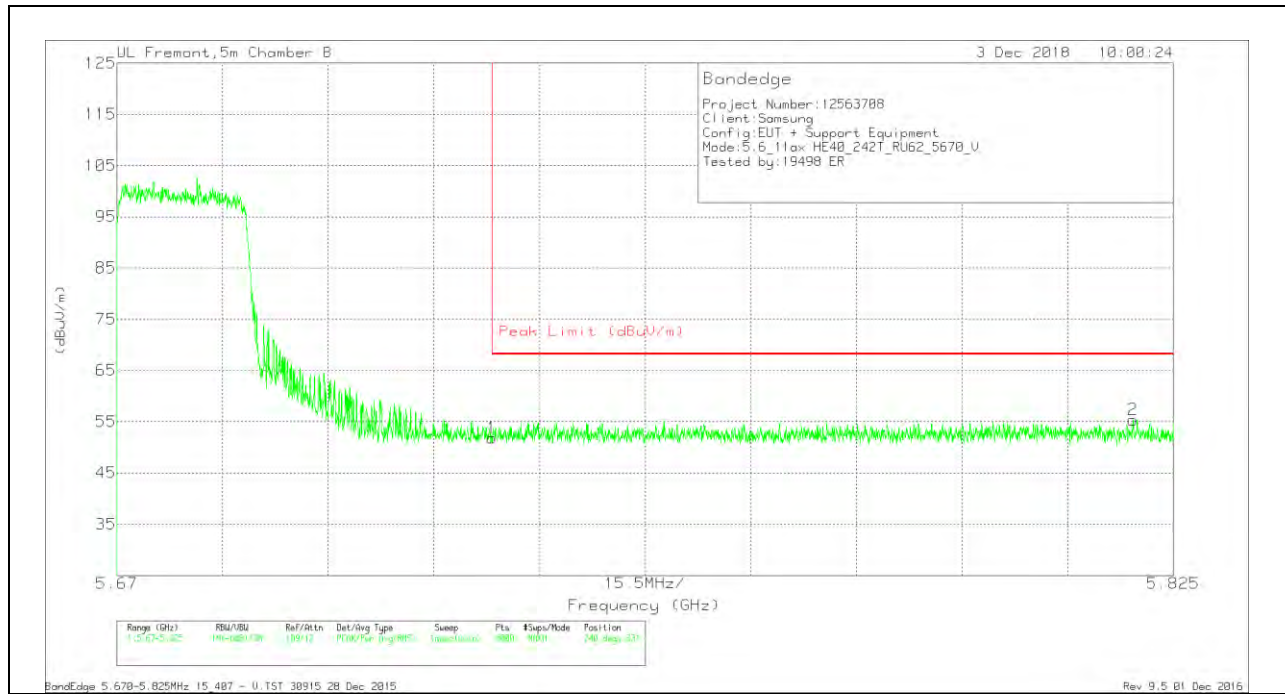


Trace Markers

Marker	Frequency (GHz)	Meter Reading (dBuV)	Det	AF T863 (dB/m)	Amp/Cbl/Filtr/Pad (dB)	Corrected Reading (dBuV/m)	Peak Limit (dBuV/m)	PK Margin (dB)	Azimuth (Degs)	Height (cm)	Polarity
1	5.725	38.99	Pk	35.5	-18.9	55.59	68.2	-12.61	167	130	H
2	5.726	42.01	Pk	35.5	-18.8	58.71	68.2	-9.49	167	130	H

Pk - Peak detector

VERTICAL RESULT



Trace Markers

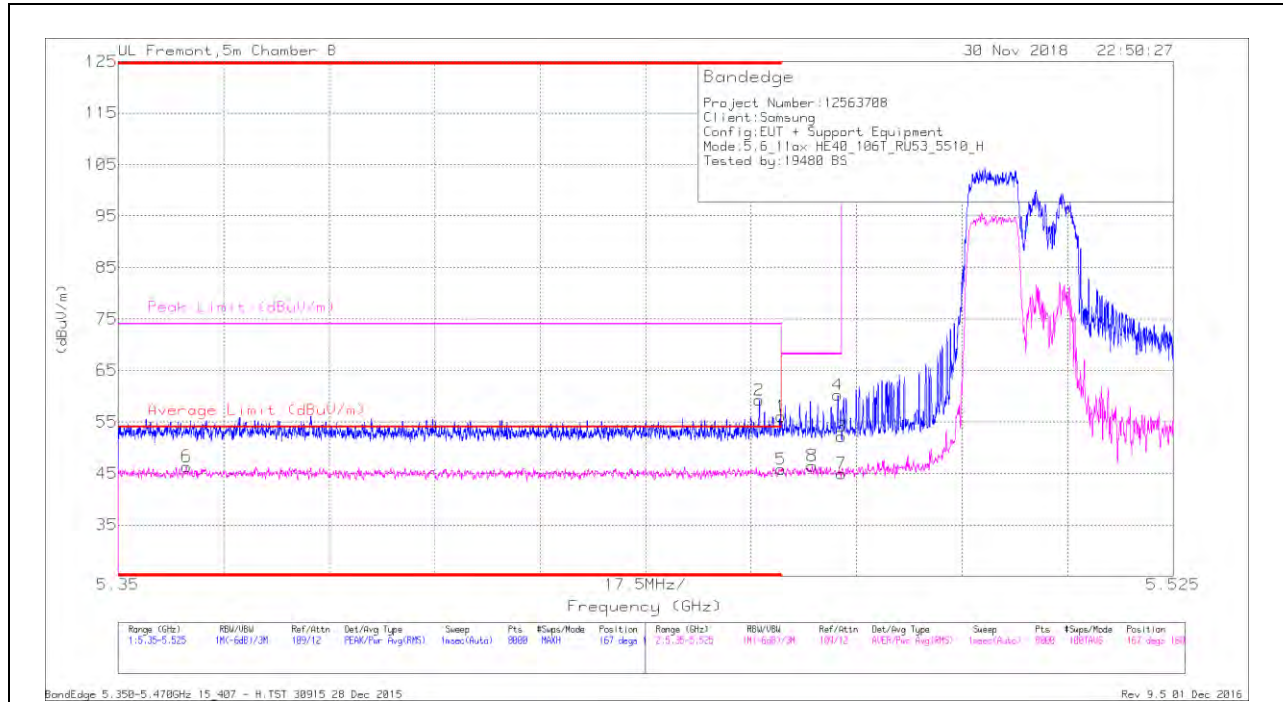
Marker	Frequency (GHz)	Meter Reading (dBuV)	Det	AF T863 (dB/m)	Amp/Cbl/Filtr/Pad (dB)	Corrected Reading (dBuV/m)	Peak Limit (dBuV/m)	PK Margin (dB)	Azimuth (Degs)	Height (cm)	Polarity
1	5.725	35.27	Pk	35.5	-18.9	51.87	68.2	-16.33	240	331	V
2	5.819	38.74	Pk	35.5	-18.9	55.34	68.2	-12.86	240	331	V

Pk - Peak detector

2TX Antenna 1 + Antenna 2 OFDMA MODE – 106-Tones, RU Index 53

BANDEDGE (LOW CHANNEL)

HORIZONTAL RESULT



Trace Markers

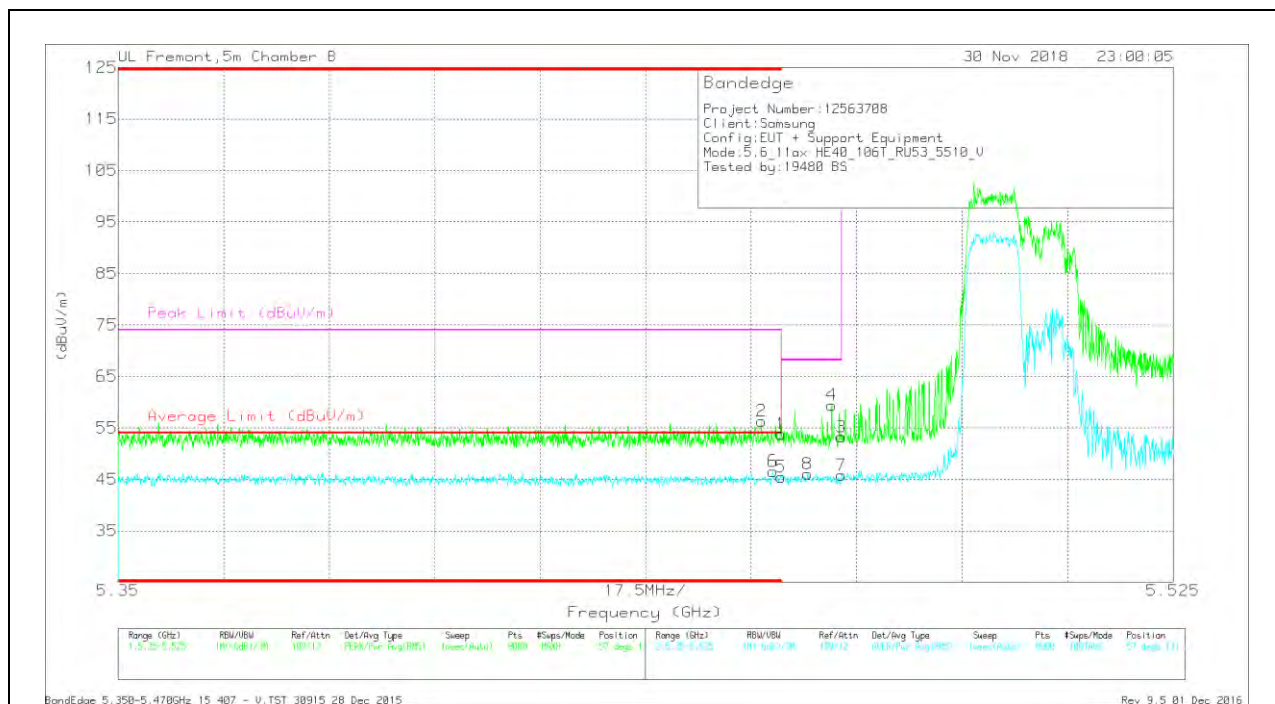
Marker	Frequency (GHz)	Meter Reading (dBuV)	Det	AF T863 (dB/m)	Amp/Cbl/Filtr/Pad (dB)	DC Corr (dB)	Corrected Reading (dBuV/m)	Average Limit (dBuV/m)	Margin (dB)	Peak Limit (dBuV/m)	PK Margin (dB)	Azimuth (Degs)	Height (cm)	Polarity
1	* 5.46	38.87	Pk	35.3	-18.1	0	56.07	-	-	74	-17.93	167	160	H
2	* 5.456	42.23	Pk	35.3	-18.3	0	59.23	-	-	74	-14.77	167	160	H
5	* 5.46	28.26	RMS	35.3	-18.1	.49	45.95	54	-8.05	-	-	167	160	H
6	* 5.361	28.72	RMS	35.1	-17.8	.49	46.51	54	-7.49	-	-	167	160	H
8	5.465	29.03	RMS	35.3	-18.2	.49	46.62	-	-	-	-	167	160	H
4	5.469	43.12	Pk	35.3	-18.2	0	60.22	-	-	68.2	-7.98	167	160	H
3	5.47	35.07	Pk	35.3	-18.2	0	52.17	-	-	68.2	-16.03	167	160	H
7	5.47	27.5	RMS	35.3	-18.2	.49	45.09	-	-	-	-	167	160	H

* - indicates frequency in CFR47 Pt 15 / IC RSS-Restricted Band

Pk - Peak detector

RMS - RMS detection

VERTICAL RESULT



Trace Markers

Marker	Frequency (GHz)	Meter Reading (dBuV)	Det	AFT863 (dB/m)	Amp/Cbi/Fitr/Pad (dB)	DC Corr (dB)	Corrected Reading (dBuV/m)	Average Limit (dBuV/m)	Margin (dB)	Peak Limit (dBuV/m)	PK Margin (dB)	Azimuth (Degs)	Height (cm)	Polarity
1	* 5.46	36.63	Pk	35.3	-18.1	0	53.83	-	-	74	-20.17	57	131	V
2	* 5.457	39.23	Pk	35.3	-18.2	0	56.33	-	-	74	-17.67	57	131	V
5	* 5.46	27.95	RMS	35.3	-18.1	.49	45.64	54	-8.36	-	-	57	131	V
6	* 5.459	29.14	RMS	35.3	-18.2	.49	46.73	54	-7.27	-	-	57	131	V
8	5.464	28.44	RMS	35.3	-18	.49	46.23	-	-	-	-	57	131	V
4	5.468	42.23	Pk	35.3	-18.1	0	59.43	-	-	68.2	-8.77	57	131	V
3	5.47	36.13	Pk	35.3	-18.2	0	53.23	-	-	68.2	-14.97	57	131	V
7	5.47	28.39	RMS	35.3	-18.2	.49	45.98	-	-	-	-	57	131	V

* - indicates frequency in CFR47 Pt 15 / IC RSS-Restricted Band

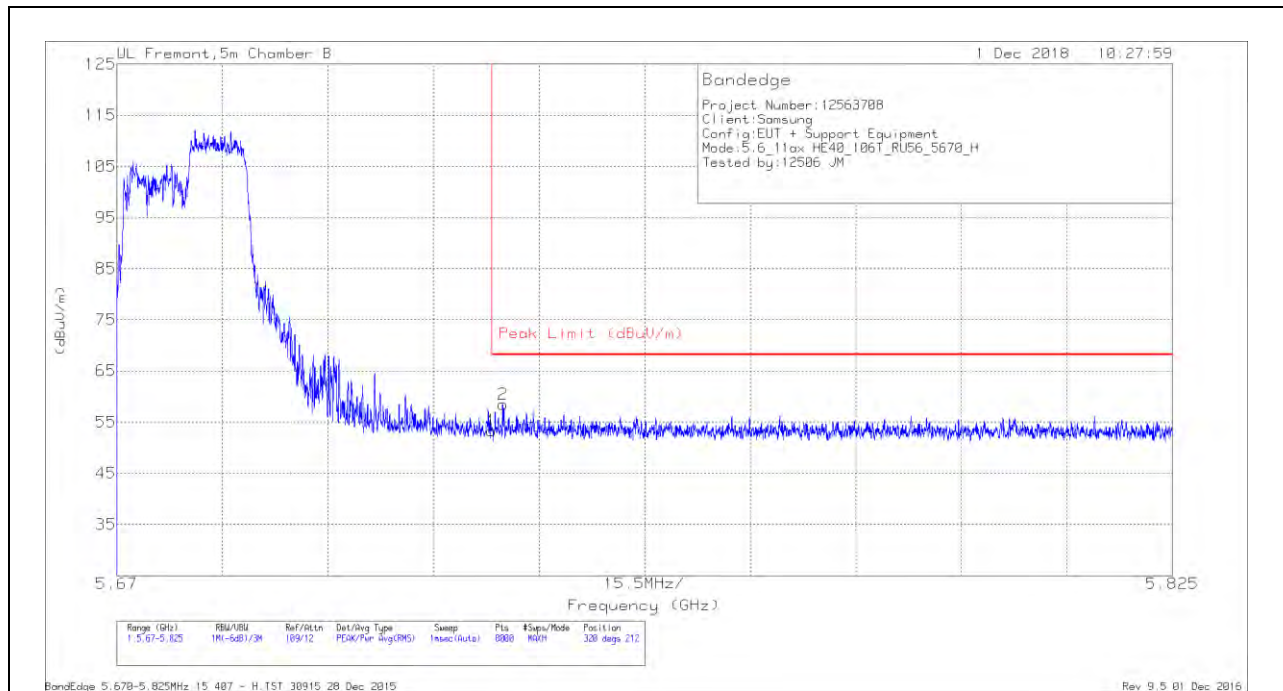
Pk - Peak detector

RMS - RMS detection

2TX Antenna 1 + Antenna 2 OFDMA MODE – 106-Tones, RU Index 56

BANDEDGE (HIGH CHANNEL)

HORIZONTAL RESULT

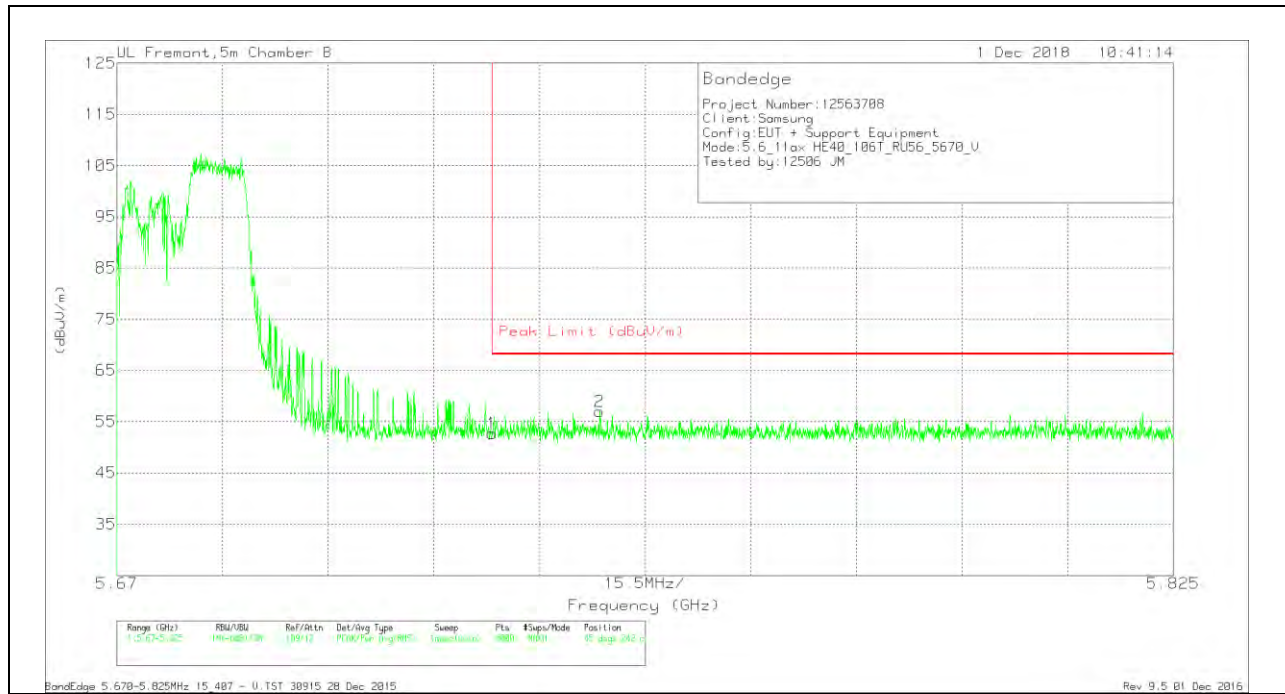


Trace Markers

Marker	Frequency (GHz)	Meter Reading (dBuV)	Det	AF T863 (dB/m)	Amp/Cbl/Filtr/Pad (dB)	Corrected Reading (dBuV/m)	Peak Limit (dBuV/m)	PK Margin (dB)	Azimuth (Degs)	Height (cm)	Polarity
1	5.725	36.68	Pk	35.5	-18.9	53.28	68.2	-14.92	320	212	H
2	5.727	41.66	Pk	35.5	-18.7	58.46	68.2	-9.74	320	212	H

Pk - Peak detector

VERTICAL RESULT



Trace Markers

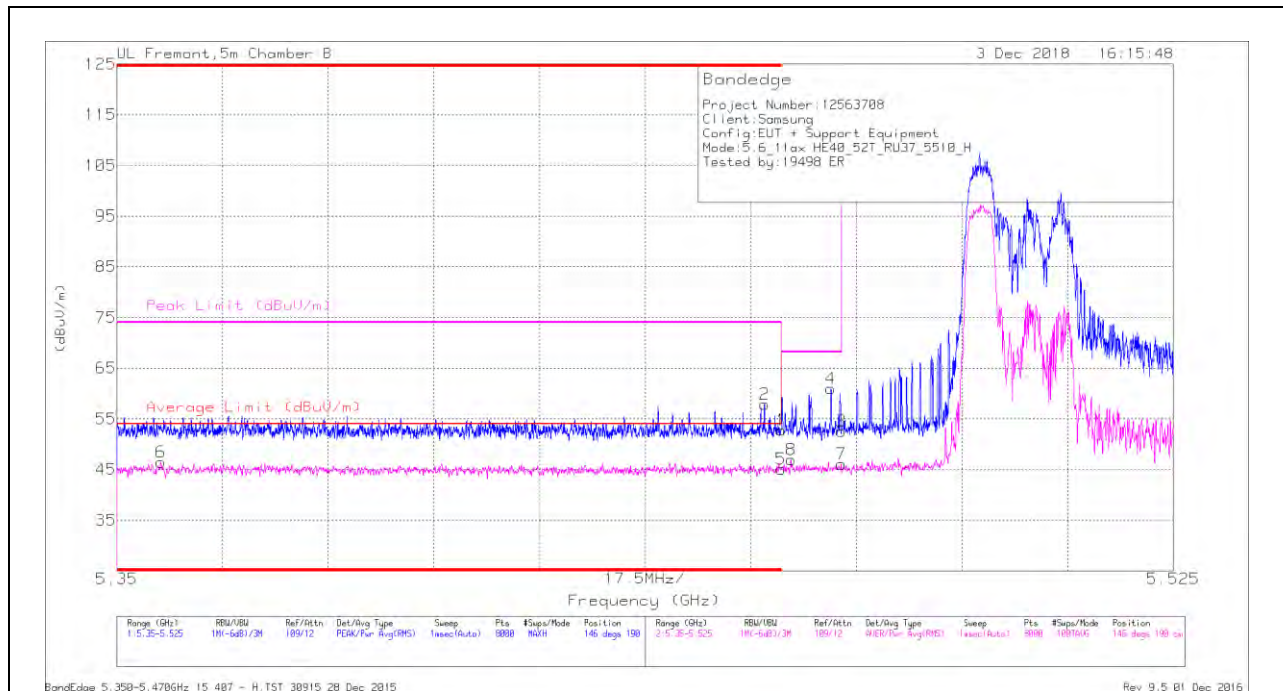
Marker	Frequency (GHz)	Meter Reading (dBuV)	Det	AF T863 (dB/m)	Amp/Cbl/Filtr/Pad (dB)	Corrected Reading (dBuV/m)	Peak Limit (dBuV/m)	PK Margin (dB)	Azimuth (Degs)	Height (cm)	Polarity
1	5.725	36.05	Pk	35.5	-18.9	52.65	68.2	-15.55	85	242	V
2	5.741	40.33	Pk	35.5	-18.8	57.03	68.2	-11.17	85	242	V

Pk - Peak detector

2TX Antenna 1 + Antenna 2 OFDMA MODE – 52-Tones, RU Index 37

BANDEDGE (LOW CHANNEL)

HORIZONTAL RESULT



Trace Markers

Marker	Frequency (GHz)	Meter Reading (dBuV)	Det	AF T863 (dB/m)	Amp/Cb/Fltr/Pad (dB)	DC Corr (dB)	Corrected Reading (dBuV/m)	Average Limit (dBuV/m)	Margin (dB)	Peak Limit (dBuV/m)	PK Margin (dB)	Azimuth (Degs)	Height (cm)	Polarity
6	* 5.357	29.07	RMS	35	-17.8	.21	46.48	54	-7.52	-	-	146	190	H
2	* 5.457	40.81	Pk	35.3	-18.2	0	57.91	-	-	74	-16.09	146	190	H
1	* 5.46	35.57	Pk	35.3	-18.1	0	52.77	-	-	74	-21.23	146	190	H
5	* 5.46	27.72	RMS	35.3	-18.1	.21	45.13	54	-8.87	-	-	146	190	H
8	5.462	29.5	RMS	35.3	-18	.21	47.01	-	-	-	-	146	190	H
4	5.468	43.76	Pk	35.3	-18.1	0	60.96	-	-	68.2	-7.24	146	190	H
3	5.47	35.42	Pk	35.3	-18.2	0	52.52	-	-	68.2	-15.68	146	190	H
7	5.47	28.82	RMS	35.3	-18.2	.21	46.13	-	-	-	-	146	190	H

* - indicates frequency in CFR47 Pt 15 / IC RSS-Restricted Band

Pk - Peak detector

RMS - RMS detection

VERTICAL RESULT



Trace Markers

Marker	Frequency (GHz)	Meter Reading (dBuV)	Det	AF T863 (dB/m)	Amp/Cbl/Filtr/Pad (dB)	DC Corr (dB)	Corrected Reading (dBuV/m)	Average Limit (dBuV/m)	Margin (dB)	Peak Limit (dBuV/m)	PK Margin (dB)	Azimuth (Degs)	Height (cm)	Polarity
2	* 5.355	40.15	Pk	35	-17.7	0	57.45	-	-	74	-16.55	38	173	V
6	* 5.362	28.74	RMS	35.1	-17.8	.21	46.25	54	-7.75	-	-	38	173	V
1	* 5.46	35	Pk	35.3	-18.1	0	52.2	-	-	74	-21.8	38	173	V
5	* 5.46	28.23	RMS	35.3	-18.1	.21	45.64	54	-8.36	-	-	38	173	V
4	5.464	41.16	Pk	35.3	-17.9	0	58.56	-	-	68.2	-9.64	38	173	V
8	5.469	29.08	RMS	35.3	-18.2	.21	46.39	-	-	-	-	38	173	V
3	5.47	35.47	Pk	35.3	-18.2	0	52.57	-	-	68.2	-15.63	38	173	V
7	5.47	27.43	RMS	35.3	-18.2	.21	44.74	-	-	-	-	38	173	V

* - indicates frequency in CFR47 Pt 15 / IC RSS-Restricted Band

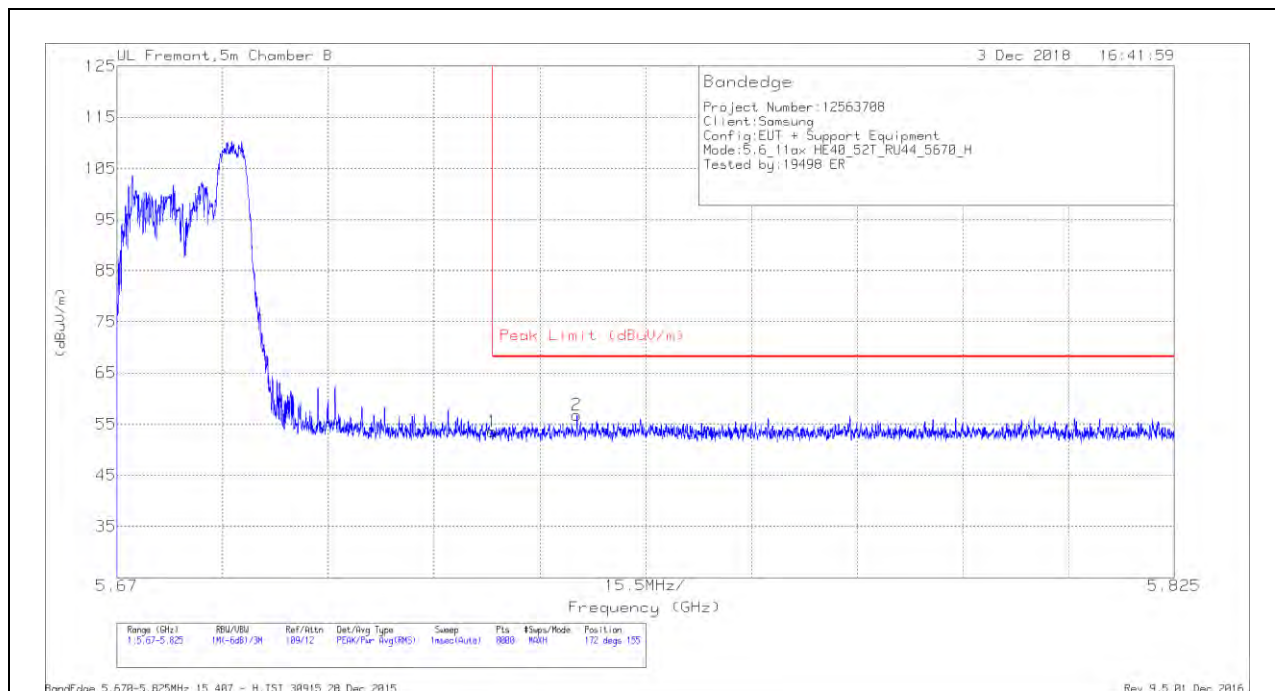
Pk - Peak detector

RMS - RMS detection

2TX Antenna 1 + Antenna 2 OFDMA MODE – 52-Tones, RU Index 44

BANDEDGE (HIGH CHANNEL)

HORIZONTAL RESULT

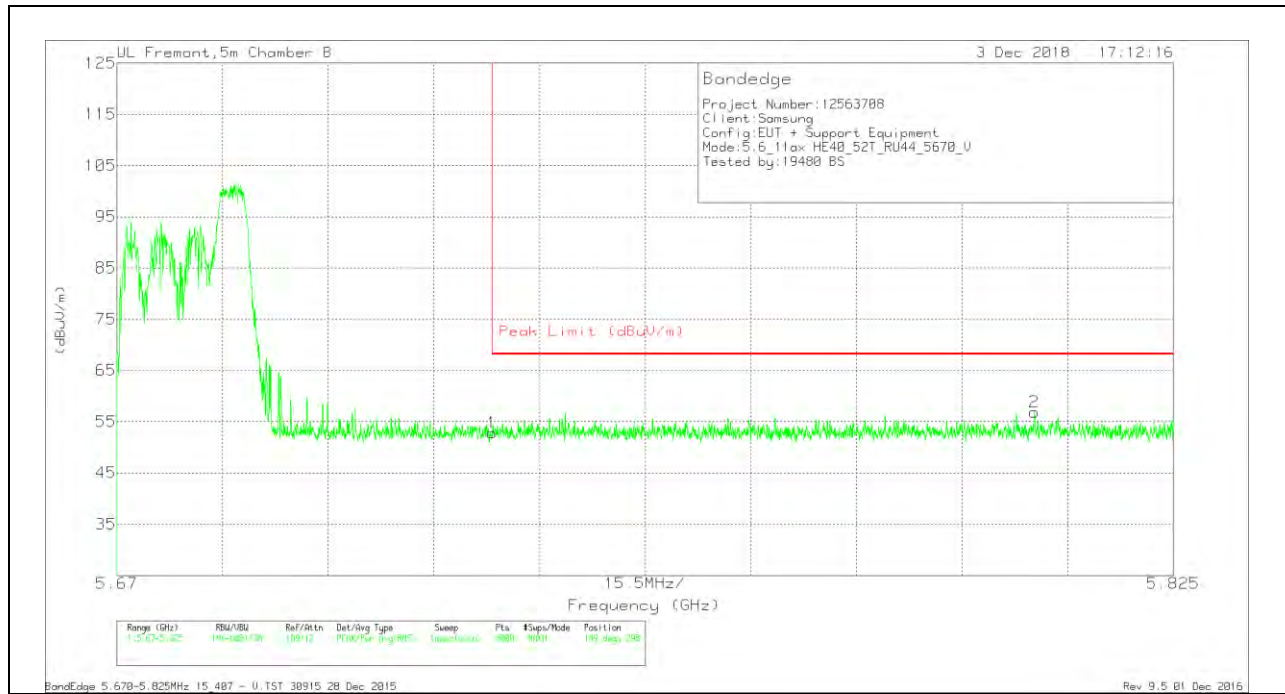


Trace Markers

Marker	Frequency (GHz)	Meter Reading (dBuV)	Det	AF T863 (dB/m)	Amp/Cbl/Filtr/Pad (dB)	Corrected Reading (dBuV/m)	Peak Limit (dBuV/m)	PK Margin (dB)	Azimuth (Degs)	Height (cm)	Polarity
1	5.725	36.92	Pk	35.5	-18.9	53.52	68.2	-14.68	172	155	H
2	5.737	40.01	Pk	35.5	-18.7	56.81	68.2	-11.39	172	155	H

Pk - Peak detector

VERTICAL RESULT



Trace Markers

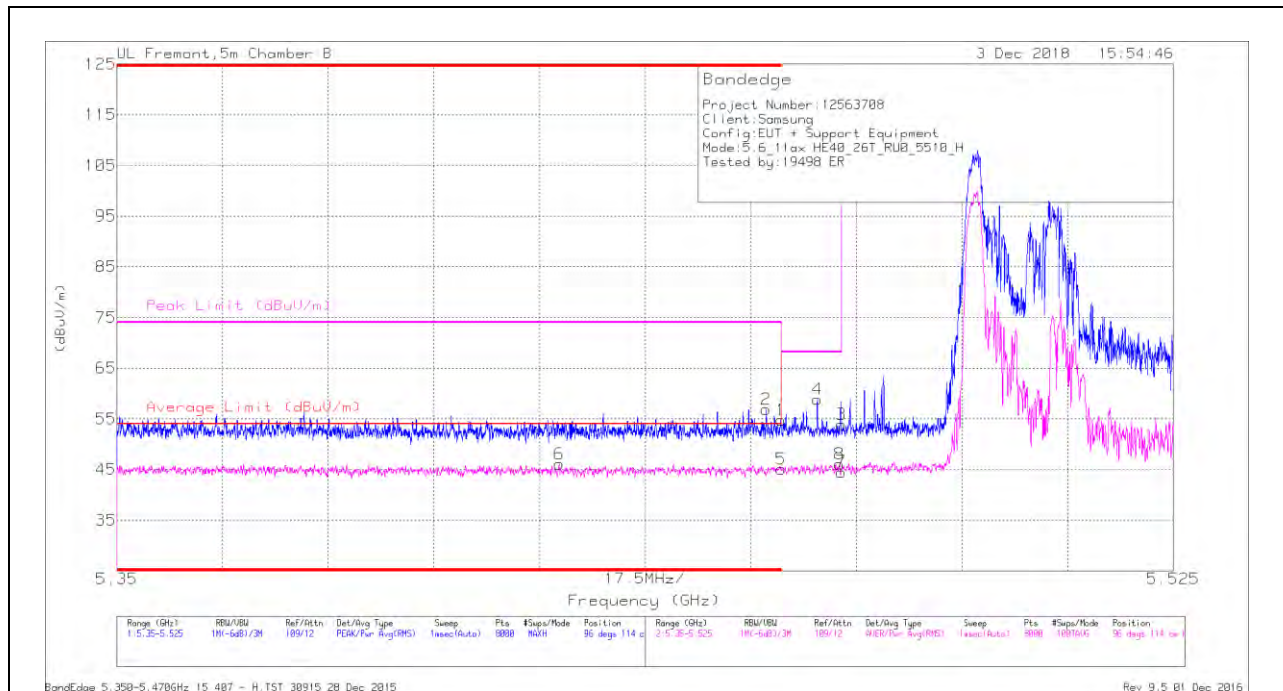
Marker	Frequency (GHz)	Meter Reading (dBuV)	Det	AF T863 (dB/m)	Amp/Cbl/Filtr/Pad (dB)	Corrected Reading (dBuV/m)	Peak Limit (dBuV/m)	PK Margin (dB)	Azimuth (Degs)	Height (cm)	Polarity
1	5.725	36.21	Pk	35.5	-18.9	52.81	68.2	-15.39	149	298	V
2	5.805	39.97	Pk	35.5	-18.6	56.87	68.2	-11.33	149	298	V

Pk - Peak detector

2TX Antenna 1 + Antenna 2 OFDMA MODE – 26-Tones, RU Index 0

BANDEDGE (LOW CHANNEL)

HORIZONTAL RESULT



Trace Markers

Marker	Frequency (GHz)	Meter Reading (dBuV)	Det	AF T863 (dB/m)	Amp/Cb/Fltr/Pad (dB)	DC Corr (dB)	Corrected Reading (dBuV/m)	Average Limit (dBuV/m)	Margin (dB)	Peak Limit (dBuV/m)	PK Margin (dB)	Azimuth (Degs)	Height (cm)	Polarity
6	* 5.423	29.05	RMS	35.2	-18.2	.11	46.16	54	-7.84	-	-	96	114	H
2	* 5.458	39.74	Pk	35.3	-18.2	0	56.84	-	-	74	-17.16	96	114	H
1	* 5.46	37.57	Pk	35.3	-18.1	0	54.77	-	-	74	-19.23	96	114	H
5	* 5.46	27.86	RMS	35.3	-18.1	.11	45.17	54	-8.83	-	-	96	114	H
4	5.466	41.57	Pk	35.3	-18	0	58.87	-	-	68.2	-9.33	96	114	H
3	5.47	36.83	Pk	35.3	-18.2	0	53.93	-	-	68.2	-14.27	96	114	H
7	5.47	27.42	RMS	35.3	-18.2	.11	44.63	-	-	-	-	96	114	H
8	5.47	28.92	RMS	35.3	-18.2	.11	46.13	-	-	-	-	96	114	H

* - indicates frequency in CFR47 Pt 15 / IC RSS-Restricted Band

Pk - Peak detector

RMS - RMS detection

VERTICAL RESULT



Trace Markers

Marker	Frequency (GHz)	Meter Reading (dBuV)	Det	AF T863 (dB/m)	Amp/Cbl/Filtr/Pad (dB)	DC Corr (dB)	Corrected Reading (dBuV/m)	Average Limit (dBuV/m)	Margin (dB)	Peak Limit (dBuV/m)	PK Margin (dB)	Azimuth (Degs)	Height (cm)	Polarity
6	* 5.362	28.74	RMS	35.1	-17.8	.11	46.15	54	-7.85	-	-	61	116	V
2	* 5.38	39.48	Pk	35.1	-17.8	0	56.78	-	-	74	-17.22	61	116	V
1	* 5.46	36.93	Pk	35.3	-18.1	0	54.13	-	-	74	-19.87	61	116	V
5	* 5.46	27.89	RMS	35.3	-18.1	.11	45.2	54	-8.8	-	-	61	116	V
4	5.464	39.09	Pk	35.3	-17.9	0	56.49	-	-	68.2	-11.71	61	116	V
8	5.468	28.59	RMS	35.3	-18.1	.11	45.9	-	-	-	-	61	116	V
3	5.47	36.01	Pk	35.3	-18.2	0	53.11	-	-	68.2	-15.09	61	116	V
7	5.47	27.46	RMS	35.3	-18.2	.11	44.67	-	-	-	-	61	116	V

* - indicates frequency in CFR47 Pt 15 / IC RSS-Restricted Band

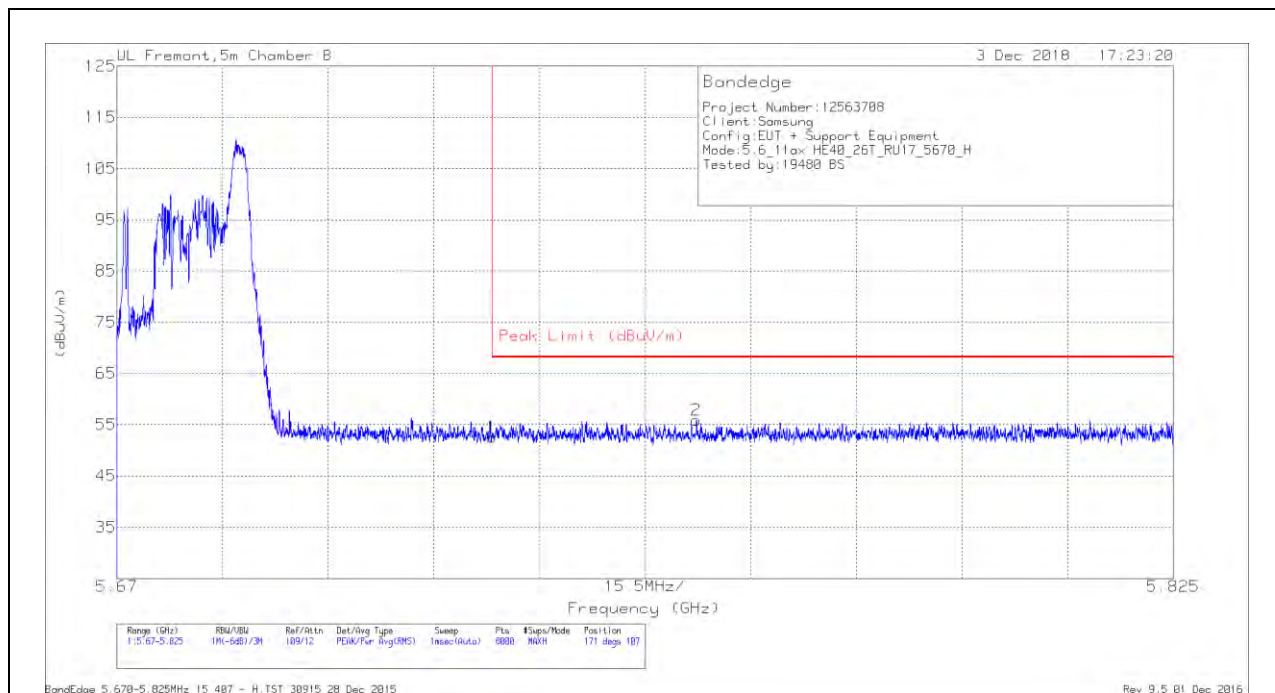
Pk - Peak detector

RMS - RMS detection

2TX Antenna 1 + Antenna 2 OFDMA MODE – 26-Tones, RU Index 17

BANDEDGE (HIGH CHANNEL)

HORIZONTAL RESULT

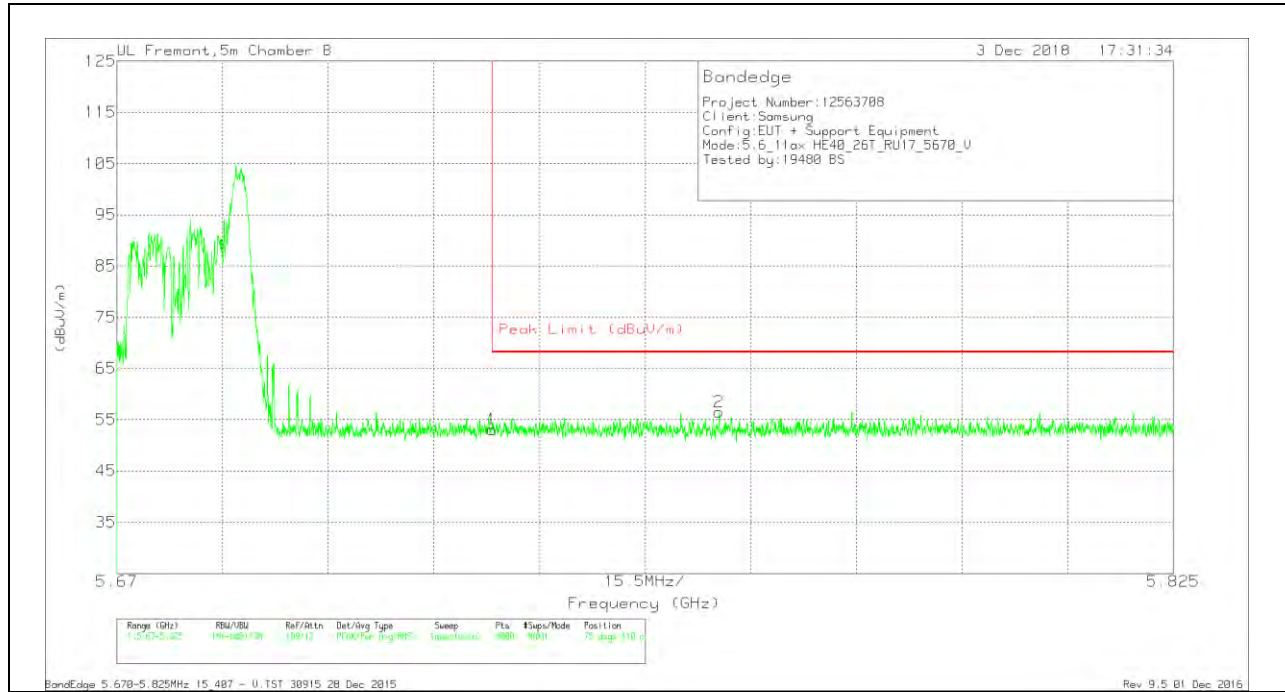


Trace Markers

Marker	Frequency (GHz)	Meter Reading (dBuV)	Det	AF T863 (dB/m)	Amp/Cbl/Filtr/Pad (dB)	Corrected Reading (dBuV/m)	Peak Limit (dBuV/m)	PK Margin (dB)	Azimuth (Degs)	Height (cm)	Polarity
1	5.725	36.02	Pk	35.5	-18.9	52.62	68.2	-15.58	171	107	H
2	5.755	39.19	Pk	35.5	-18.8	55.89	68.2	-12.31	171	107	H

Pk - Peak detector

VERTICAL RESULT



Trace Markers

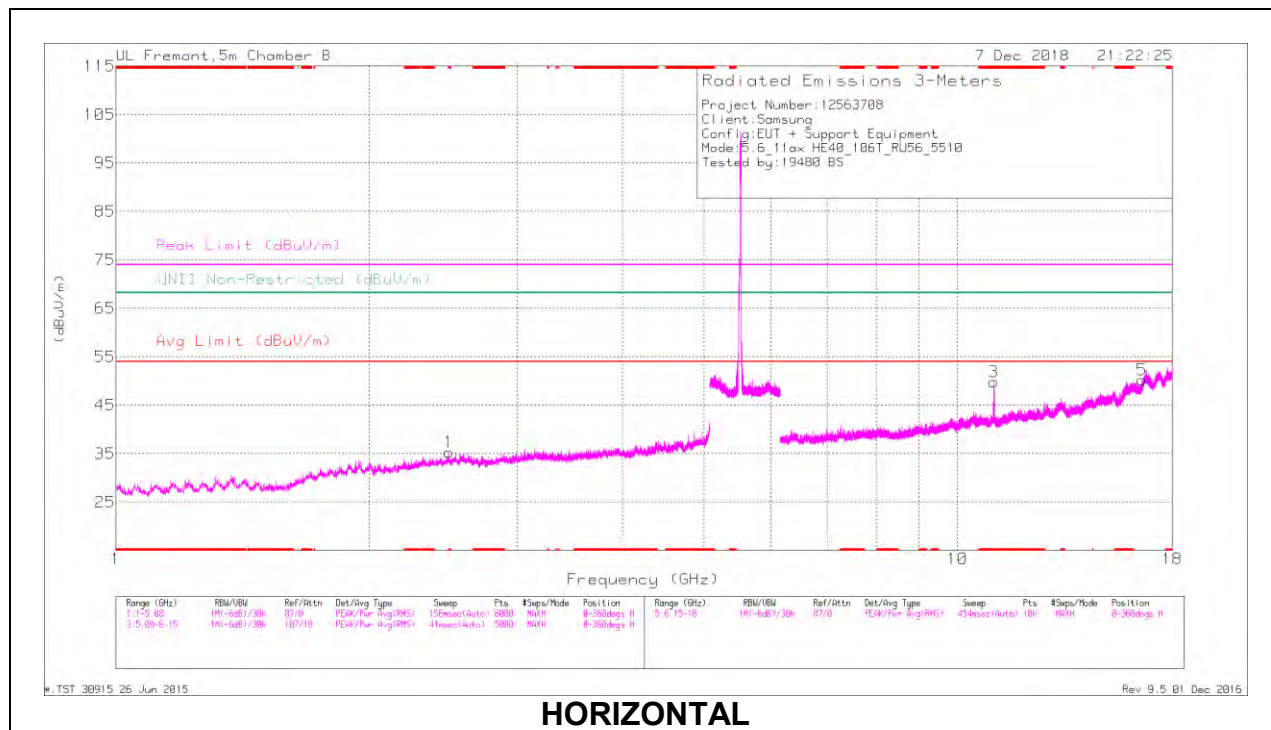
Marker	Frequency (GHz)	Meter Reading (dBuV)	Det	AF T863 (dB/m)	Amp/Cbl/Filtr/Pad (dB)	Corrected Reading (dBuV/m)	Peak Limit (dBuV/m)	PK Margin (dB)	Azimuth (Degs)	Height (cm)	Polarity
1	5.725	36.45	Pk	35.5	-18.9	53.05	68.2	-15.15	75	110	V
2	5.758	39.75	Pk	35.5	-18.7	56.55	68.2	-11.65	75	110	V

Pk - Peak detector

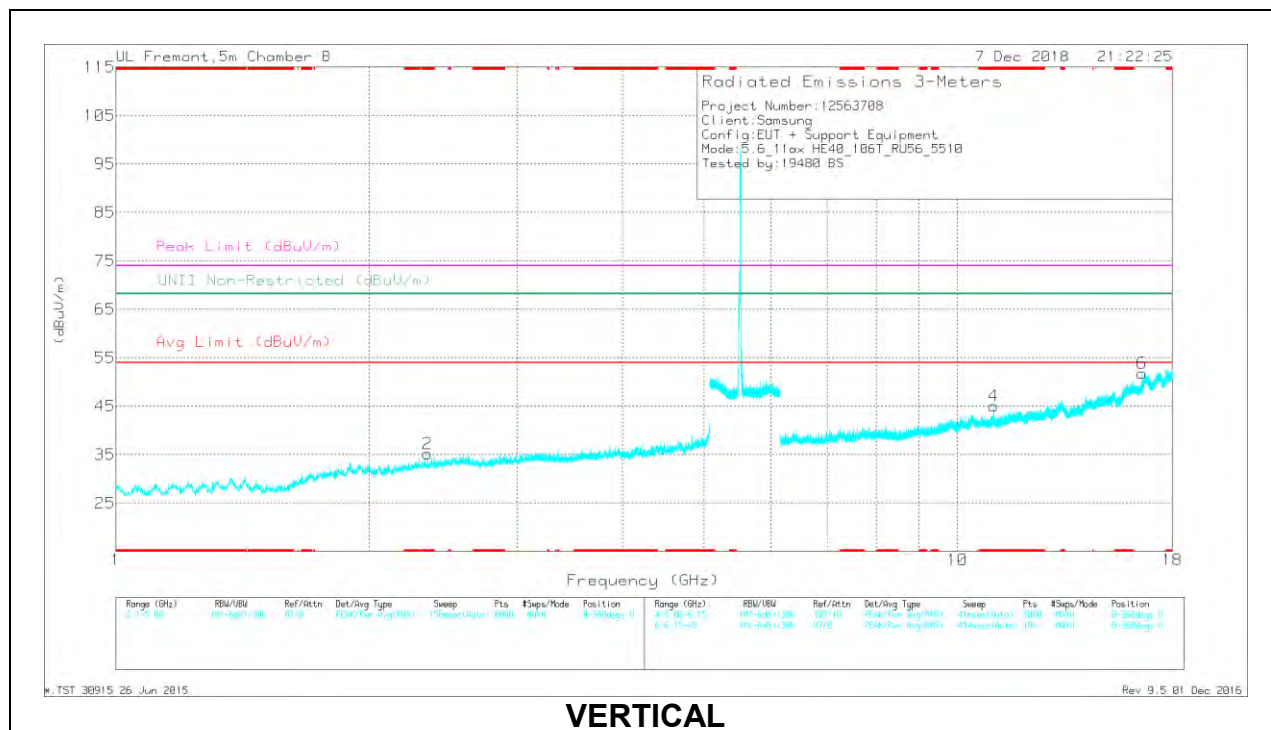
2TX Antenna 1 + Antenna 2 OFDMA MODE – 106-Tones, RU Index 56

HARMONICS AND SPURIOUS EMISSIONS

LOW CHANNEL RESULTS



HORIZONTAL



VERTICAL

RADIATED EMISSIONS

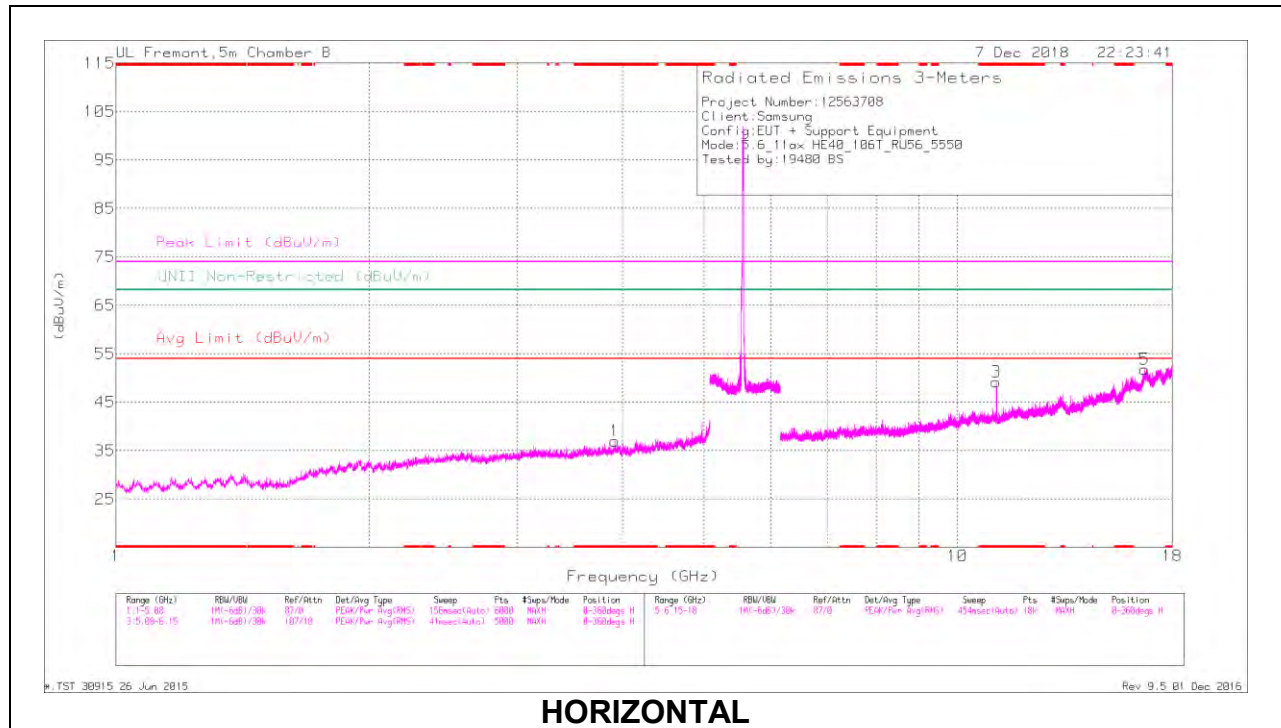
Marker	Frequency (GHz)	Meter Reading (dBuV)	Det	AF T863 (dB/m)	Amp/Cbl/Filtr/Pad (dB)	DC Corr (dB)	Corrected Reading (dBuV/m)	Avg Limit (dBuV/m)	Margin (dB)	Peak Limit (dBuV/m)	PK Margin (dB)	UNII Non-Restricted (dBuV/m)	PK Margin (dB)	Azimuth (Degs)	Height (cm)	Polarity
1	* 2.487	39.95	PK-U	32.6	-32.1	0	40.45	-	-	74	-33.55	-	-	111	170	H
	* 2.485	28.37	ADR	32.6	-32.1	.49	29.36	54	-24.64	-	-	-	-	111	170	H
2	* 2.345	39.97	PK-U	32.2	-32.2	0	39.97	-	-	74	-34.03	-	-	23	191	V
	* 2.348	28.25	ADR	32.2	-32.2	.49	28.74	54	-25.26	-	-	-	-	23	191	V
3	* 11.05	41.42	PK-U	37.9	-22.1	0	57.22	-	-	74	-16.78	-	-	188	242	H
	* 11.05	30.26	ADR	37.9	-22.1	.49	46.55	54	-7.45	-	-	-	-	188	242	H
4	* 11.054	38.22	PK-U	37.9	-22.2	0	53.92	-	-	74	-20.08	-	-	77	117	V
	* 11.05	26.45	ADR	37.9	-22.1	.49	42.74	54	-11.26	-	-	-	-	77	117	V
6	16.574	36	PK-U	43.1	-18.9	0	60.2	-	-	-	-	68.2	-8	177	170	V
5	16.585	31.75	PK-U	43.1	-19	0	55.85	-	-	-	-	68.2	-12.35	220	163	H

* - indicates frequency in CFR47 Pt 15 / IC RSS-Restricted Band

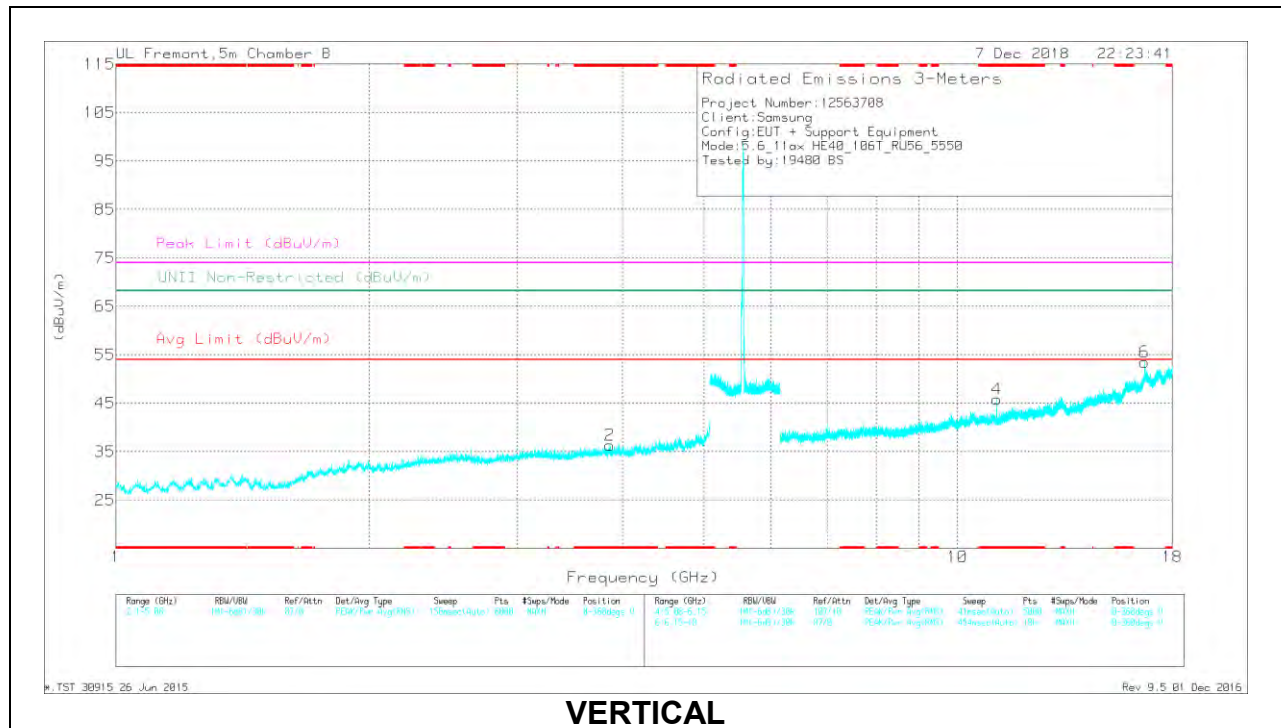
PK-U - U-NII: Maximum Peak

ADR - U-NII AD primary method, RMS average

MID CHANNEL RESULTS



HORIZONTAL



VERTICAL

RADIATED EMISSIONS

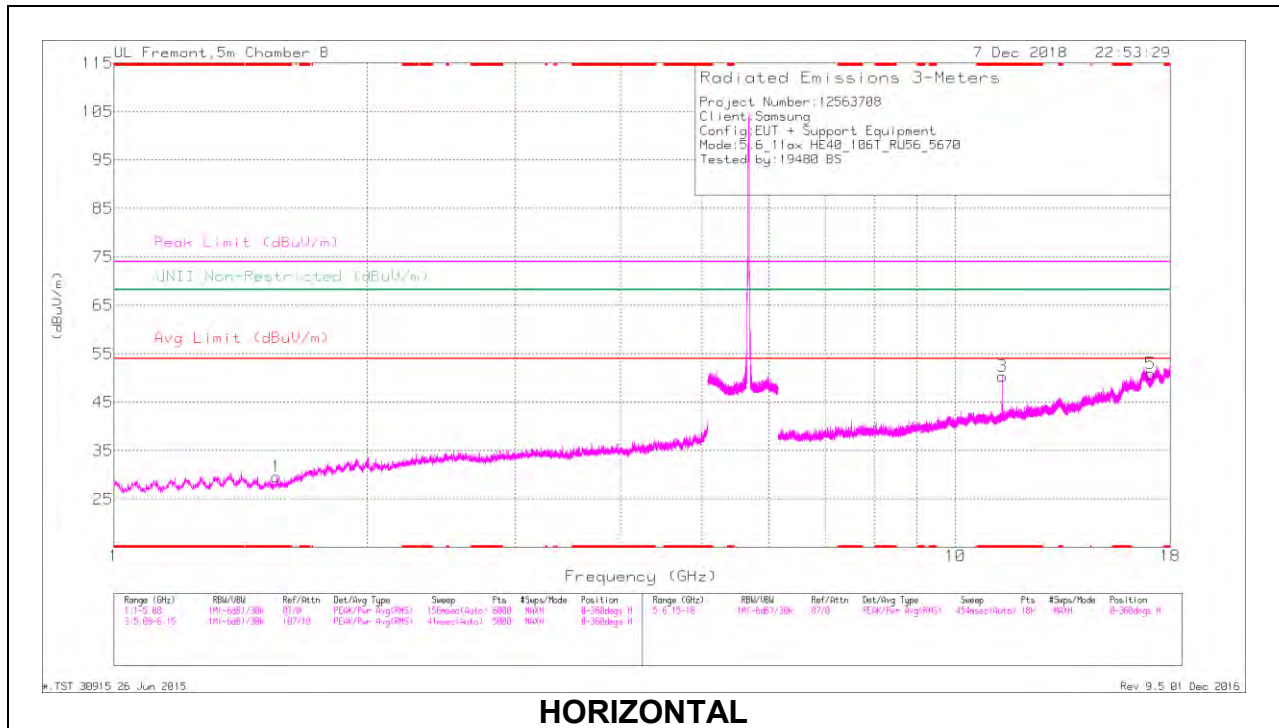
Marker	Frequency (GHz)	Meter Reading (dBuV)	Det	AF T863 (dB/m)	Amp/Cbl/Filtr/Pad (dB)	DC Corr (dB)	Corrected Reading (dBuV/m)	Avg Limit (dBuV/m)	Margin (dB)	Peak Limit (dBuV/m)	PK Margin (dB)	UNII Non-Restricted (dBuV/m)	PK Margin (dB)	Azimuth (Degs)	Height (cm)	Polarity
1	* 3.916	38.82	PK-U	33.4	-30	0	42.22	-	-	74	-31.78	-	-	44	320	H
	* 3.916	27.47	ADR	33.4	-30	.49	31.36	54	-22.64	-	-	-	-	44	320	H
2	* 3.859	40.23	PK-U	33.4	-30.9	0	42.73	-	-	74	-31.27	-	-	152	381	V
	* 3.861	28.37	ADR	33.4	-30.9	.49	31.36	54	-22.64	-	-	-	-	152	381	V
3	* 11.13	41.29	PK-U	37.9	-22.9	0	56.29	-	-	74	-17.71	-	-	189	247	H
	* 11.13	30.05	ADR	37.9	-22.9	.49	45.54	54	-8.46	-	-	-	-	189	247	H
4	* 11.132	36.83	PK-U	37.9	-22.9	0	51.83	-	-	74	-22.17	-	-	79	115	V
	* 11.13	25.59	ADR	37.9	-22.9	.49	41.08	54	-12.92	-	-	-	-	79	115	V
5	16.681	30.76	PK-U	44.1	-18	0	56.86	-	-	-	-	68.2	-11.34	253	195	H
6	16.7	34.67	PK-U	44.4	-17.7	0	61.37	-	-	-	-	68.2	-6.83	200	123	V

* - indicates frequency in CFR47 Pt 15 / IC RSS-Restricted Band

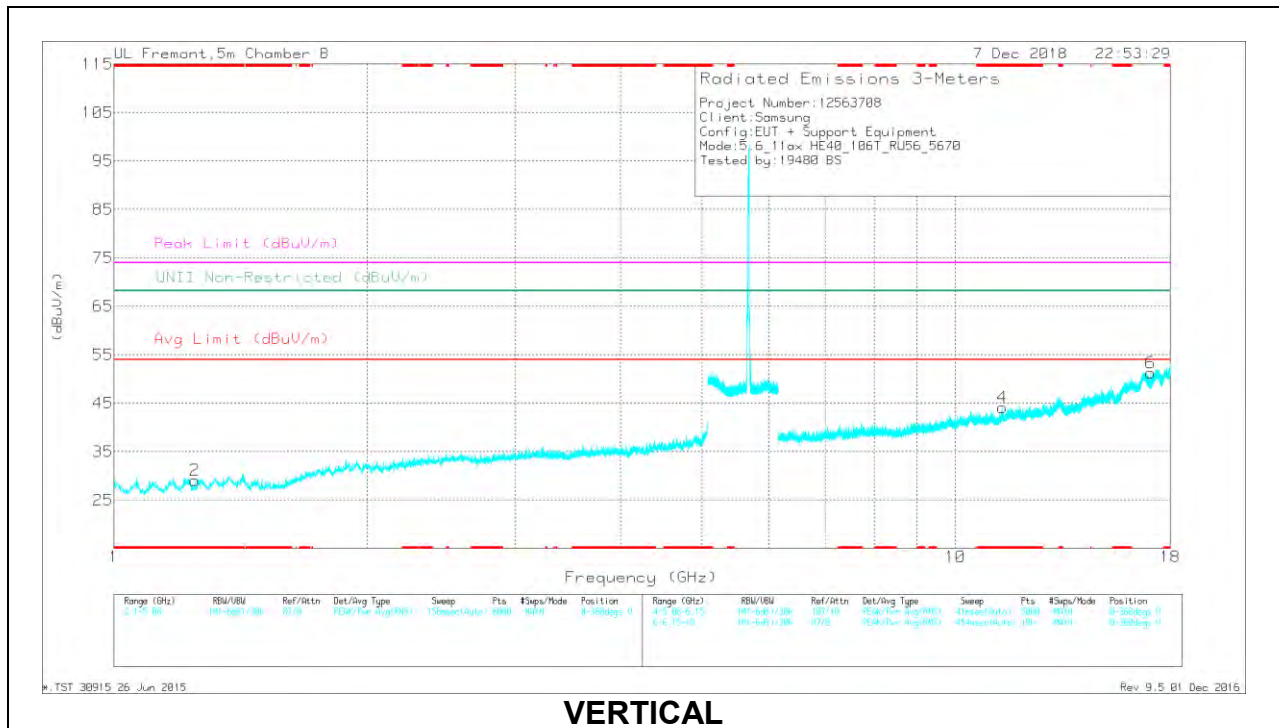
PK-U - U-NII: Maximum Peak

ADR - U-NII AD primary method, RMS average

HIGH CHANNEL RESULTS



HORIZONTAL



VERTICAL

RADIATED EMISSIONS

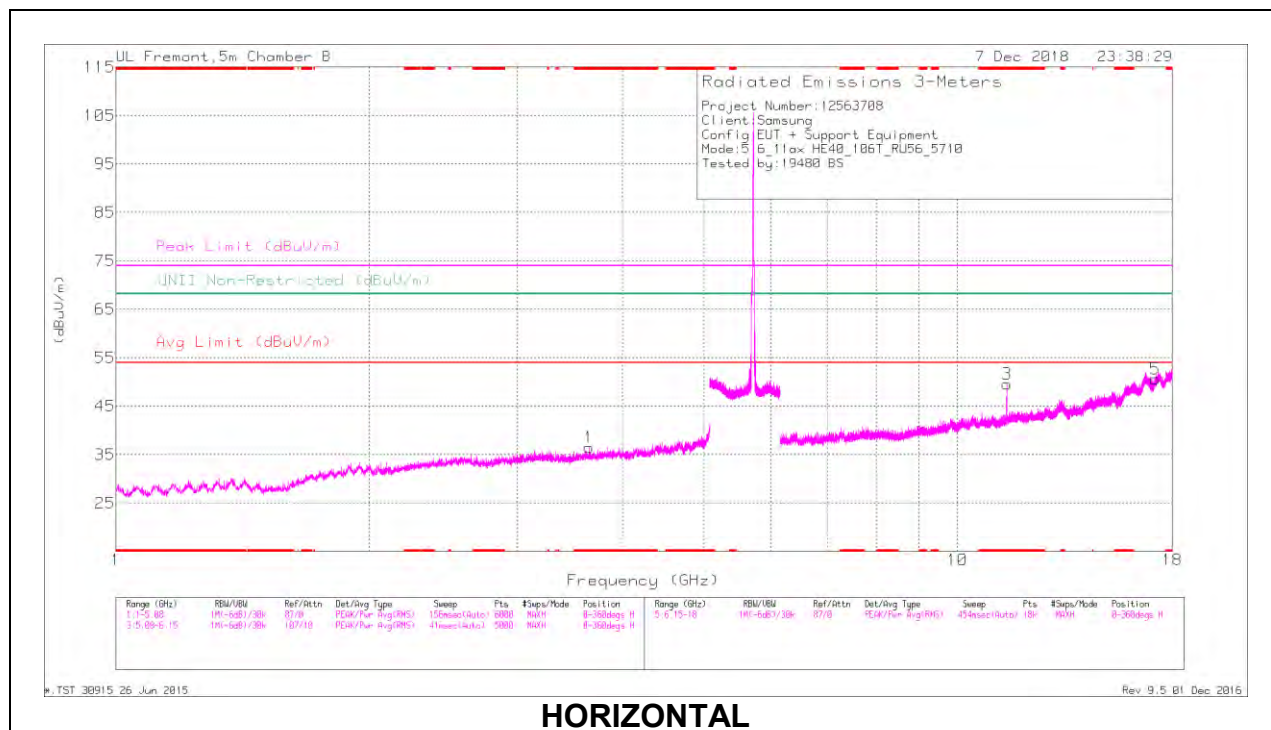
Marker	Frequency (GHz)	Meter Reading (dBuV)	Det	AF T863 (dB/m)	Amp/Cbl/Filtr/Pad (dB)	DC Corr (dB)	Corrected Reading (dBuV/m)	Avg Limit (dBuV/m)	Margin (dB)	Peak Limit (dBuV/m)	PK Margin (dB)	UNII Non-Restricted (dBuV/m)	PK Margin (dB)	Azimuth (Degs)	Height (cm)	Polarity
1	* 1.561	41.75	PK-U	27.7	-33.9	0	35.55	-	-	74	-38.45	-	-	48	331	H
	* 1.561	29.74	ADR	27.7	-33.9	.49	24.03	54	-29.97	-	-	-	-	48	331	H
2	* 1.249	41.27	PK-U	28.3	-34.3	0	35.27	-	-	74	-38.73	-	-	270	181	V
	* 1.246	28.97	ADR	28.3	-34.3	.49	23.46	54	-30.54	-	-	-	-	270	181	V
3	* 11.371	42.85	PK-U	38.3	-22.6	0	58.55	-	-	74	-15.45	-	-	185	102	H
	* 11.37	27.86	ADR	38.3	-22.6	.49	44.05	54	-9.95	-	-	-	-	185	102	H
4	* 11.387	33.78	PK-U	38.4	-22.6	0	49.58	-	-	74	-24.42	-	-	50	288	V
	* 11.37	21.73	ADR	38.3	-22.6	.49	37.94	54	-16.06	-	-	-	-	50	288	V
5	17.053	31.36	PK-U	43.3	-18.5	0	56.16	-	-	-	-	68.2	-12.04	198	346	H
6	17.053	33.84	PK-U	43.3	-18.5	0	58.64	-	-	-	-	68.2	-9.56	195	307	V

* - indicates frequency in CFR47 Pt 15 / IC RSS-Restricted Band

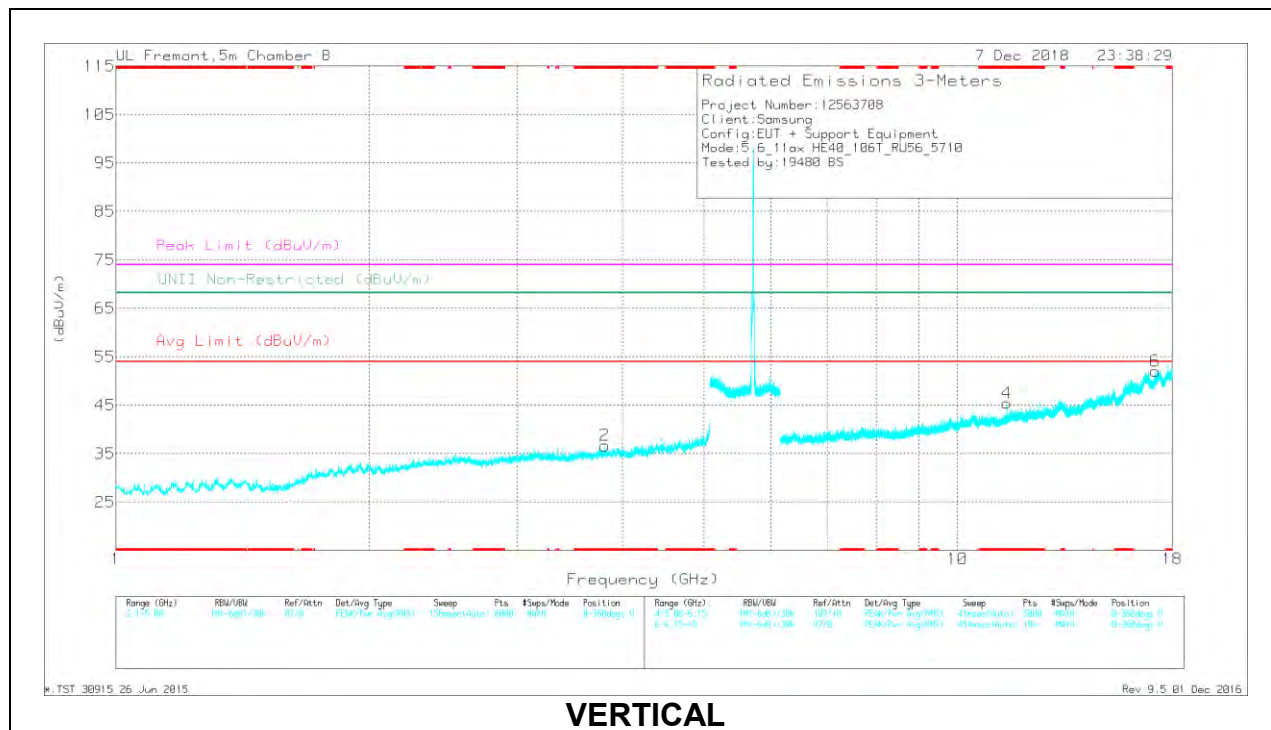
PK-U - U-NII: Maximum Peak

ADR - U-NII AD primary method, RMS average

CHANNEL 142 RESULTS



HORIZONTAL



VERTICAL

RADIATED EMISSIONS

Marker	Frequency (GHz)	Meter Reading (dBuV)	Det	AF T863 (dB/m)	Amp/Cbl/Filtr/Pad (dB)	DC Corr (dB)	Corrected Reading (dBuV/m)	Avg Limit (dBuV/m)	Margin (dB)	Peak Limit (dBuV/m)	PK Margin (dB)	UNII Non-Restricted (dBuV/m)	PK Margin (dB)	Azimuth (Degs)	Height (cm)	Polarity
1	* 3.649	39.46	PK-U	33.3	-31	0	41.76	-	-	74	-32.24	-	-	188	209	H
	* 3.651	28.11	ADR	33.3	-31.1	.49	30.8	54	-23.2	-	-	-	-	188	209	H
2	* 3.81	40.21	PK-U	33.4	-30.6	0	43.01	-	-	74	-30.99	-	-	5	276	V
	* 3.811	28.33	ADR	33.4	-30.6	.49	31.62	54	-22.38	-	-	-	-	5	276	V
3	* 11.452	41.65	PK-U	38.4	-22.6	0	57.45	-	-	74	-16.55	-	-	82	107	H
	* 11.45	29.29	ADR	38.4	-22.6	.49	45.58	54	-8.42	-	-	-	-	82	107	H
4	* 11.45	36.75	PK-U	38.4	-22.6	0	52.55	-	-	74	-21.45	-	-	150	204	V
	* 11.449	24.85	ADR	38.4	-22.6	.49	41.14	54	-12.86	-	-	-	-	150	204	V
5	17.165	31.93	PK-U	43.6	-18.6	0	56.93	-	-	-	-	68.2	-11.27	347	340	H
6	17.176	35.36	PK-U	43.6	-18.6	0	60.36	-	-	-	-	68.2	-7.84	172	226	V

* - indicates frequency in CFR47 Pt 15 / IC RSS-Restricted Band

PK-U - U-NII: Maximum Peak

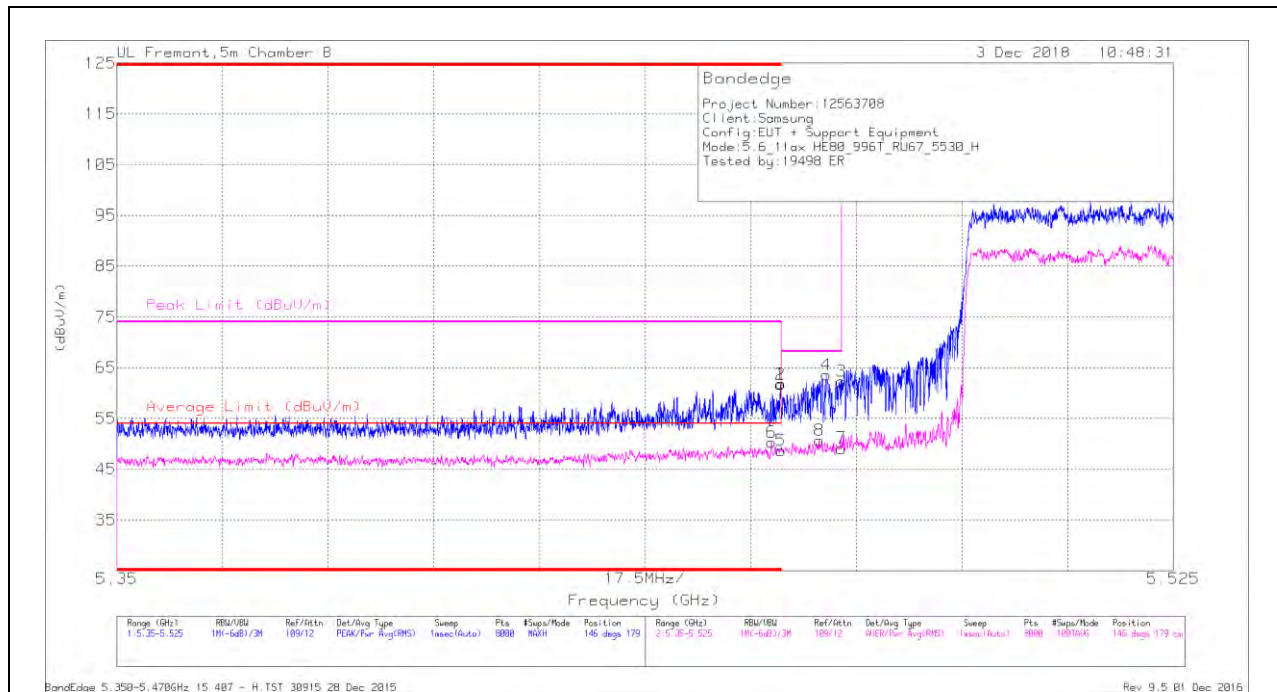
ADR - U-NII AD primary method, RMS average

9.1.21. TX ABOVE 1 GHz 802.11ax HE80 MODE IN THE 5.6 GHz BAND

2TX Antenna 1 + Antenna 2 OFDMA MODE – 996-Tones, RU Index 67

BANDEDGE (LOW CHANNEL)

HORIZONTAL RESULT



Trace Markers

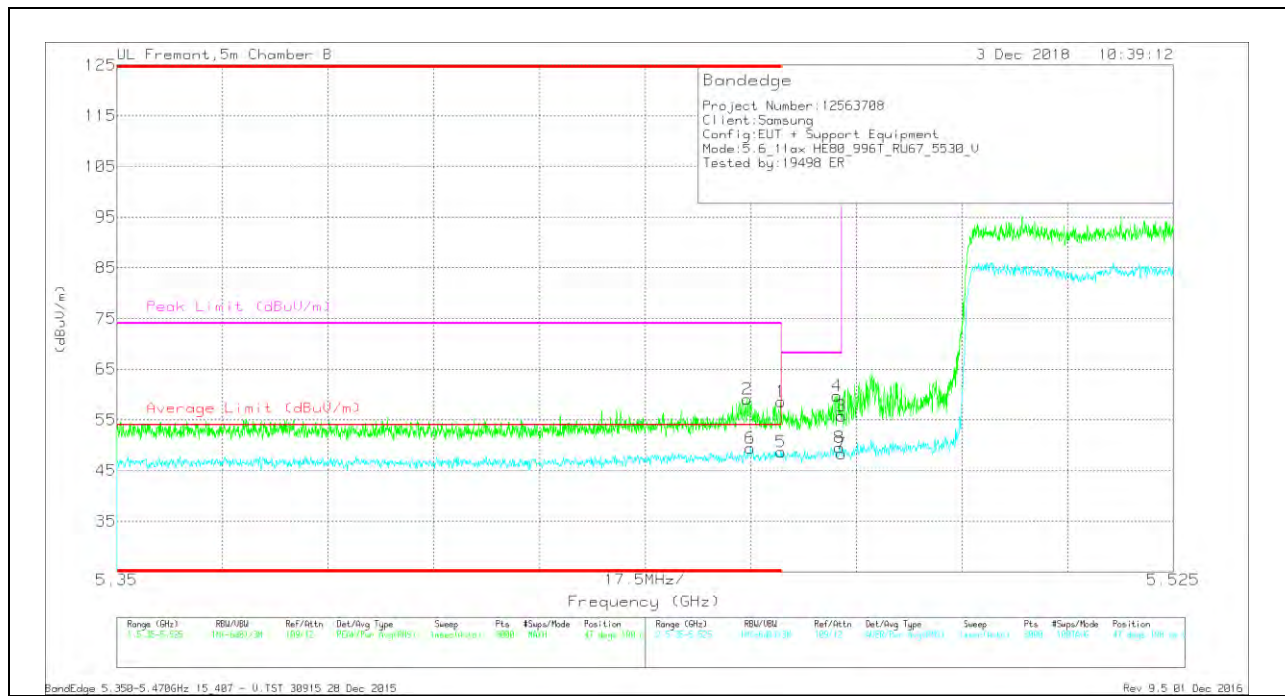
Marker	Frequency (GHz)	Meter Reading (dBuV)	Det	AF T863 (dB/m)	Amp/CbI/Filtr/Pad (dB)	DC Corr (dB)	Corrected Reading (dBuV/m)	Average Limit (dBuV/m)	Margin (dB)	Peak Limit (dBuV/m)	PK Margin (dB)	Azimuth (Degs)	Height (cm)	Polarity
6	* 5.458	31.28	RMS	35.3	-18.2	1.92	50.3	54	-3.7	-	-	146	179	H
1	* 5.46	44.63	Pk	35.3	-18.1	0	61.83	-	-	74	-12.17	146	179	H
2	* 5.46	44.54	Pk	35.3	-18.1	0	61.74	-	-	74	-12.26	146	179	H
5	* 5.46	29.63	RMS	35.3	-18.1	1.92	48.75	54	-5.25	-	-	146	179	H
8	5.466	31.59	RMS	35.3	-18.1	1.92	50.71	-	-	-	-	146	179	H
4	5.468	46.47	Pk	35.3	-18.2	0	63.57	-	-	68.2	-4.63	146	179	H
3	5.47	45.18	Pk	35.3	-18.2	0	62.28	-	-	68.2	-5.92	146	179	H
7	5.47	30.14	RMS	35.3	-18.2	1.92	49.16	-	-	-	-	146	179	H

* - indicates frequency in CFR47 Pt 15 / IC RSS-Restricted Band

Pk - Peak detector

RMS - RMS detection

VERTICAL RESULT



Trace Markers

Marker	Frequency (GHz)	Meter Reading (dBuV)	Det	AF T863 (dB/m)	Amp/Cbl/Filtr/Pad (dB)	DC Corr (dB)	Corrected Reading (dBuV/m)	Average Limit (dBuV/m)	Margin (dB)	Peak Limit (dBuV/m)	PK Margin (dB)	Azimuth (Degs)	Height (cm)	Polarity
2	* 5.454	42.07	Pk	35.3	-18.3	0	59.07	-	-	74	-14.93	47	188	V
6	* 5.455	30.38	RMS	35.3	-18.1	1.92	49.5	54	-4.5	-	-	47	188	V
1	* 5.46	41.37	Pk	35.3	-18.1	0	58.57	-	-	74	-15.43	47	188	V
5	* 5.46	29.56	RMS	35.3	-18.1	1.92	48.68	54	-5.32	-	-	47	188	V
4	5.469	42.62	Pk	35.3	-18.2	0	59.72	-	-	68.2	-8.48	47	188	V
3	5.47	38.67	Pk	35.3	-18.2	0	55.77	-	-	68.2	-12.43	47	188	V
7	5.47	29.37	RMS	35.3	-18.2	1.92	48.39	-	-	-	-	47	188	V
8	5.47	30.58	RMS	35.3	-18.2	1.92	49.6	-	-	-	-	47	188	V

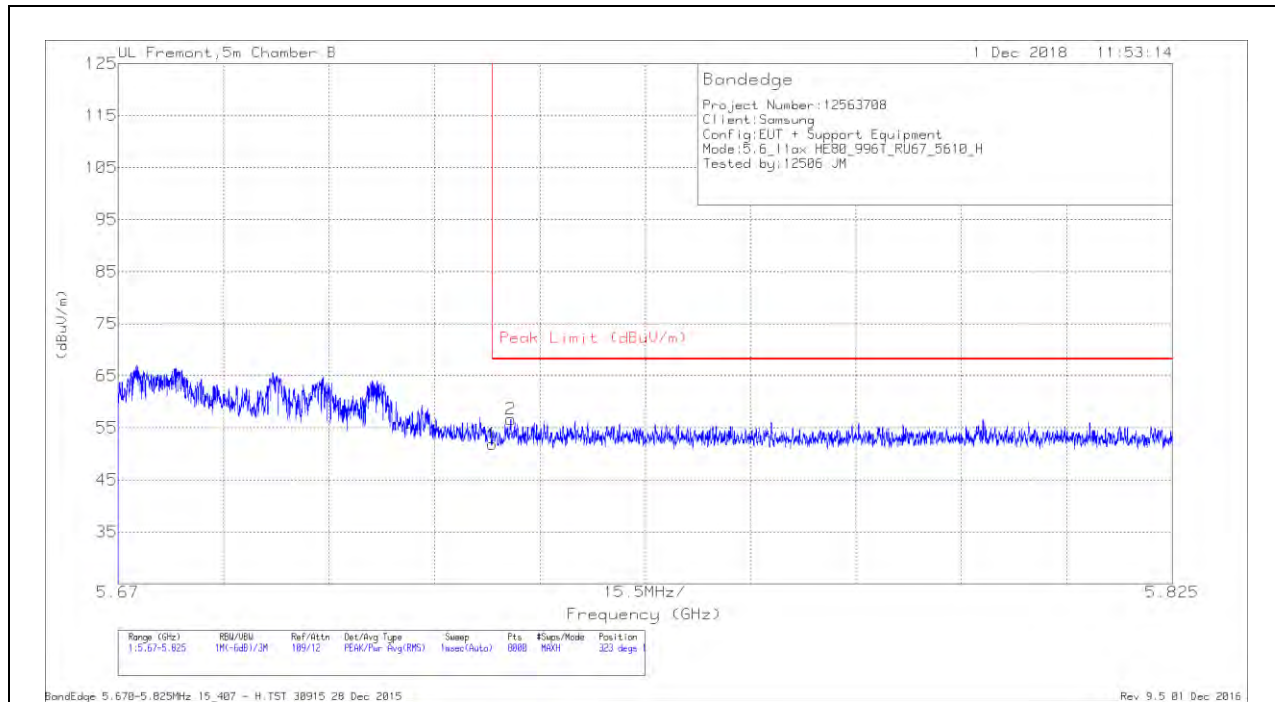
* - indicates frequency in CFR47 Pt 15 / IC RSS-Restricted Band

Pk - Peak detector

RMS - RMS detection

BANDEDGE (HIGH CHANNEL)

HORIZONTAL RESULT

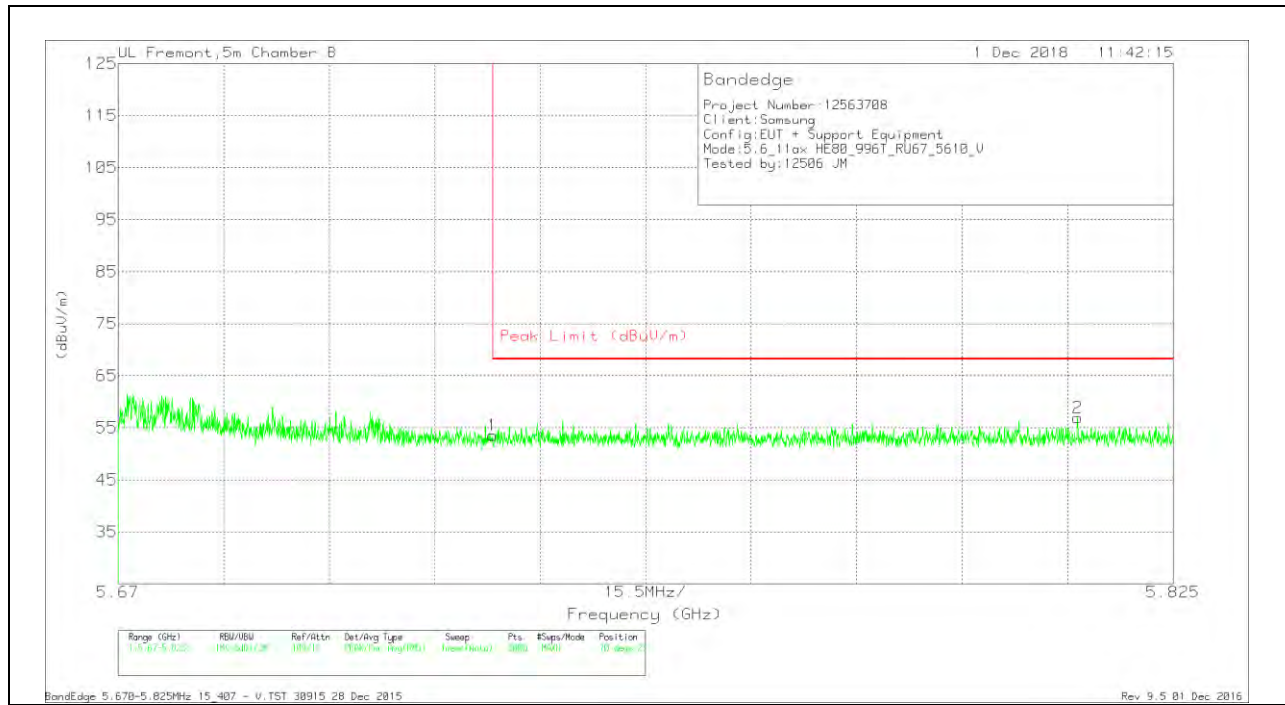


Trace Markers

Marker	Frequency (GHz)	Meter Reading (dBuV)	Det	AF T863 (dB/m)	Amp/Cbl/Filtr/Pad (dB)	Corrected Reading (dBuV/m)	Peak Limit (dBuV/m)	PK Margin (dB)	Azimuth (Degs)	Height (cm)	Polarity
1	5.725	35.28	Pk	35.5	-18.9	51.88	68.2	-16.32	323	197	H
2	5.728	39.94	Pk	35.5	-18.8	56.64	68.2	-11.56	323	197	H

Pk - Peak detector

VERTICAL RESULT



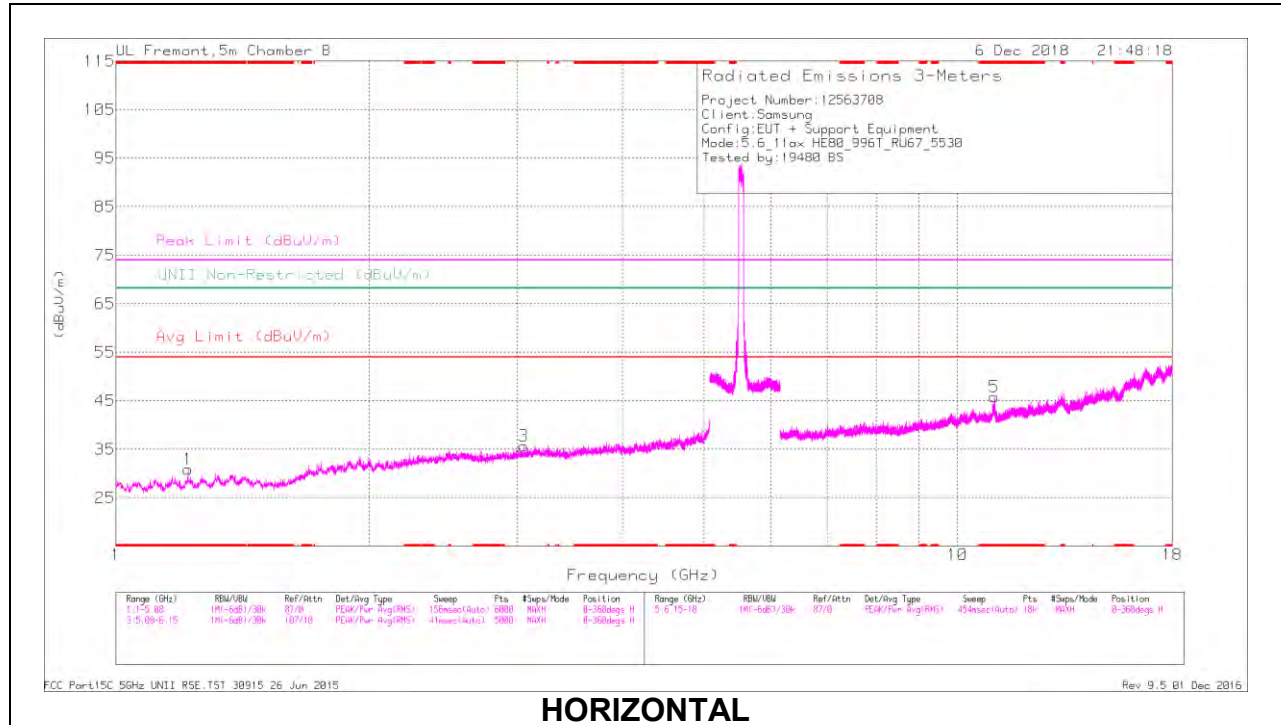
Trace Markers

Marker	Frequency (GHz)	Meter Reading (dBuV)	Det	AF T863 (dB/m)	Amp/Cbl/Filtr/Pad (dB)	Corrected Reading (dBuV/m)	Peak Limit (dBuV/m)	PK Margin (dB)	Azimuth (Degs)	Height (cm)	Polarity
1	5.725	36.93	Pk	35.5	-18.9	53.53	68.2	-14.67	70	256	V
2	5.811	39.93	Pk	35.5	-18.5	56.93	68.2	-11.27	70	256	V

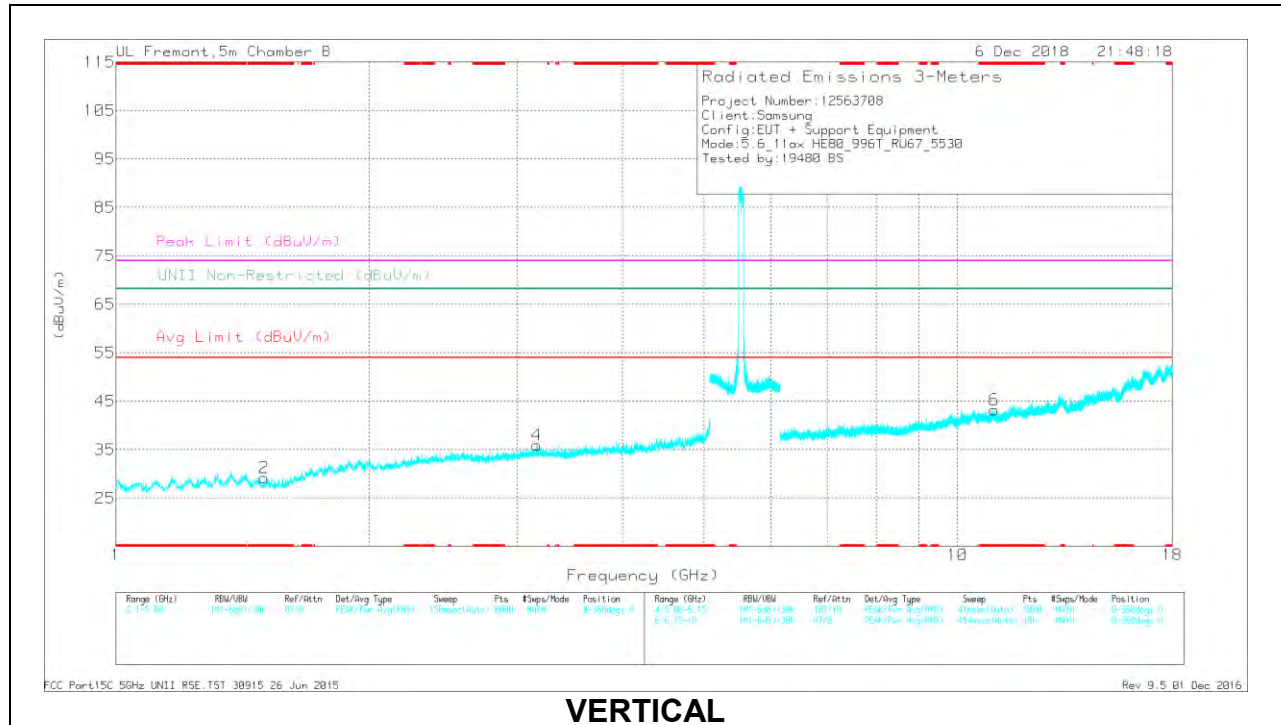
Pk - Peak detector

HARMONICS AND SPURIOUS EMISSIONS

LOW CHANNEL RESULTS



HORIZONTAL



VERTICAL

RADIATED EMISSIONS

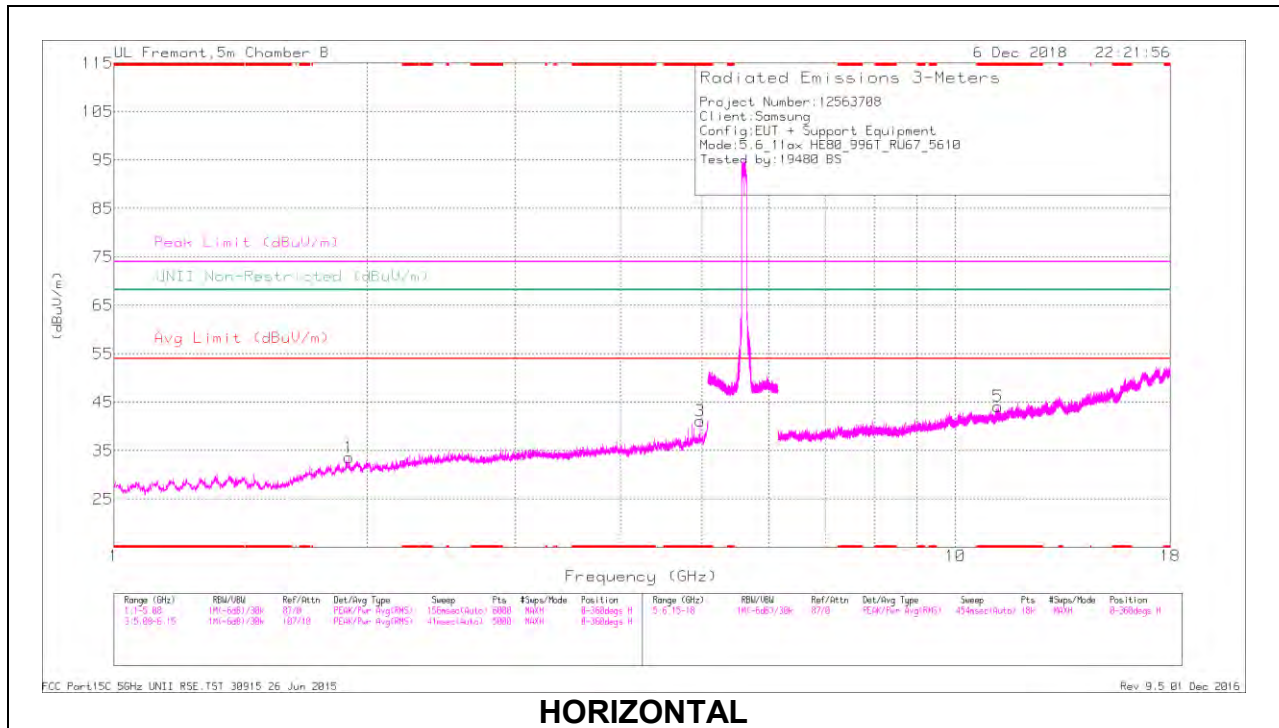
Marker	Frequency (GHz)	Meter Reading (dBuV)	Det	AF T863 (dB/m)	Amp/Cbl/Filtr/Pad (dB)	DC Corr (dB)	Corrected Reading (dBuV/m)	Avg Limit (dBuV/m)	Margin (dB)	Peak Limit (dBuV/m)	PK Margin (dB)	UNII Non-Restricted (dBuV/m)	PK Margin (dB)	Azimuth (Degs)	Height (cm)	Polarity
1	* 1.218	42.18	PK-U	28.2	-34.2	0	36.18	-	-	74	-37.82	-	-	321	352	H
	* 1.22	30.1	ADR	28.3	-34.2	1.92	26.12	54	-27.88	-	-	-	-	321	352	H
2	* 1.5	41.29	PK-U	27.7	-33.8	0	35.19	-	-	74	-38.81	-	-	103	220	V
	* 1.501	29.03	ADR	27.7	-33.8	1.92	24.85	54	-29.15	-	-	-	-	103	220	V
5	* 11.075	35.72	PK-U	37.8	-22.4	0	51.12	-	-	74	-22.88	-	-	159	299	H
	* 11.07	23.28	ADR	37.9	-22.3	1.92	40.8	54	-13.2	-	-	-	-	159	299	H
6	* 11.076	34.22	PK-U	37.8	-22.4	0	49.62	-	-	74	-24.38	-	-	64	108	V
	* 11.071	22.44	ADR	37.9	-22.3	1.2	39.96	54	-14.04	-	-	-	-	64	108	V
3	3.05	39.96	PK-U	33	-31.3	0	41.66	-	-	-	-	68.2	-26.54	340	134	H
4	3.16	39.18	PK-U	33.1	-30.9	0	41.38	-	-	-	-	68.2	-26.82	201	395	V

* - indicates frequency in CFR47 Pt 15 / IC RSS-Restricted Band

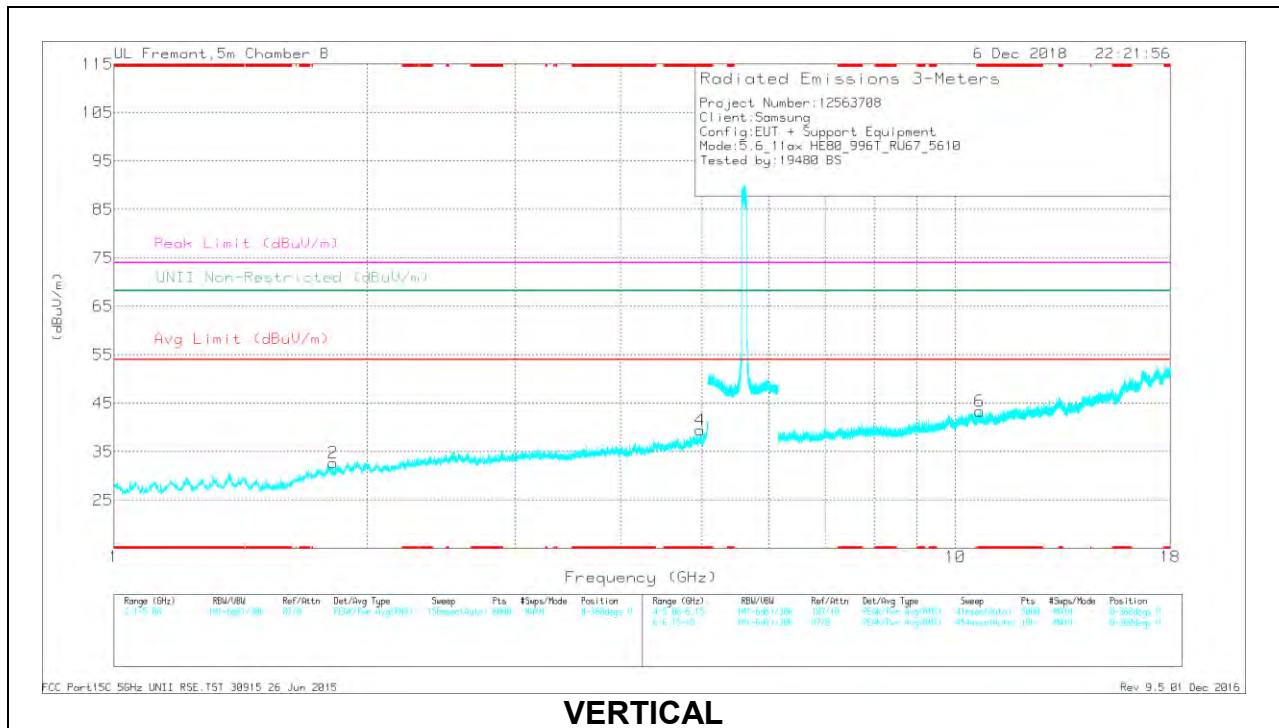
PK-U - U-NII: Maximum Peak

ADR - U-NII AD primary method, RMS average

HIGH CHANNEL RESULTS



HORIZONTAL



VERTICAL

RADIATED EMISSIONS

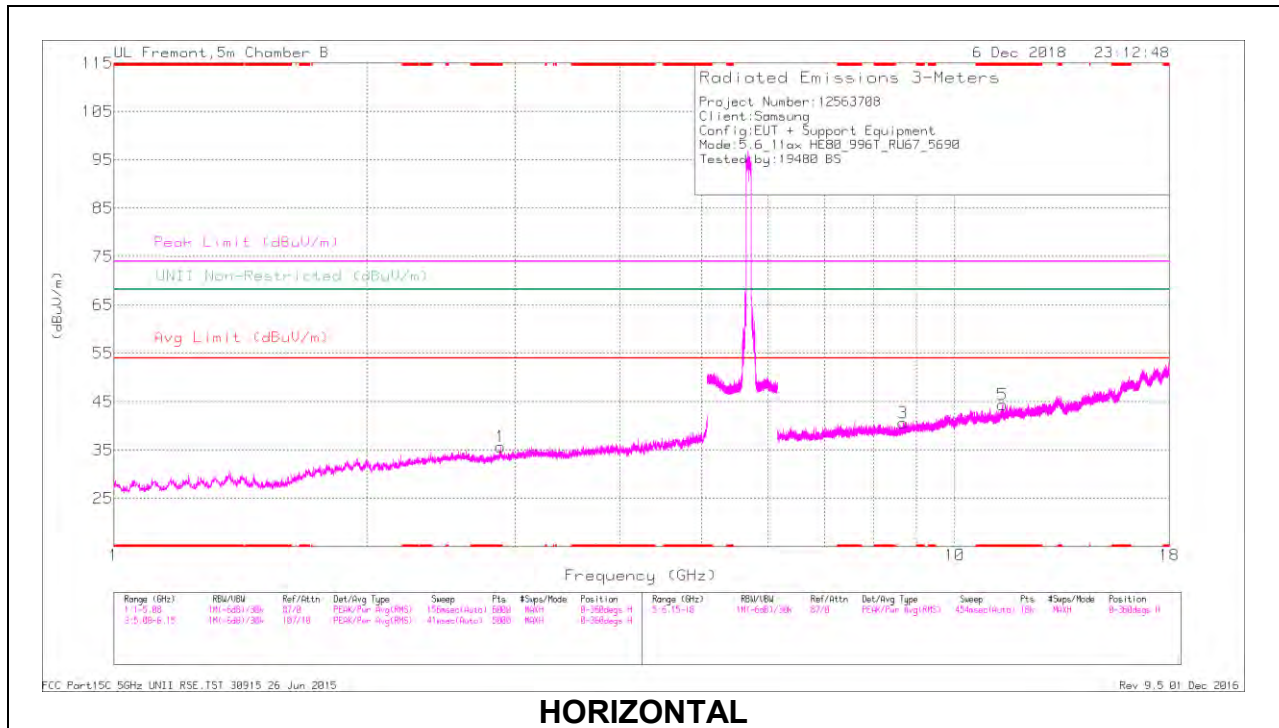
Marker	Frequency (GHz)	Meter Reading (dBuV)	Det	AF T863 (dB/m)	Amp/Cbl/Filtr/Pad (dB)	DC Corr (dB)	Corrected Reading (dBuV/m)	Avg Limit (dBuV/m)	Margin (dB)	Peak Limit (dBuV/m)	PK Margin (dB)	UNII Non-Restricted (dBuV/m)	PK Margin (dB)	Azimuth (Degs)	Height (cm)	Polarity
3	* 4.97	40.48	PK-U	34.5	-28.6	0	46.38	-	-	74	-27.62	-	-	88	254	H
	* 4.97	27.61	ADR	34.5	-28.5	1.92	35.53	54	-18.47	-	-	-	-	88	254	H
4	* 4.971	38.99	PK-U	34.5	-28.5	0	44.99	-	-	74	-29.01	-	-	41	104	V
	* 4.97	26.96	ADR	34.5	-28.6	1.92	34.78	54	-19.22	-	-	-	-	41	104	V
5	* 11.231	34.57	PK-U	38.1	-22.6	0	50.07	-	-	74	-23.93	-	-	77	106	H
	* 11.231	22.69	ADR	38.1	-22.6	1.92	40.11	54	-13.89	-	-	-	-	77	106	H
6	* 10.692	32.75	PK-U	37.8	-22.3	0	48.25	-	-	74	-25.75	-	-	185	200	V
	* 10.69	21.56	ADR	37.8	-22.3	1.92	38.98	54	-15.02	-	-	-	-	185	200	V
2	1.822	40.65	PK-U	30.8	-33.5	0	37.95	-	-	-	-	68.2	-30.25	354	149	V
1	1.9	41.19	PK-U	31.1	-32.7	0	39.59	-	-	-	-	68.2	-28.61	210	148	H

* - indicates frequency in CFR47 Pt 15 / IC RSS-Restricted Band

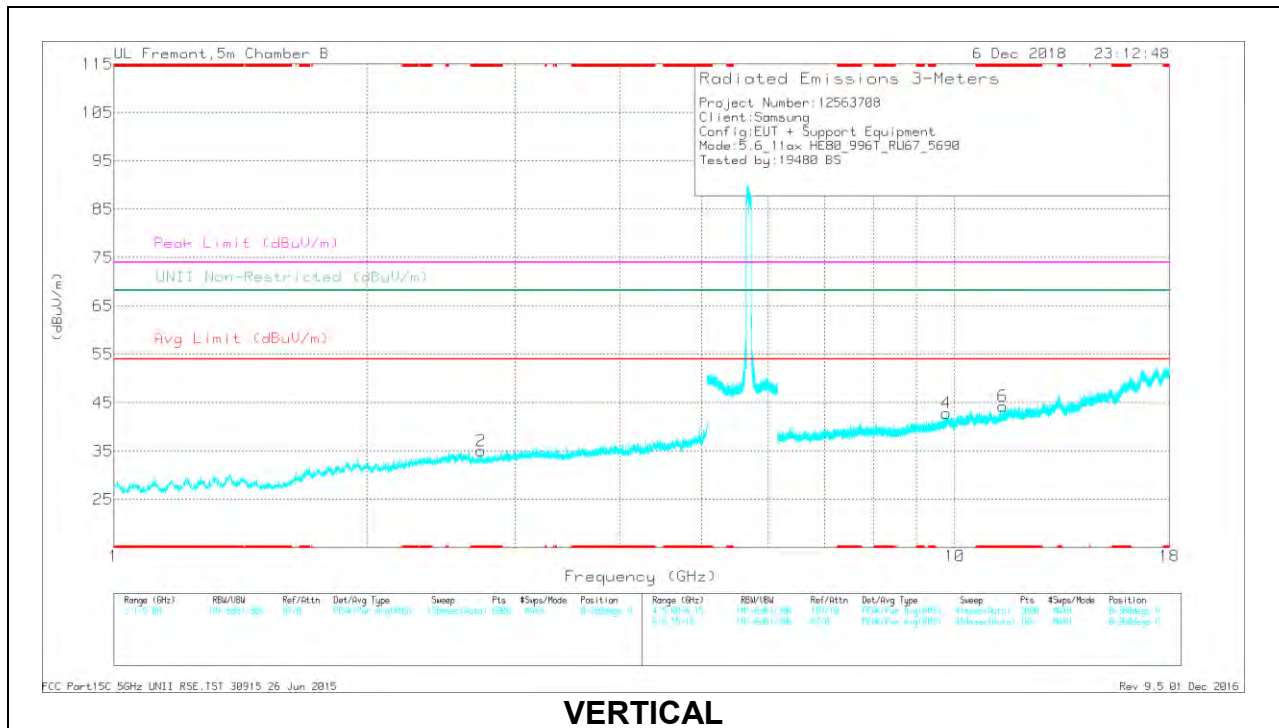
PK-U - U-NII: Maximum Peak

ADR - U-NII AD primary method, RMS average

CHANNEL 138 RESULTS



HORIZONTAL



VERTICAL

RADIATED EMISSIONS

Marker	Frequency (GHz)	Meter Reading (dBuV)	Det	AF T863 (dB/m)	Amp/Cbl/Filtr/Pad (dB)	DC Corr (dB)	Corrected Reading (dBuV/m)	Avg Limit (dBuV/m)	Margin (dB)	Peak Limit (dBuV/m)	PK Margin (dB)	UNII Non-Restricted (dBuV/m)	PK Margin (dB)	Azimuth (Degs)	Height (cm)	Polarity
1	* 2.883	40.36	PK-U	32.6	-31.4	0	41.56	-	-	74	-32.44	-	-	120	282	H
	* 2.88	27.94	ADR	32.6	-31.5	1.92	30.96	54	-23.04	-	-	-	-	120	282	H
2	* 2.733	41.36	PK-U	32.3	-32.2	0	41.46	-	-	74	-32.54	-	-	256	340	V
	* 2.732	28.42	ADR	32.3	-32.2	1.92	30.44	54	-23.56	-	-	-	-	256	340	V
5	* 11.411	33.98	PK-U	38.4	-22.5	0	49.88	-	-	74	-24.12	-	-	93	217	H
	* 11.391	22.18	ADR	38.4	-22.6	1.92	39.9	54	-14.1	-	-	-	-	93	217	H
6	* 11.372	33.14	PK-U	38.3	-22.6	0	48.84	-	-	74	-25.16	-	-	301	297	V
	* 11.389	21.53	ADR	38.4	-22.6	1.92	39.25	54	-14.75	-	-	-	-	301	297	V
3	8.685	34.73	PK-U	36.4	-25.4	0	45.73	-	-	-	-	68.2	-22.47	167	310	H
4	9.769	34.1	PK-U	37.3	-23.5	0	47.9	-	-	-	-	68.2	-20.3	339	331	V

* - indicates frequency in CFR47 Pt 15 / IC RSS-Restricted Band

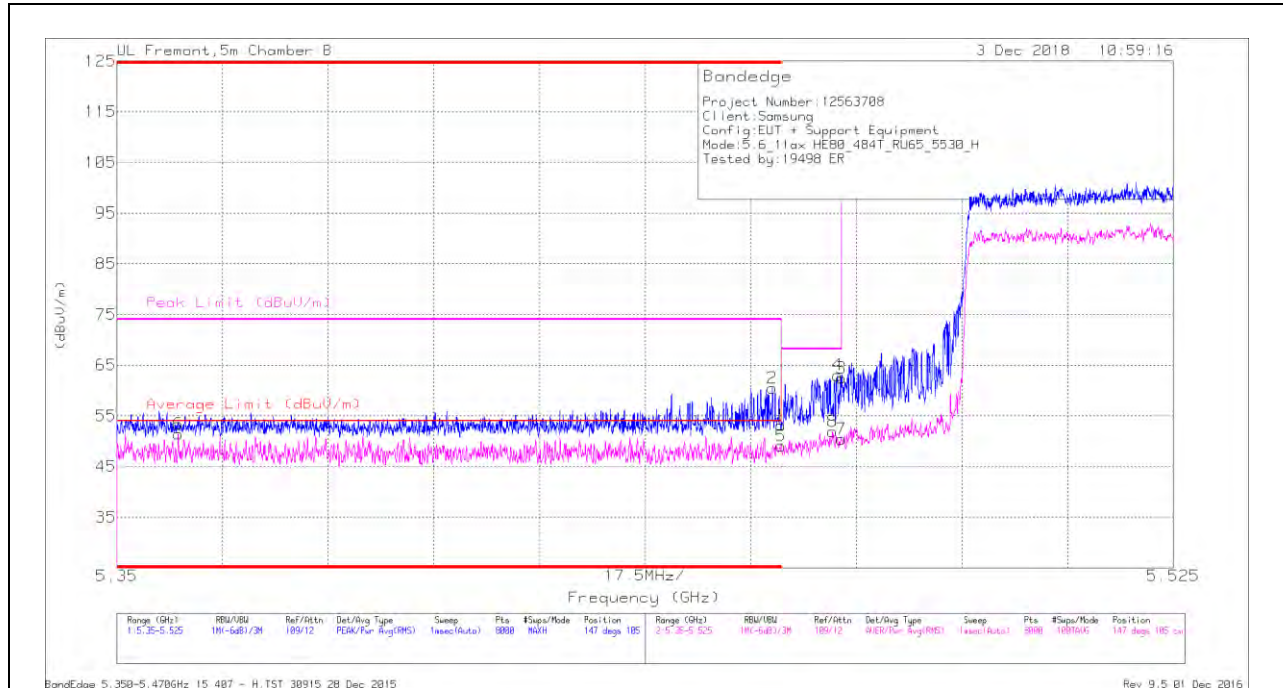
PK-U - U-NII: Maximum Peak

ADR - U-NII AD primary method, RMS average

2TX Antenna 1 + Antenna 2 OFDMA MODE – 484-Tones, RU Index 65

BANDEDGE (LOW CHANNEL)

HORIZONTAL RESULT



Trace Markers

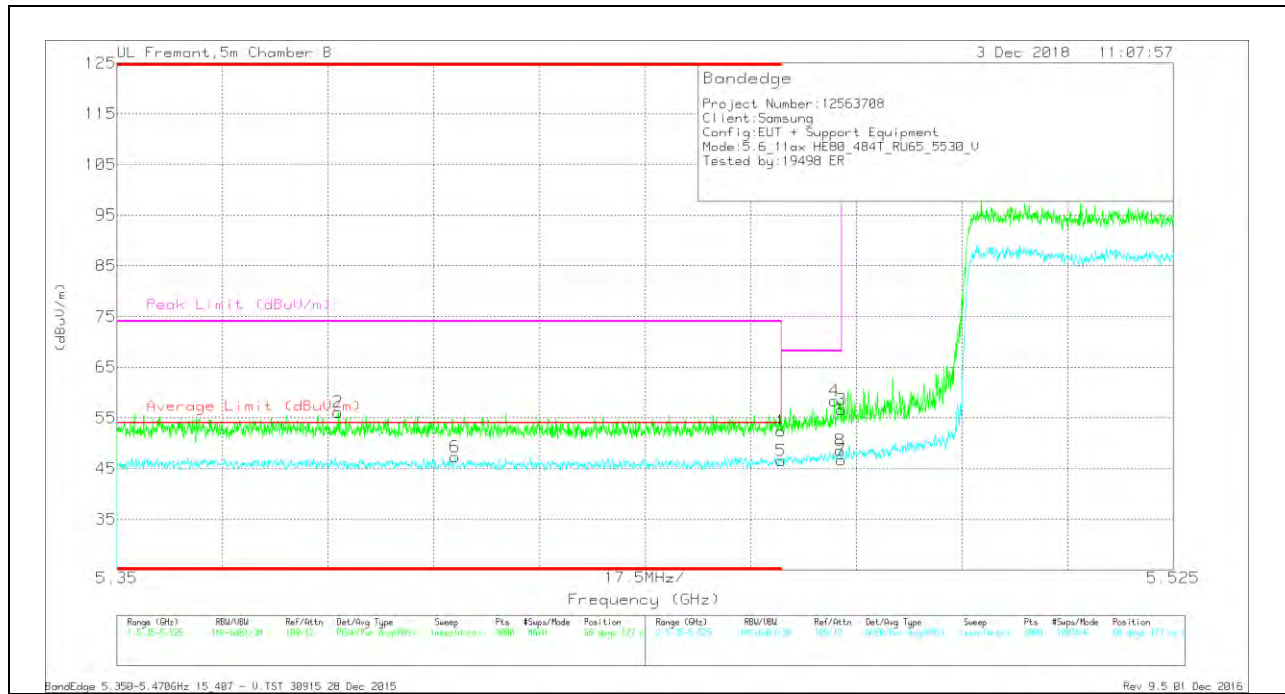
Marker	Frequency (GHz)	Meter Reading (dBuV)	Det	AF T863 (dB/m)	Amp/Cb/Fltr/Pad (dB)	DC Corr (dB)	Corrected Reading (dBuV/m)	Average Limit (dBuV/m)	Margin (dB)	Peak Limit (dBuV/m)	PK Margin (dB)	Azimuth (Degs)	Height (cm)	Polarity
6	* 5.36	33.03	RMS	35.1	-17.9	1.27	51.5	54	-2.5	-	-	147	105	H
2	* 5.459	43.32	Pk	35.3	-18.2	0	60.42	-	-	74	-13.58	147	105	H
1	* 5.46	36	Pk	35.3	-18.1	0	53.2	-	-	74	-20.8	147	105	H
5	* 5.46	30.66	RMS	35.3	-18.1	1.27	49.13	54	-4.87	-	-	147	105	H
4	5.469	45.92	Pk	35.3	-18.2	0	63.02	-	-	68.2	-5.18	147	105	H
8	5.469	33.56	RMS	35.3	-18.1	1.27	52.03	-	-	-	-	147	105	H
3	5.47	45.37	Pk	35.3	-18.2	0	62.47	-	-	68.2	-5.73	147	105	H
7	5.47	32.07	RMS	35.3	-18.2	1.27	50.44	-	-	-	-	147	105	H

* - indicates frequency in CFR47 Pt 15 / IC RSS-Restricted Band

Pk - Peak detector

RMS - RMS detection

VERTICAL RESULT



Trace Markers

Marker	Frequency (GHz)	Meter Reading (dBuV)	Det	AF T863 (dB/m)	Amp/Cbl/Filtr/Pad (dB)	DC Corr (dB)	Corrected Reading (dBuV/m)	Average Limit (dBuV/m)	Margin (dB)	Peak Limit (dBuV/m)	PK Margin (dB)	Azimuth (Degs)	Height (cm)	Polarity
2	* 5.387	39.16	Pk	35.1	-18.1	0	56.16	-	-	74	-17.84	68	127	V
6	* 5.406	28.81	RMS	35.2	-17.9	1.27	47.38	54	-6.62	-	-	68	127	V
1	* 5.46	35.18	Pk	35.3	-18.1	0	52.38	-	-	74	-21.62	68	127	V
5	* 5.46	28.22	RMS	35.3	-18.1	1.27	46.69	54	-7.31	-	-	68	127	V
4	5.469	41.28	Pk	35.3	-18.2	0	58.38	-	-	68.2	-9.82	68	127	V
3	5.47	39.49	Pk	35.3	-18.2	0	56.59	-	-	68.2	-11.61	68	127	V
7	5.47	28.41	RMS	35.3	-18.2	1.27	46.78	-	-	-	-	68	127	V
8	5.47	30.26	RMS	35.3	-18.2	1.27	48.63	-	-	-	-	68	127	V

* - indicates frequency in CFR47 Pt 15 / IC RSS-Restricted Band

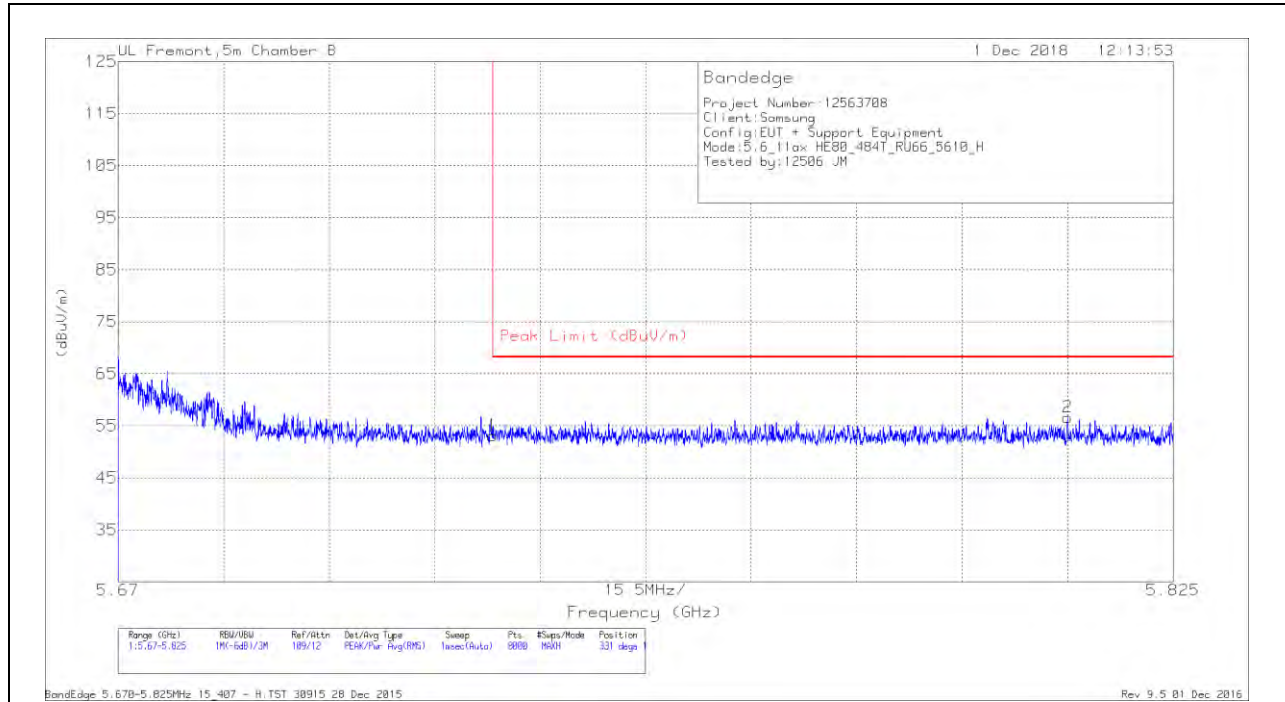
Pk - Peak detector

RMS - RMS detection

2TX Antenna 1 + Antenna 2 OFDMA MODE – 484-Tones, RU Index 66

BANDEDGE (HIGH CHANNEL)

HORIZONTAL RESULT

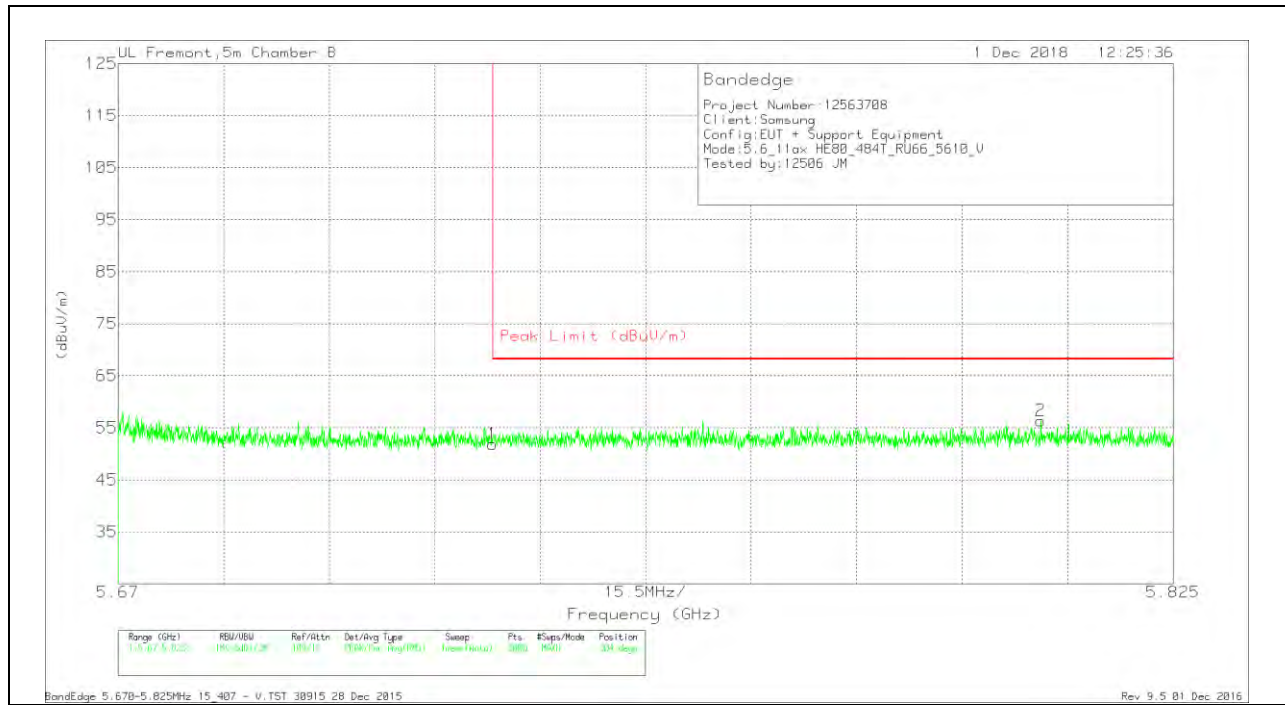


Trace Markers

Marker	Frequency (GHz)	Meter Reading (dBuV)	Det	AF T863 (dB/m)	Amp/Cbl/Filtr/Pad (dB)	Corrected Reading (dBuV/m)	Peak Limit (dBuV/m)	PK Margin (dB)	Azimuth (Degs)	Height (cm)	Polarity
1	5.725	36.51	Pk	35.5	-18.9	53.11	68.2	-15.09	331	192	H
2	5.809	39.73	Pk	35.5	-18.6	56.63	68.2	-11.57	331	192	H

Pk - Peak detector

VERTICAL RESULT



Trace Markers

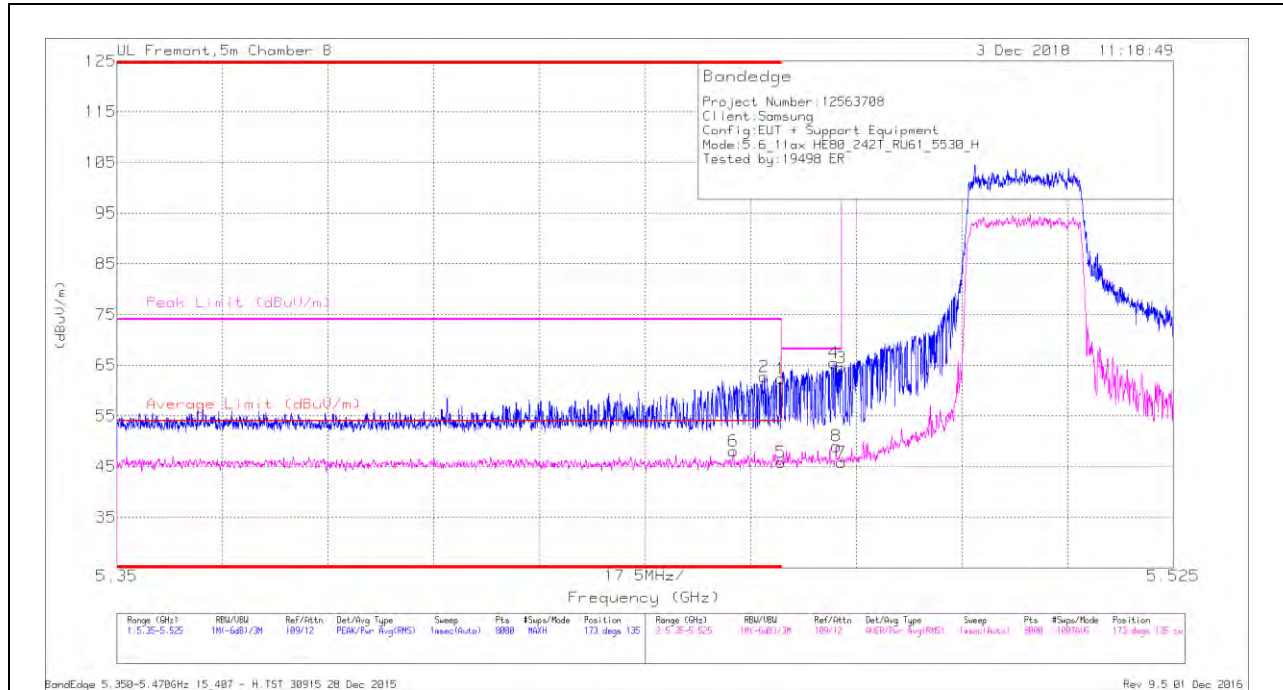
Marker	Frequency (GHz)	Meter Reading (dBuV)	Det	AF T863 (dB/m)	Amp/Cbl/Filtr/Pad (dB)	Corrected Reading (dBuV/m)	Peak Limit (dBuV/m)	PK Margin (dB)	Azimuth (Degs)	Height (cm)	Polarity
1	5.725	35.32	Pk	35.5	-18.9	51.92	68.2	-16.28	304	330	V
2	5.806	39.48	Pk	35.5	-18.6	56.38	68.2	-11.82	304	330	V

Pk - Peak detector

2TX Antenna 1 + Antenna 2 OFDMA MODE – 242-Tones, RU Index 61

BANDEDGE (LOW CHANNEL)

HORIZONTAL RESULT



Trace Markers

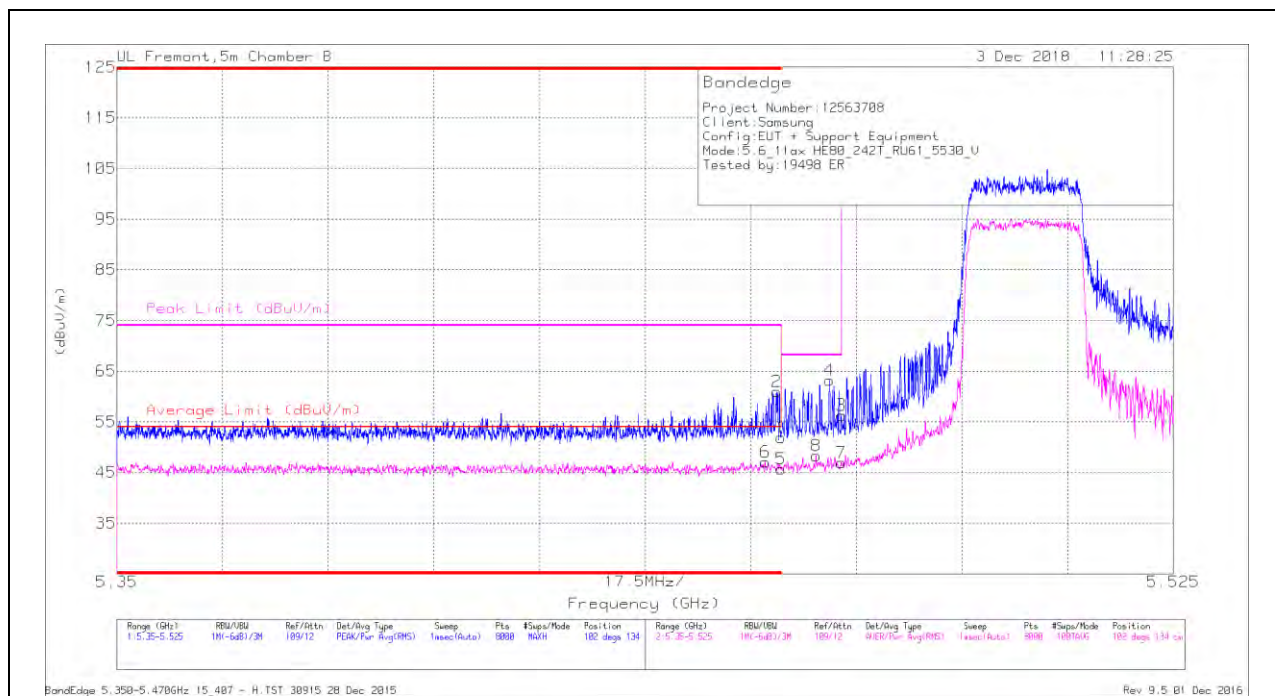
Marker	Frequency (GHz)	Meter Reading (dBuV)	Det	AF T863 (dB/m)	Amp/Cb/Fltr/Pad (dB)	DC Corr (dB)	Corrected Reading (dBuV/m)	Average Limit (dBuV/m)	Margin (dB)	Peak Limit (dBuV/m)	PK Margin (dB)	Azimuth (Degs)	Height (cm)	Polarity
6	* 5.452	30.38	RMS	35.3	-18.3	.73	48.11	54	-5.89	-	-	173	135	H
2	* 5.457	45.61	Pk	35.3	-18.2	0	62.71	-	-	74	-11.29	173	135	H
1	* 5.46	45.15	Pk	35.3	-18.1	0	62.35	-	-	74	-11.65	173	135	H
5	* 5.46	27.86	RMS	35.3	-18.1	.73	45.79	54	-8.21	-	-	173	135	H
4	5.469	48.32	Pk	35.3	-18.2	0	65.42	-	-	68.2	-2.78	173	135	H
8	5.469	31.18	RMS	35.3	-18.2	.73	49.01	-	-	-	-	173	135	H
3	5.47	47.32	Pk	35.3	-18.2	0	64.42	-	-	68.2	-3.78	173	135	H
7	5.47	27.97	RMS	35.3	-18.2	.73	45.8	-	-	-	-	173	135	H

* - indicates frequency in CFR47 Pt 15 / IC RSS-Restricted Band

Pk - Peak detector

RMS - RMS detection

VERTICAL RESULT



Trace Markers

Marker	Frequency (GHz)	Meter Reading (dBuV)	Det	AF T863 (dB/m)	Amp/Cbl/Filtr/Pad (dB)	DC Corr (dB)	Corrected Reading (dBuV/m)	Average Limit (dBuV/m)	Margin (dB)	Peak Limit (dBuV/m)	PK Margin (dB)	Azimuth (Degs)	Height (cm)	Polarity
6	* 5.457	29.2	RMS	35.3	-18.2	.73	47.03	54	-6.97	-	-	102	134	H
2	* 5.459	43.79	Pk	35.3	-18.1	0	60.99	-	-	74	-13.01	102	134	H
1	* 5.46	34.67	Pk	35.3	-18.1	0	51.87	-	-	74	-22.13	102	134	H
5	* 5.46	27.77	RMS	35.3	-18.1	.73	45.7	54	-8.3	-	-	102	134	H
8	5.466	30.27	RMS	35.3	-18	.73	48.3	-	-	-	-	102	134	H
4	5.468	45.99	Pk	35.3	-18.1	0	63.19	-	-	68.2	-5.01	102	134	H
3	5.47	39.21	Pk	35.3	-18.2	0	56.31	-	-	68.2	-11.89	102	134	H
7	5.47	29.1	RMS	35.3	-18.2	.73	46.93	-	-	-	-	102	134	H

* - indicates frequency in CFR47 Pt 15 / IC RSS-Restricted Band

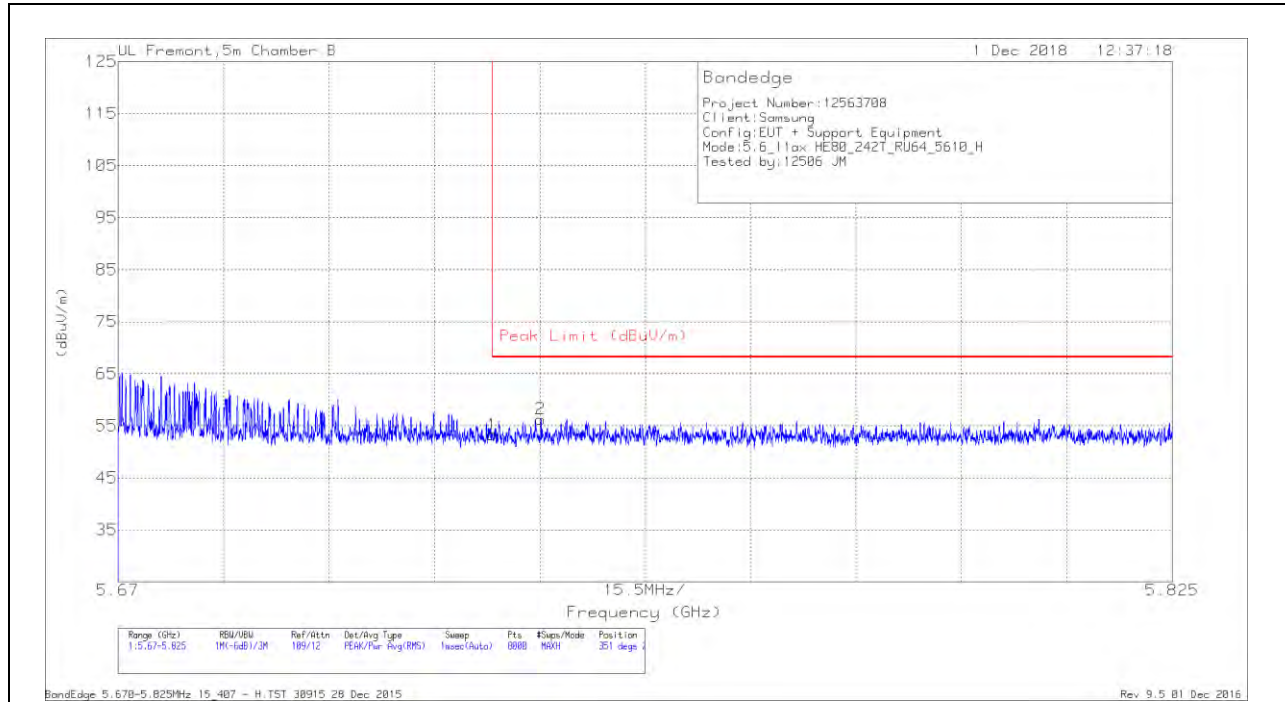
Pk - Peak detector

RMS - RMS detection

2TX Antenna 1 + Antenna 2 OFDMA MODE – 242-Tones, RU Index 64

BANDEDGE (HIGH CHANNEL)

HORIZONTAL RESULT

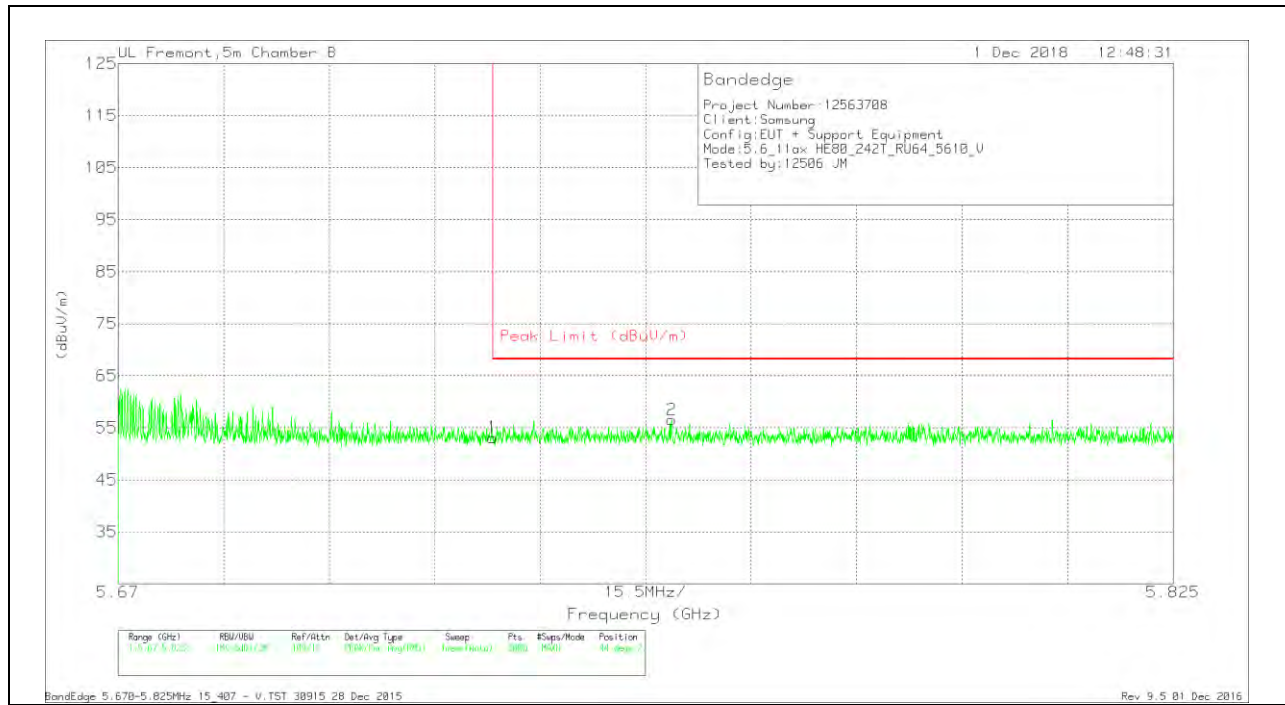


Trace Markers

Marker	Frequency (GHz)	Meter Reading (dBuV)	Det	AF T863 (dB/m)	Amp/Cbl/Filtr/Pad (dB)	Corrected Reading (dBuV/m)	Peak Limit (dBuV/m)	PK Margin (dB)	Azimuth (Degs)	Height (cm)	Polarity
1	5.725	36.72	Pk	35.5	-18.9	53.32	68.2	-14.88	351	208	H
2	5.732	39.57	Pk	35.5	-18.8	56.27	68.2	-11.93	351	208	H

Pk - Peak detector

VERTICAL RESULT



Trace Markers

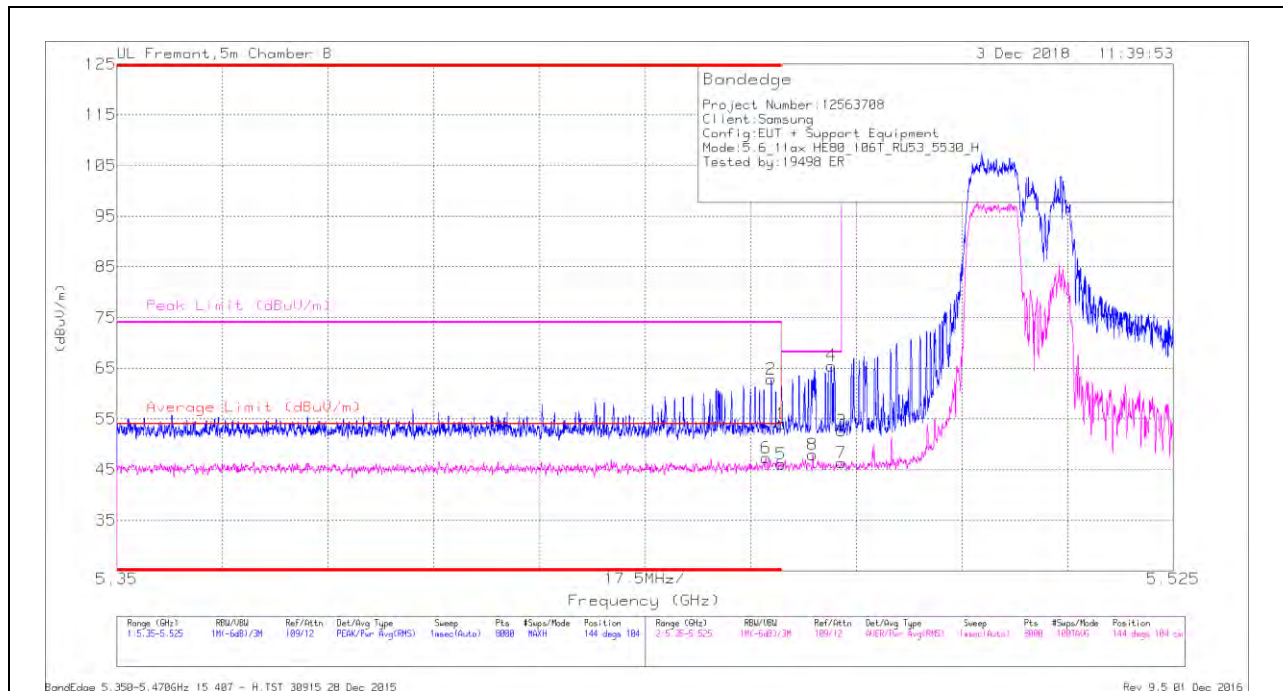
Marker	Frequency (GHz)	Meter Reading (dBuV)	Det	AF T863 (dB/m)	Amp/Cbl/Filtr/Pad (dB)	Corrected Reading (dBuV/m)	Peak Limit (dBuV/m)	PK Margin (dB)	Azimuth (Degs)	Height (cm)	Polarity
1	5.725	36.5	Pk	35.5	-18.9	53.1	68.2	-15.1	44	236	V
2	5.751	39.87	Pk	35.5	-18.8	56.57	68.2	-11.63	44	236	V

Pk - Peak detector

2TX Antenna 1 + Antenna 2 OFDMA MODE – 106-Tones, RU Index 53

BANDEDGE (LOW CHANNEL)

HORIZONTAL RESULT



Trace Markers

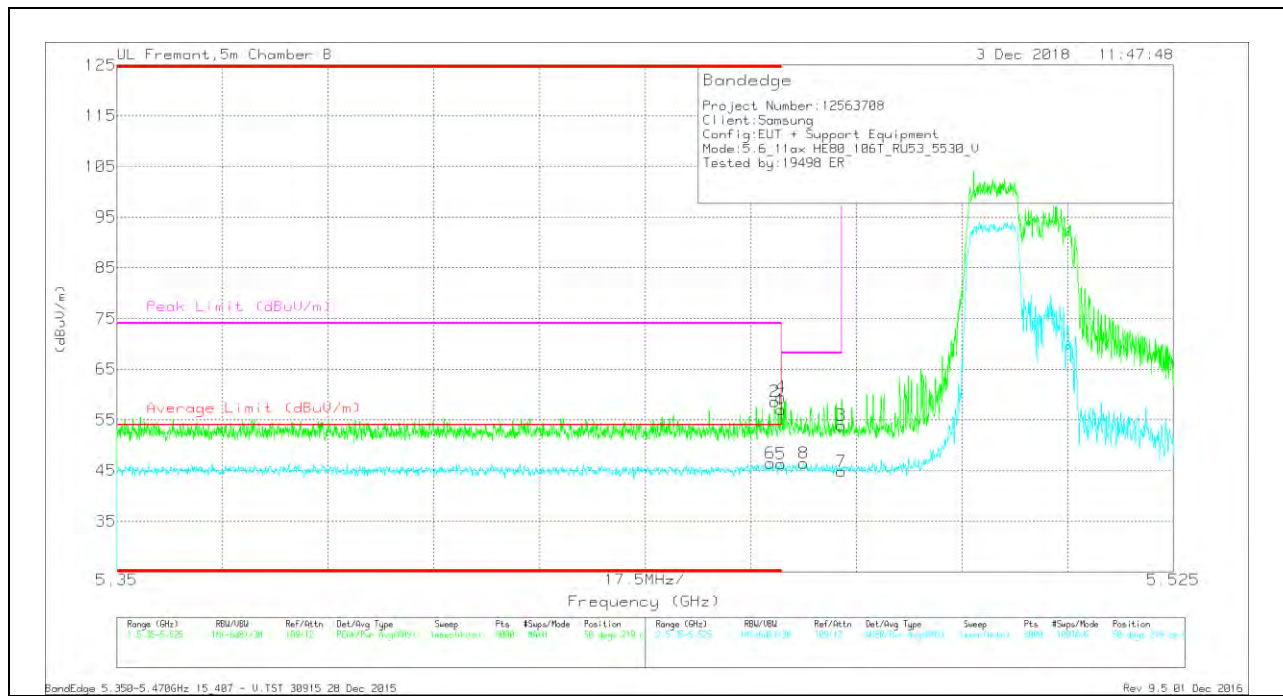
Marker	Frequency (GHz)	Meter Reading (dBuV)	Det	AF T863 (dB/m)	Amp/Cb/Fltr/Pad (dB)	DC Corr (dB)	Corrected Reading (dBuV/m)	Average Limit (dBuV/m)	Margin (dB)	Peak Limit (dBuV/m)	PK Margin (dB)	Azimuth (Degs)	Height (cm)	Polarity
6	* 5.457	29.85	RMS	35.3	-18.2	.43	47.38	54	-6.62	-	-	144	104	H
2	* 5.458	45.68	Pk	35.3	-18.2	0	62.78	-	-	74	-11.22	144	104	H
1	* 5.46	36.84	Pk	35.3	-18.1	0	54.04	-	-	74	-19.96	144	104	H
5	* 5.46	28.54	RMS	35.3	-18.1	.43	46.17	54	-7.83	-	-	144	104	H
8	5.465	30.51	RMS	35.3	-18.2	.43	48.04	-	-	-	-	144	104	H
4	5.468	48.3	Pk	35.3	-18.1	0	65.5	-	-	68.2	-2.7	144	104	H
3	5.47	35.58	Pk	35.3	-18.2	0	52.68	-	-	68.2	-15.52	144	104	H
7	5.47	28.83	RMS	35.3	-18.2	.43	46.36	-	-	-	-	144	104	H

* - indicates frequency in CFR47 Pt 15 / IC RSS-Restricted Band

Pk - Peak detector

RMS - RMS detection

VERTICAL RESULT



Trace Markers

Marker	Frequency (GHz)	Meter Reading (dBuV)	Det	AF T863 (dB/m)	Amp/Cbl/Filtr/Pad (dB)	DC Corr (dB)	Corrected Reading (dBuV/m)	Average Limit (dBuV/m)	Margin (dB)	Peak Limit (dBuV/m)	PK Margin (dB)	Azimuth (Degs)	Height (cm)	Polarity
6	* 5.458	29.1	RMS	35.3	-18.3	.43	46.53	54	-7.47	-	-	50	219	V
2	* 5.459	41.51	Pk	35.3	-18.2	0	58.61	-	-	74	-15.39	50	219	V
1	* 5.46	39.78	Pk	35.3	-18.1	0	56.98	-	-	74	-17.02	50	219	V
5	* 5.46	28.82	RMS	35.3	-18.1	.43	46.45	54	-7.55	-	-	50	219	V
4	5.46	42.22	Pk	35.3	-18.1	0	59.42	-	-	68.2	-8.78	50	219	V
8	5.464	28.72	RMS	35.3	-17.9	.43	46.55	-	-	-	-	50	219	V
3	5.47	36.82	Pk	35.3	-18.2	0	53.92	-	-	68.2	-14.28	50	219	V
7	5.47	27.34	RMS	35.3	-18.2	.43	44.87	-	-	-	-	50	219	V

* - indicates frequency in CFR47 Pt 15 / IC RSS-Restricted Band

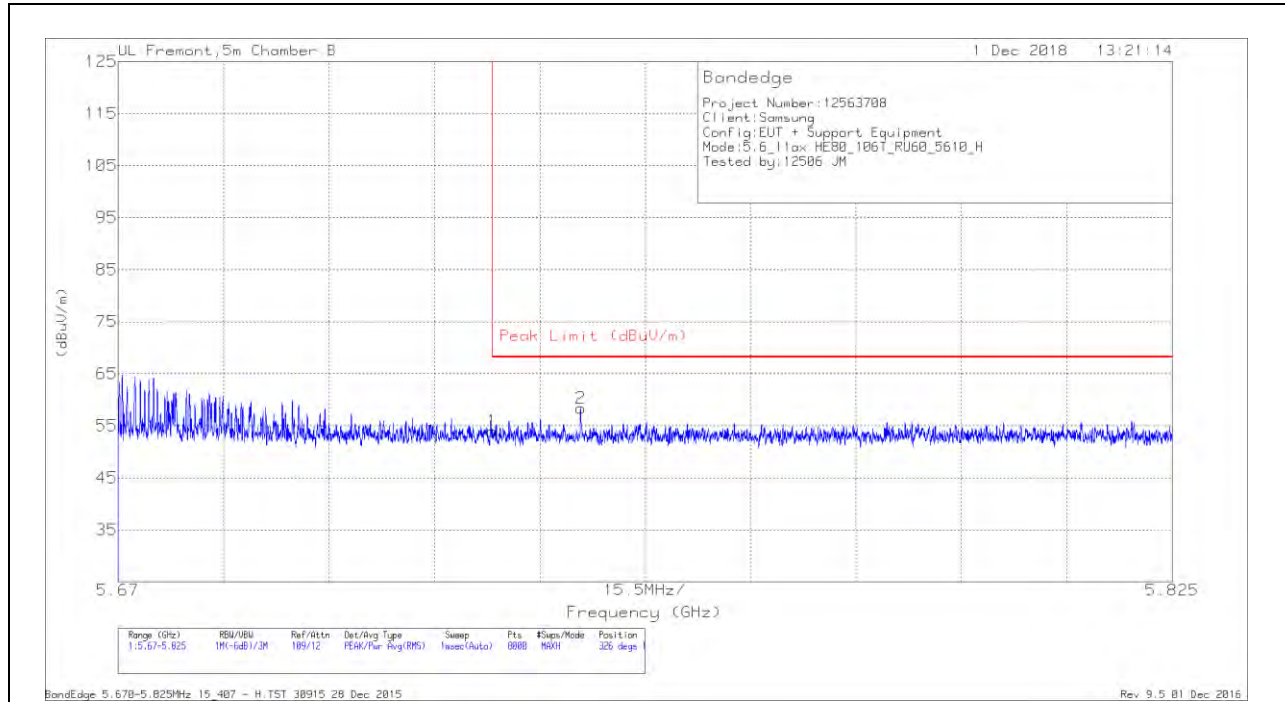
Pk - Peak detector

RMS - RMS detection

2TX Antenna 1 + Antenna 2 OFDMA MODE – 106-Tones, RU Index 60

BANDEDGE (HIGH CHANNEL)

HORIZONTAL RESULT

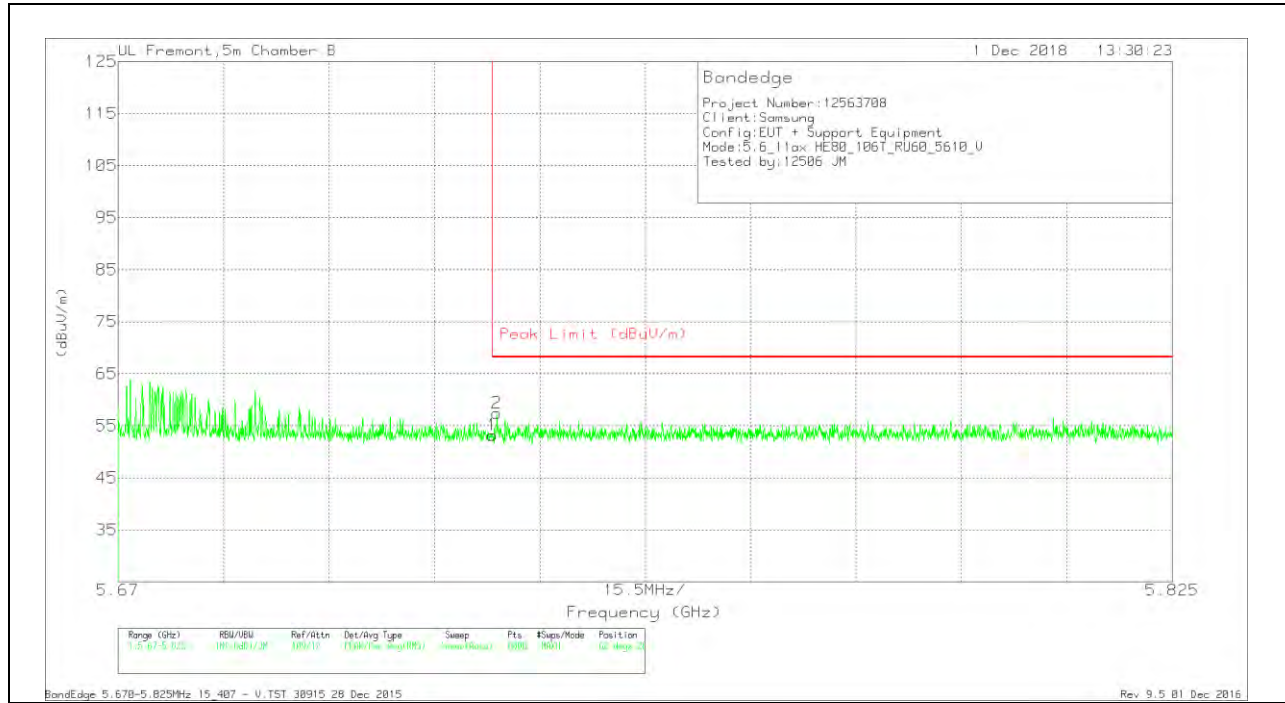


Trace Markers

Marker	Frequency (GHz)	Meter Reading (dBuV)	Det	AF T863 (dB/m)	Amp/Cbl/Filtr/Pad (dB)	Corrected Reading (dBuV/m)	Peak Limit (dBuV/m)	PK Margin (dB)	Azimuth (Degs)	Height (cm)	Polarity
1	5.725	37.34	Pk	35.5	-18.9	53.94	68.2	-14.26	326	176	H
2	5.738	41.49	Pk	35.5	-18.6	58.39	68.2	-9.81	326	176	H

Pk - Peak detector

VERTICAL RESULT



Trace Markers

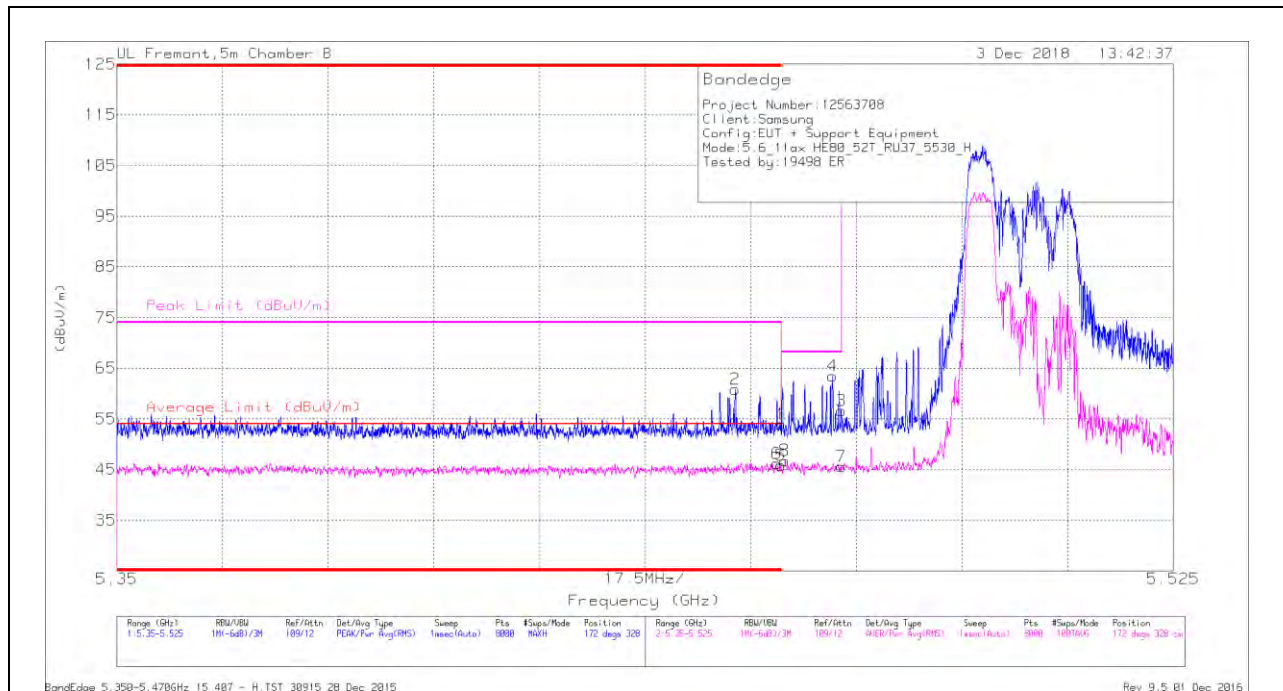
Marker	Frequency (GHz)	Meter Reading (dBuV)	Det	AF T863 (dB/m)	Amp/Cbl/Filtr/Pad (dB)	Corrected Reading (dBuV/m)	Peak Limit (dBuV/m)	PK Margin (dB)	Azimuth (Degs)	Height (cm)	Polarity
1	5.725	36.61	Pk	35.5	-18.9	53.21	68.2	-14.99	62	269	V
2	5.726	40.74	Pk	35.5	-18.8	57.44	68.2	-10.76	62	269	V

Pk - Peak detector

2TX Antenna 1 + Antenna 2 OFDMA MODE – 52-Tones, RU Index 37

BANDEDGE (LOW CHANNEL)

HORIZONTAL RESULT



Trace Markers

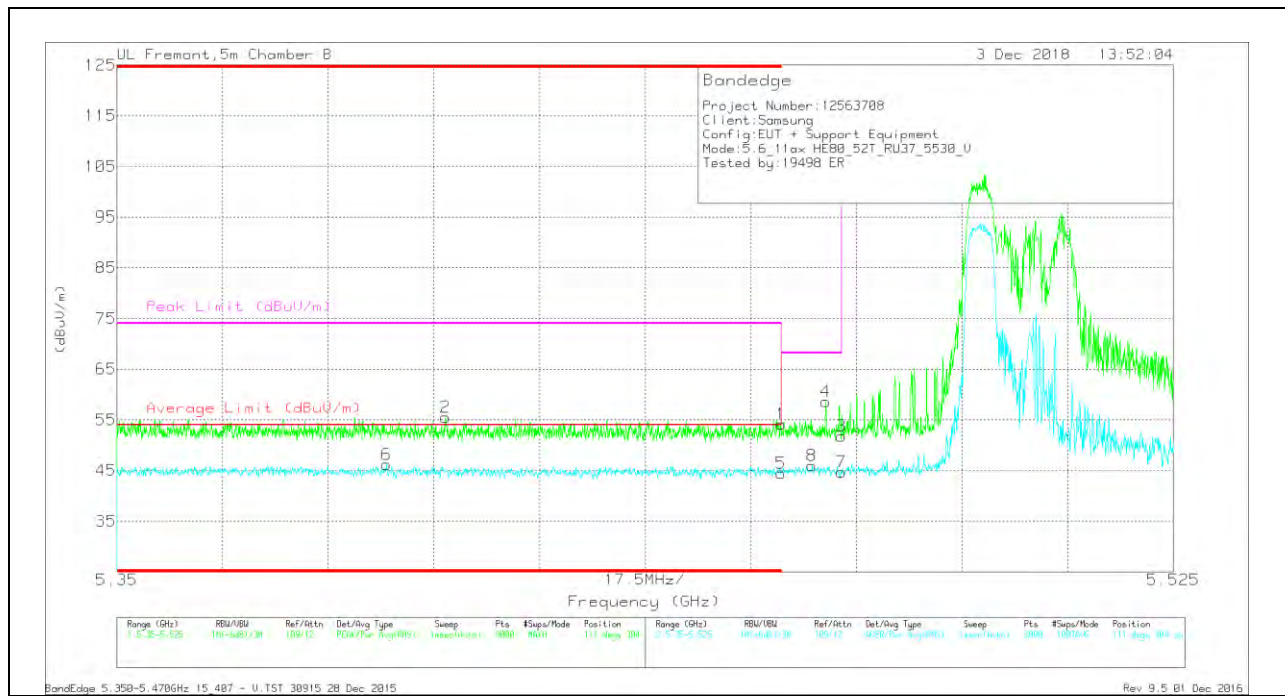
Marker	Frequency (GHz)	Meter Reading (dBuV)	Det	AF T863 (dB/m)	Amp/Cb/Fltr/Pad (dB)	DC Corr (dB)	Corrected Reading (dBuV/m)	Average Limit (dBuV/m)	Margin (dB)	Peak Limit (dBuV/m)	PK Margin (dB)	Azimuth (Degs)	Height (cm)	Polarity
2	* 5.452	43.72	Pk	35.3	-18.2	0	60.82	-	-	74	-13.18	172	328	H
6	* 5.459	28.89	RMS	35.3	-18.1	.24	46.33	54	-7.67	-	-	172	328	H
1	* 5.46	36.67	Pk	35.3	-18.1	0	53.87	-	-	74	-20.13	172	328	H
5	* 5.46	28.48	RMS	35.3	-18.1	.24	45.92	54	-8.08	-	-	172	328	H
8	5.461	29.5	RMS	35.3	-18.2	.24	46.84	-	-	-	-	172	328	H
4	5.469	46.2	Pk	35.3	-18.1	0	63.4	-	-	68.2	-4.8	172	328	H
3	5.47	39.58	Pk	35.3	-18.2	0	56.68	-	-	68.2	-11.52	172	328	H
7	5.47	28.37	RMS	35.3	-18.2	.24	45.71	-	-	-	-	172	328	H

* - indicates frequency in CFR47 Pt 15 / IC RSS-Restricted Band

Pk - Peak detector

RMS - RMS detection

VERTICAL RESULT



Trace Markers

Marker	Frequency (GHz)	Meter Reading (dBuV)	Det	AF T863 (dB/m)	Amp/Cbl/Filtr/Pad (dB)	DC Corr (dB)	Corrected Reading (dBuV/m)	Average Limit (dBuV/m)	Margin (dB)	Peak Limit (dBuV/m)	PK Margin (dB)	Azimuth (Degs)	Height (cm)	Polarity
6	* 5.395	28.81	RMS	35.1	-17.9	.24	46.25	54	-7.75	-	-	111	304	V
2	* 5.404	38.52	Pk	35.1	-18.1	0	55.52	-	-	74	-18.48	111	304	V
1	* 5.46	36.9	Pk	35.3	-18.1	0	54.1	-	-	74	-19.9	111	304	V
5	* 5.46	27.09	RMS	35.3	-18.1	.24	44.53	54	-9.47	-	-	111	304	V
8	5.465	28.71	RMS	35.3	-18.2	.24	46.05	-	-	-	-	111	304	V
4	5.467	41.52	Pk	35.3	-18.2	0	58.62	-	-	68.2	-9.58	111	304	V
3	5.47	34.65	Pk	35.3	-18.2	0	51.75	-	-	68.2	-16.45	111	304	V
7	5.47	27.43	RMS	35.3	-18.2	.24	44.77	-	-	-	-	111	304	V

* - indicates frequency in CFR47 Pt 15 / IC RSS-Restricted Band

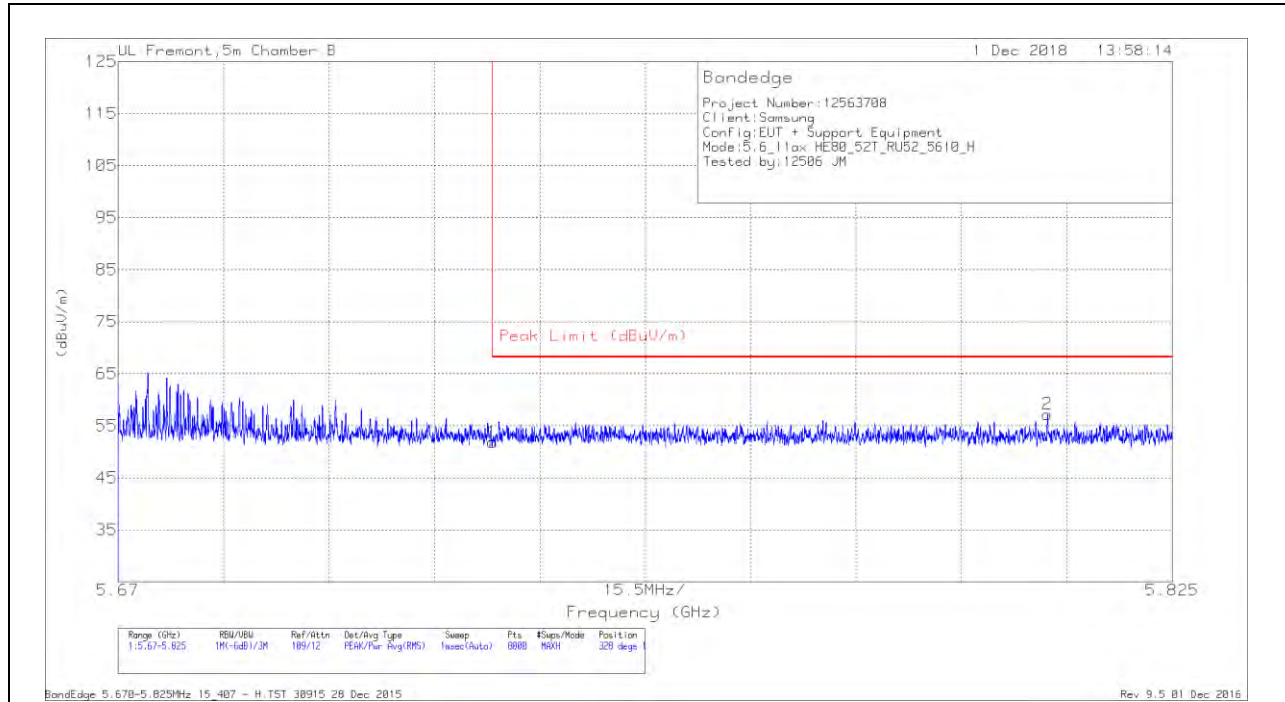
Pk - Peak detector

RMS - RMS detection

2TX Antenna 1 + Antenna 2 OFDMA MODE – 52-Tones, RU Index 52

BANDEDGE (HIGH CHANNEL)

HORIZONTAL RESULT

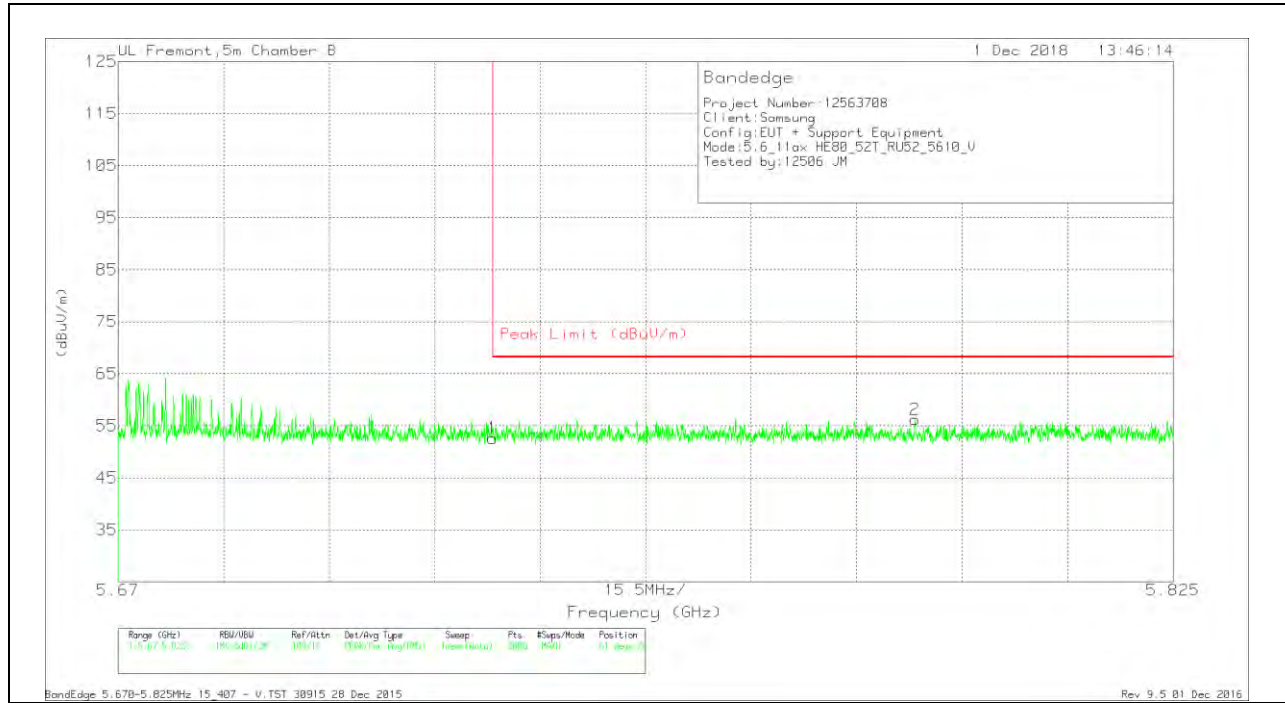


Trace Markers

Marker	Frequency (GHz)	Meter Reading (dBuV)	Det	AF T863 (dB/m)	Amp/Cbl/Filtr/Pad (dB)	Corrected Reading (dBuV/m)	Peak Limit (dBuV/m)	PK Margin (dB)	Azimuth (Degs)	Height (cm)	Polarity
1	5.725	35.26	Pk	35.5	-18.9	51.86	68.2	-16.34	328	115	H
2	5.807	40.24	Pk	35.5	-18.5	57.24	68.2	-10.96	328	115	H

Pk - Peak detector

VERTICAL RESULT



Trace Markers

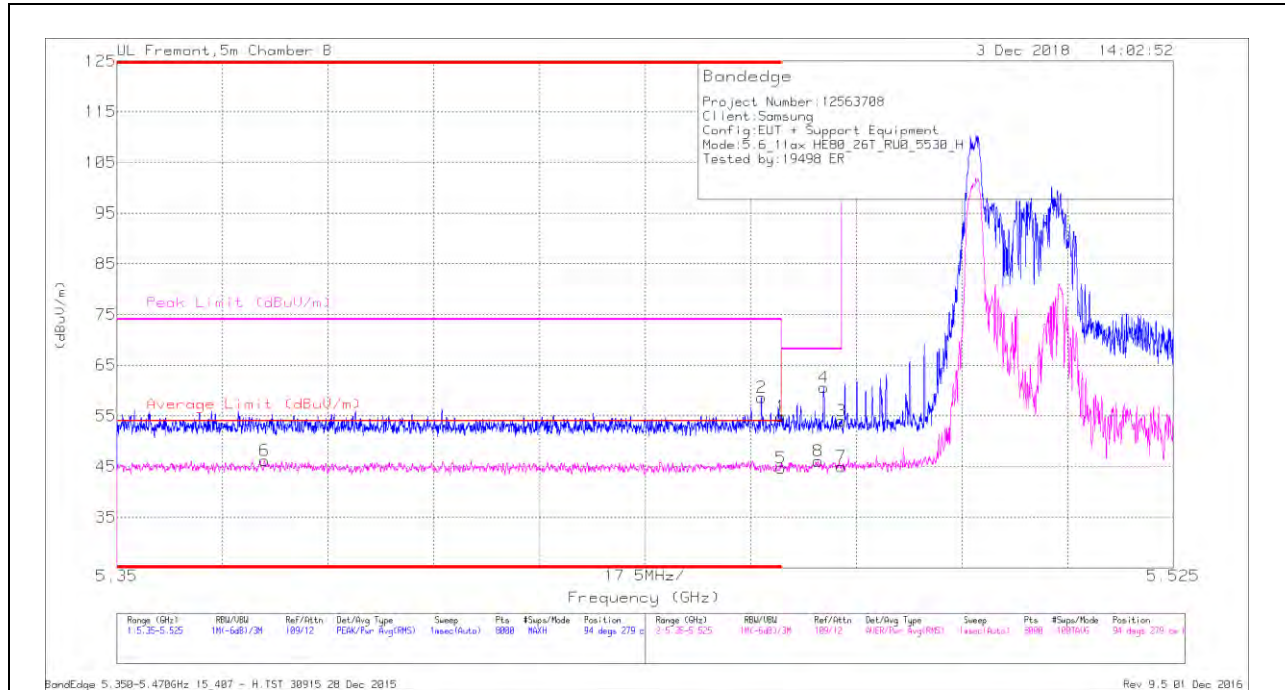
Marker	Frequency (GHz)	Meter Reading (dBuV)	Det	AF T863 (dB/m)	Amp/Cbl/Filtr/Pad (dB)	Corrected Reading (dBuV/m)	Peak Limit (dBuV/m)	PK Margin (dB)	Azimuth (Degs)	Height (cm)	Polarity
1	5.725	36.01	Pk	35.5	-18.9	52.61	68.2	-15.59	61	268	V
2	5.787	39.29	Pk	35.5	-18.6	56.19	68.2	-12.01	61	268	V

Pk - Peak detector

2TX Antenna 1 + Antenna 2 OFDMA MODE – 26-Tones, RU Index 0

BANDEDGE (LOW CHANNEL)

HORIZONTAL RESULT



Trace Markers

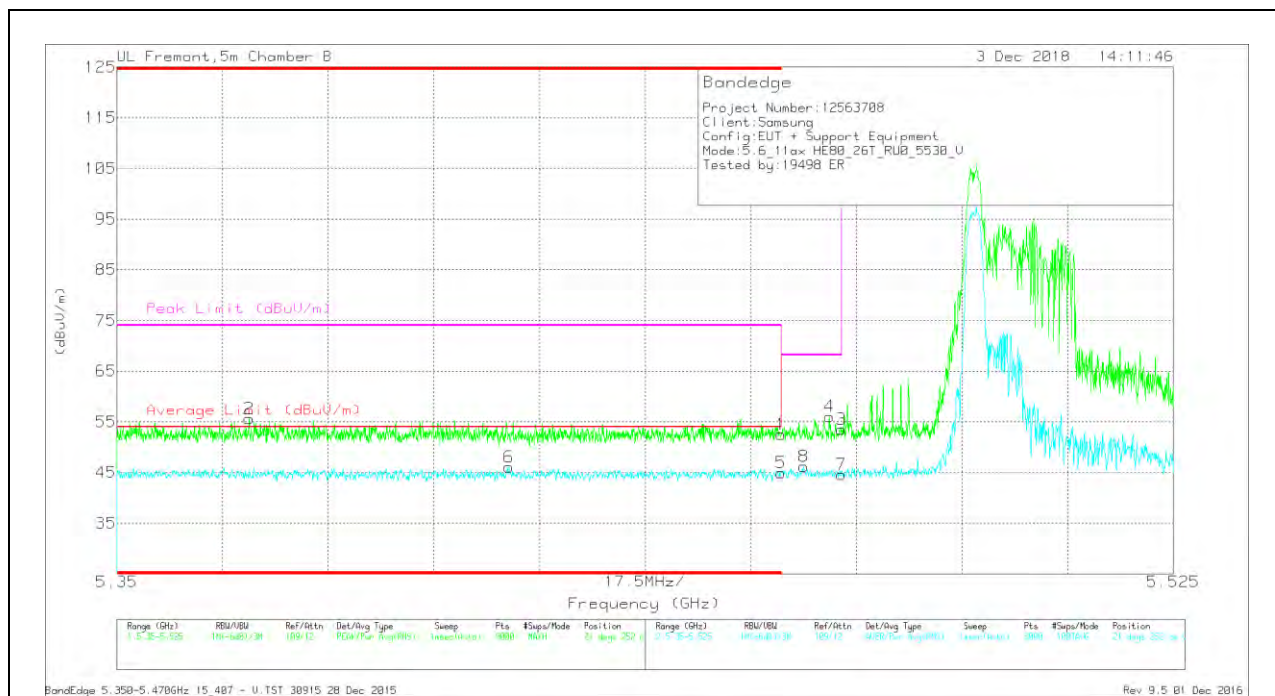
Marker	Frequency (GHz)	Meter Reading (dBuV)	Det	AF T863 (dB/m)	Amp/Cb/Fltr/Pad (dB)	DC Corr (dB)	Corrected Reading (dBuV/m)	Average Limit (dBuV/m)	Margin (dB)	Peak Limit (dBuV/m)	PK Margin (dB)	Azimuth (Degs)	Height (cm)	Polarity
6	* 5.374	28.95	RMS	35.1	-17.8	.12	46.37	54	-7.63	-	-	94	279	H
2	* 5.457	41.47	Pk	35.3	-18.2	0	58.57	-	-	74	-15.43	94	279	H
1	* 5.46	37.71	Pk	35.3	-18.1	0	54.91	-	-	74	-19.09	94	279	H
5	* 5.46	27.54	RMS	35.3	-18.1	.12	44.86	54	-9.14	-	-	94	279	H
8	5.466	28.75	RMS	35.3	-18	.12	46.27	-	-	-	-	94	279	H
4	5.467	43.56	Pk	35.3	-18.3	0	60.56	-	-	68.2	-7.64	94	279	H
3	5.47	36.91	Pk	35.3	-18.2	0	54.01	-	-	68.2	-14.19	94	279	H
7	5.47	27.89	RMS	35.3	-18.2	.12	45.11	-	-	-	-	94	279	H

* - indicates frequency in CFR47 Pt 15 / IC RSS-Restricted Band

Pk - Peak detector

RMS - RMS detection

VERTICAL RESULT



Trace Markers

Marker	Frequency (GHz)	Meter Reading (dBuV)	Det	AF T863 (dB/m)	Amp/Cbl/Filtr/Pad (dB)	DC Corr (dB)	Corrected Reading (dBuV/m)	Average Limit (dBuV/m)	Margin (dB)	Peak Limit (dBuV/m)	PK Margin (dB)	Azimuth (Degs)	Height (cm)	Polarity
2	* 5.372	38.42	Pk	35.1	-17.9	0	55.62	-	-	74	-18.38	21	252	V
6	* 5.415	28.79	RMS	35.2	-17.9	.12	46.21	54	-7.79	-	-	21	252	V
1	* 5.46	35.34	Pk	35.3	-18.1	0	52.54	-	-	74	-21.46	21	252	V
5	* 5.46	27.78	RMS	35.3	-18.1	.12	45.1	54	-8.9	-	-	21	252	V
8	5.464	28.83	RMS	35.3	-17.9	.12	46.35	-	-	-	-	21	252	V
4	5.468	38.86	Pk	35.3	-18.1	0	56.06	-	-	68.2	-12.14	21	252	V
3	5.47	36.47	Pk	35.3	-18.2	0	53.57	-	-	68.2	-14.63	21	252	V
7	5.47	27.5	RMS	35.3	-18.2	.12	44.72	-	-	-	-	21	252	V

* - indicates frequency in CFR47 Pt 15 / IC RSS-Restricted Band

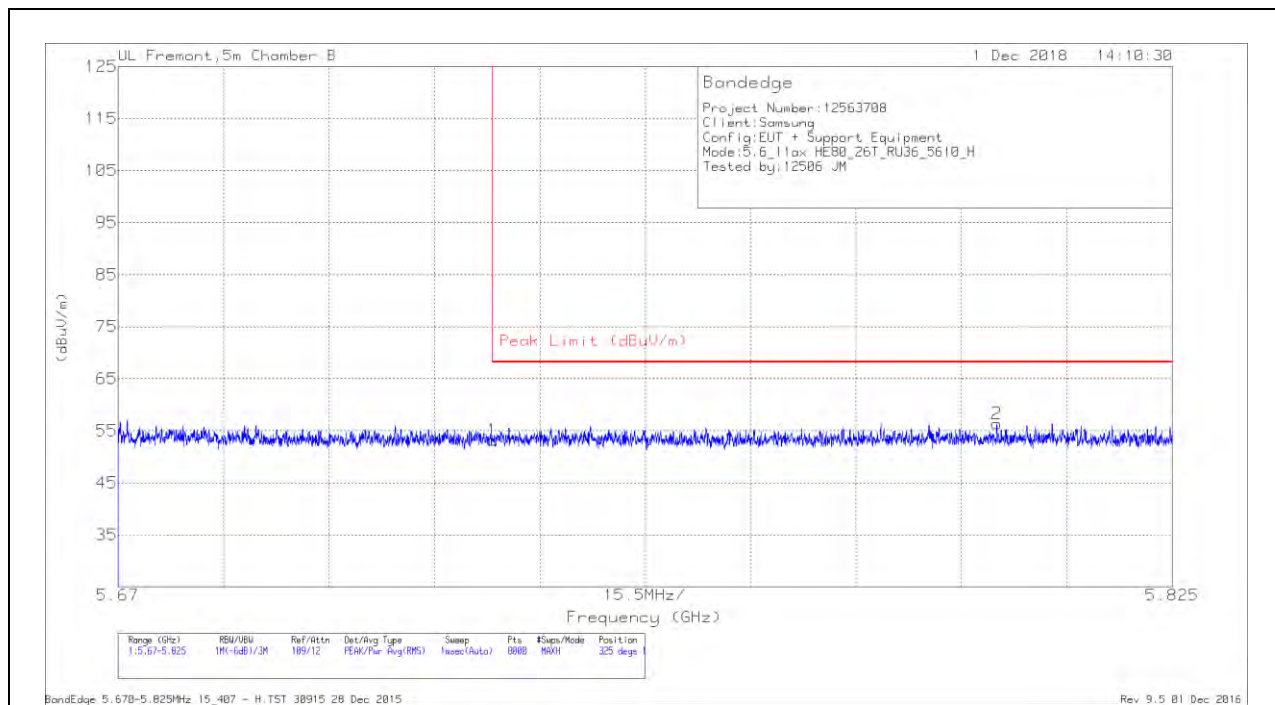
Pk - Peak detector

RMS - RMS detection

2TX Antenna 1 + Antenna 2 OFDMA MODE – 26-Tones, RU Index 36

BANDEDGE (HIGH CHANNEL)

HORIZONTAL RESULT

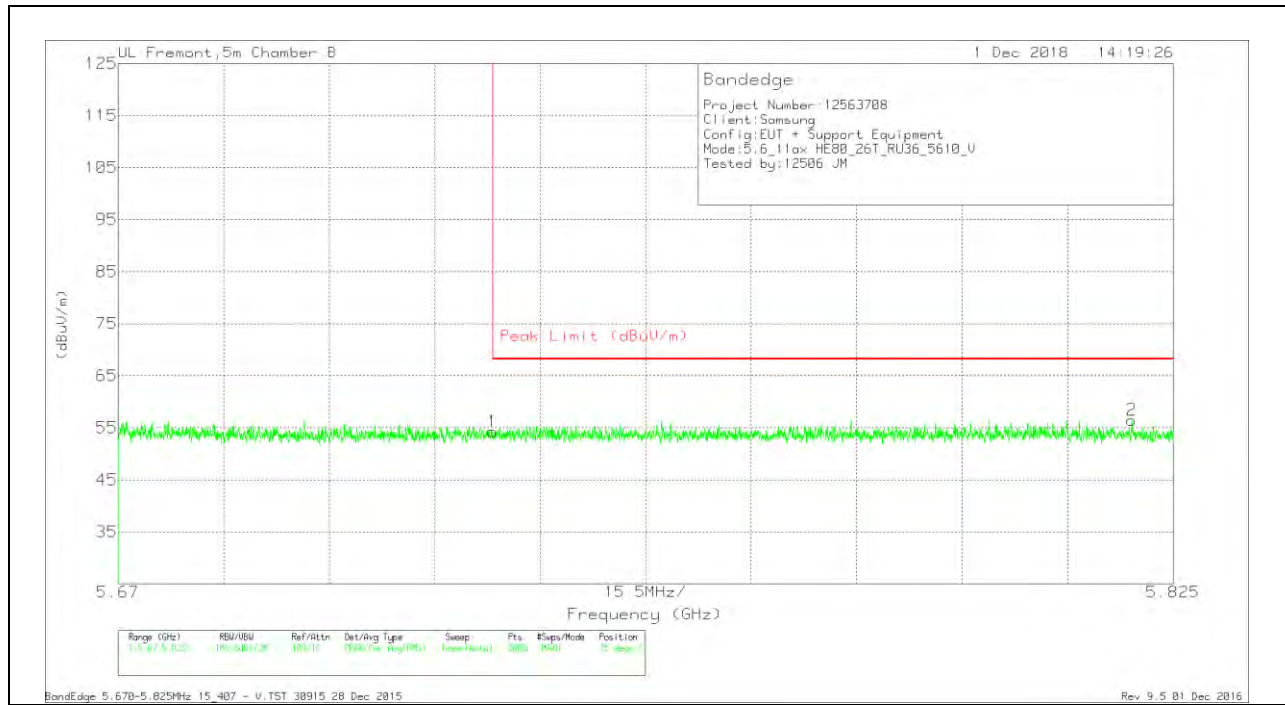


Trace Markers

Marker	Frequency (GHz)	Meter Reading (dBuV)	Det	AF T863 (dB/m)	Amp/Cbl/Filtr/Pad (dB)	Corrected Reading (dBuV/m)	Peak Limit (dBuV/m)	PK Margin (dB)	Azimuth (Degs)	Height (cm)	Polarity
1	5.725	36.57	Pk	35.5	-18.9	53.17	68.2	-15.03	325	177	H
2	5.799	39.66	Pk	35.5	-18.8	56.36	68.2	-11.84	325	177	H

Pk - Peak detector

VERTICAL RESULT



Trace Markers

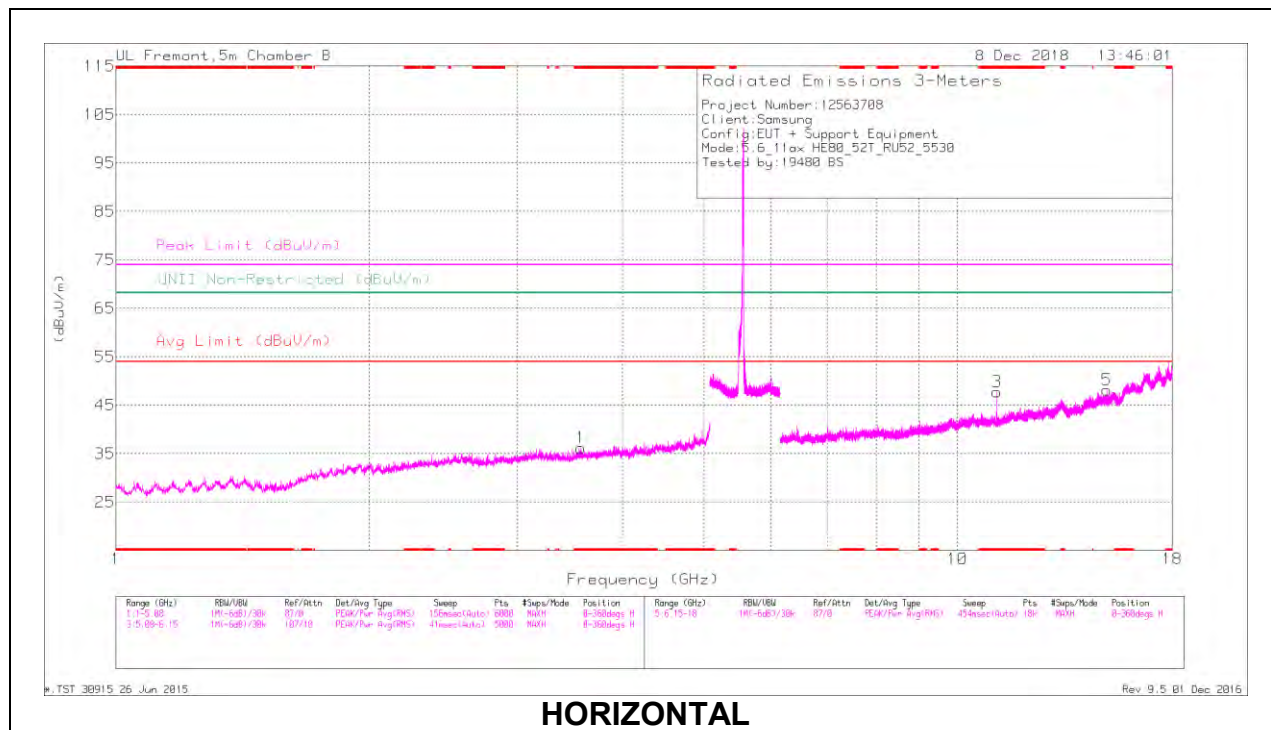
Marker	Frequency (GHz)	Meter Reading (dBuV)	Det	AF T863 (dB/m)	Amp/Cbl/Filtr/Pad (dB)	Corrected Reading (dBuV/m)	Peak Limit (dBuV/m)	PK Margin (dB)	Azimuth (Degs)	Height (cm)	Polarity
1	5.725	37.67	Pk	35.5	-18.9	54.27	68.2	-13.93	75	271	V
2	5.819	39.87	Pk	35.5	-18.9	56.47	68.2	-11.73	75	271	V

PK - Peak detector

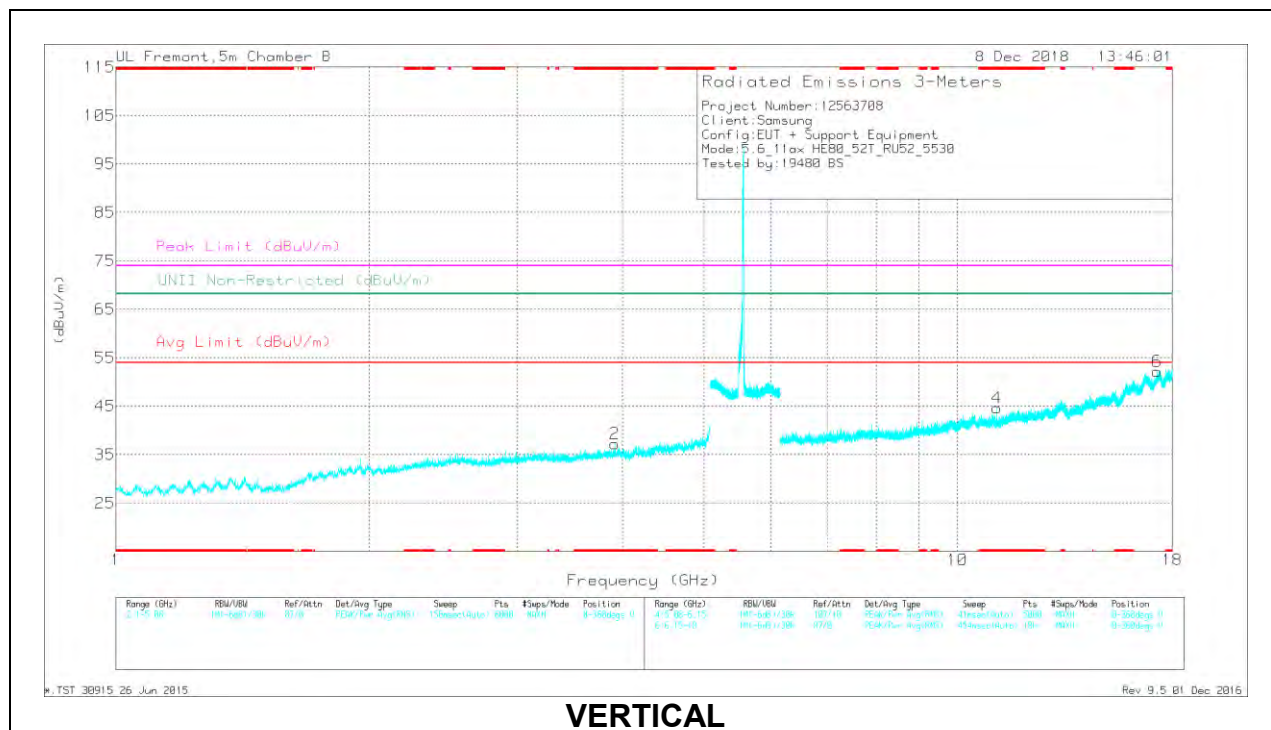
2TX Antenna 1 + Antenna 2 OFDMA MODE – 52-Tones, RU Index 52

HARMONICS AND SPURIOUS EMISSIONS

LOW CHANNEL RESULTS



HORIZONTAL



VERTICAL

RADIATED EMISSIONS

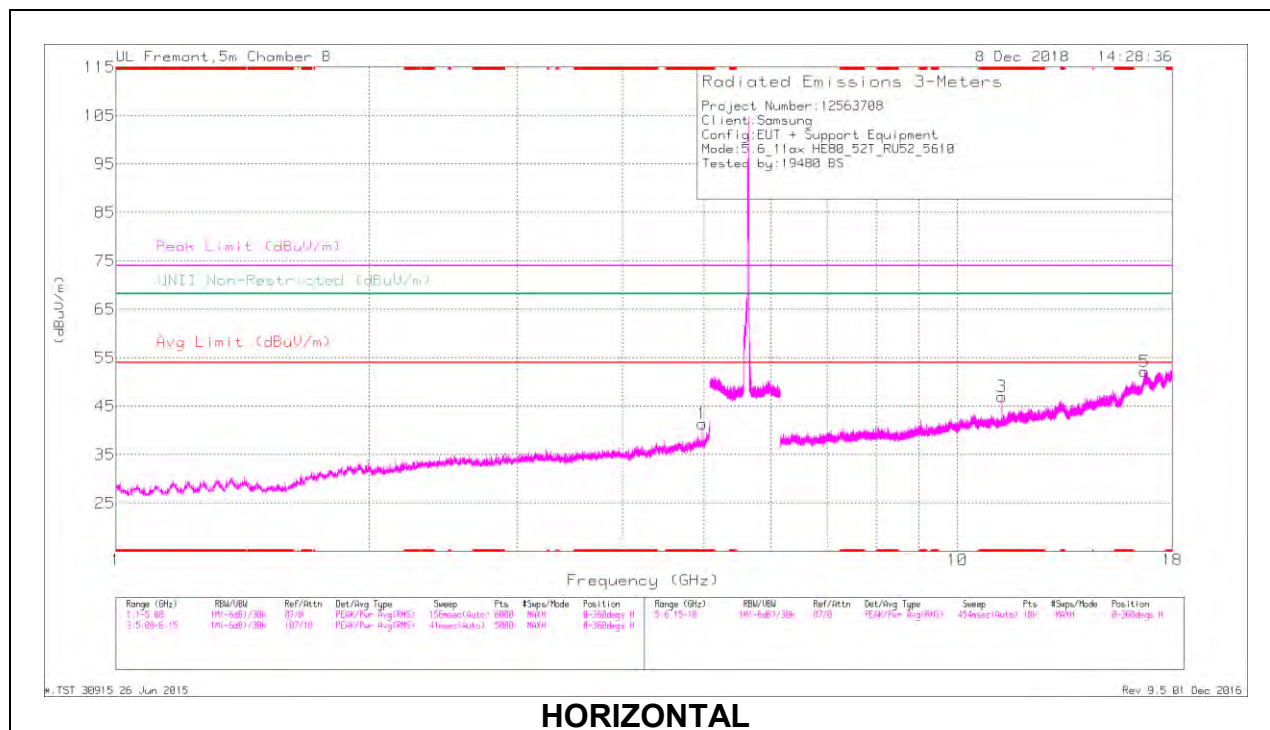
Marker	Frequency (GHz)	Meter Reading (dBuV)	Det	AF T863 (dB/m)	Amp/Cbl/Filtr/Pad (dB)	DC Corr (dB)	Corrected Reading (dBuV/m)	Avg Limit (dBuV/m)	Margin (dB)	Peak Limit (dBuV/m)	PK Margin (dB)	UNII Non-Restricted (dBuV/m)	PK Margin (dB)	Azimuth (Degs)	Height (cm)	Polarity
1	* 3.569	39.49	PK-U	33.2	-30.6	0	42.09	-	-	74	-31.91	-	-	49	320	H
	* 3.566	27.41	ADR	33.2	-30.8	.24	30.05	54	-23.95	-	-	-	-	49	320	H
2	* 3.913	39.43	PK-U	33.4	-30.1	0	42.73	-	-	74	-31.27	-	-	226	234	V
	* 3.912	28.2	ADR	33.4	-30.1	.24	31.74	54	-22.26	-	-	-	-	226	234	V
3	* 11.135	41.47	PK-U	37.9	-22.9	0	56.47	-	-	74	-17.53	-	-	202	103	H
	* 11.134	28.99	ADR	37.9	-22.9	.24	44.23	54	-9.77	-	-	-	-	202	103	H
4	* 11.134	37.63	PK-U	37.9	-22.9	0	52.63	-	-	74	-21.37	-	-	73	118	V
	* 11.134	24.97	ADR	37.9	-22.9	.24	40.21	54	-13.79	-	-	-	-	73	118	V
5	15.042	32.25	PK-U	40.5	-19.8	0	52.95	-	-	-	-	68.2	-15.25	355	171	H
6	17.263	31.37	PK-U	44.4	-18.2	0	57.57	-	-	-	-	68.2	-10.63	178	135	V

* - indicates frequency in CFR47 Pt 15 / IC RSS-Restricted Band

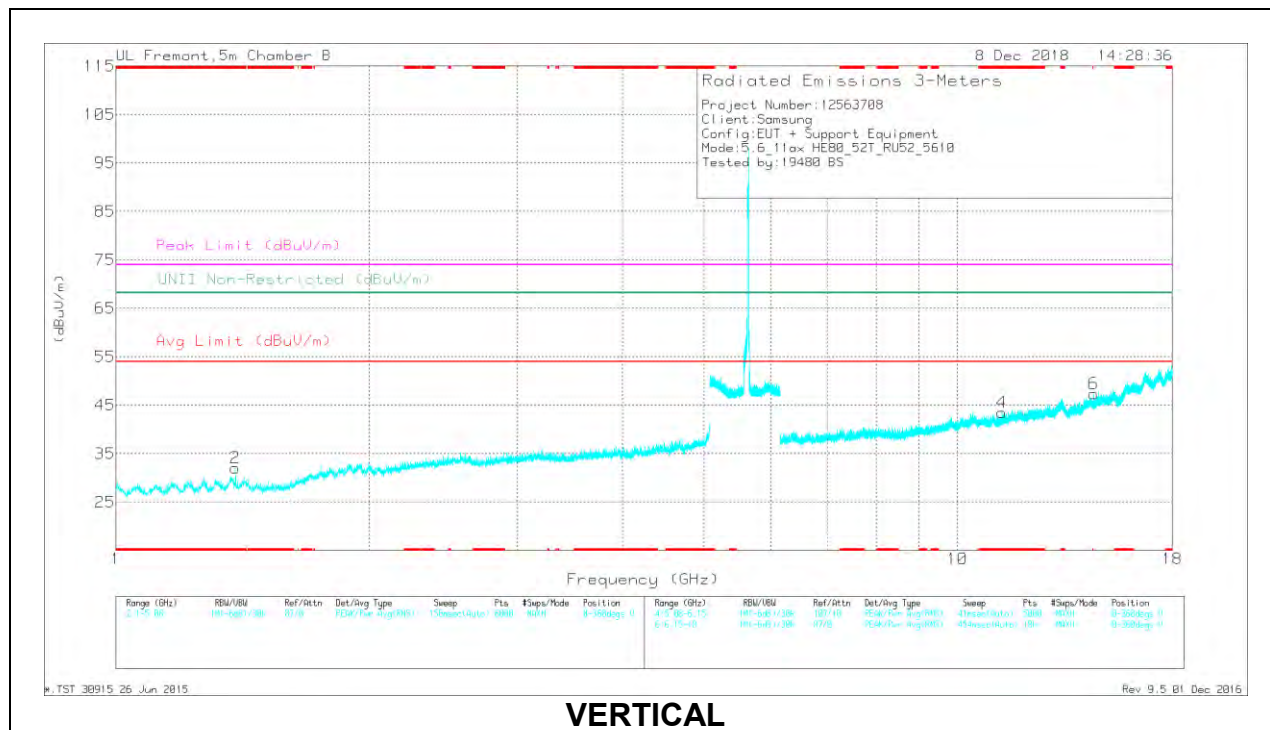
PK-U - U-NII: Maximum Peak

ADR - U-NII AD primary method, RMS average

HIGH CHANNEL RESULTS



HORIZONTAL



VERTICAL

RADIATED EMISSIONS

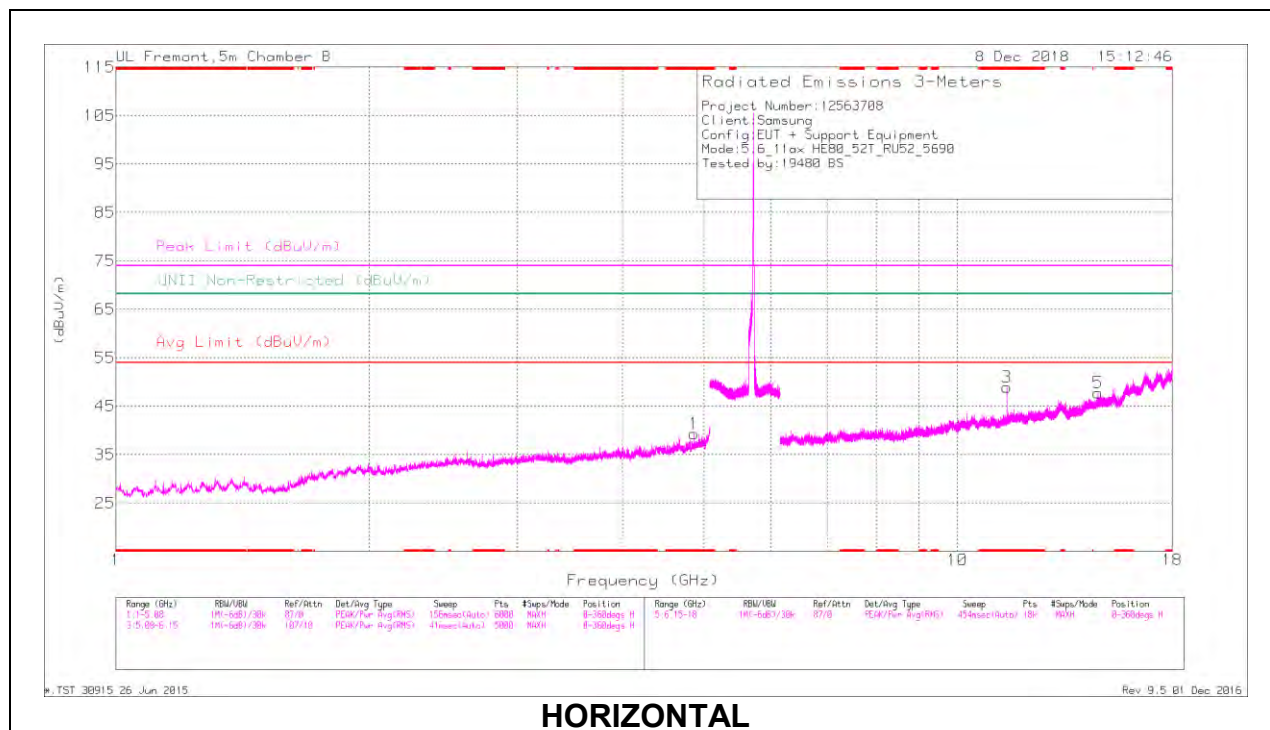
Marker	Frequency (GHz)	Meter Reading (dBuV)	Det	AF T863 (dB/m)	Amp/Cbl/Filtr/Pad (dB)	DC Corr (dB)	Corrected Reading (dBuV/m)	Avg Limit (dBuV/m)	Margin (dB)	Peak Limit (dBuV/m)	PK Margin (dB)	UNII Non-Restricted (dBuV/m)	PK Margin (dB)	Azimuth (Degs)	Height (cm)	Polarity
1	* 4.97	38.74	PK-U	34.5	-28.6	0	44.64	-	-	74	-29.36	-	-	147	208	H
	* 4.97	27.11	ADR	34.5	-28.6	.24	33.25	54	-20.75	-	-	-	-	147	208	H
2	* 1.385	40.81	PK-U	28.5	-33.2	0	36.11	-	-	74	-37.89	-	-	41	185	V
	* 1.386	28.62	ADR	28.5	-33.2	.24	24.16	54	-29.84	-	-	-	-	41	185	V
3	* 11.292	39.04	PK-U	38.2	-22.2	0	55.04	-	-	74	-18.96	-	-	198	284	H
	* 11.294	25.86	ADR	38.2	-22.2	.24	42.1	54	-11.9	-	-	-	-	198	284	H
4	* 11.294	35.45	PK-U	38.2	-22.2	0	51.45	-	-	74	-22.55	-	-	62	128	V
	* 11.294	23.24	ADR	38.2	-22.2	.24	39.48	54	-14.52	-	-	-	-	62	128	V
6	14.523	32.66	PK-U	40	-20.4	0	52.26	-	-	-	-	68.2	-15.94	70	146	V
5	16.698	30.99	PK-U	44.3	-17.6	0	57.69	-	-	-	-	68.2	-10.51	148	198	H

* - indicates frequency in CFR47 Pt 15 / IC RSS-Restricted Band

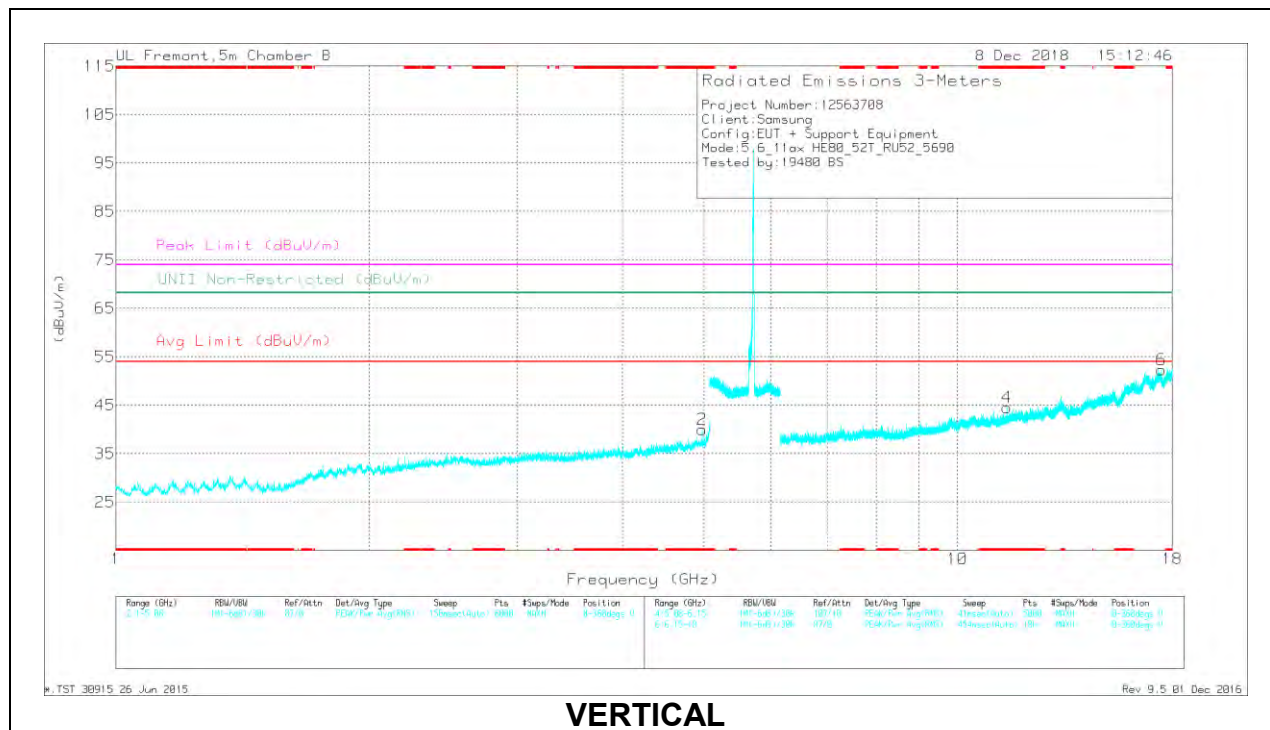
PK-U - U-NII: Maximum Peak

ADR - U-NII AD primary method, RMS average

CHANNEL 138 RESULTS



HORIZONTAL



VERTICAL

RADIATED EMISSIONS

Marker	Frequency (GHz)	Meter Reading (dBuV)	Det	AF T863 (dB/m)	Amp/Cbl/Filtr/Pad (dB)	DC Corr (dB)	Corrected Reading (dBuV/m)	Avg Limit (dBuV/m)	Margin (dB)	Peak Limit (dBuV/m)	PK Margin (dB)	UNII Non-Restricted (dBuV/m)	PK Margin (dB)	Azimuth (Degs)	Height (cm)	Polarity
1	* 4.862	38.97	PK-U	34.2	-29.3	0	43.87	-	-	74	-30.13	-	-	176	120	H
	* 4.862	27.29	ADR	34.2	-29.3	.24	32.43	54	-21.57	-	-	-	-	176	120	H
2	* 4.968	38.45	PK-U	34.5	-28.6	0	44.35	-	-	74	-29.65	-	-	89	246	V
	* 4.97	26.88	ADR	34.5	-28.5	.24	33.12	54	-20.88	-	-	-	-	89	246	V
3	* 11.453	41.39	PK-U	38.4	-22.6	0	57.19	-	-	74	-16.81	-	-	199	103	H
	* 11.454	28.36	ADR	38.4	-22.6	.24	44.4	54	-9.6	-	-	-	-	199	103	H
4	* 11.452	36.43	PK-U	38.4	-22.6	0	52.23	-	-	74	-21.77	-	-	188	329	V
	* 11.454	24.2	ADR	38.4	-22.6	.24	40.24	54	-13.76	-	-	-	-	188	329	V
5	14.689	32.83	PK-U	40.7	-20.1	0	53.43	-	-	-	-	68.2	-14.77	194	383	H
6	17.475	31.96	PK-U	43.3	-17.5	0	57.76	-	-	-	-	68.2	-10.44	57	102	V

* - indicates frequency in CFR47 Pt 15 / IC RSS-Restricted Band

PK-U - U-NII: Maximum Peak

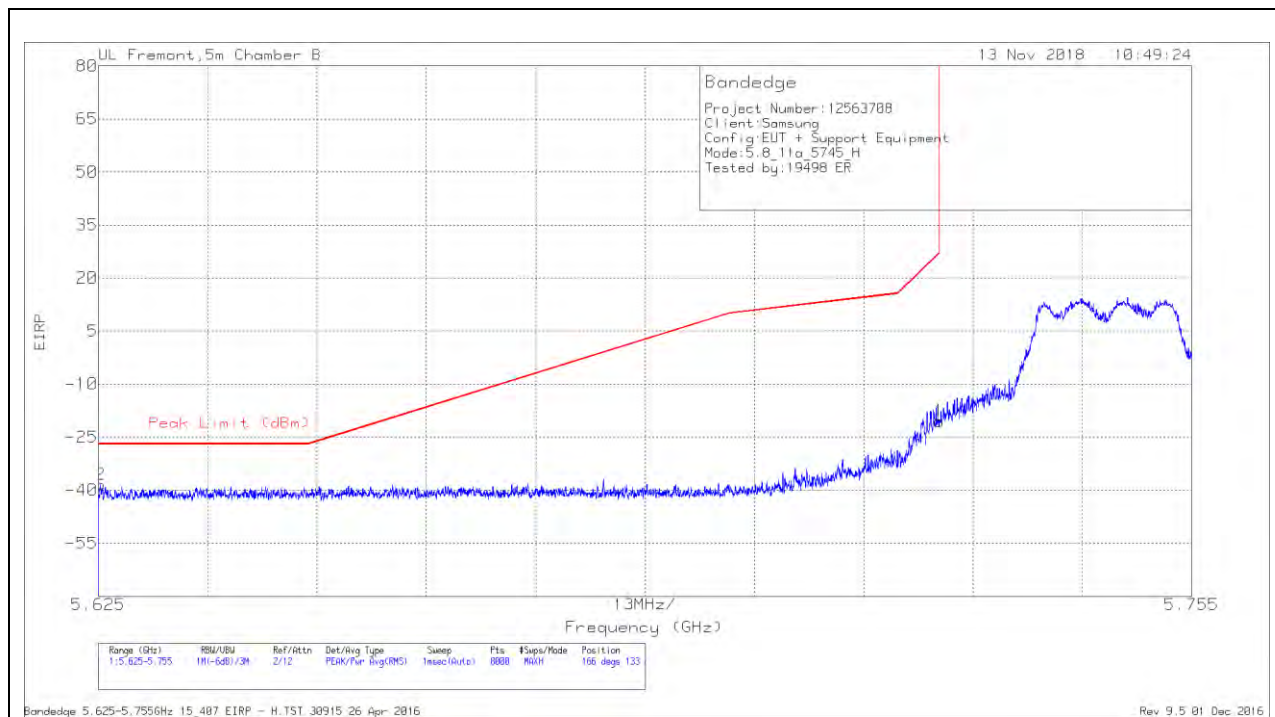
ADR - U-NII AD primary method, RMS average

9.1.22. TX ABOVE 1 GHz 802.11a MODE IN THE 5.8 GHz BAND

2TX Antenna 1 + Antenna 2 CDD MODE

BANDEDGE (LOW CHANNEL)

HORIZONTAL RESULT

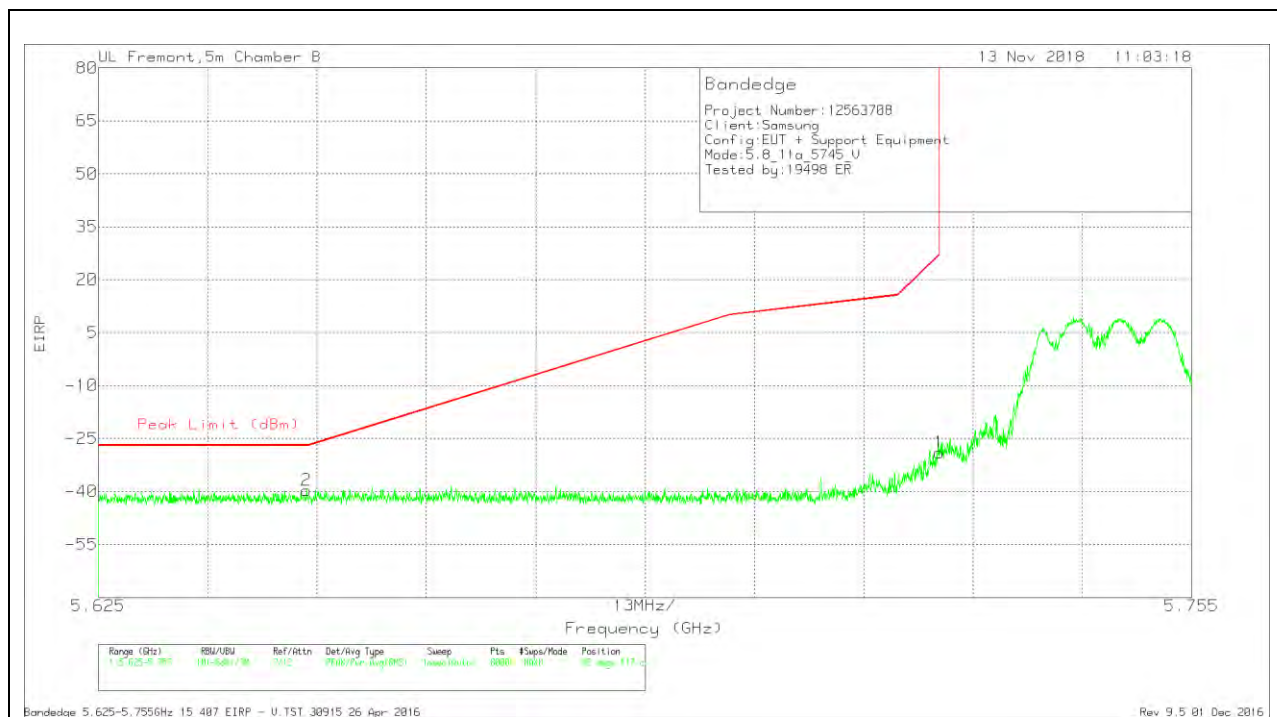


Trace Markers

Marker	Frequency (GHz)	Meter Reading (dBm)	Det	AF T863 (dB/m)	Amp/Cbl/Filtr/Pad (dB)	Conversion Factor (dB)	Corrected Reading EIRP	Peak Limit (dBm)	PK Margin (dB)	Azimuth (Degs)	Height (cm)	Polarity
2	5.625	-66.86	Pk	35.5	-18.9	11.8	-38.46	-27	-11.46	166	133	H
1	5.725	-48.99	Pk	35.5	-18.9	11.8	-20.59	27	-47.59	166	133	H

Pk - Peak detector

VERTICAL RESULT



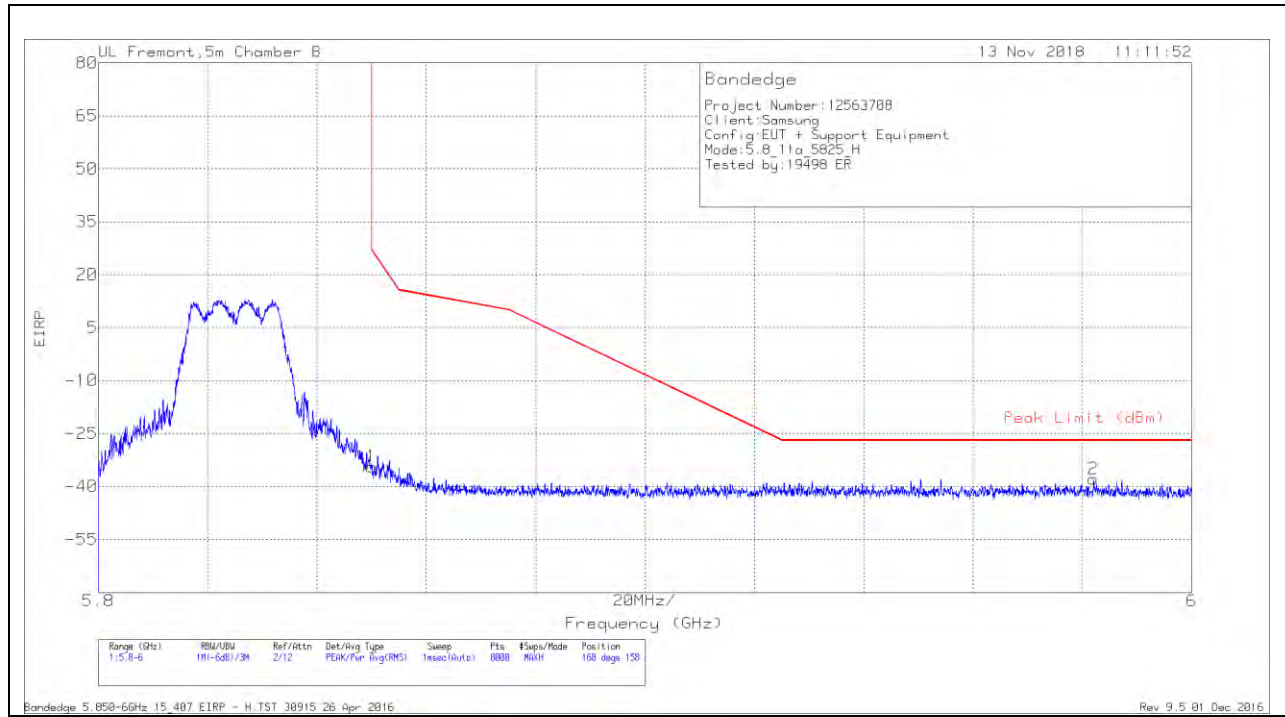
Trace Markers

Marker	Frequency (GHz)	Meter Reading (dBm)	Det	AF T863 (dB/m)	Amp/Cbl/Filtr/Pad (dB)	Conversion Factor (dB)	Corrected Reading EIRP	Peak Limit (dBm)	PK Margin (dB)	Azimuth (Degs)	Height (cm)	Polarity
2	5.65	-68.16	Pk	35.5	-18.8	11.8	-39.66	-27	-12.66	85	117	V
1	5.725	-57.45	Pk	35.5	-18.9	11.8	-29.05	27	-56.05	85	117	V

Pk - Peak detector

BANDEDGE (HIGH CHANNEL)

HORIZONTAL RESULT

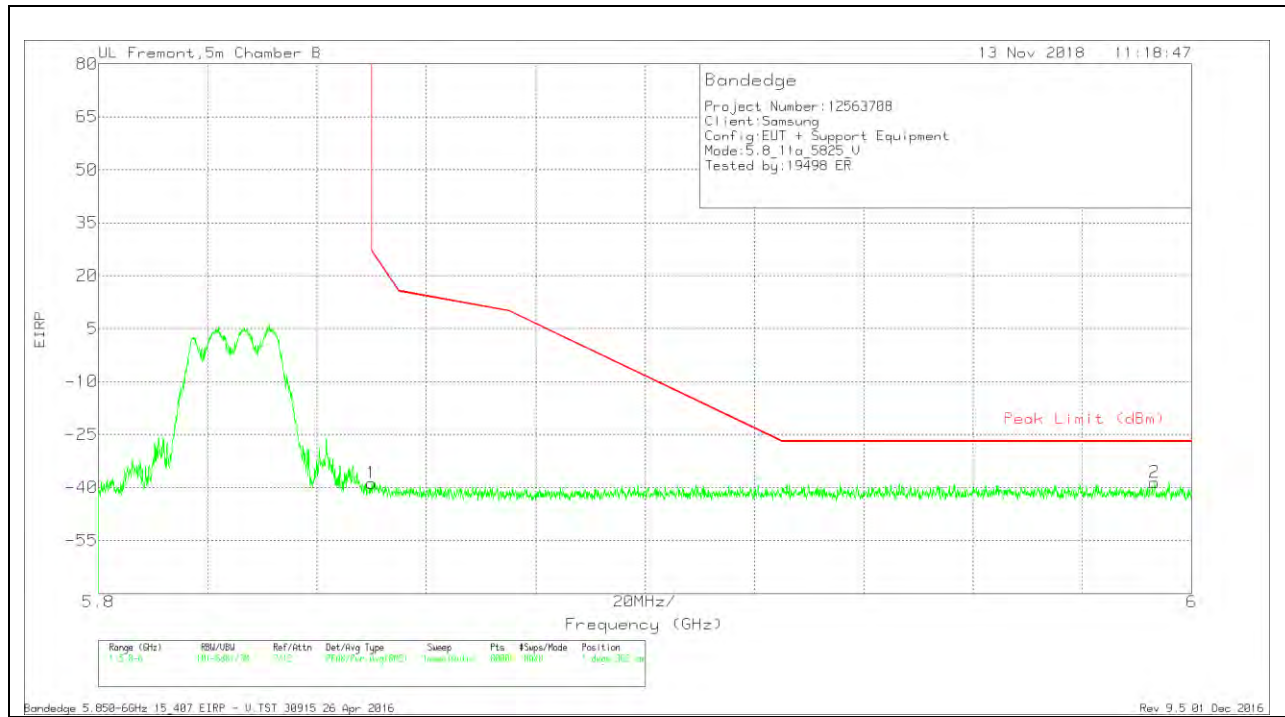


Trace Markers

Marker	Frequency (GHz)	Meter Reading (dBm)	Det	AF T863 (dB/m)	Amp/Cbl/Filtr/Pad (dB)	Conversion Factor (dB)	Corrected Reading EIRP	Peak Limit (dBm)	PK Margin (dB)	Azimuth (Degs)	Height (cm)	Polarity
1	5.85	-62.59	Pk	35.4	-18.9	11.8	-34.29	26.99	-61.28	168	158	H
2	5.982	-66.67	Pk	35.4	-18.3	11.8	-37.77	-27	-10.77	168	158	H

Pk - Peak detector

VERTICAL RESULT



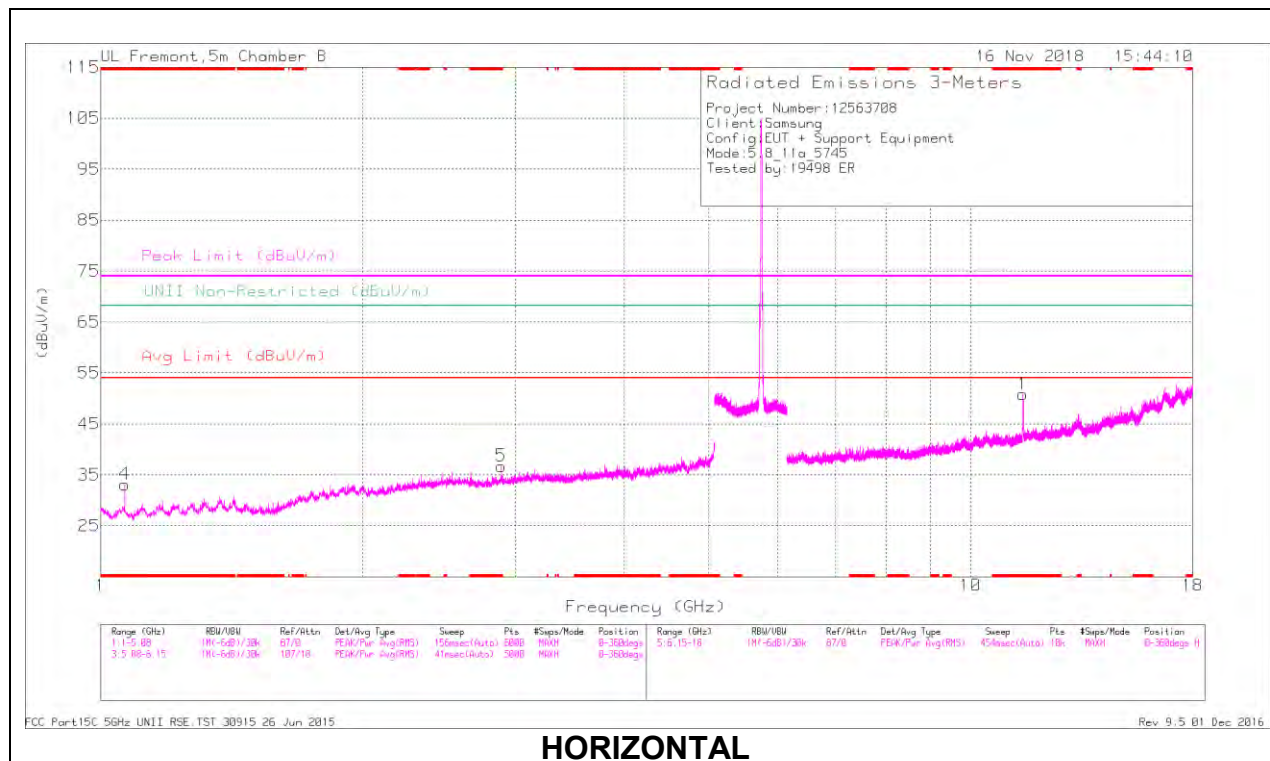
Trace Markers

Marker	Frequency (GHz)	Meter Reading (dBm)	Det	AF T863 (dB/m)	Amp/Cbl/Filtr/Pad (dB)	Conversion Factor (dB)	Corrected Reading EIRP	Peak Limit (dBm)	PK Margin (dB)	Azimuth (Degs)	Height (cm)	Polarity
1	5.85	-67	Pk	35.4	-18.9	11.8	-38.7	26.99	-65.69	1	363	V
2	5.993	-67.46	Pk	35.4	-18.3	11.8	-38.56	-27	-11.56	1	363	V

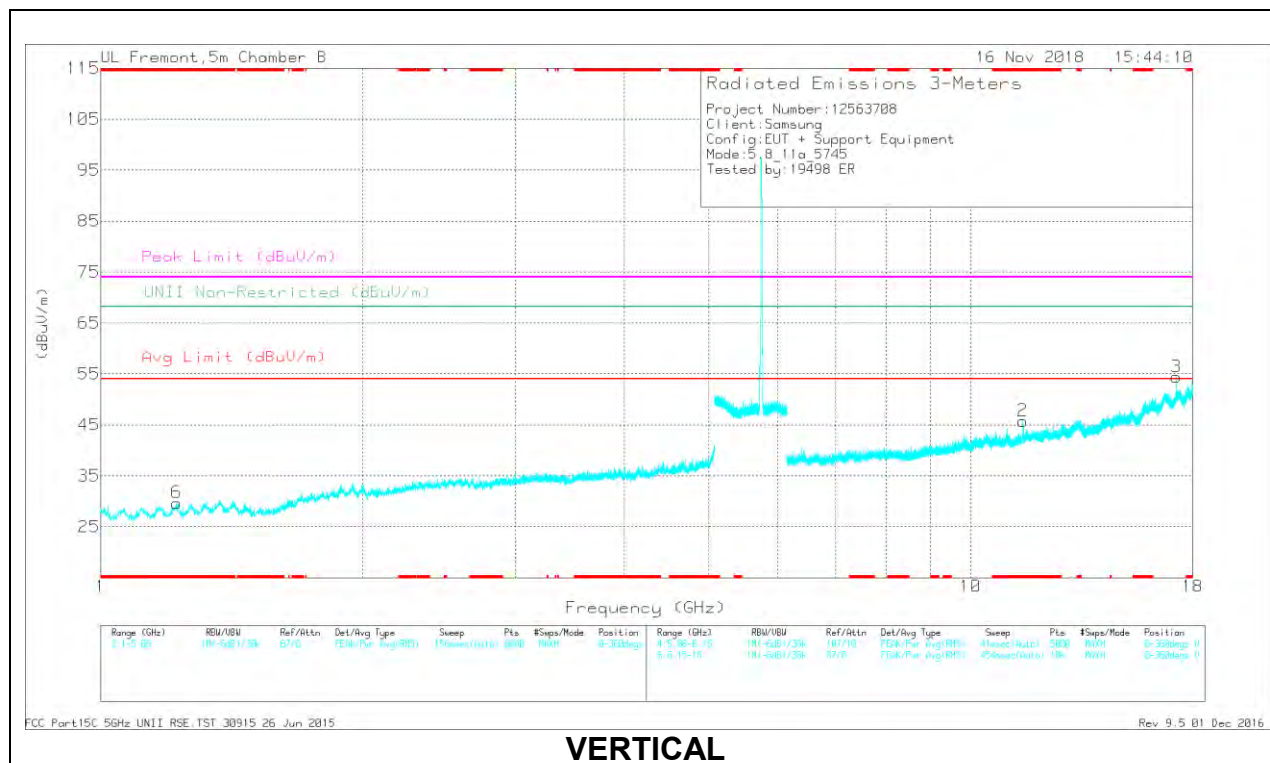
Pk - Peak detector

HARMONICS AND SPURIOUS EMISSIONS

LOW CHANNEL RESULTS



HORIZONTAL



VERTICAL

RADIATED EMISSIONS

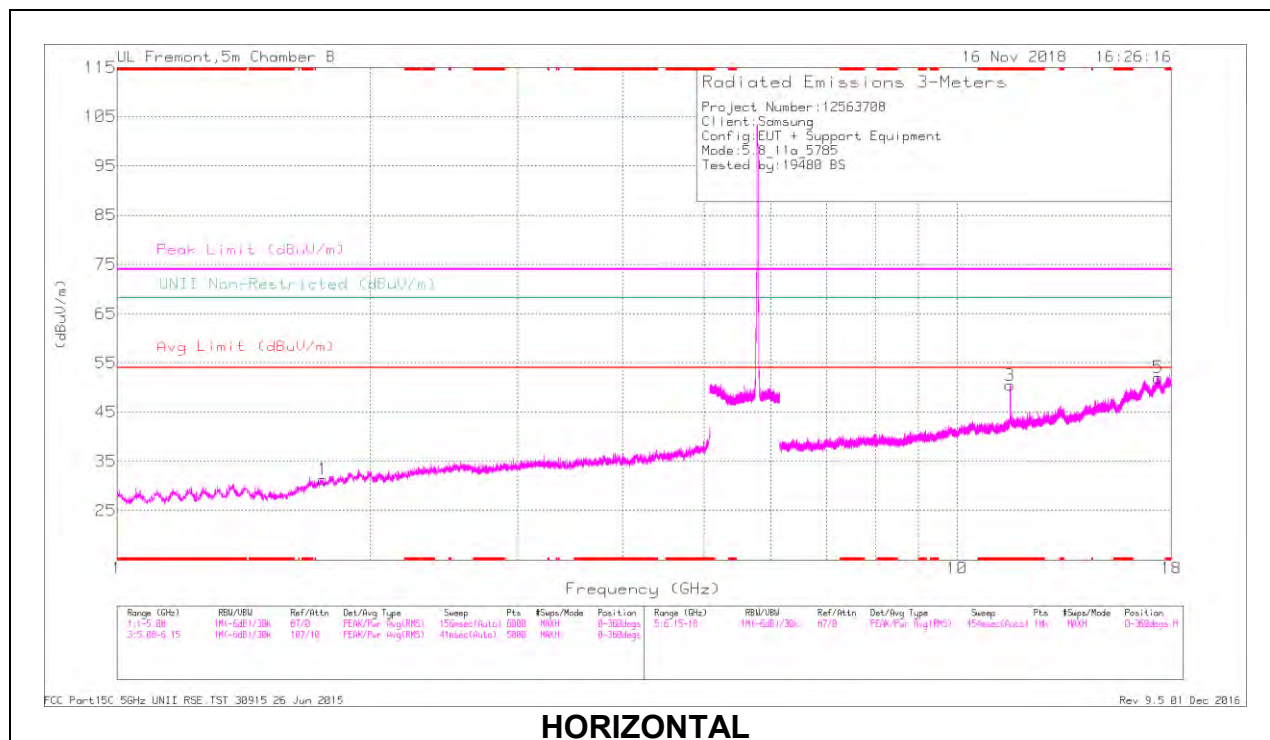
Marker	Frequency (GHz)	Meter Reading (dBuV)	Det	AF T863 (dB/m)	Amp/Cbl/Filtr/Pad (dB)	DC Corr (dB)	Corrected Reading (dBuV/m)	Avg Limit (dBuV/m)	Margin (dB)	Peak Limit (dBuV/m)	PK Margin (dB)	UNII Non-Restricted (dBuV/m)	PK Margin (dB)	Azimuth (Degs)	Height (cm)	Polarity
5	* 2.89	40.09	PK-U	32.7	-31.3	0	41.49	-	-	74	-32.51	-	-	208	174	H
	* 2.89	28.36	ADR	32.7	-31.3	.29	30.05	54	-23.95	-	-	-	-	208	174	H
4	* 1.066	42.12	PK-U	27.4	-34.2	0	35.32	-	-	74	-38.68	-	-	349	126	H
	* 1.066	30.15	ADR	27.4	-34.2	.29	23.64	54	-30.36	-	-	-	-	349	126	H
6	* 1.223	42.36	PK-U	28.3	-34.3	0	36.36	-	-	74	-37.64	-	-	148	150	V
	* 1.223	30.53	ADR	28.3	-34.3	.29	24.82	54	-29.18	-	-	-	-	148	150	V
1	* 11.489	39.76	PK-U	38.4	-22.4	0	55.76	-	-	74	-18.24	-	-	90	127	H
	* 11.489	29.06	ADR	38.4	-22.4	.29	45.35	54	-8.65	-	-	-	-	90	127	H
2	* 11.489	35.33	PK-U	38.4	-22.4	0	51.33	-	-	74	-22.67	-	-	217	254	V
	* 11.489	24.1	ADR	38.4	-22.4	.29	40.39	54	-13.61	-	-	-	-	217	254	V
3	17.234	36.52	PK-U	44.1	-18.2	0	62.42	-	-	-	-	68.2	-5.78	183	201	V

* - indicates frequency in CFR47 Pt 15 / IC RSS-Restricted Band

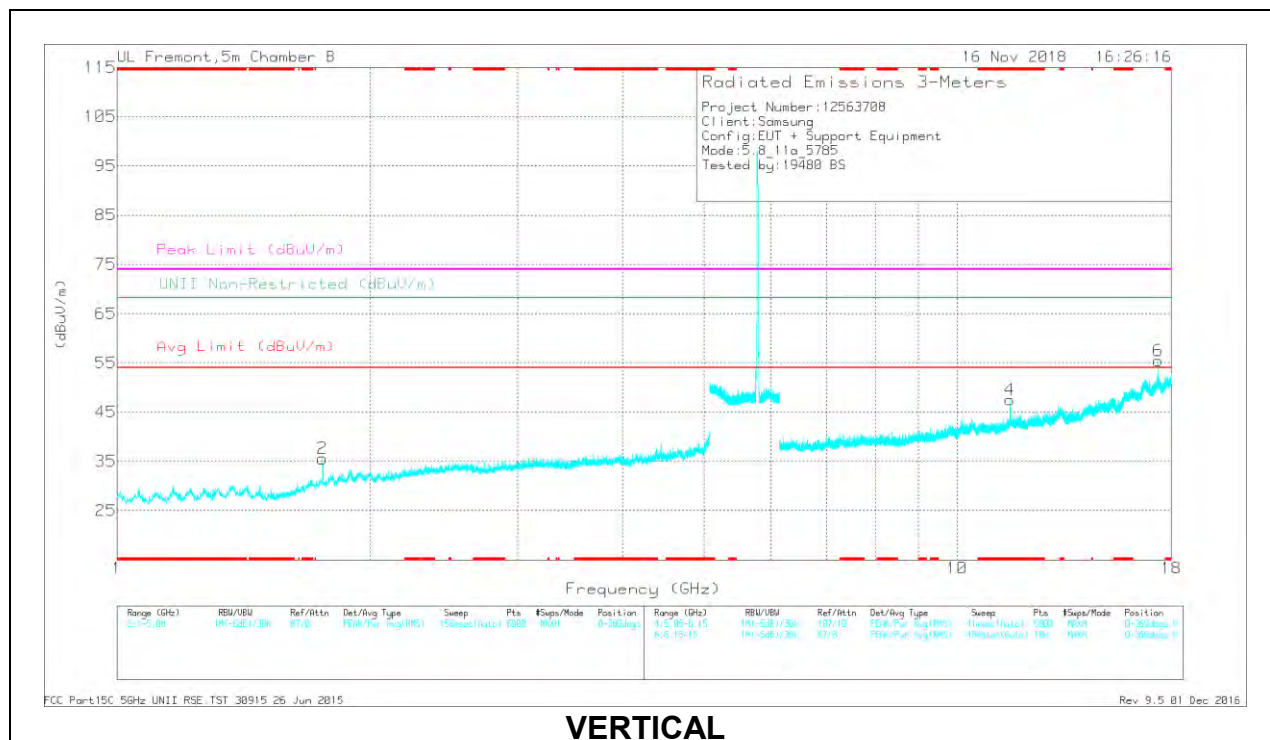
PK-U - U-NII: Maximum Peak

ADR - U-NII AD primary method, RMS average

MID CHANNEL RESULTS



HORIZONTAL



VERTICAL

RADIATED EMISSIONS

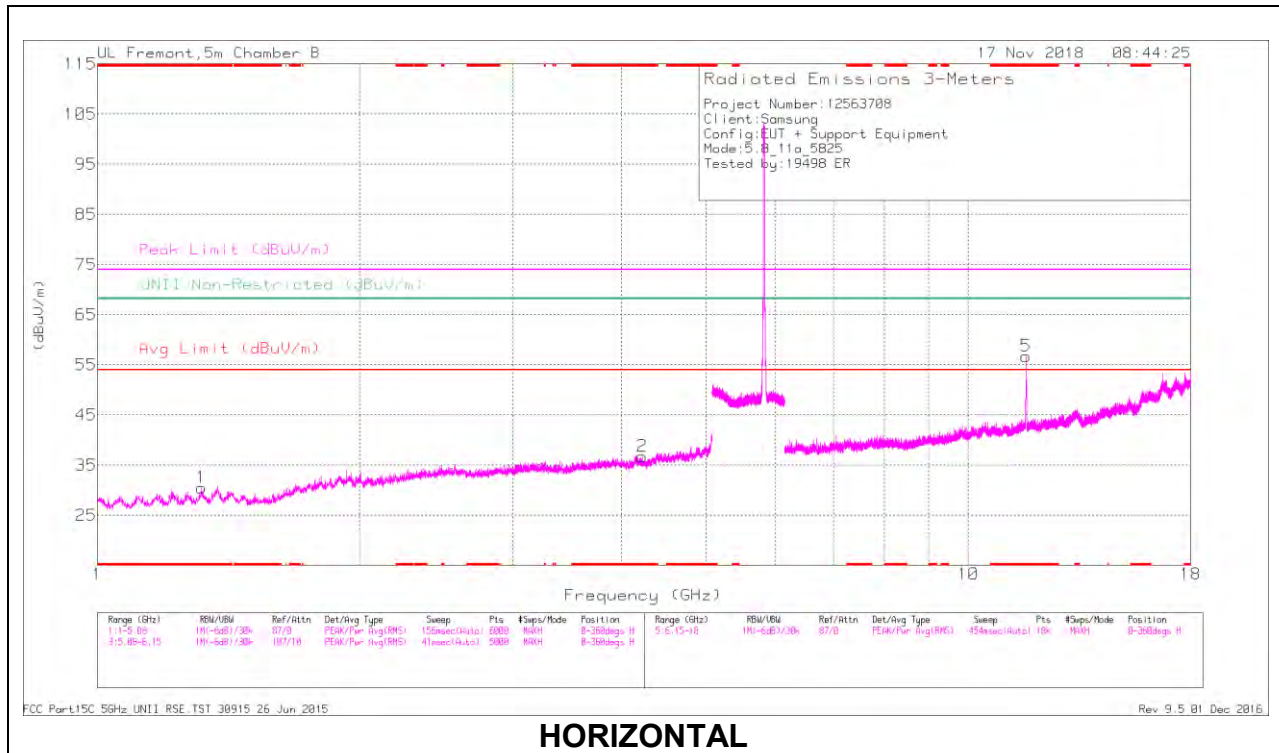
Marker	Frequency (GHz)	Meter Reading (dBuV)	Det	AF T863 (dB/m)	Amp/Cbl/Filtr/Pad (dB)	DC Corr (dB)	Corrected Reading (dBuV/m)	Avg Limit (dBuV/m)	Margin (dB)	Peak Limit (dBuV/m)	PK Margin (dB)	UNII Non-Restricted (dBuV/m)	PK Margin (dB)	Azimuth (Degs)	Height (cm)	Polarity
3	* 11.569	40.93	PK-U	38.6	-21.9	0	57.63	-	-	74	-16.37	-	-	99	107	H
	* 11.569	29.77	ADR	38.6	-21.9	.29	46.76	54	-7.24	-	-	-	-	99	107	H
4	* 11.57	37.63	PK-U	38.6	-21.9	0	54.33	-	-	74	-19.67	-	-	92	103	V
	* 11.569	25.87	ADR	38.6	-21.9	.29	42.86	54	-11.14	-	-	-	-	92	103	V
1	1.758	40.99	PK-U	30.2	-33.3	0	37.89	-	-	-	-	68.2	-30.31	193	353	H
2	1.759	41.26	PK-U	30.2	-33.3	0	38.16	-	-	-	-	68.2	-30.04	168	361	V
6	17.353	35.88	PK-U	44.5	-17.9	0	62.48	-	-	-	-	68.2	-5.72	193	214	V
5	17.354	30.74	PK-U	44.4	-17.9	0	57.24	-	-	-	-	68.2	-10.96	212	233	H

* - indicates frequency in CFR47 Pt 15 / IC RSS-Restricted Band

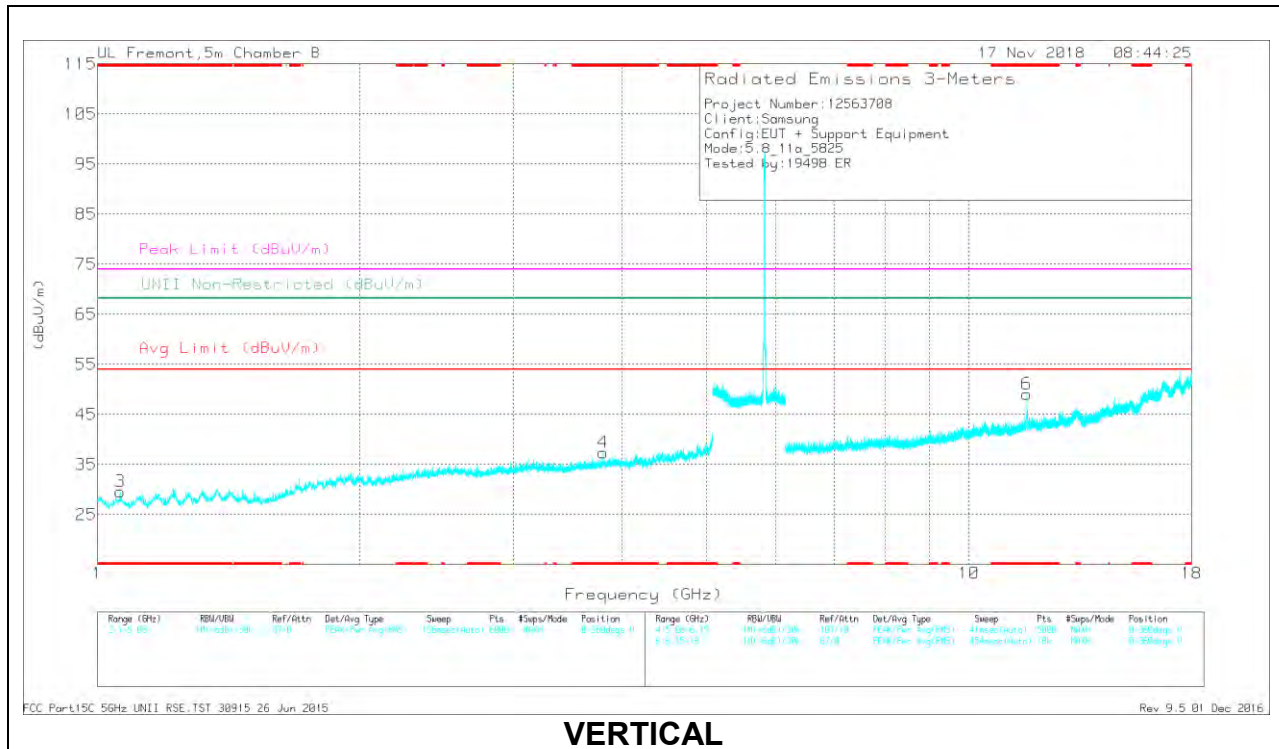
PK-U - U-NII: Maximum Peak

ADR - U-NII AD primary method, RMS average

HIGH CHANNEL RESULTS



HORIZONTAL



VERTICAL

RADIATED EMISSIONS

Marker	Frequency (GHz)	Meter Reading (dBuV)	Det	AF T863 (dB/m)	Amp/Cbl/Filtr/Pad (dB)	DC Corr (dB)	Corrected Reading (dBuV/m)	Avg Limit (dBuV/m)	Margin (dB)	Peak Limit (dBuV/m)	PK Margin (dB)	UNII Non-Restricted (dBuV/m)	PK Margin (dB)	Azimuth (Degs)	Height (cm)	Polarity
2	* 4.226	39.41	PK-U	33.6	-30.2	0	42.81	-	-	74	-31.19	-	-	21	231	H
	* 4.227	28.23	ADR	33.6	-30.2	.29	31.92	54	-22.08	-	-	-	-	21	231	H
1	* 1.317	42.28	PK-U	28.4	-34	0	36.68	-	-	74	-37.32	-	-	181	190	H
	* 1.316	30.4	ADR	28.4	-34	.29	25.09	54	-28.91	-	-	-	-	181	190	H
4	* 3.805	39.9	PK-U	33.4	-30.6	0	42.7	-	-	74	-31.3	-	-	134	400	V
	* 3.805	28.77	ADR	33.4	-30.6	.29	31.86	54	-22.14	-	-	-	-	134	400	V
3	* 1.063	42.14	PK-U	27.4	-34.1	0	35.44	-	-	74	-38.56	-	-	72	315	V
	* 1.06	30.87	ADR	27.4	-34.3	.29	24.26	54	-29.74	-	-	-	-	72	315	V
5	* 11.654	42.97	PK-U	38.8	-21.8	0	59.97	-	-	74	-14.03	-	-	195	111	H
	* 11.649	31.98	ADR	38.8	-21.6	.29	49.47	54	-4.53	-	-	-	-	195	111	H
6	* 11.654	38.38	PK-U	38.8	-21.8	0	55.38	-	-	74	-18.62	-	-	211	223	V
	* 11.649	26.12	ADR	38.8	-21.6	.29	43.61	54	-10.39	-	-	-	-	211	223	V

* - indicates frequency in CFR47 Pt 15 / IC RSS-Restricted Band

PK-U - U-NII: Maximum Peak

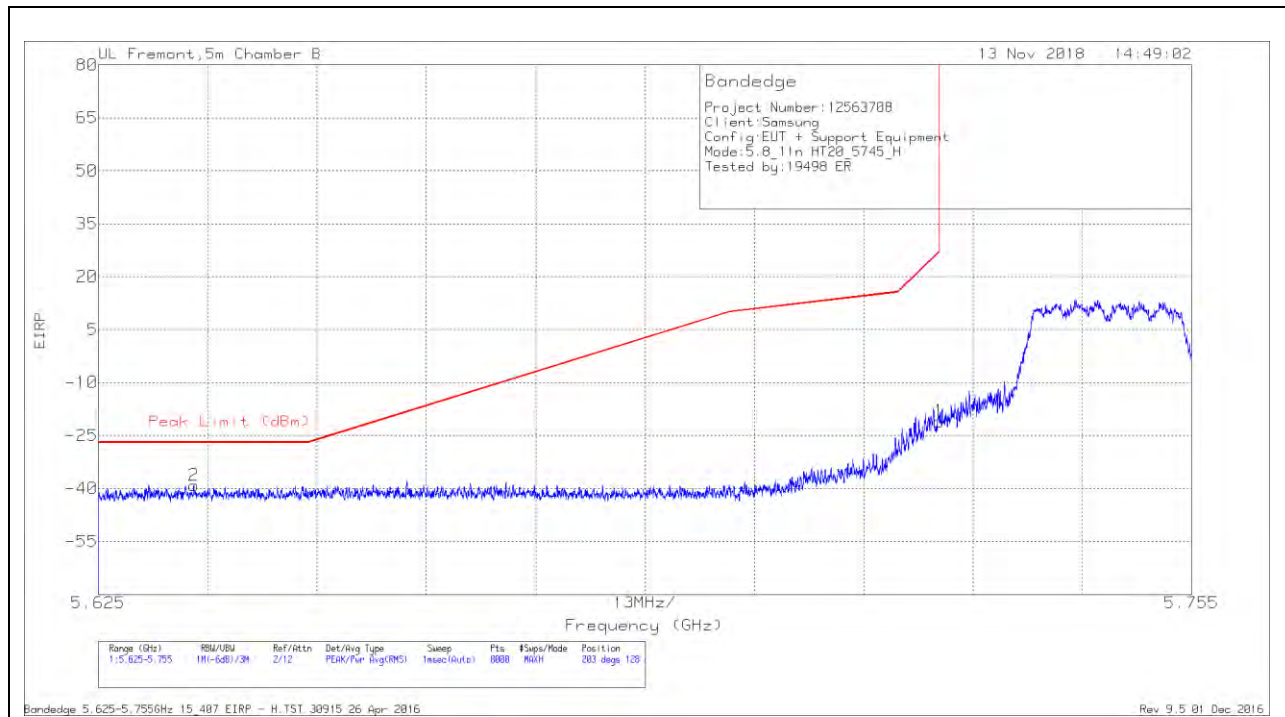
ADR - U-NII AD primary method, RMS average

9.1.23. TX ABOVE 1 GHz 802.11n HT20 MODE IN THE 5.8 GHz BAND

2TX Antenna 1 + Antenna 2 CDD MODE

BANDEDGE (LOW CHANNEL)

HORIZONTAL RESULT

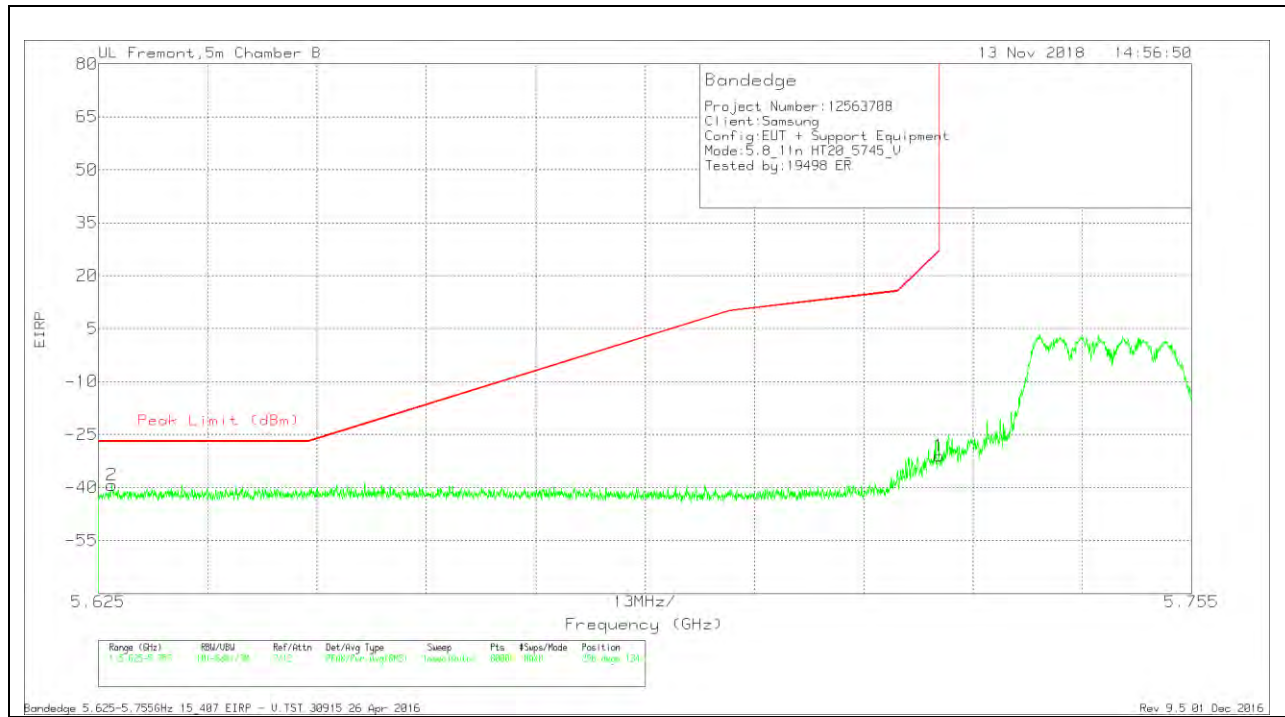


Trace Markers

Marker	Frequency (GHz)	Meter Reading (dBm)	Det	AF T863 (dB/m)	Amp/Cb/Fitr/Pad (dB)	Conversion Factor (dB)	Corrected Reading EIRP	Peak Limit (dBm)	PK Margin (dB)	Azimuth (Degs)	Height (cm)	Polarity
2	5.636	-67.47	Pk	35.5	-18.9	11.8	-39.07	-27	-12.07	203	128	H
1	5.725	-49.39	Pk	35.5	-18.9	11.8	-20.99	27	-47.99	203	128	H

Pk - Peak detector

VERTICAL RESULT



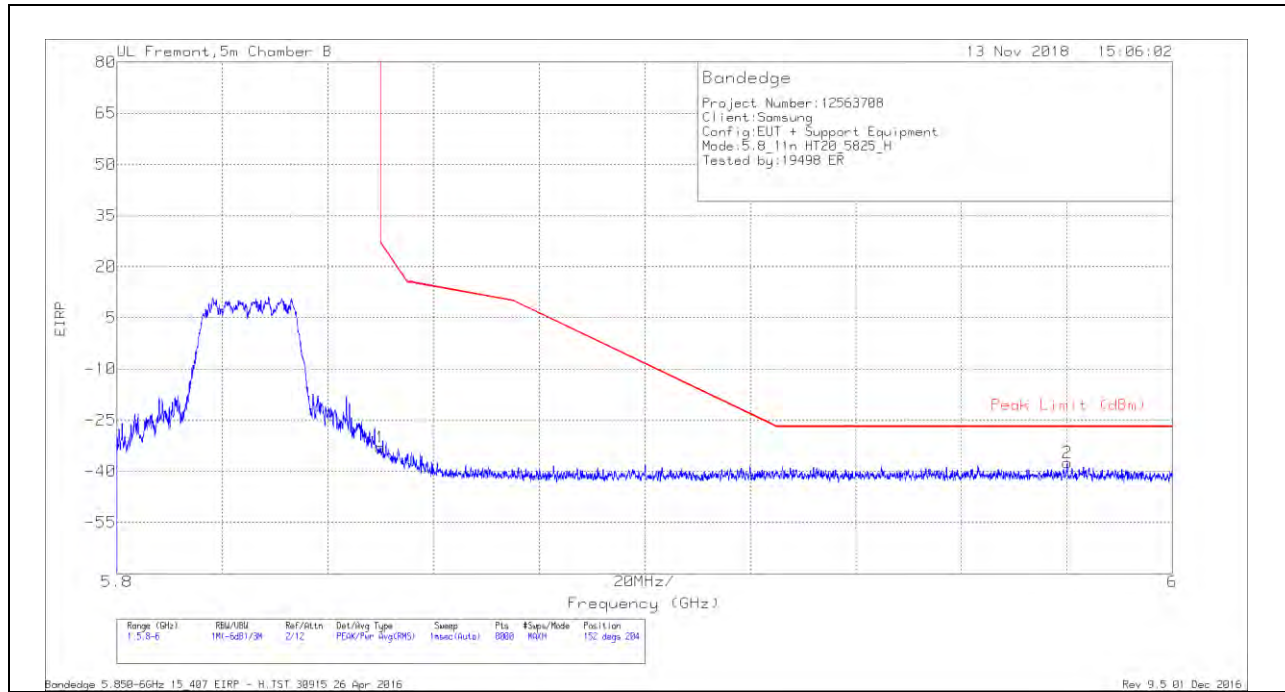
Trace Markers

Marker	Frequency (GHz)	Meter Reading (dBm)	Det	AF T863 (dB/m)	Amp/Cbl/Filtr/Pad (dB)	Conversion Factor (dB)	Corrected Reading EIRP	Peak Limit (dBm)	PK Margin (dB)	Azimuth (Degs)	Height (cm)	Polarity
2	5.627	-67.78	Pk	35.5	-18.8	11.8	-39.28	-27	-12.28	256	134	V
1	5.725	-59.43	Pk	35.5	-18.9	11.8	-31.03	27	-58.03	256	134	V

Pk - Peak detector

BANDEDGE (HIGH CHANNEL)

HORIZONTAL RESULT

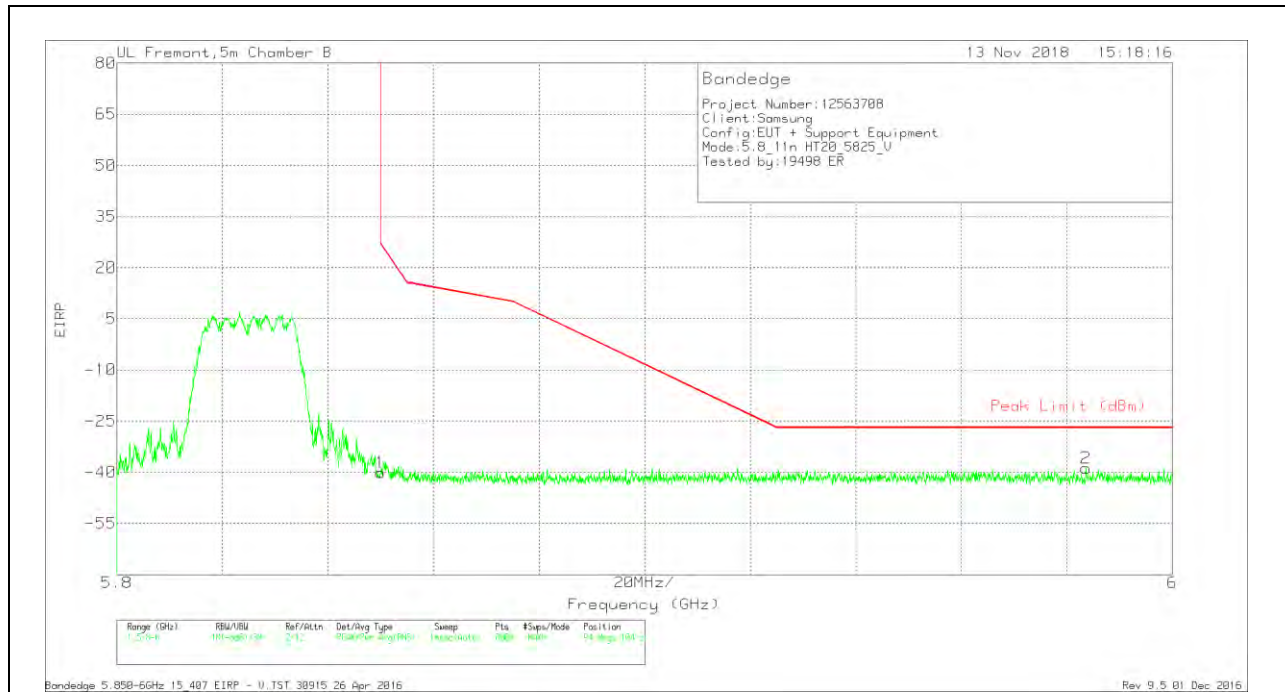


Trace Markers

Marker	Frequency (GHz)	Meter Reading (dBm)	Det	AF T863 (dB/m)	Amp/Cbl/Fitr/Pad (dB)	Conversion Factor (dB)	Corrected Reading EIRP	Peak Limit (dBm)	PK Margin (dB)	Azimuth (Degs)	Height (cm)	Polarity
1	5.85	-61.37	Pk	35.4	-18.9	11.8	-33.07	26.99	-60.06	152	204	H
2	5.98	-66.43	Pk	35.4	-18.2	11.8	-37.43	-27	-10.43	152	204	H

Pk - Peak detector

VERTICAL RESULT



Trace Markers

Marker	Frequency (GHz)	Meter Reading (dBm)	Det	AF T863 (dB/m)	Amp/Cbl/Filtr/Pad (dB)	Conversion Factor (dB)	Corrected Reading EIRP	Peak Limit (dBm)	PK Margin (dB)	Azimuth (Degs)	Height (cm)	Polarity
1	5.85	-68.35	Pk	35.4	-18.9	11.8	-40.05	26.99	-67.04	94	104	V
2	5.984	-67.61	Pk	35.4	-18.3	11.8	-38.71	-27	-11.71	94	104	V

Pk - Peak detector