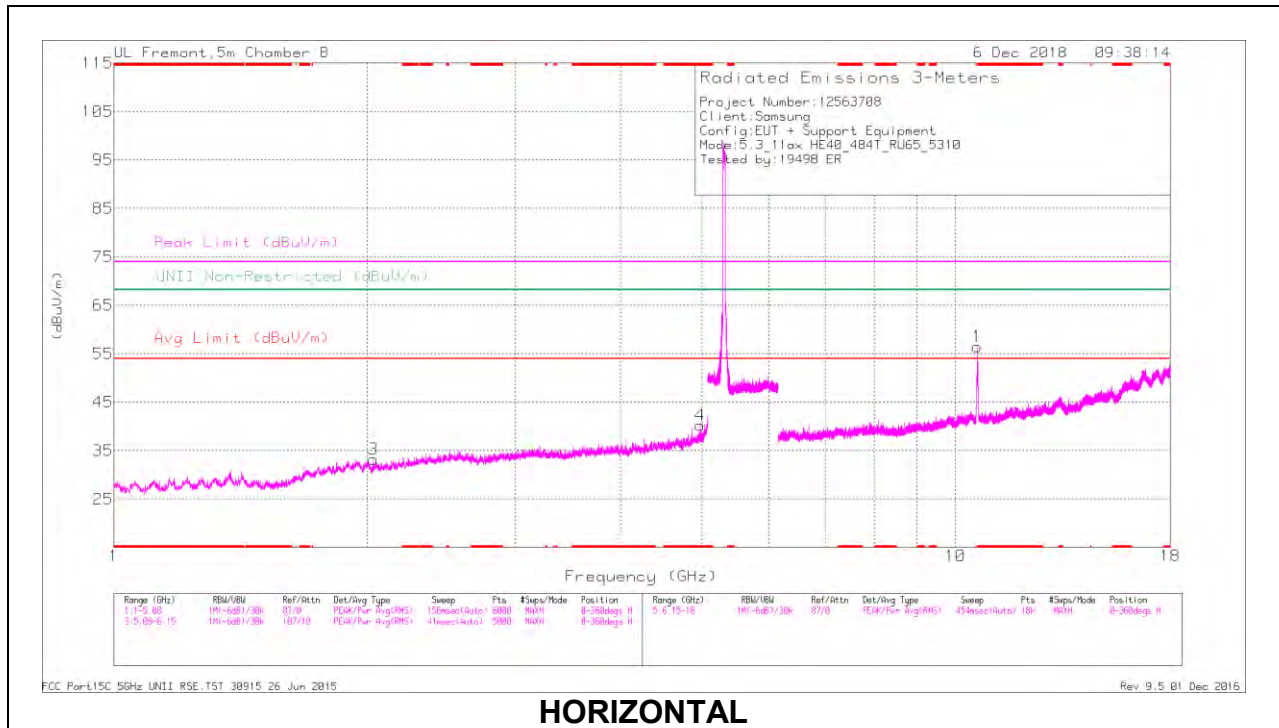
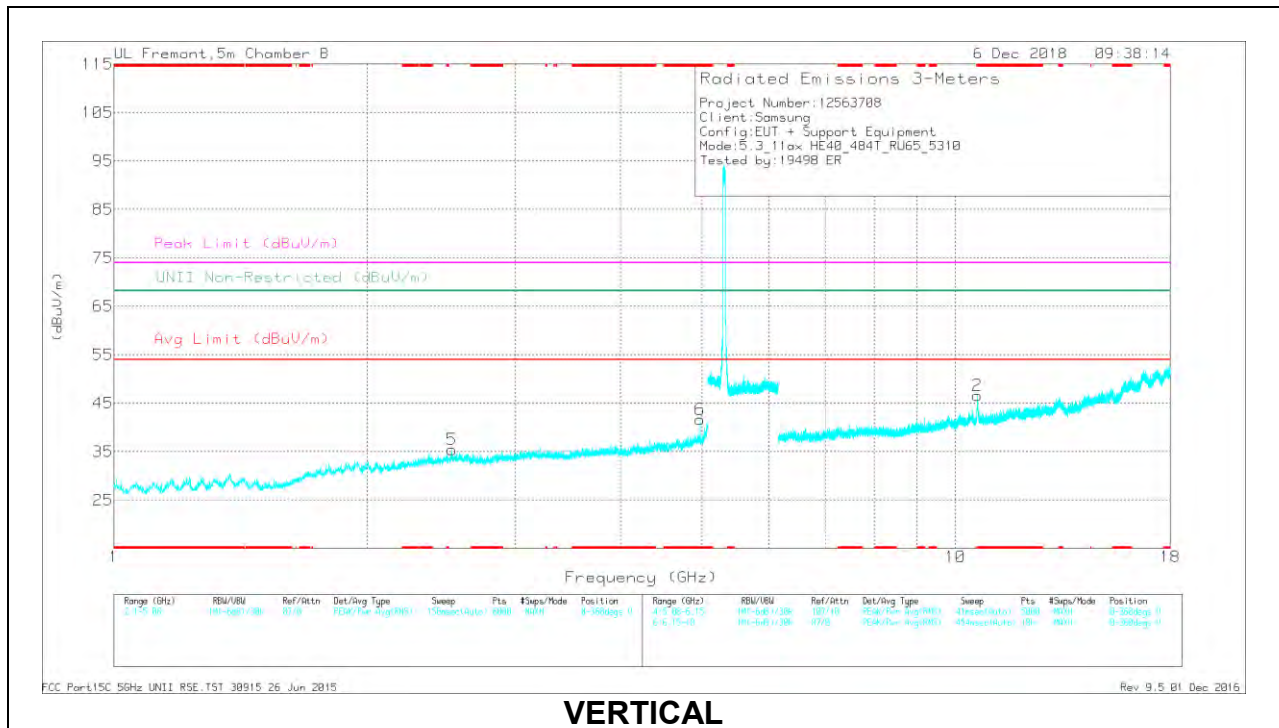


HIGH CHANNEL RESULTS



HORIZONTAL



VERTICAL

RADIATED EMISSIONS

Marker	Frequency (GHz)	Meter Reading (dBuV)	Det	AF T863 (dB/m)	Amp/Cbl/Filtr/Pad (dB)	DC Corr (dB)	Corrected Reading (dBuV/m)	Avg Limit (dBuV/m)	Margin (dB)	Peak Limit (dBuV/m)	PK Margin (dB)	UNII Non-Restricted (dBuV/m)	PK Margin (dB)	Azimuth (Degs)	Height (cm)	Polarity
4	* 4.97	38.3	PK-U	34.5	-28.5	0	44.3	-	-	74	-29.7	-	-	73	145	H
	* 4.971	26.77	ADR	34.5	-28.5	1.13	33.9	54	-20.1	-	-	-	-	73	145	H
6	* 4.971	38.65	PK-U	34.5	-28.5	0	44.65	-	-	74	-29.35	-	-	189	180	V
	* 4.97	27.05	ADR	34.5	-28.5	1.13	34.18	54	-19.82	-	-	-	-	189	180	V
1	* 10.614	43.64	PK-U	37.8	-22.7	0	58.74	-	-	74	-15.26	-	-	143	106	H
	* 10.621	32.05	ADR	37.8	-22.7	1.13	48.28	54	-5.72	-	-	-	-	143	106	H
2	* 10.625	38.13	PK-U	37.8	-22.7	0	53.23	-	-	74	-20.77	-	-	81	105	V
	* 10.621	26.21	ADR	37.8	-22.7	1.13	42.44	54	-11.56	-	-	-	-	81	105	V
3	2.034	40.33	PK-U	31	-32.5	0	38.83	-	-	-	-	68.2	-29.37	141	106	H
5	2.524	40.59	PK-U	32.7	-31.8	0	41.49	-	-	-	-	68.2	-26.71	132	133	V

* - indicates frequency in CFR47 Pt 15 / IC RSS-Restricted Band

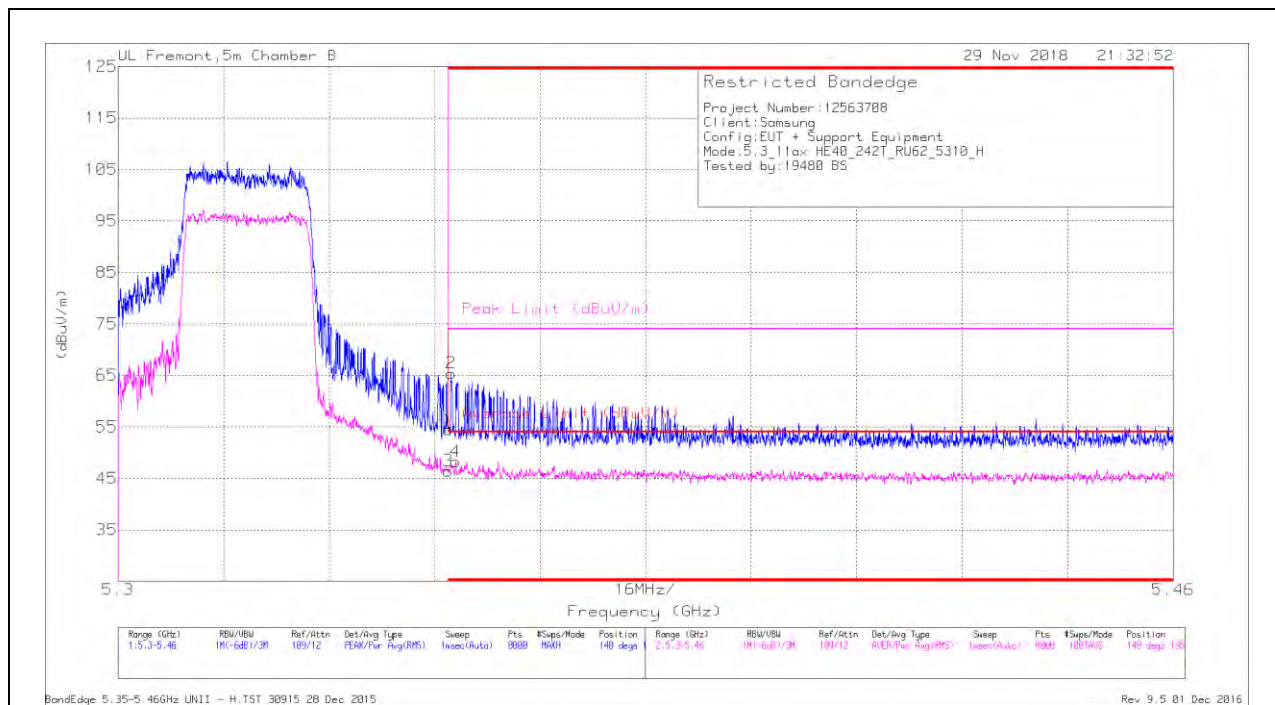
PK-U - U-NII: Maximum Peak

ADR - U-NII AD primary method, RMS average

2TX Antenna 1 + Antenna 2 OFDMA MODE – 242-Tones, RU Index 62

BANDEDGE (HIGH CHANNEL)

HORIZONTAL RESULT



Trace Markers

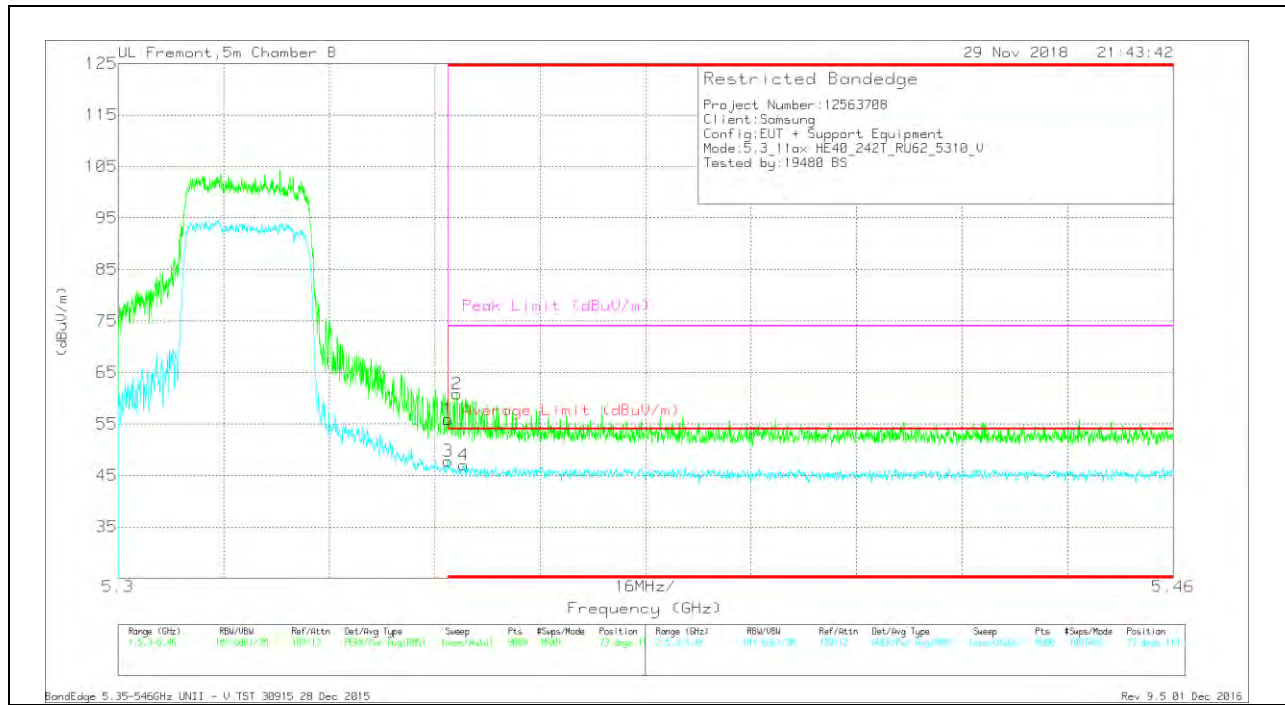
Marker	Frequency (GHz)	Meter Reading (dBuV)	Det	AF T863 (dB/m)	Amp/Cbl/Filtr/Pad (dB)	DC Corr (dB)	Corrected Reading (dBuV/m)	Average Limit (dBuV/m)	Margin (dB)	Peak Limit (dBuV/m)	PK Margin (dB)	Azimuth (Degs)	Height (cm)	Polarity
1	* 5.35	37.31	Pk	35	-17.8	0	54.51	-	-	74	-19.49	140	135	H
2	* 5.351	48.31	Pk	35	-17.9	0	65.41	-	-	74	-8.59	140	135	H
3	* 5.35	28.58	RMS	35	-17.8	.68	46.46	54	-7.54	-	-	140	135	H
4	* 5.351	30.49	RMS	35	-17.9	.68	48.27	54	-5.73	-	-	140	135	H

* - indicates frequency in CFR47 Pt 15 / IC RSS-Restricted Band

Pk - Peak detector

RMS - RMS detection

VERTICAL RESULT



Trace Markers

Marker	Frequency (GHz)	Meter Reading (dBuV)	Det	AFT863 (dB/m)	Amp/Cbi/Fitr/Pad (dB)	DC Corr (dB)	Corrected Reading (dBuV/m)	Average Limit (dBuV/m)	Margin (dB)	Peak Limit (dBuV/m)	PK Margin (dB)	Azimuth (Degs)	Height (cm)	Polarity
1	* 5.35	38.71	Pk	35	-17.8	0	55.91	-	-	74	-18.09	73	114	V
2	* 5.351	43.7	Pk	35	-17.9	0	60.8	-	-	74	-13.2	73	114	V
3	* 5.35	29.93	RMS	35	-17.8	.68	47.81	54	-6.19	-	-	73	114	V
4	* 5.352	29.18	RMS	35	-17.8	.68	47.06	54	-6.94	-	-	73	114	V

* - indicates frequency in CFR47 Pt 15 / IC RSS-Restricted Band

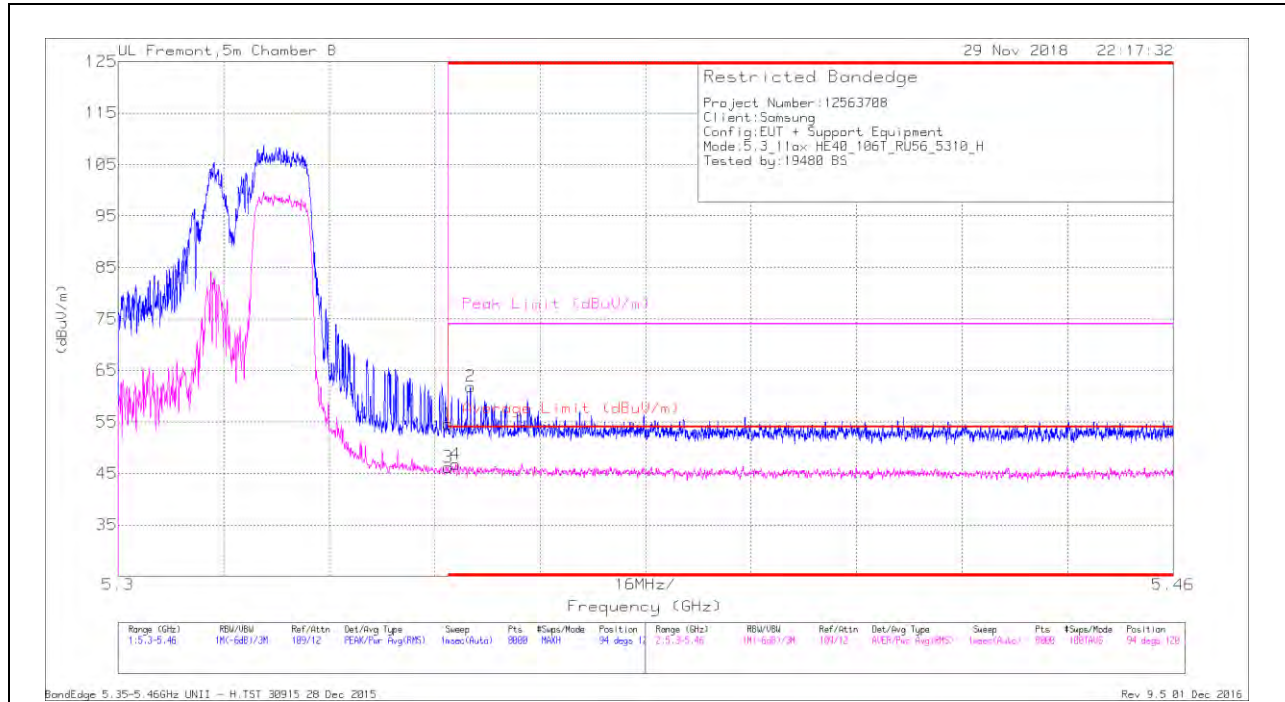
Pk - Peak detector

RMS - RMS detection

2TX Antenna 1 + Antenna 2 OFDMA MODE – 106-Tones, RU Index 56

BANDEDGE (HIGH CHANNEL)

HORIZONTAL RESULT



Trace Markers

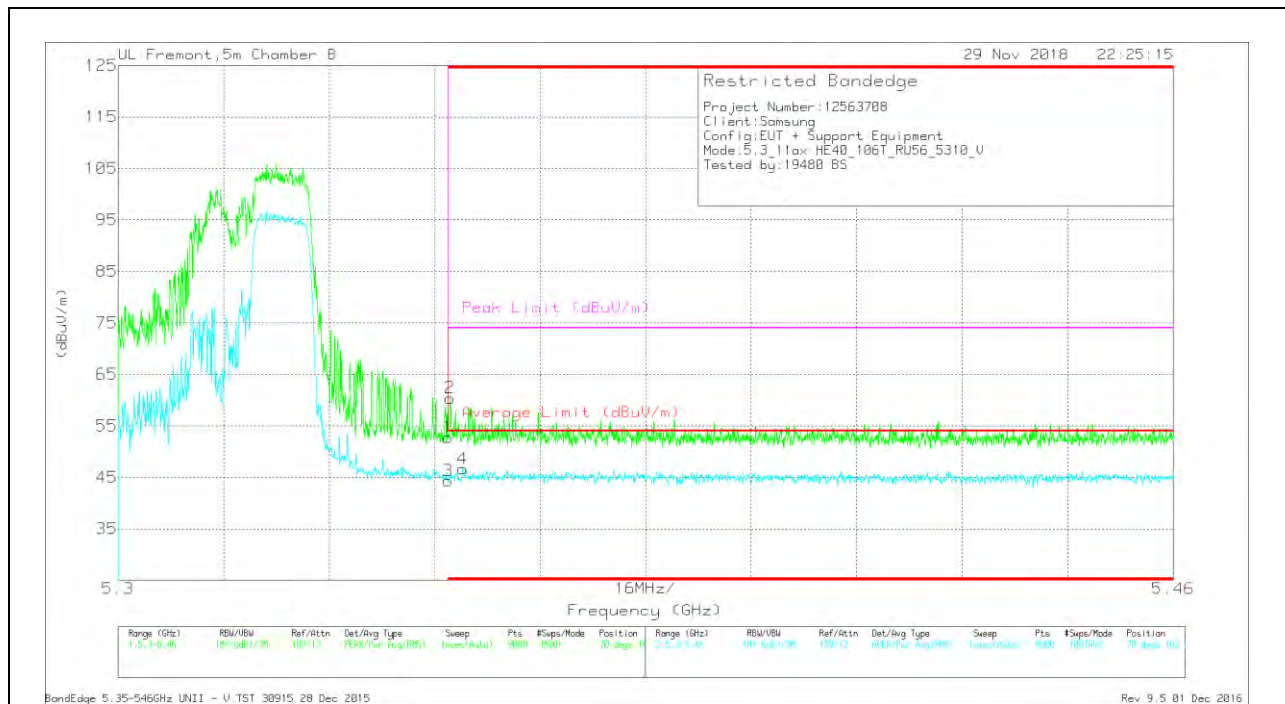
Marker	Frequency (GHz)	Meter Reading (dBuV)	Det	AF T863 (dB/m)	Amp/Cbl/Filtr/Pad (dB)	DC Corr (dB)	Corrected Reading (dBuV/m)	Average Limit (dBuV/m)	Margin (dB)	Peak Limit (dBuV/m)	PK Margin (dB)	Azimuth (Degs)	Height (cm)	Polarity
1	* 5.35	37.41	Pk	35	-17.8	0	54.61	-	-	74	-19.39	94	120	H
3	* 5.35	28.67	RMS	35	-17.8	.49	46.36	54	-7.64	-	-	94	120	H
4	* 5.351	29.36	RMS	35	-17.9	.49	46.95	54	-7.05	-	-	94	120	H
2	* 5.353	44.77	Pk	35	-17.9	0	61.87	-	-	74	-12.13	94	120	H

* - indicates frequency in CFR47 Pt 15 / IC RSS-Restricted Band

Pk - Peak detector

RMS - RMS detection

VERTICAL RESULT



Trace Markers

Marker	Frequency (GHz)	Meter Reading (dBuV)	Det	AFT863 (dB/m)	Amp/Cbi/Fitr/Pad (dB)	DC Corr (dB)	Corrected Reading (dBuV/m)	Average Limit (dBuV/m)	Margin (dB)	Peak Limit (dBuV/m)	PK Margin (dB)	Azimuth (Degs)	Height (cm)	Polarity
1	* 5.35	35.61	Pk	35	-17.8	0	52.81	-	-	74	-21.19	70	102	V
2	* 5.35	43.31	Pk	35	-17.9	0	60.41	-	-	74	-13.59	70	102	V
3	* 5.35	26.82	RMS	35	-17.8	.49	44.51	54	-9.49	-	-	70	102	V
4	* 5.352	29.21	RMS	35	-17.9	.49	46.8	54	-7.2	-	-	70	102	V

* - indicates frequency in CFR47 Pt 15 / IC RSS-Restricted Band

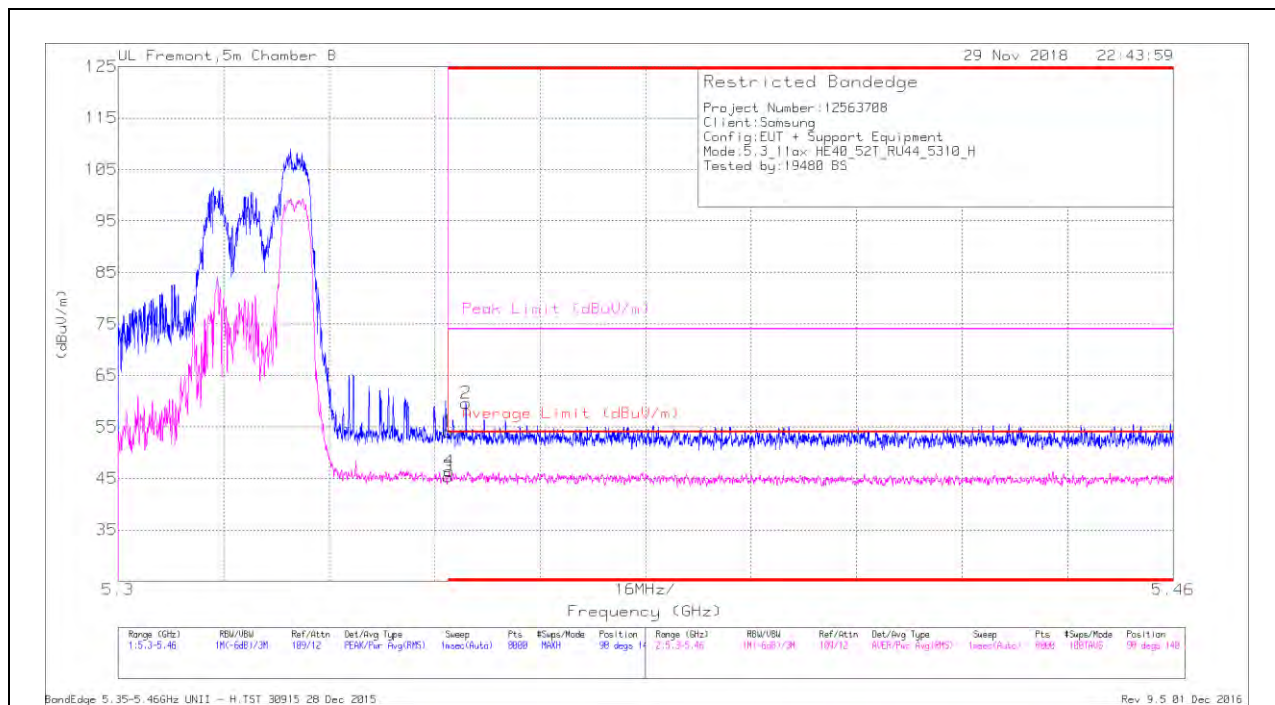
Pk - Peak detector

RMS - RMS detection

2TX Antenna 1 + Antenna 2 OFDMA MODE – 52-Tones, RU Index 44

BANDEDGE (HIGH CHANNEL)

HORIZONTAL RESULT



Trace Markers

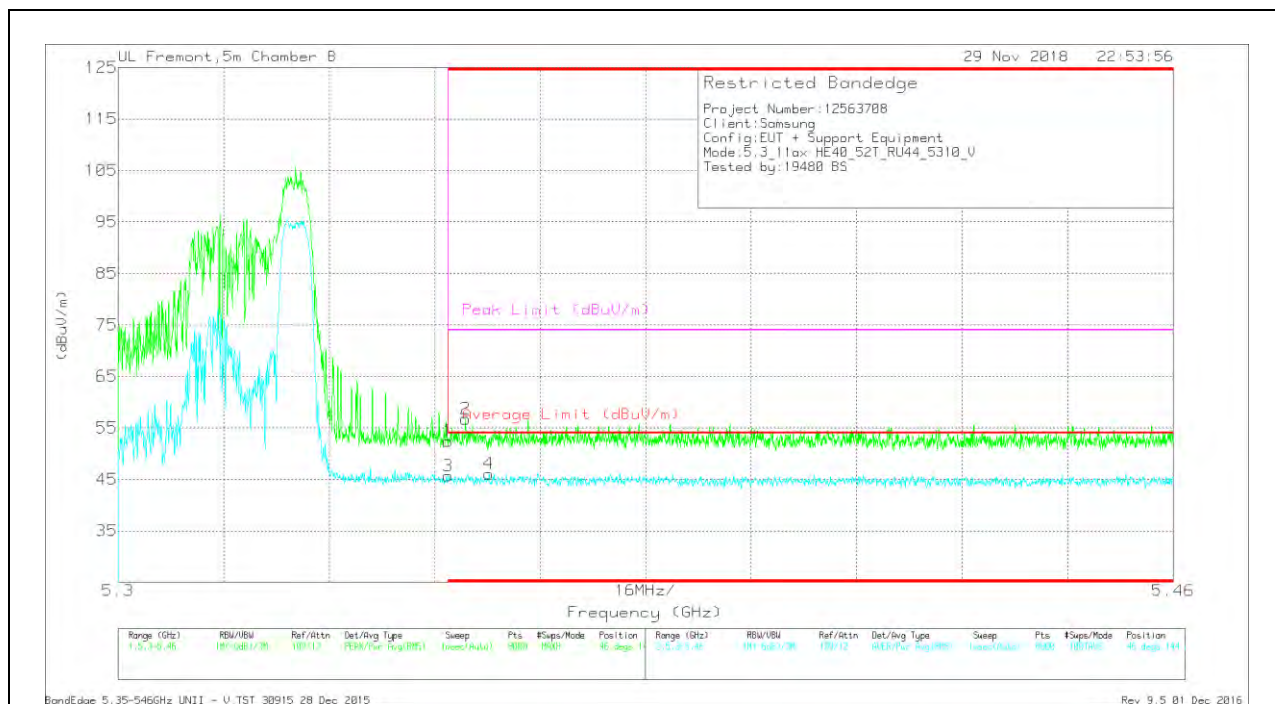
Marker	Frequency (GHz)	Meter Reading (dBuV)	Det	AF T863 (dB/m)	Amp/Cbl/Filtr/Pad (dB)	DC Corr (dB)	Corrected Reading (dBuV/m)	Average Limit (dBuV/m)	Margin (dB)	Peak Limit (dBuV/m)	PK Margin (dB)	Azimuth (Degs)	Height (cm)	Polarity
1	* 5.35	36.85	Pk	35	-17.8	0	54.05	-	-	74	-19.95	98	140	H
3	* 5.35	27.95	RMS	35	-17.8	.21	45.36	54	-8.64	-	-	98	140	H
4	* 5.35	29.12	RMS	35	-17.9	.21	46.43	54	-7.57	-	-	98	140	H
2	* 5.353	42.44	Pk	35	-17.8	0	59.64	-	-	74	-14.36	98	140	H

* - indicates frequency in CFR47 Pt 15 / IC RSS-Restricted Band

Pk - Peak detector

RMS - RMS detection

VERTICAL RESULT



Trace Markers

Marker	Frequency (GHz)	Meter Reading (dBuV)	Det	AFT863 (dB/m)	Amp/Cbi/Fitr/Pad (dB)	DC Corr (dB)	Corrected Reading (dBuV/m)	Average Limit (dBuV/m)	Margin (dB)	Peak Limit (dBuV/m)	PK Margin (dB)	Azimuth (Degs)	Height (cm)	Polarity
1	* 5.35	35.24	Pk	35	-17.8	0	52.44	-	-	74	-21.56	46	144	V
3	* 5.35	28.3	RMS	35	-17.8	.21	45.71	54	-8.29	-	-	46	144	V
2	* 5.353	39.55	Pk	35	-17.8	0	56.75	-	-	74	-17.25	46	144	V
4	* 5.356	28.95	RMS	35	-18	.21	46.16	54	-7.84	-	-	46	144	V

* - indicates frequency in CFR47 Pt 15 / IC RSS-Restricted Band

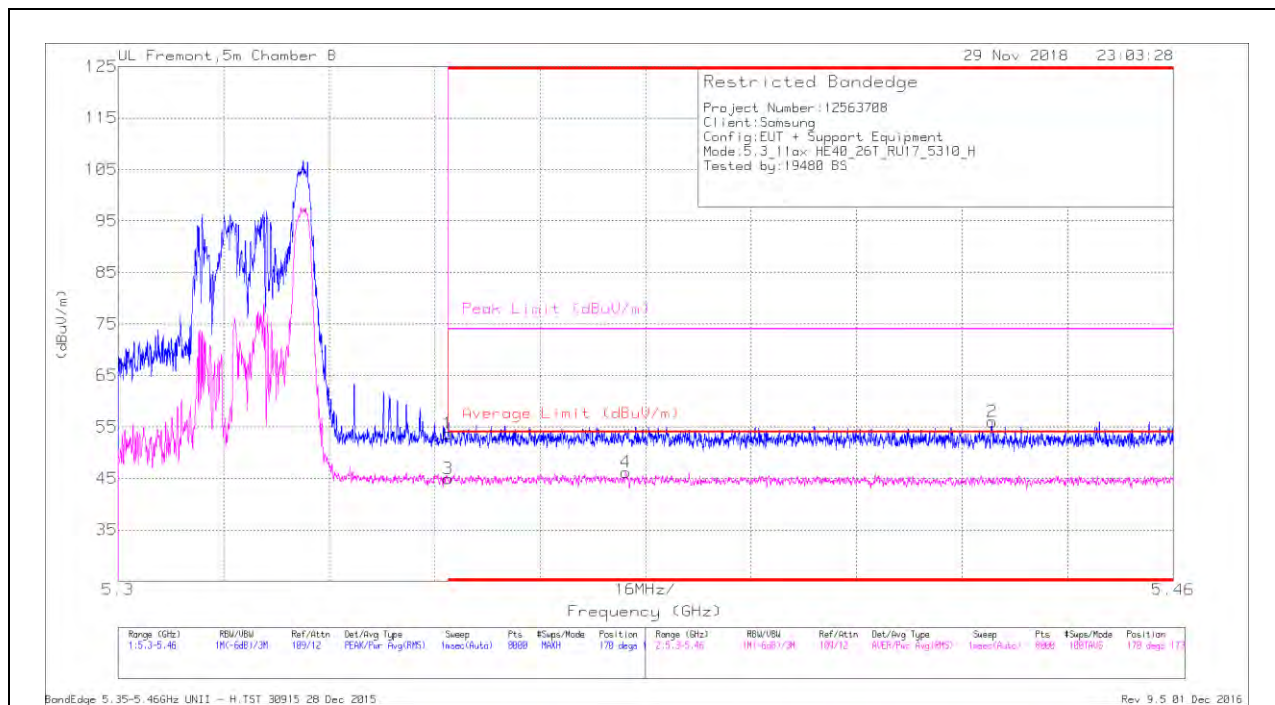
Pk - Peak detector

RMS - RMS detection

2TX Antenna 1 + Antenna 2 OFDMA MODE – 26-Tones, RU Index 17

BANDEDGE (HIGH CHANNEL)

HORIZONTAL RESULT



Trace Markers

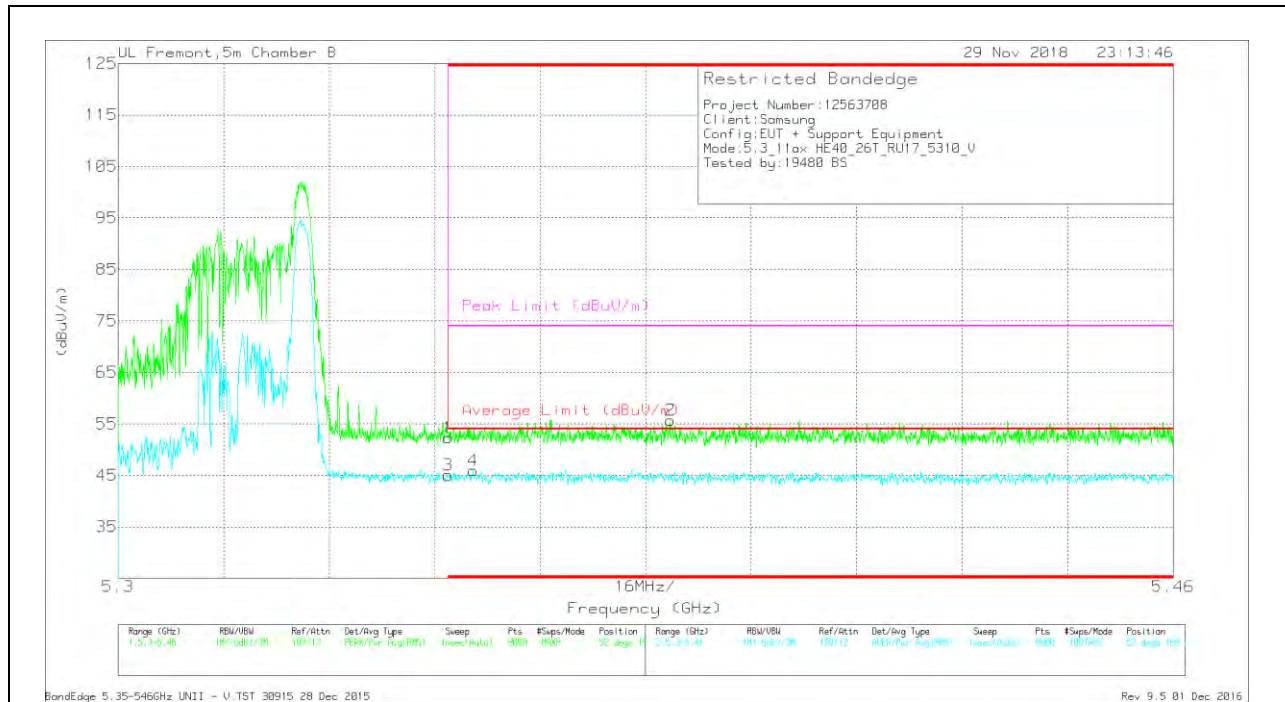
Marker	Frequency (GHz)	Meter Reading (dBuV)	Det	AF T863 (dB/m)	Amp/Cbl/Filtr/Pad (dB)	DC Corr (dB)	Corrected Reading (dBuV/m)	Average Limit (dBuV/m)	Margin (dB)	Peak Limit (dBuV/m)	PK Margin (dB)	Azimuth (Degs)	Height (cm)	Polarity
1	* 5.35	36.5	Pk	35	-17.8	0	53.7	-	-	74	-20.3	170	173	H
2	* 5.433	38.92	Pk	35.2	-18.1	0	56.02	-	-	74	-17.98	170	173	H
3	* 5.35	27.74	RMS	35	-17.8	.11	45.05	54	-8.95	-	-	170	173	H
4	* 5.377	28.71	RMS	35.1	-17.6	.11	46.32	54	-7.68	-	-	170	173	H

* - indicates frequency in CFR47 Pt 15 / IC RSS-Restricted Band

Pk - Peak detector

RMS - RMS detection

VERTICAL RESULT



Trace Markers

Marker	Frequency (GHz)	Meter Reading (dBuV)	Det	AFT863 (dB/m)	Amp/Cbi/Fitr/Pad (dB)	DC Corr (dB)	Corrected Reading (dBuV/m)	Average Limit (dBuV/m)	Margin (dB)	Peak Limit (dBuV/m)	PK Margin (dB)	Azimuth (Degs)	Height (cm)	Polarity
1	* 5.35	35.08	Pk	35	-17.8	0	52.28	-	-	74	-21.72	52	168	V
2	* 5.384	38.39	Pk	35.1	-17.8	0	55.69	-	-	74	-18.31	52	168	V
3	* 5.35	27.82	RMS	35	-17.8	.11	45.13	54	-8.87	-	-	52	168	V
4	* 5.354	28.9	RMS	35	-18	.11	46.01	54	-7.99	-	-	52	168	V

* - indicates frequency in CFR47 Pt 15 / IC RSS-Restricted Band

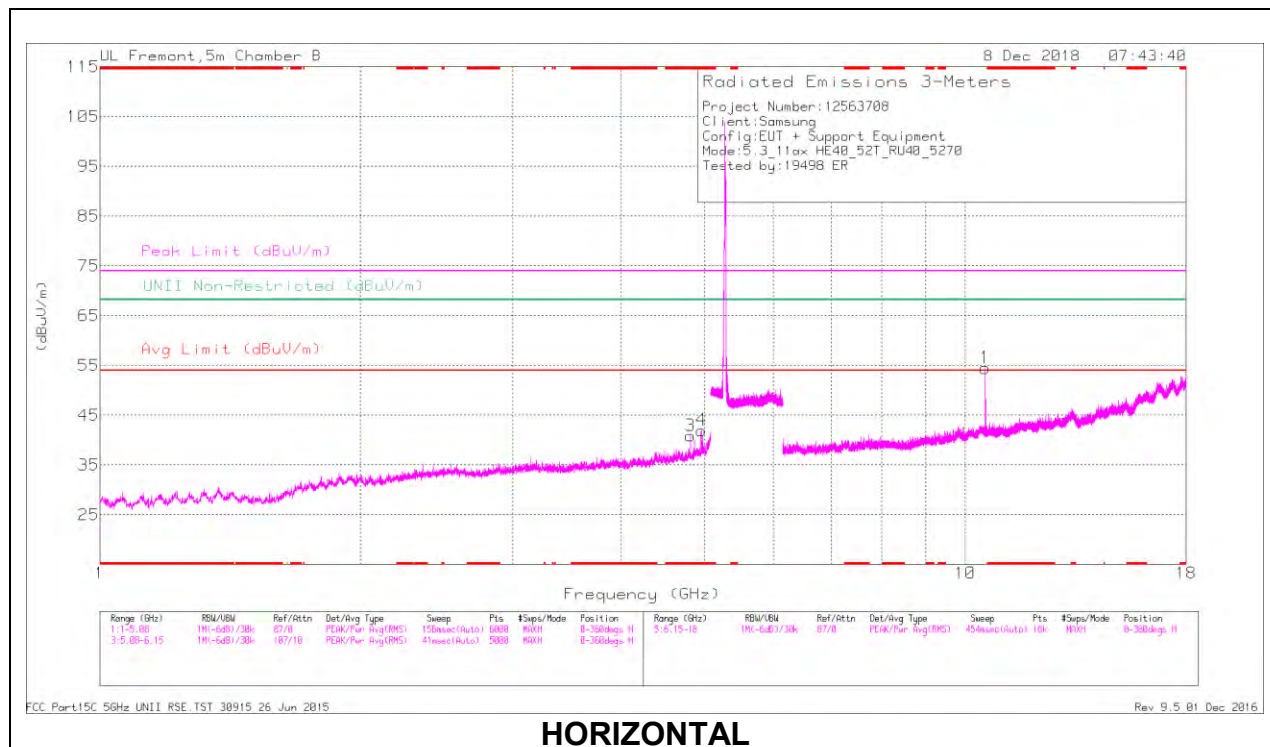
Pk - Peak detector

RMS - RMS detection

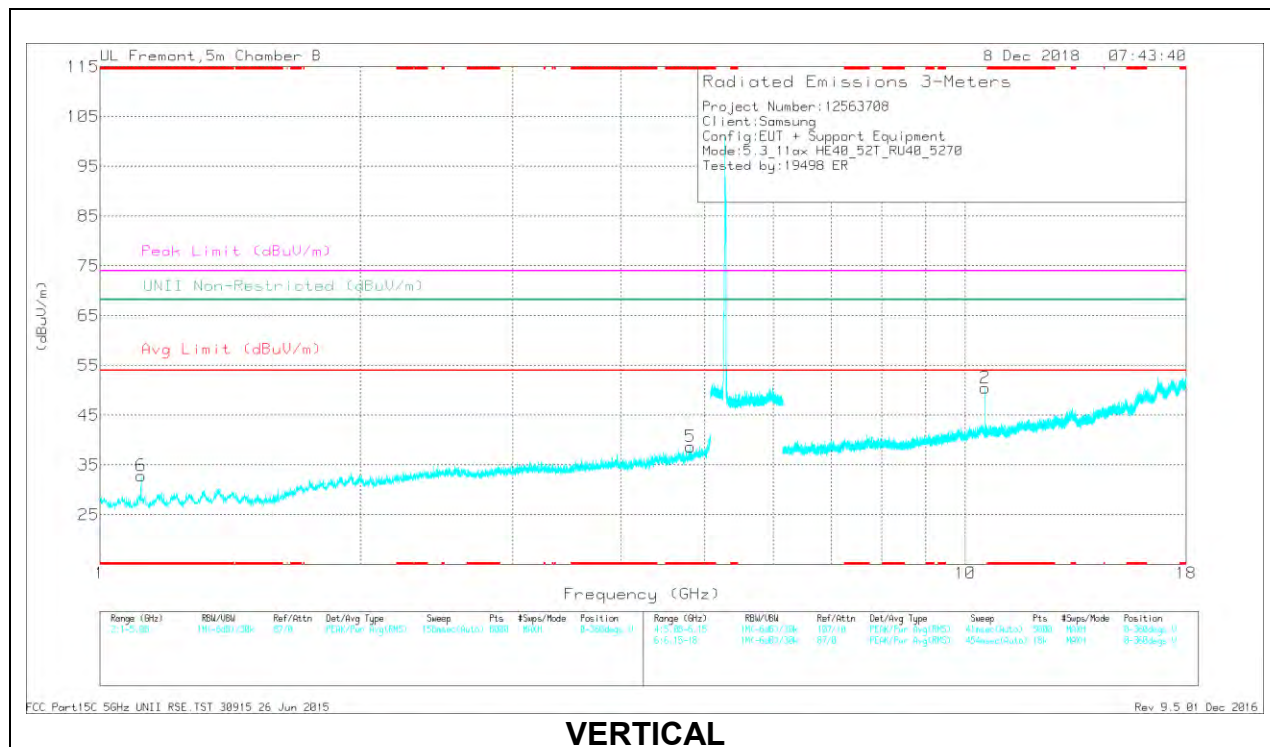
2TX Antenna 1 + Antenna 2 OFDMA MODE – 52-Tones, RU Index 17

HARMONICS AND SPURIOUS EMISSIONS

LOW CHANNEL RESULTS



HORIZONTAL



VERTICAL

RADIATED EMISSIONS

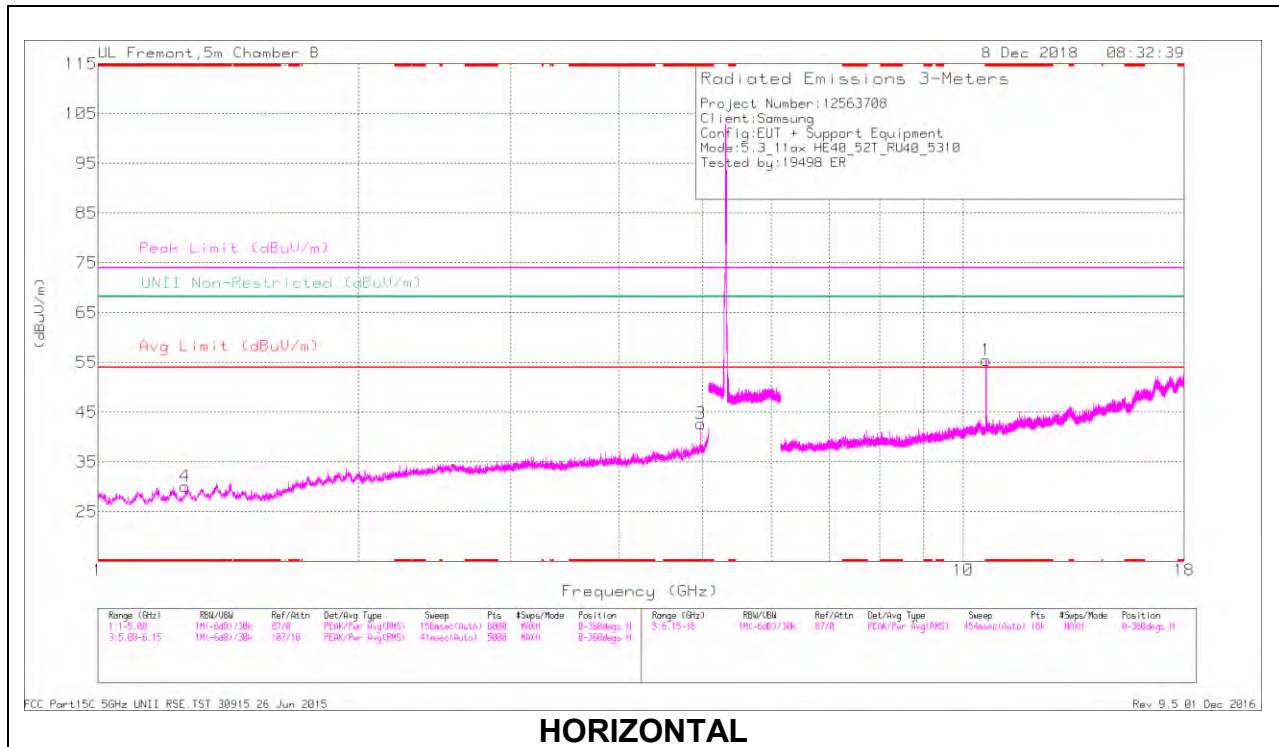
Marker	Frequency (GHz)	Meter Reading (dBuV)	Det	AF T863 (dB/m)	Amp/Cbl/Filtr/Pad (dB)	DC Corr (dB)	Corrected Reading (dBuV/m)	Avg Limit (dBuV/m)	Margin (dB)	Peak Limit (dBuV/m)	PK Margin (dB)	UNII Non-Restricted (dBuV/m)	PK Margin (dB)	Azimuth (Degs)	Height (cm)	Polarity
4	* 4.953	39.25	PK-U	34.5	-28.8	0	44.95	-	-	74	-29.05	-	-	164	208	H
	* 4.953	27.88	ADR	34.5	-28.9	.21	33.69	54	-20.31	-	-	-	-	164	208	H
3	* 4.814	40.15	PK-U	34.1	-29.8	0	44.45	-	-	74	-29.55	-	-	56	272	H
	* 4.812	28.32	ADR	34.1	-29.8	.21	32.83	54	-21.17	-	-	-	-	56	272	H
6	* 1.115	42.3	PK-U	27.4	-33.9	0	35.8	-	-	74	-38.2	-	-	201	163	V
	* 1.115	30.87	ADR	27.4	-33.9	.21	24.58	54	-29.42	-	-	-	-	201	163	V
5	* 4.814	39.78	PK-U	34.1	-29.8	0	44.08	-	-	74	-29.92	-	-	282	120	V
	* 4.812	28.28	ADR	34.1	-29.8	.21	32.79	54	-21.21	-	-	-	-	282	120	V
1	10.546	48.81	PK-U	37.8	-23.3	0	63.31	-	-	-	-	68.2	-4.89	118	115	H
2	10.546	43.66	PK-U	37.8	-23.3	0	58.16	-	-	-	-	68.2	-10.04	159	198	V

* - indicates frequency in CFR47 Pt 15 / IC RSS-Restricted Band

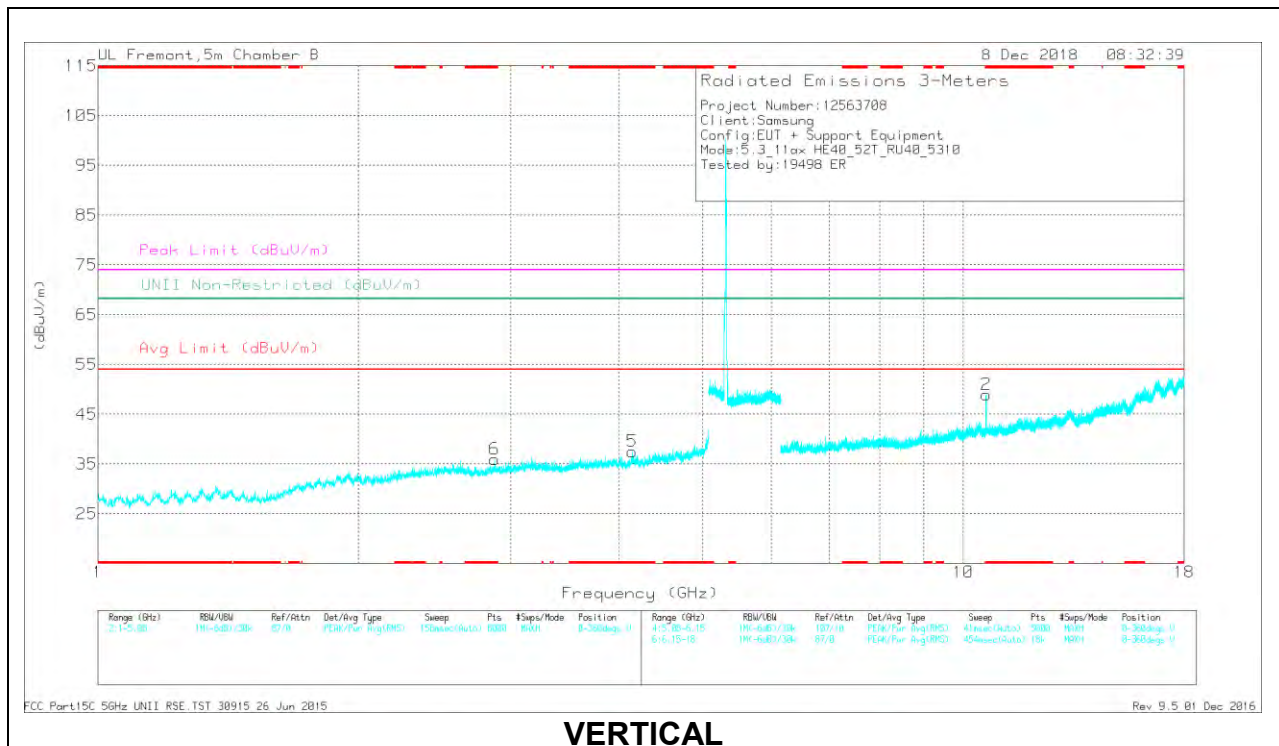
PK-U - U-NII: Maximum Peak

ADR - U-NII AD primary method, RMS average

HIGH CHANNEL RESULTS



HORIZONTAL



VERTICAL

RADIATED EMISSIONS

Marker	Frequency (GHz)	Meter Reading (dBuV)	Det	AF T863 (dB/m)	Amp/Cbl/Filtr/Pad (dB)	DC Corr (dB)	Corrected Reading (dBuV/m)	Avg Limit (dBuV/m)	Margin (dB)	Peak Limit (dBuV/m)	PK Margin (dB)	UNII Non-Restricted (dBuV/m)	PK Margin (dB)	Azimuth (Degs)	Height (cm)	Polarity
4	* 1.261	42.7	PK-U	28.3	-34.3	0	36.7	-	-	74	-37.3	-	-	233	199	H
	* 1.263	30.6	ADR	28.3	-34.4	.21	24.71	54	-29.29	-	-	-	-	233	199	H
3	* 4.97	40.73	PK-U	34.5	-28.6	0	46.63	-	-	74	-27.37	-	-	123	125	H
	* 4.97	27.72	ADR	34.5	-28.6	.21	33.83	54	-20.17	-	-	-	-	123	125	H
6	* 2.874	40.86	PK-U	32.6	-31.4	0	42.06	-	-	74	-31.94	-	-	167	144	V
	* 2.872	28.5	ADR	32.6	-31.5	.21	29.81	54	-24.19	-	-	-	-	167	144	V
5	* 4.146	38.58	PK-U	33.6	-29.3	0	42.88	-	-	74	-31.12	-	-	289	184	V
	* 4.148	27.58	ADR	33.6	-29.2	.21	32.19	54	-21.81	-	-	-	-	289	184	V
1	* 10.624	48.56	PK-U	37.8	-22.7	0	63.66	-	-	74	-10.34	-	-	115	116	H
	* 10.625	34.44	ADR	37.8	-22.7	.21	49.75	54	-4.25	-	-	-	-	115	116	H
2	* 10.624	44.11	PK-U	37.8	-22.7	0	59.21	-	-	74	-14.79	-	-	166	231	V
	* 10.624	29.8	ADR	37.8	-22.7	.21	45.11	54	-8.89	-	-	-	-	166	231	V

* - indicates frequency in CFR47 Pt 15 / IC RSS-Restricted Band

PK-U - U-NII: Maximum Peak

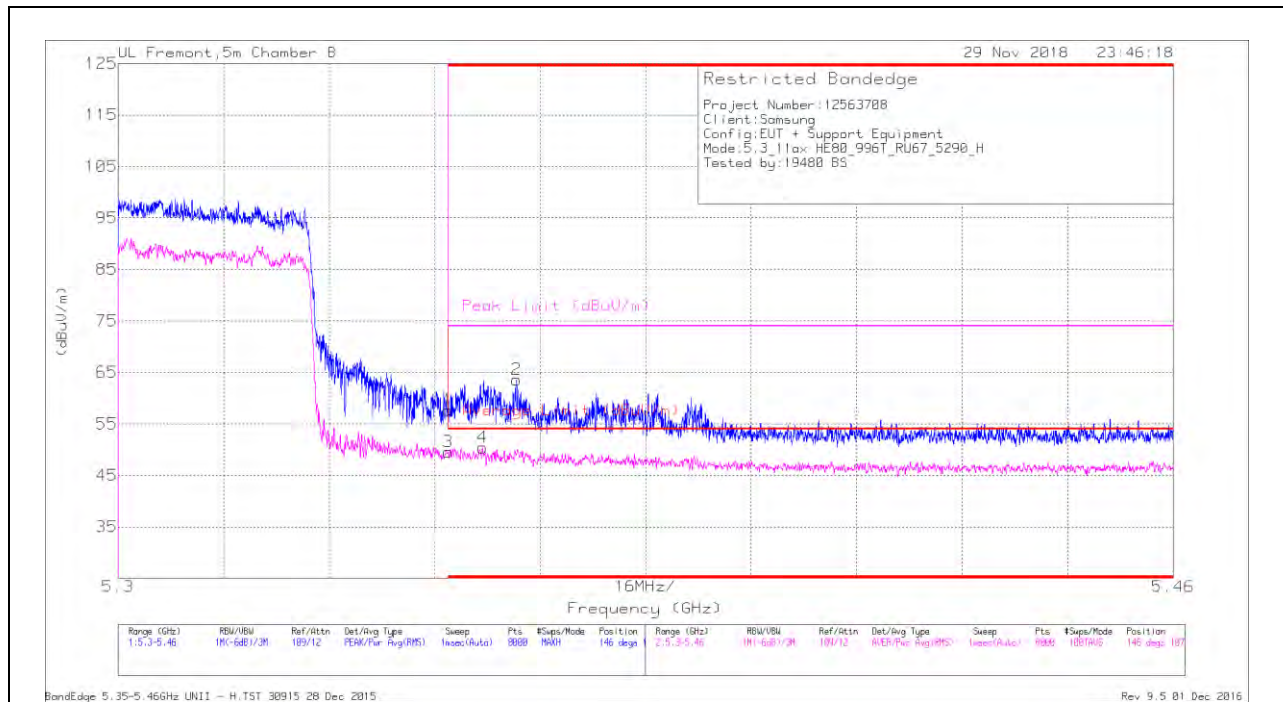
ADR - U-NII AD primary method, RMS average

9.1.14. TX ABOVE 1 GHz 802.11ax HE80 MODE IN THE 5.3 GHz BAND

2TX Antenna 1 + Antenna 2 OFDMA MODE – 996-Tones, RU Index 67

BANDEDGE (MID CHANNEL)

HORIZONTAL RESULT



Trace Markers

Marker	Frequency (GHz)	Meter Reading (dBuV)	Det	AF T863 (dB/m)	Amp/Cbl/Filtr/Pad (dB)	DC Corr (dB)	Corrected Reading (dBuV/m)	Average Limit (dBuV/m)	Margin (dB)	Peak Limit (dBuV/m)	PK Margin (dB)	Azimuth (Degs)	Height (cm)	Polarity
1	* 5.35	40.45	Pk	35	-17.8	0	57.65	-	-	74	-16.35	146	107	H
2	* 5.36	46.39	Pk	35.1	-17.9	0	63.59	-	-	74	-10.41	146	107	H
3	* 5.35	30.48	RMS	35	-17.8	1.92	49.6	54	-4.4	-	-	146	107	H
4	* 5.355	31.34	RMS	35	-17.8	1.92	50.46	54	-3.54	-	-	146	107	H

* - indicates frequency in CFR47 Pt 15 / IC RSS-Restricted Band

Pk - Peak detector

RMS - RMS detection

VERTICAL RESULT



Trace Markers

Marker	Frequency (GHz)	Meter Reading (dBuV)	Det	AFT863 (dB/m)	Amp/Cbi/Fitr/Pad (dB)	DC Corr (dB)	Corrected Reading (dBuV/m)	Average Limit (dBuV/m)	Margin (dB)	Peak Limit (dBuV/m)	PK Margin (dB)	Azimuth (Degs)	Height (cm)	Polarity
1	* 5.35	36.73	Pk	35	-17.8	0	53.93	-	-	74	-20.07	69	107	V
2	* 5.36	42.53	Pk	35.1	-17.9	0	59.73	-	-	74	-14.27	69	107	V
3	* 5.35	28.72	RMS	35	-17.8	1.92	47.84	54	-6.16	-	-	69	107	V
4	* 5.354	29.69	RMS	35	-18	1.92	48.61	54	-5.39	-	-	69	107	V

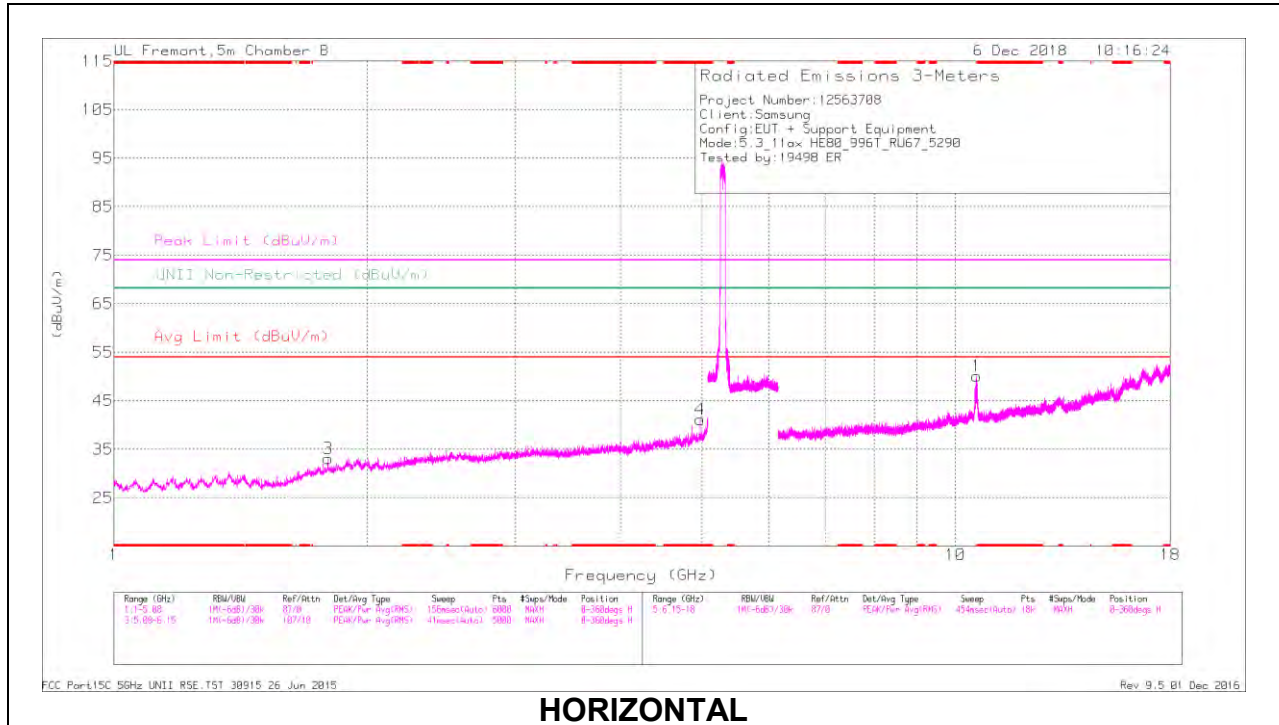
* - indicates frequency in CFR47 Pt 15 / IC RSS-Restricted Band

Pk - Peak detector

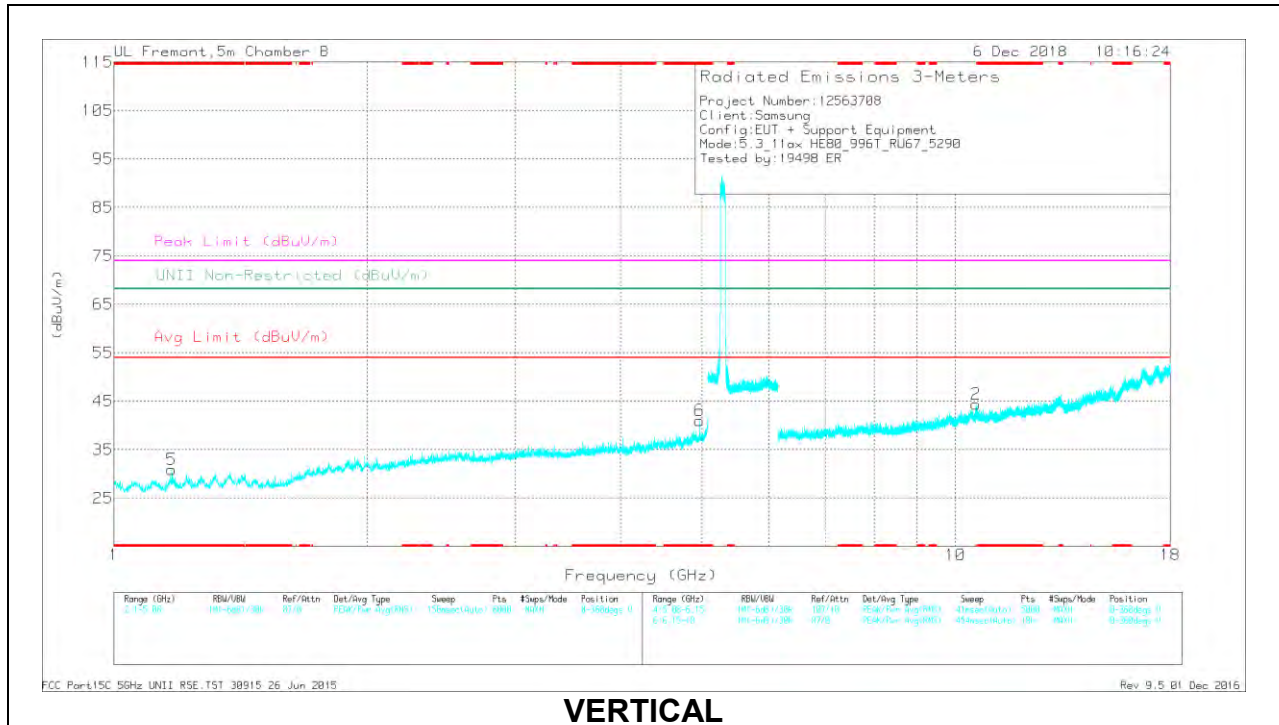
RMS - RMS detection

HARMONICS AND SPURIOUS EMISSIONS

MID CHANNEL RESULTS



HORIZONTAL



VERTICAL

RADIATED EMISSIONS

Marker	Frequency (GHz)	Meter Reading (dBuV)	Det	AF T863 (dB/m)	Amp/Cbl/Filtr/Pad (dB)	DC Corr (dB)	Corrected Reading (dBuV/m)	Avg Limit (dBuV/m)	Margin (dB)	Peak Limit (dBuV/m)	PK Margin (dB)	UNII Non-Restricted (dBuV/m)	PK Margin (dB)	Azimuth (Degs)	Height (cm)	Polarity
4	* 4.97	39.58	PK-U	34.5	-28.6	0	45.48	-	-	74	-28.52	-	-	303	129	H
	* 4.97	27.14	ADR	34.5	-28.6	1.92	34.96	54	-19.04	-	-	-	-	303	129	H
5	* 1.171	41.75	PK-U	27.9	-34.1	0	35.55	-	-	74	-38.45	-	-	135	181	V
	* 1.17	30.4	ADR	27.9	-34.1	1.92	26.12	54	-27.88	-	-	-	-	135	181	V
6	* 4.969	38.76	PK-U	34.5	-28.6	0	44.66	-	-	74	-29.34	-	-	70	246	V
	* 4.967	26.94	ADR	34.5	-28.6	1.92	34.76	54	-19.24	-	-	-	-	70	246	V
3	1.796	41.38	PK-U	30.7	-33.5	0	38.58	-	-	-	-	68.2	-29.62	203	165	H
2	10.579	36.75	PK-U	37.8	-23.1	0	51.45	-	-	-	-	68.2	-16.75	153	208	V
1	10.598	40.51	PK-U	37.7	-23.1	0	55.11	-	-	-	-	68.2	-13.09	155	118	H

* - indicates frequency in CFR47 Pt 15 / IC RSS-Restricted Band

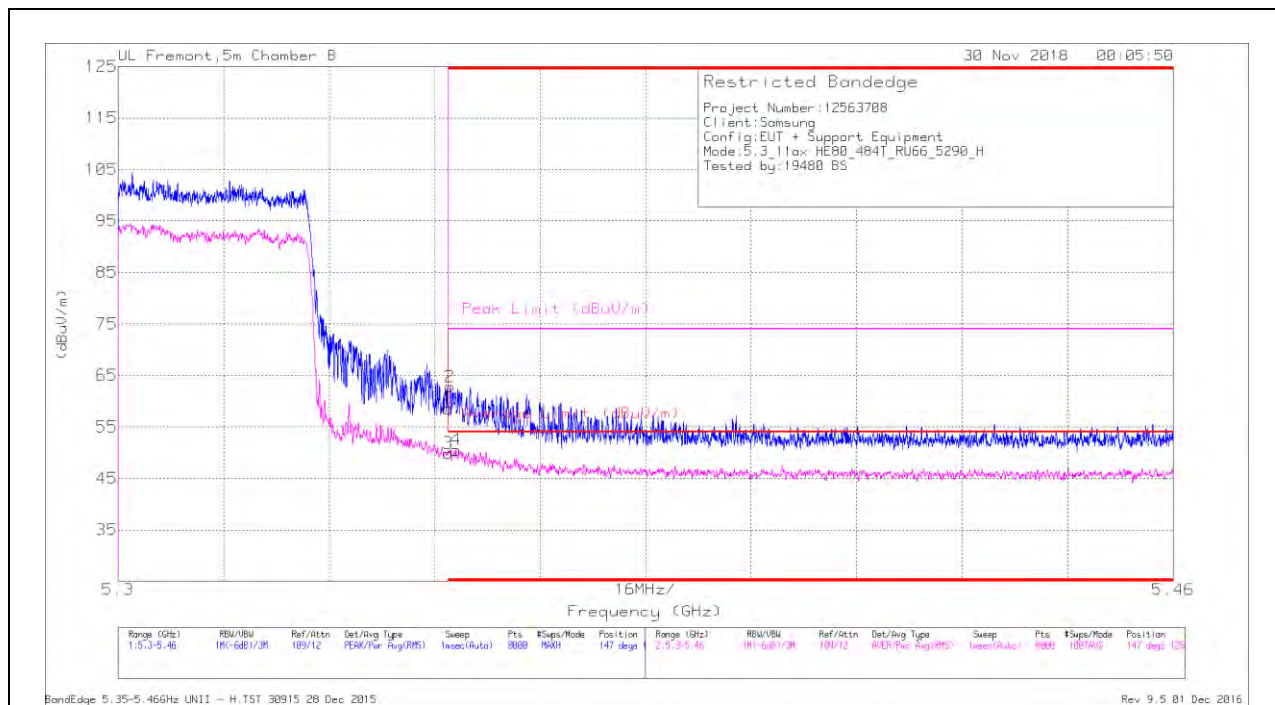
PK-U - U-NII: Maximum Peak

ADR - U-NII AD primary method, RMS average

2TX Antenna 1 + Antenna 2 OFDMA MODE – 484-Tones, RU Index 66

BANDEDGE (MID CHANNEL)

HORIZONTAL RESULT



Trace Markers

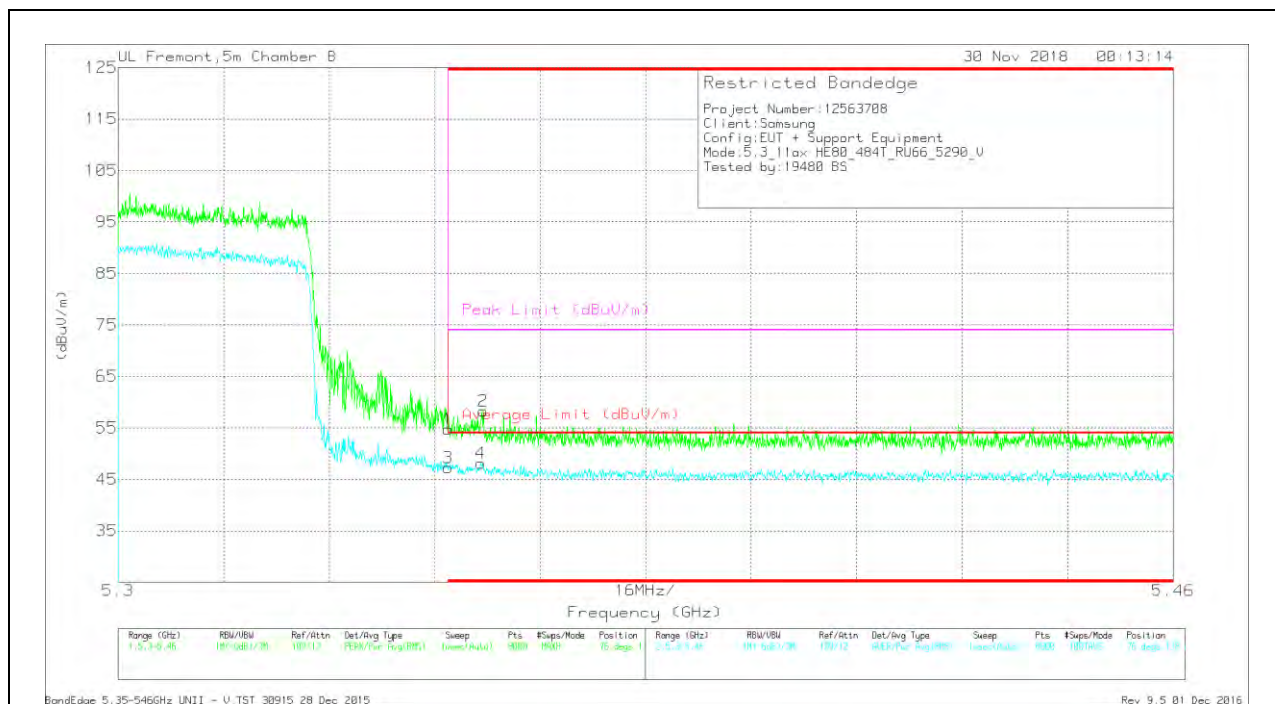
Marker	Frequency (GHz)	Meter Reading (dBuV)	Det	AF T863 (dB/m)	Amp/Cbl/Filtr/Pad (dB)	DC Corr (dB)	Corrected Reading (dBuV/m)	Average Limit (dBuV/m)	Margin (dB)	Peak Limit (dBuV/m)	PK Margin (dB)	Azimuth (Degs)	Height (cm)	Polarity
1	* 5.35	41.28	Pk	35	-17.8	0	58.48	-	-	74	-15.52	147	126	H
2	* 5.35	45.68	Pk	35	-17.9	0	62.78	-	-	74	-11.22	147	126	H
3	* 5.35	31.48	RMS	35	-17.8	1.27	49.95	54	-4.05	-	-	147	126	H
4	* 5.351	32.23	RMS	35	-17.9	1.27	50.6	54	-3.4	-	-	147	126	H

* - indicates frequency in CFR47 Pt 15 / IC RSS-Restricted Band

Pk - Peak detector

RMS - RMS detection

VERTICAL RESULT



Trace Markers

Marker	Frequency (GHz)	Meter Reading (dBuV)	Det	AFT863 (dB/m)	Amp/Cbi/Fitr/Pad (dB)	DC Corr (dB)	Corrected Reading (dBuV/m)	Average Limit (dBuV/m)	Margin (dB)	Peak Limit (dBuV/m)	PK Margin (dB)	Azimuth (Degs)	Height (cm)	Polarity
1	* 5.35	37.5	Pk	35	-17.8	0	54.7	-	-	74	-19.3	76	138	V
2	* 5.355	41.05	Pk	35	-17.8	0	58.25	-	-	74	-15.75	76	138	V
3	* 5.35	28.84	RMS	35	-17.8	1.27	47.31	54	-6.69	-	-	76	138	V
4	* 5.355	29.51	RMS	35	-17.6	1.27	48.18	54	-5.82	-	-	76	138	V

* - indicates frequency in CFR47 Pt 15 / IC RSS-Restricted Band

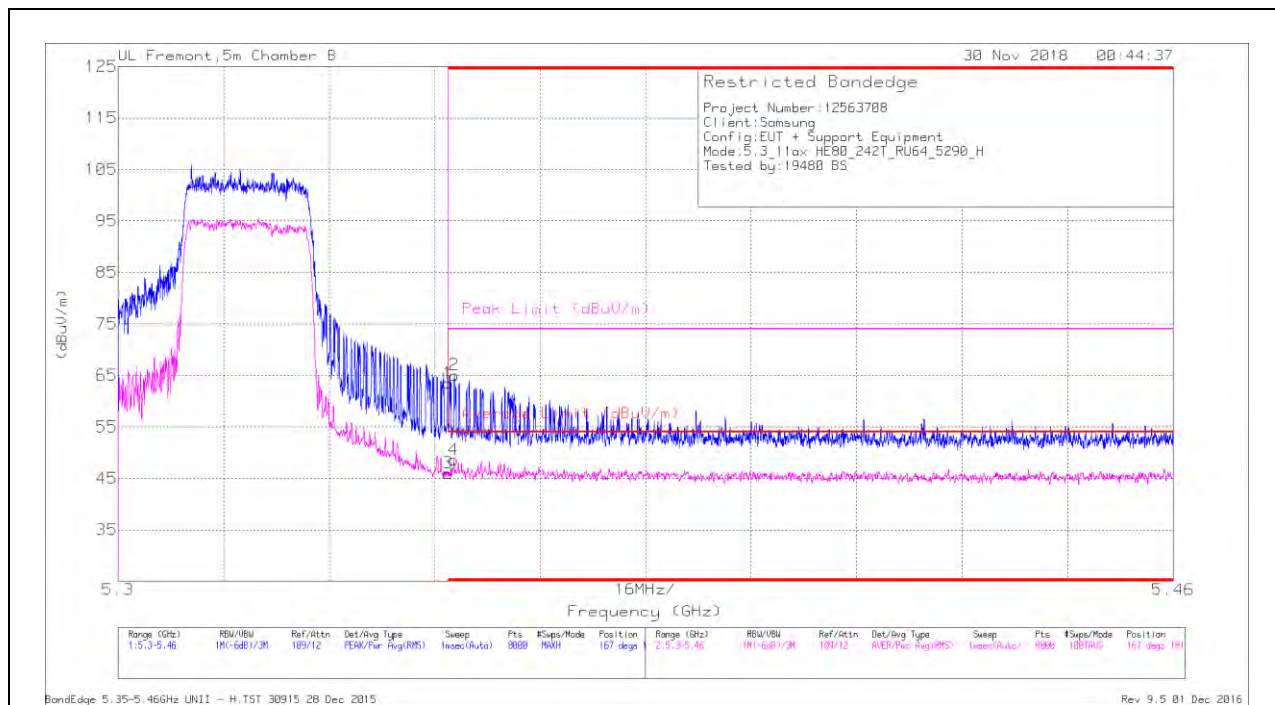
Pk - Peak detector

RMS - RMS detection

2TX Antenna 1 + Antenna 2 OFDMA MODE – 242-Tones, RU Index 64

BANDEDGE (MID CHANNEL)

HORIZONTAL RESULT



Trace Markers

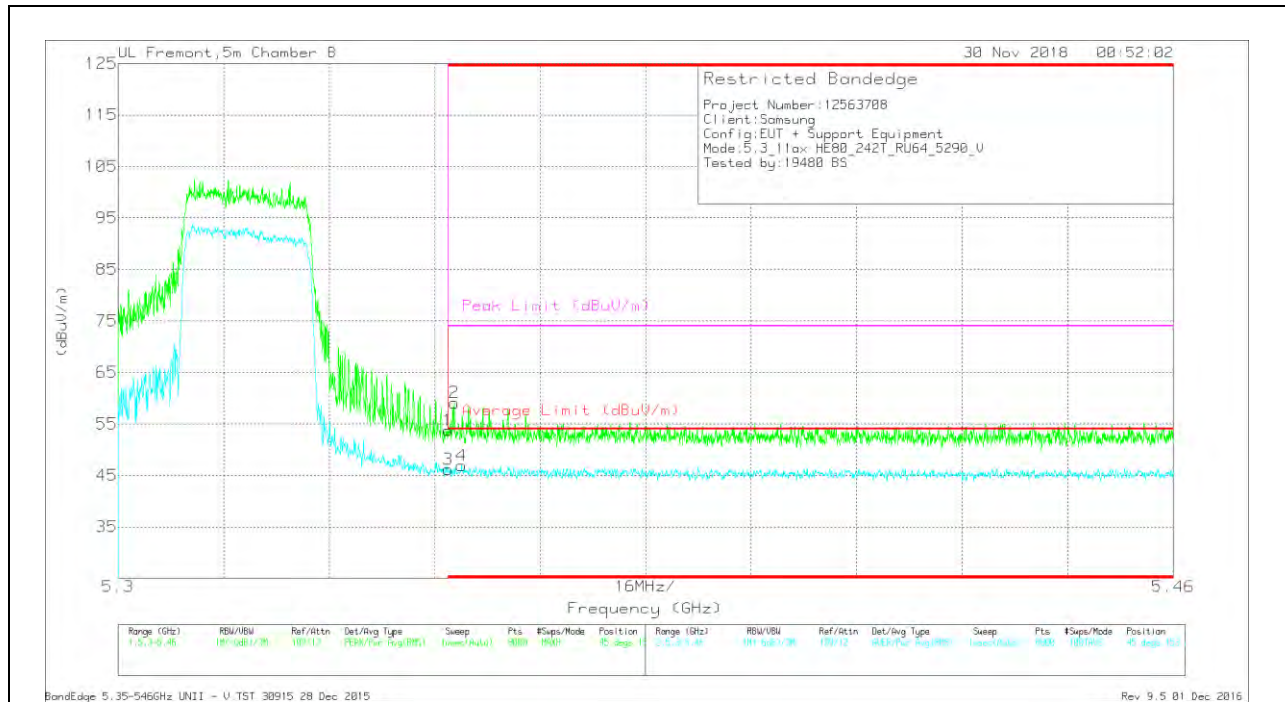
Marker	Frequency (GHz)	Meter Reading (dBuV)	Det	AF T863 (dB/m)	Amp/Cbl/Filtr/Pad (dB)	DC Corr (dB)	Corrected Reading (dBuV/m)	Average Limit (dBuV/m)	Margin (dB)	Peak Limit (dBuV/m)	PK Margin (dB)	Azimuth (Degs)	Height (cm)	Polarity
1	* 5.35	46.32	Pk	35	-17.8	0	63.52	-	-	74	-10.48	167	181	H
2	* 5.351	47.94	Pk	35	-17.9	0	65.04	-	-	74	-8.96	167	181	H
3	* 5.35	28.08	RMS	35	-17.8	.73	46.01	54	-7.99	-	-	167	181	H
4	* 5.351	30.8	RMS	35	-17.9	.73	48.63	54	-5.37	-	-	167	181	H

* - indicates frequency in CFR47 Pt 15 / IC RSS-Restricted Band

Pk - Peak detector

RMS - RMS detection

VERTICAL RESULT



Trace Markers

Marker	Frequency (GHz)	Meter Reading (dBuV)	Det	AFT863 (dB/m)	Amp/Cbi/Fitr/Pad (dB)	DC Corr (dB)	Corrected Reading (dBuV/m)	Average Limit (dBuV/m)	Margin (dB)	Peak Limit (dBuV/m)	PK Margin (dB)	Azimuth (Degs)	Height (cm)	Polarity
1	* 5.35	36.54	Pk	35	-17.8	0	53.74	-	-	74	-20.26	45	153	V
2	* 5.351	41.98	Pk	35	-17.9	0	59.08	-	-	74	-14.92	45	153	V
3	* 5.35	28.24	RMS	35	-17.8	.73	46.17	54	-7.83	-	-	45	153	V
4	* 5.352	29.09	RMS	35	-17.9	.73	46.92	54	-7.08	-	-	45	153	V

* - indicates frequency in CFR47 Pt 15 / IC RSS-Restricted Band

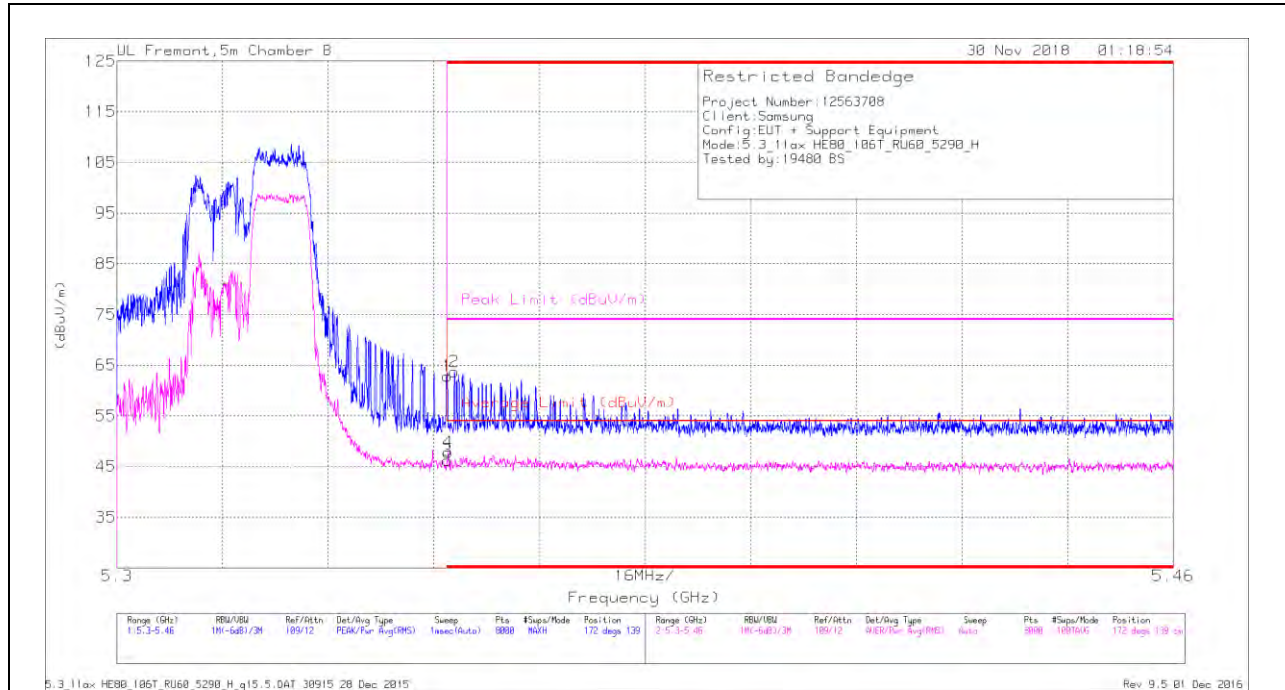
Pk - Peak detector

RMS - RMS detection

2TX Antenna 1 + Antenna 2 OFDMA MODE – 106-Tones, RU Index 60

BANDEDGE (MID CHANNEL)

HORIZONTAL RESULT



Trace Markers

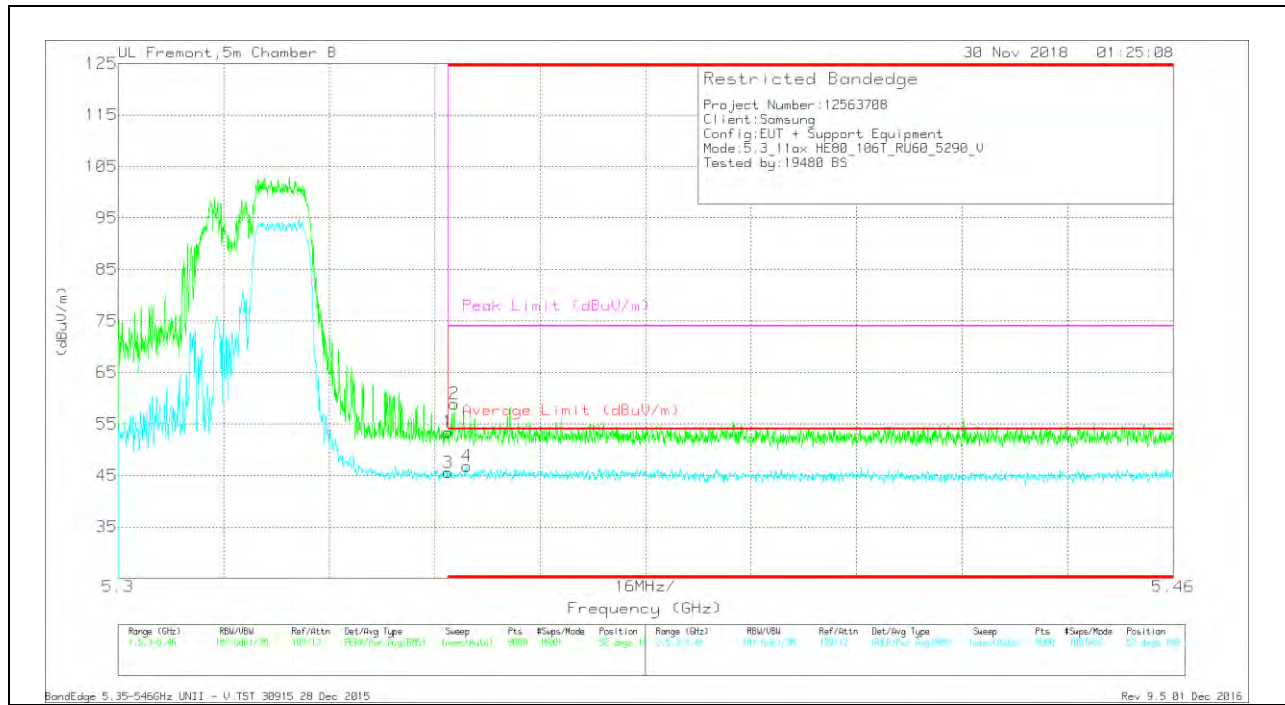
Marker	Frequency (GHz)	Meter Reading (dBuV)	Det	AF T863 (dB/m)	Amp/Cb/Fltr/Pad (dB)	DC Corr (dB)	Corrected Reading (dBuV/m)	Average Limit (dBuV/m)	Margin (dB)	Peak Limit (dBuV/m)	PK Margin (dB)	Azimuth (Degs)	Height (cm)	Polarity
1	* 5.35	45.61	Pk	35	-17.8	0	62.81	-	-	74	-11.19	172	139	H
2	* 5.351	46.57	Pk	35	-17.9	0	63.67	-	-	74	-10.33	172	139	H
3	* 5.35	28.64	RMS	35	-17.8	.43	46.27	54	-7.73	-	-	172	139	H
4	* 5.35	30.34	RMS	35	-17.9	.43	47.87	54	-6.13	-	-	172	139	H

* - indicates frequency in CFR47 Pt 15 / IC RSS-Restricted Band

Pk - Peak detector

RMS - RMS detection

VERTICAL RESULT



Trace Markers

Marker	Frequency (GHz)	Meter Reading (dBuV)	Det	AFT863 (dB/m)	Amp/Cbi/Fitr/Pad (dB)	DC Corr (dB)	Corrected Reading (dBuV/m)	Average Limit (dBuV/m)	Margin (dB)	Peak Limit (dBuV/m)	PK Margin (dB)	Azimuth (Degs)	Height (cm)	Polarity
1	* 5.35	36.23	Pk	35	-17.8	0	53.43	-	-	74	-20.57	52	190	V
2	* 5.351	41.82	Pk	35	-17.9	0	58.92	-	-	74	-15.08	52	190	V
3	* 5.35	28.02	RMS	35	-17.8	.43	45.65	54	-8.35	-	-	52	190	V
4	* 5.353	29.15	RMS	35	-17.7	.43	46.88	54	-7.12	-	-	52	190	V

* - indicates frequency in CFR47 Pt 15 / IC RSS-Restricted Band

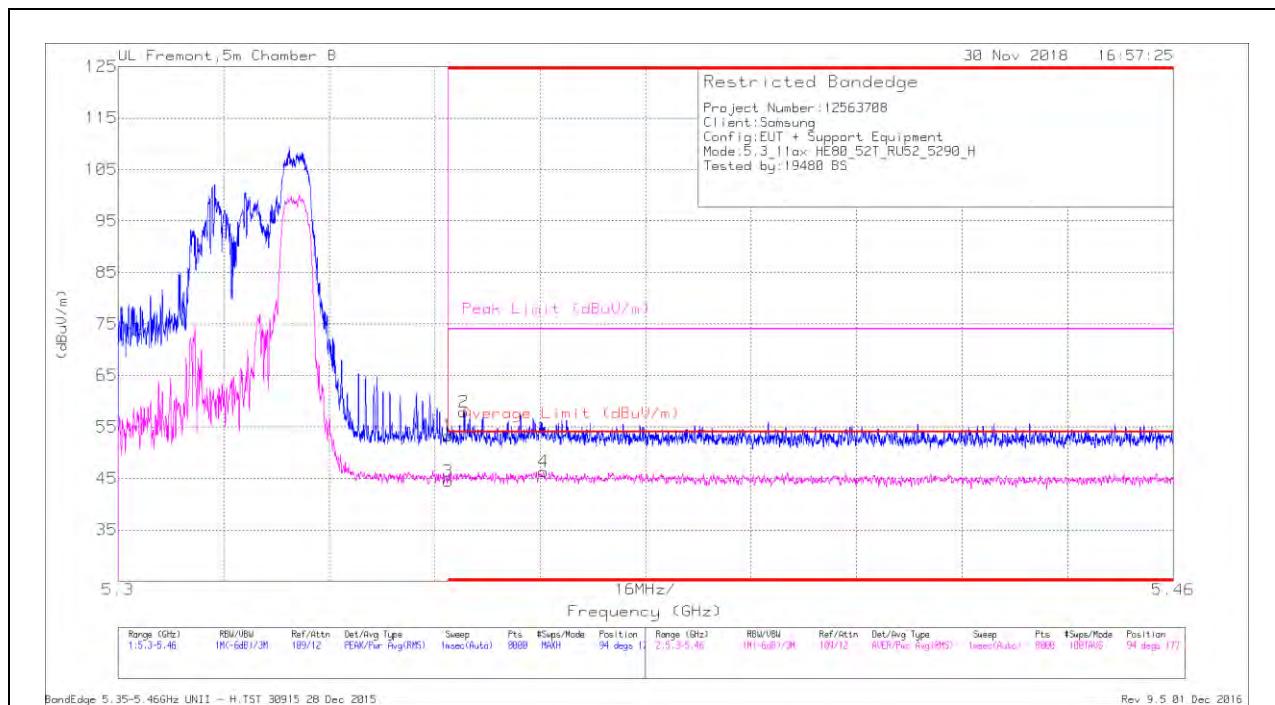
Pk - Peak detector

RMS - RMS detection

2TX Antenna 1 + Antenna 2 OFDMA MODE – 52-Tones, RU Index 52

BANDEDGE (MID CHANNEL)

HORIZONTAL RESULT



Trace Markers

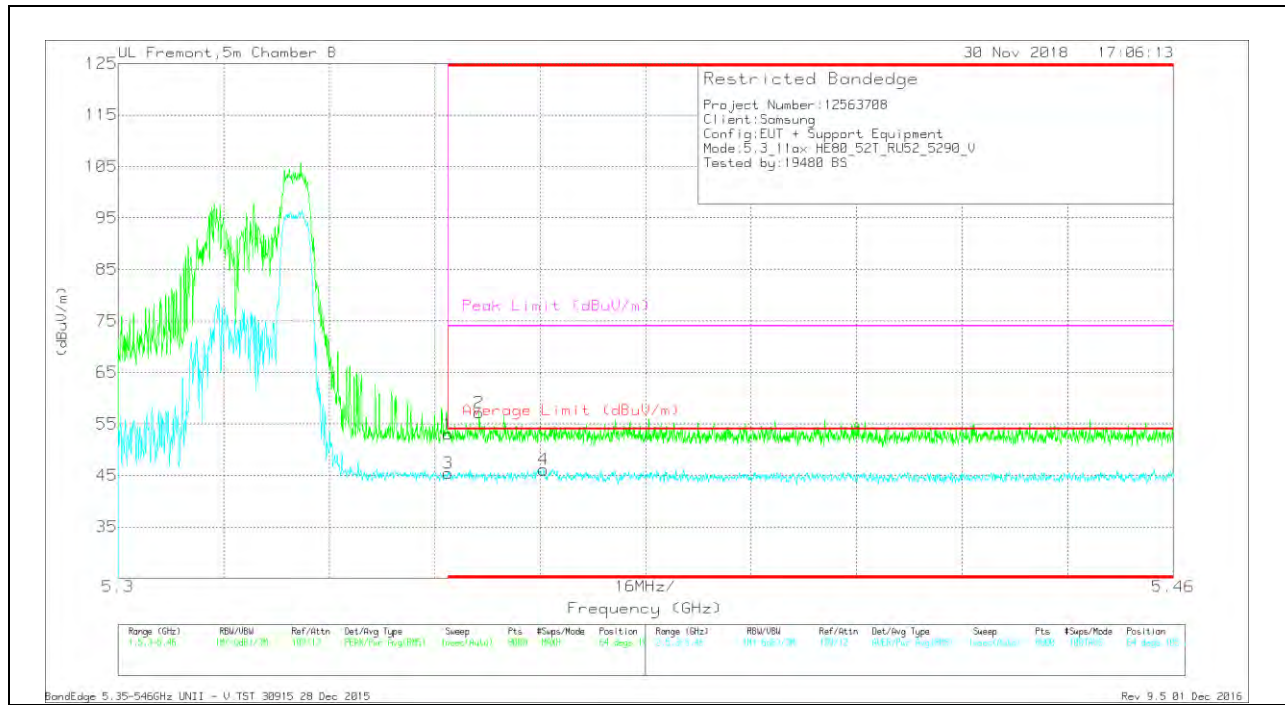
Marker	Frequency (GHz)	Meter Reading (dBuV)	Det	AF T863 (dB/m)	Amp/Cbl/Filtr/Pad (dB)	DC Corr (dB)	Corrected Reading (dBuV/m)	Average Limit (dBuV/m)	Margin (dB)	Peak Limit (dBuV/m)	PK Margin (dB)	Azimuth (Degs)	Height (cm)	Polarity
1	* 5.35	36.1	Pk	35	-17.8	0	53.3	-	-	74	-20.7	94	177	H
2	* 5.352	40.7	Pk	35	-17.8	0	57.9	-	-	74	-16.1	94	177	H
3	* 5.35	27.12	RMS	35	-17.8	.24	44.56	54	-9.44	-	-	94	177	H
4	* 5.365	28.86	RMS	35.1	-17.8	.24	46.4	54	-7.6	-	-	94	177	H

* - indicates frequency in CFR47 Pt 15 / IC RSS-Restricted Band

Pk - Peak detector

RMS - RMS detection

VERTICAL RESULT



Trace Markers

Marker	Frequency (GHz)	Meter Reading (dBuV)	Det	AFT863 (dB/m)	Amp/Cbi/Fitr/Pad (dB)	DC Corr (dB)	Corrected Reading (dBuV/m)	Average Limit (dBuV/m)	Margin (dB)	Peak Limit (dBuV/m)	PK Margin (dB)	Azimuth (Degs)	Height (cm)	Polarity
1	* 5.35	35.81	Pk	35	-17.8	0	53.01	-	-	74	-20.99	64	105	V
2	* 5.355	39.86	Pk	35	-17.7	0	57.16	-	-	74	-16.84	64	105	V
3	* 5.35	28.06	RMS	35	-17.8	.24	45.5	54	-8.5	-	-	64	105	V
4	* 5.365	28.68	RMS	35.1	-17.8	.24	46.22	54	-7.78	-	-	64	105	V

* - indicates frequency in CFR47 Pt 15 / IC RSS-Restricted Band

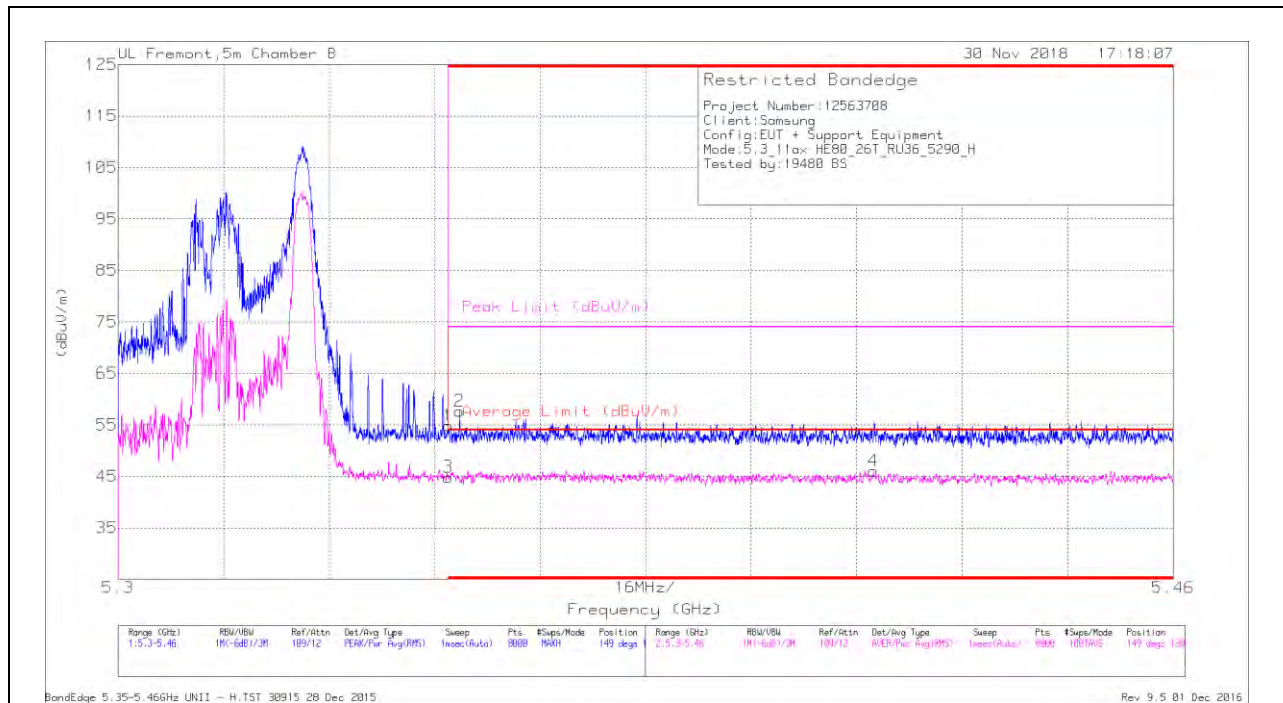
Pk - Peak detector

RMS - RMS detection

2TX Antenna 1 + Antenna 2 OFDMA MODE – 26-Tones, RU Index 36

BANDEDGE (MID CHANNEL)

HORIZONTAL RESULT



Trace Markers

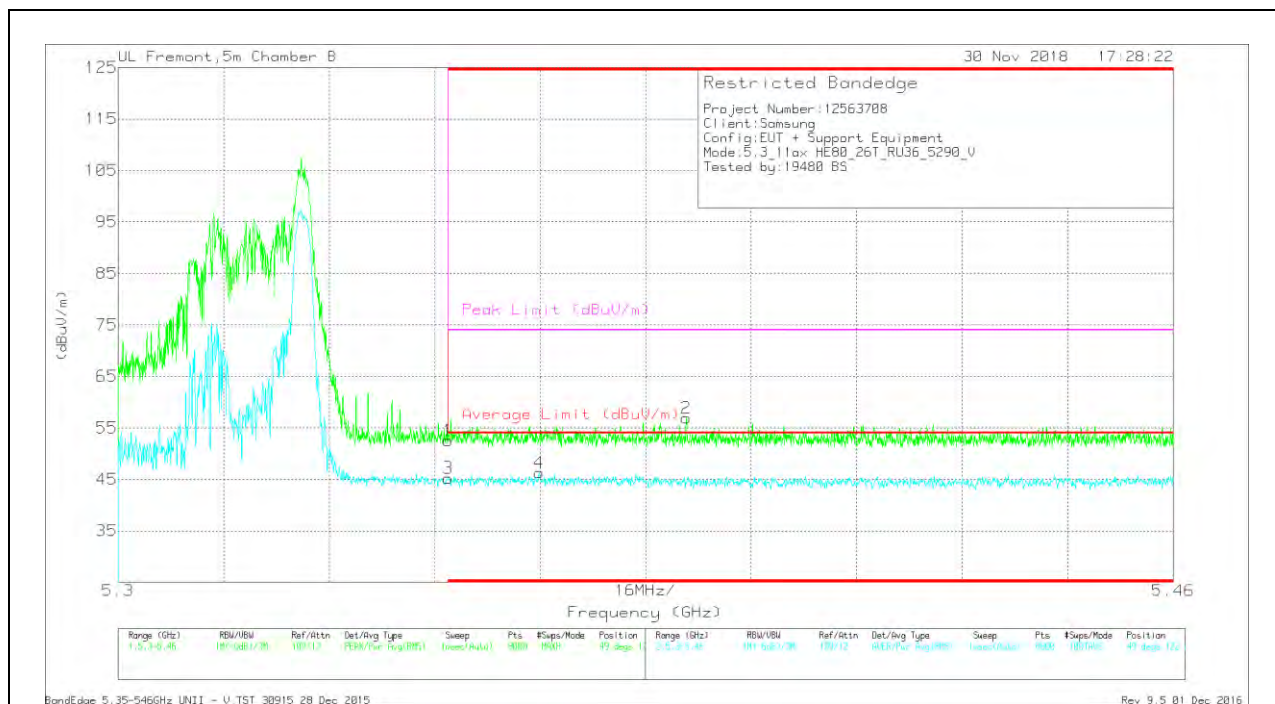
Marker	Frequency (GHz)	Meter Reading (dBuV)	Det	AF T863 (dB/m)	Amp/Cbl/Filtr/Pad (dB)	DC Corr (dB)	Corrected Reading (dBuV/m)	Average Limit (dBuV/m)	Margin (dB)	Peak Limit (dBuV/m)	PK Margin (dB)	Azimuth (Degs)	Height (cm)	Polarity
1	* 5.35	37.66	Pk	35	-17.8	0	54.86	-	-	74	-19.14	149	130	H
2	* 5.352	40.57	Pk	35	-17.9	0	57.67	-	-	74	-16.33	149	130	H
3	* 5.35	27.66	RMS	35	-17.8	.12	44.95	54	-9.05	-	-	149	130	H
4	* 5.415	28.97	RMS	35.2	-18.1	.12	46.19	54	-7.81	-	-	149	130	H

* - indicates frequency in CFR47 Pt 15 / IC RSS-Restricted Band

Pk - Peak detector

RMS - RMS detection

VERTICAL RESULT



Trace Markers

Marker	Frequency (GHz)	Meter Reading (dBuV)	Det	AFT863 (dB/m)	Amp/Cbi/Fitr/Pad (dB)	DC Corr (dB)	Corrected Reading (dBuV/m)	Average Limit (dBuV/m)	Margin (dB)	Peak Limit (dBuV/m)	PK Margin (dB)	Azimuth (Degs)	Height (cm)	Polarity
1	* 5.35	35.31	Pk	35	-17.8	0	52.51	-	-	74	-21.49	49	122	V
2	* 5.386	39.73	Pk	35.1	-17.9	0	56.93	-	-	74	-17.07	49	122	V
3	* 5.35	28.02	RMS	35	-17.8	.12	45.34	54	-8.66	-	-	49	122	V
4	* 5.364	28.87	RMS	35.1	-17.7	.12	46.39	54	-7.61	-	-	49	122	V

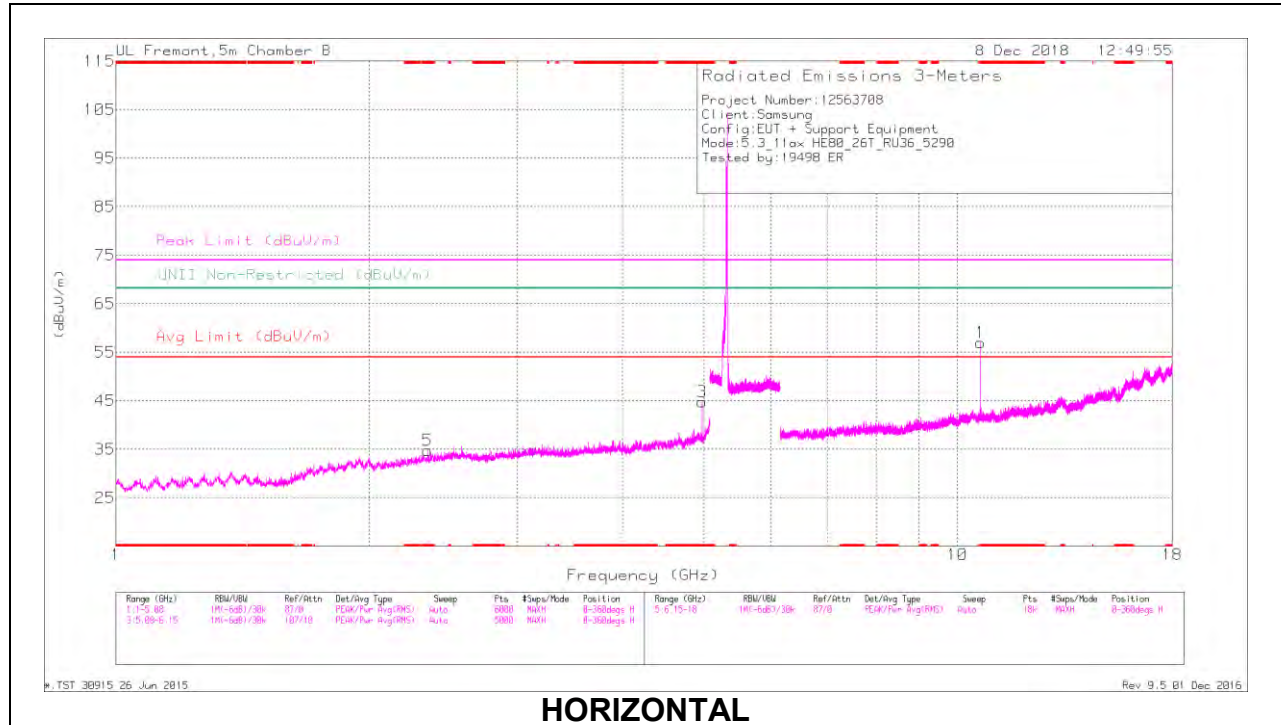
* - indicates frequency in CFR47 Pt 15 / IC RSS-Restricted Band

Pk - Peak detector

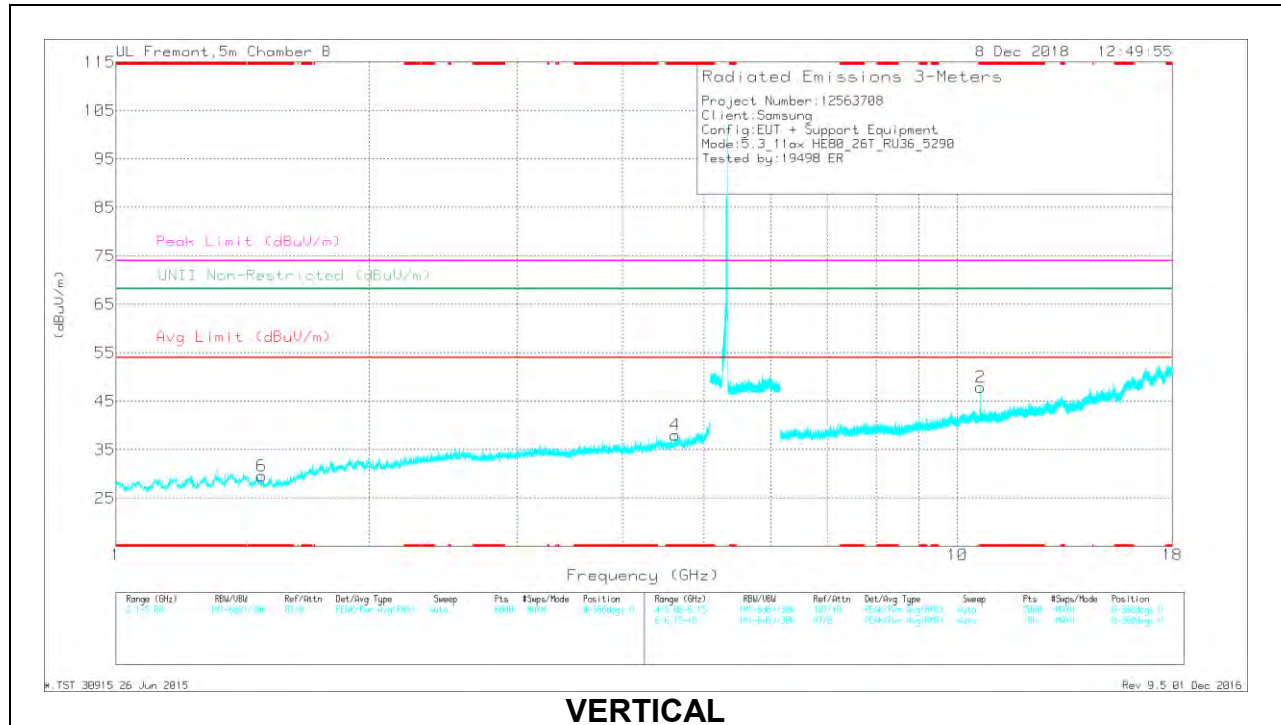
RMS - RMS detection

HARMONICS AND SPURIOUS EMISSIONS

MID CHANNEL RESULTS



HORIZONTAL



VERTICAL

RADIATED EMISSIONS

Marker	Frequency (GHz)	Meter Reading (dBuV)	Det	AF T863 (dB/m)	Amp/Cbl/Filtr/Pad (dB)	DC Corr (dB)	Corrected Reading (dBuV/m)	Avg Limit (dBuV/m)	Margin (dB)	Peak Limit (dBuV/m)	PK Margin (dB)	UNII Non-Restricted (dBuV/m)	PK Margin (dB)	Azimuth (Degs)	Height (cm)	Polarity
5	* 2.347	40.24	PK-U	32.2	-32.2	0	40.24	-	-	74	-33.76	-	-	305	119	H
	* 2.347	28.85	ADR	32.2	-32.2	.12	28.97	54	-25.03	-	-	-	-	305	119	H
3	* 4.97	39.89	PK-U	34.5	-28.6	0	45.79	-	-	74	-28.21	-	-	214	283	H
	* 4.97	28.21	ADR	34.5	-28.6	.12	34.23	54	-19.77	-	-	-	-	214	283	H
6	* 1.491	41.26	PK-U	27.8	-33.9	0	35.16	-	-	74	-38.84	-	-	134	130	V
	* 1.492	29.81	ADR	27.8	-33.9	.12	23.83	54	-30.17	-	-	-	-	134	130	V
4	* 4.615	39.3	PK-U	34.1	-29.1	0	44.3	-	-	74	-29.7	-	-	225	177	V
	* 4.618	27.75	ADR	34.1	-29.1	.12	32.87	54	-21.13	-	-	-	-	225	177	V
1	* 10.655	51.13	PK-U	37.8	-22.6	0	66.33	-	-	74	-7.67	-	-	136	108	H
	* 10.656	34.9	ADR	37.8	-22.5	.12	50.32	54	-3.68	-	-	-	-	136	108	H
2	* 10.656	43.03	PK-U	37.8	-22.5	0	58.33	-	-	74	-15.67	-	-	81	104	V
	* 10.656	27.89	ADR	37.8	-22.5	.12	43.31	54	-10.69	-	-	-	-	81	104	V

* - indicates frequency in CFR47 Pt 15 / IC RSS-Restricted Band

PK-U - U-NII: Maximum Peak

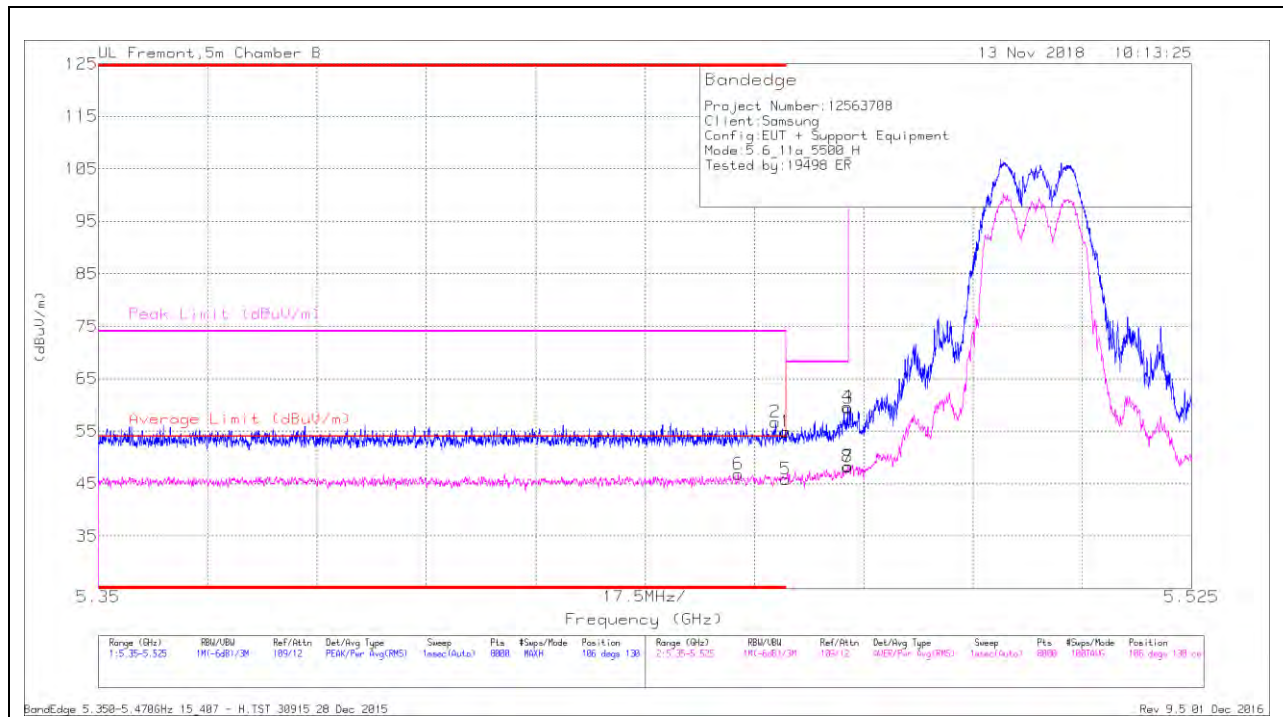
ADR - U-NII AD primary method, RMS average

9.1.15. TX ABOVE 1 GHz 802.11a MODE IN THE 5.6 GHz BAND

2TX Antenna 1 + Antenna 2 CDD MODE

BANDEDGE (LOW CHANNEL)

HORIZONTAL RESULT



Trace Markers

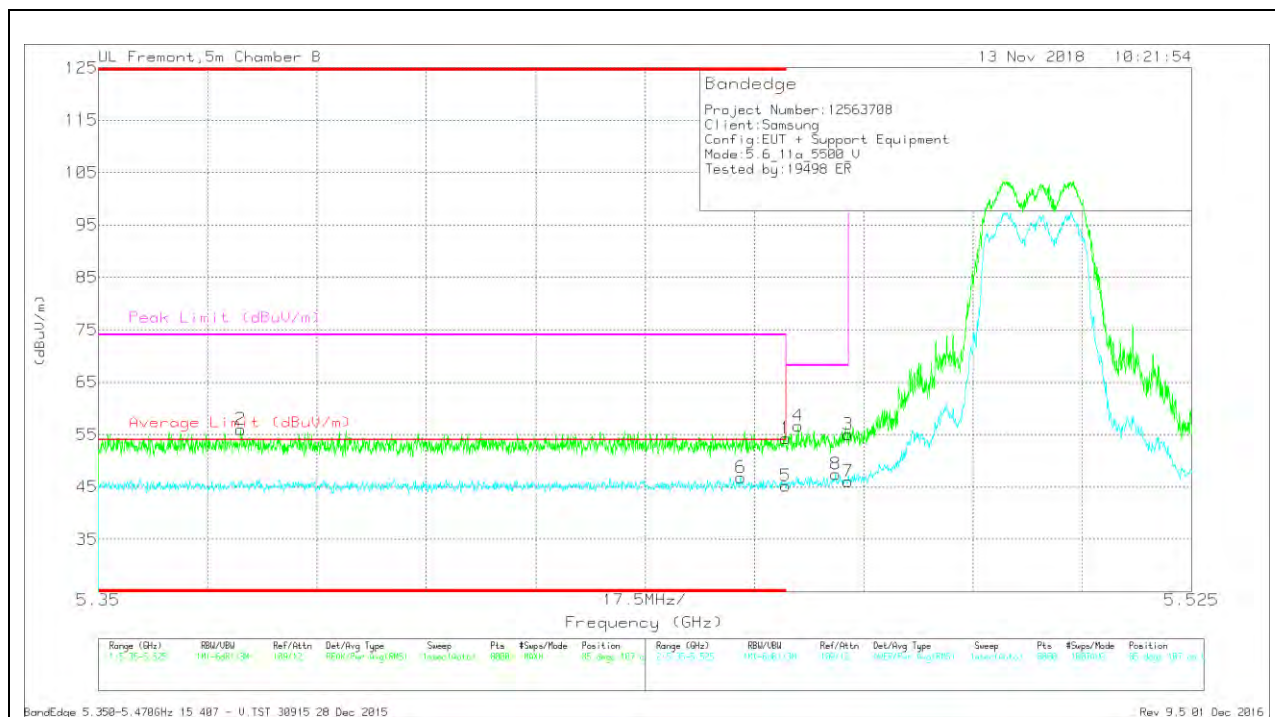
Marker	Frequency (GHz)	Meter Reading (dBuV)	Det	AFT863 (dB/m)	Amp/Cb1/Fitr/Pad (dB)	DC Corr (dB)	Corrected Reading (dBuV/m)	Average Limit (dBuV/m)	Margin (dB)	Peak Limit (dBuV/m)	PK Margin (dB)	Azimuth (Degs)	Height (cm)	Polarity
6	* 5.452	29.37	RMS	35.3	-18.2	.29	46.76	54	-7.24	-	-	106	130	H
2	* 5.458	39.69	Pk	35.3	-18.2	0	56.79	-	-	74	-17.21	106	130	H
1	* 5.46	37.66	Pk	35.3	-18.1	0	54.86	-	-	74	-19.14	106	130	H
5	* 5.46	28.35	RMS	35.3	-18.1	.29	45.84	54	-8.16	-	-	106	130	H
3	5.47	42.27	Pk	35.3	-18.2	0	59.37	-	-	68.2	-8.83	106	130	H
4	5.47	42.46	Pk	35.3	-18.2	0	59.56	-	-	68.2	-8.64	106	130	H
7	5.47	30.9	RMS	35.3	-18.2	.29	48.29	-	-	-	-	106	130	H
8	5.47	30.76	RMS	35.3	-18.2	.29	48.15	-	-	-	-	106	130	H

* - indicates frequency in CFR47 Pt 15 / IC RSS-Restricted Band

Pk - Peak detector

RMS - RMS detection

VERTICAL RESULT



Trace Markers

Marker	Frequency (GHz)	Meter Reading (dBuV)	Det	AF T863 (dB/m)	Amp/Cb/Fitr/Pad (dB)	DC Corr (dB)	Corrected Reading (dBuV/m)	Average Limit (dBuV/m)	Margin (dB)	Peak Limit (dBuV/m)	PK Margin (dB)	Azimuth (Degs)	Height (cm)	Polarity
2	* 5.373	38.65	Pk	35.1	-17.7	0	56.05	-	-	74	-17.95	85	107	V
6	* 5.453	29.32	RMS	35.3	-18.1	.29	46.81	54	-7.19	-	-	85	107	V
1	* 5.46	37.09	Pk	35.3	-18.1	0	54.29	-	-	74	-19.71	85	107	V
5	* 5.46	27.74	RMS	35.3	-18.1	.29	45.23	54	-8.77	-	-	85	107	V
4	5.462	39.19	Pk	35.3	-17.9	0	56.59	-	-	68.2	-11.61	85	107	V
8	5.468	29.95	RMS	35.3	-18.1	.29	47.44	-	-	-	-	85	107	V
3	5.47	37.95	Pk	35.3	-18.2	0	55.05	-	-	68.2	-13.15	85	107	V
7	5.47	28.66	RMS	35.3	-18.2	.29	46.05	-	-	-	-	85	107	V

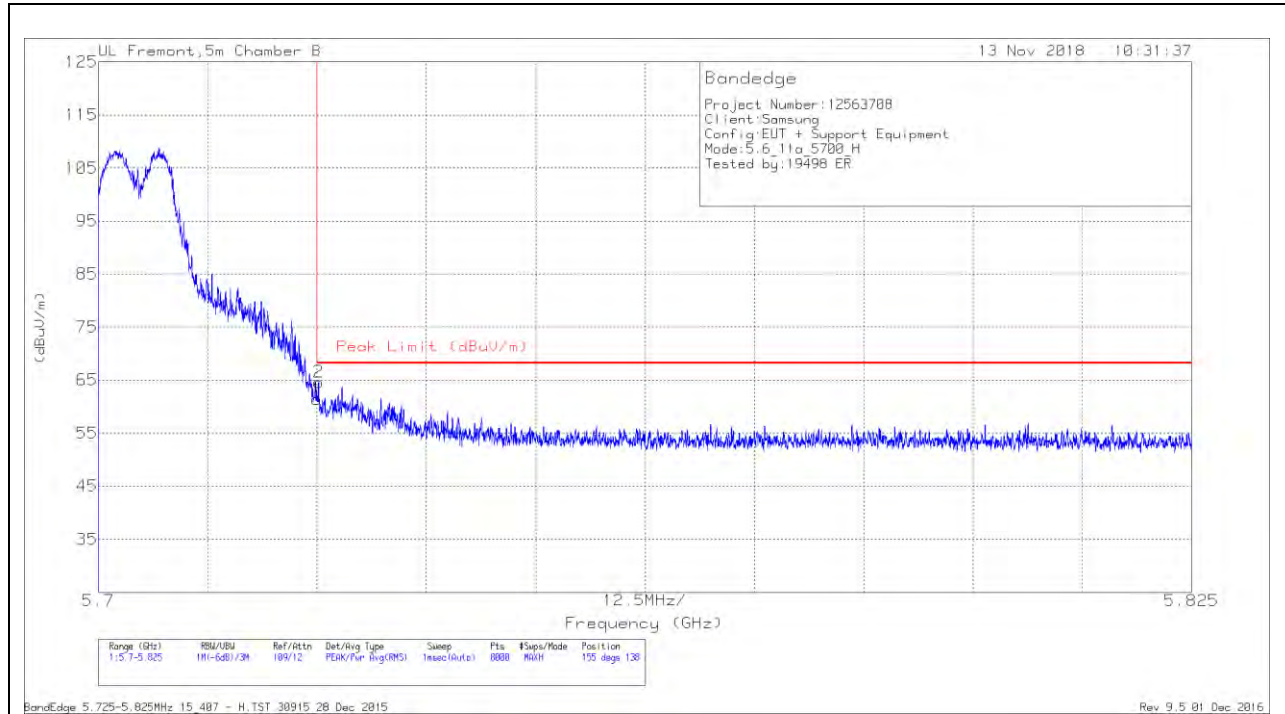
* - indicates frequency in CFR47 Pt 15 / IC RSS-Restricted Band

Pk - Peak detector

RMS - RMS detection

BANDEDGE (HIGH CHANNEL)

HORIZONTAL RESULT

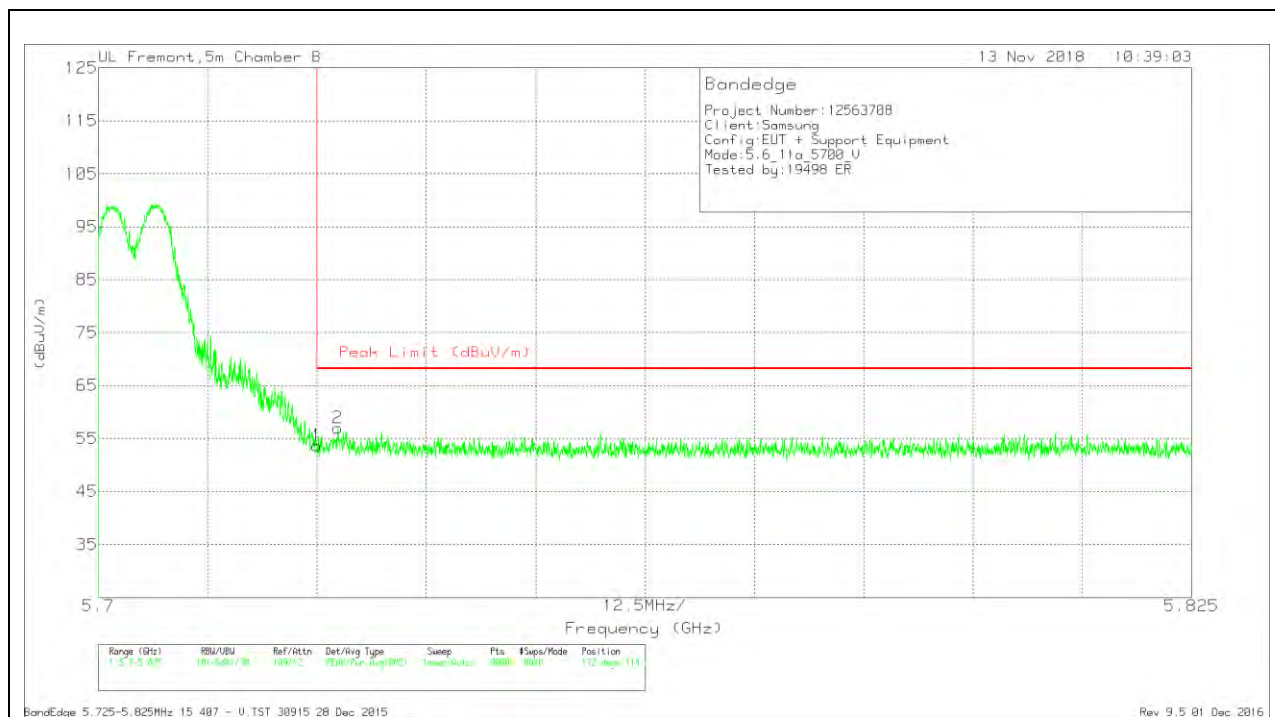


Trace Markers

Marker	Frequency (GHz)	Meter Reading (dBuV)	Det	AF T863 (dB/m)	Amp/Cbl/Filtr/Pad (dB)	Corrected Reading (dBuV/m)	Peak Limit (dBuV/m)	PK Margin (dB)	Azimuth (Degs)	Height (cm)	Polarity
1	5.725	44.79	Pk	35.5	-18.9	61.39	68.2	-6.81	155	138	H
2	5.725	47.96	Pk	35.5	-18.9	64.56	68.2	-3.64	155	138	H

Pk - Peak detector

VERTICAL RESULT



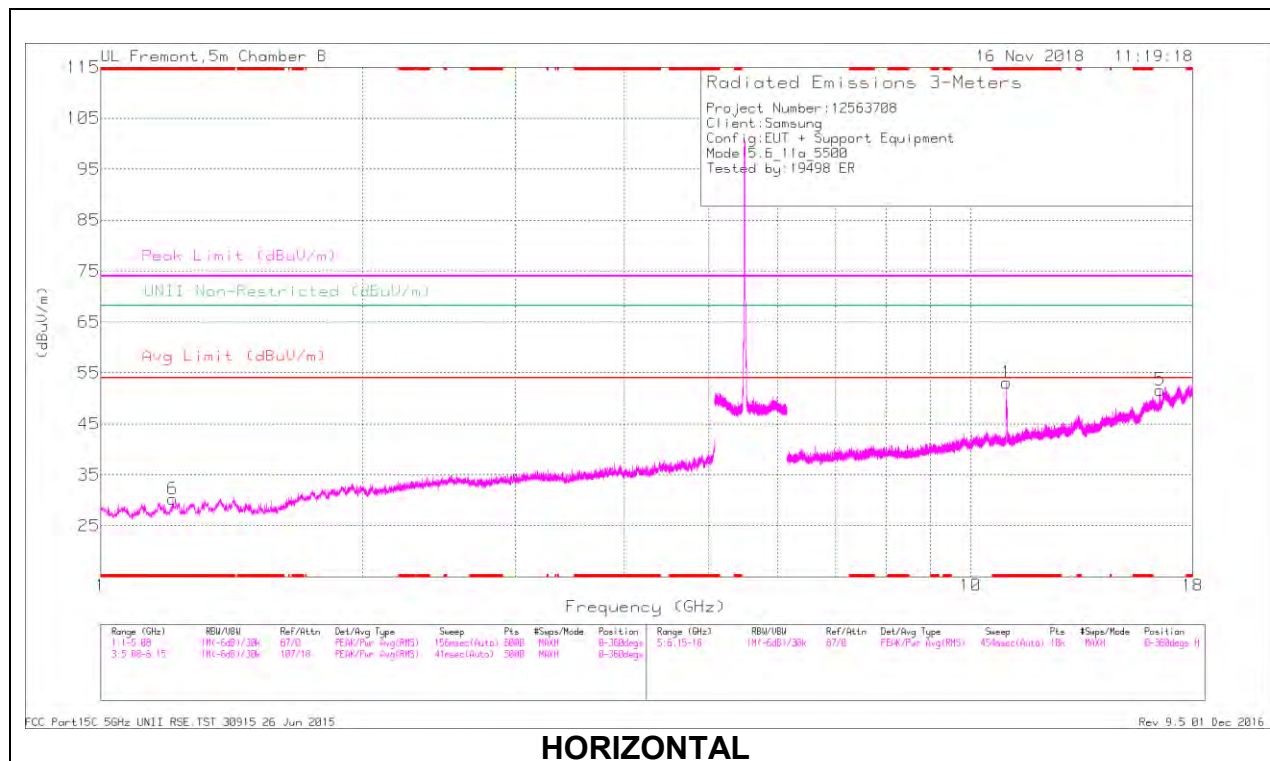
Trace Markers

Marker	Frequency (GHz)	Meter Reading (dBuV)	Det	AF T863 (dB/m)	Amp/Cbl/Filtr/Pad (dB)	Corrected Reading (dBuV/m)	Peak Limit (dBuV/m)	PK Margin (dB)	Azimuth (Degs)	Height (cm)	Polarity
1	5.725	37.06	Pk	35.5	-18.9	53.66	68.2	-14.54	172	114	V
2	5.727	40.25	Pk	35.5	-18.8	56.95	68.2	-11.25	172	114	V

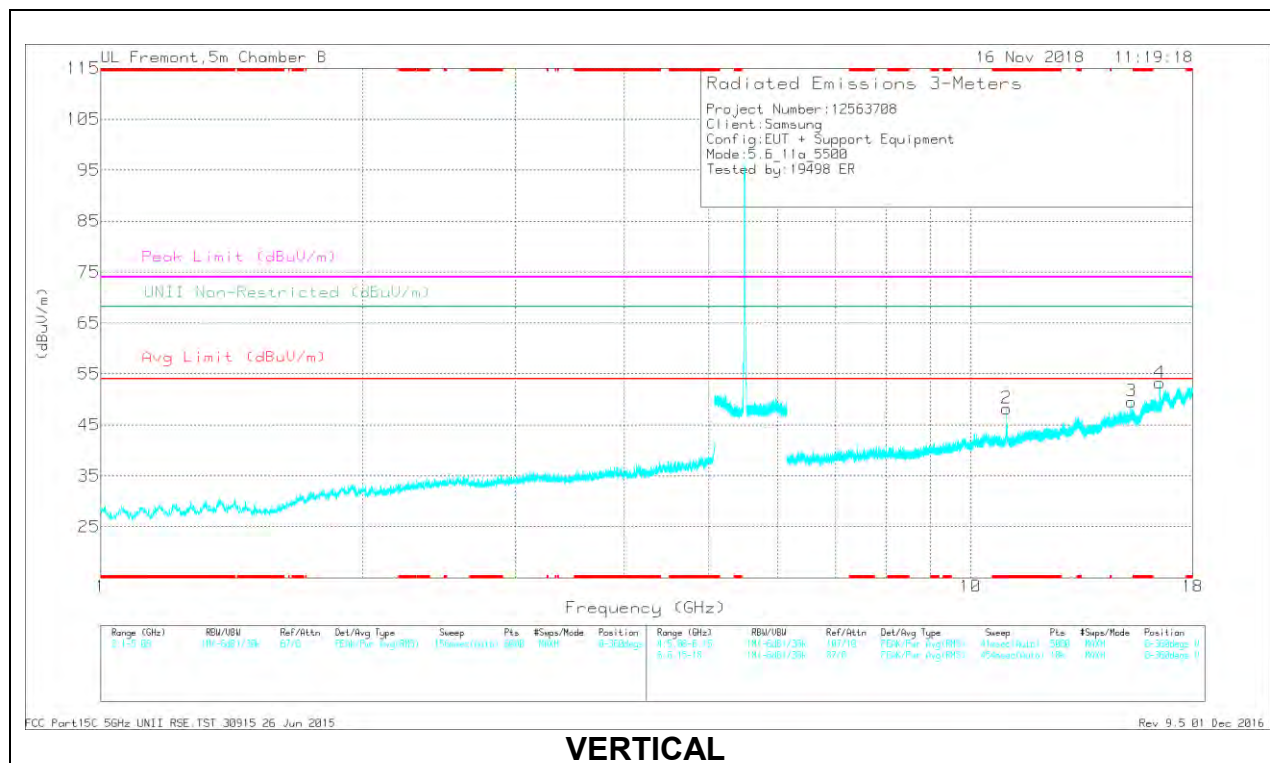
Pk - Peak detector

HARMONICS AND SPURIOUS EMISSIONS

LOW CHANNEL RESULTS



HORIZONTAL



VERTICAL

RADIATED EMISSIONS

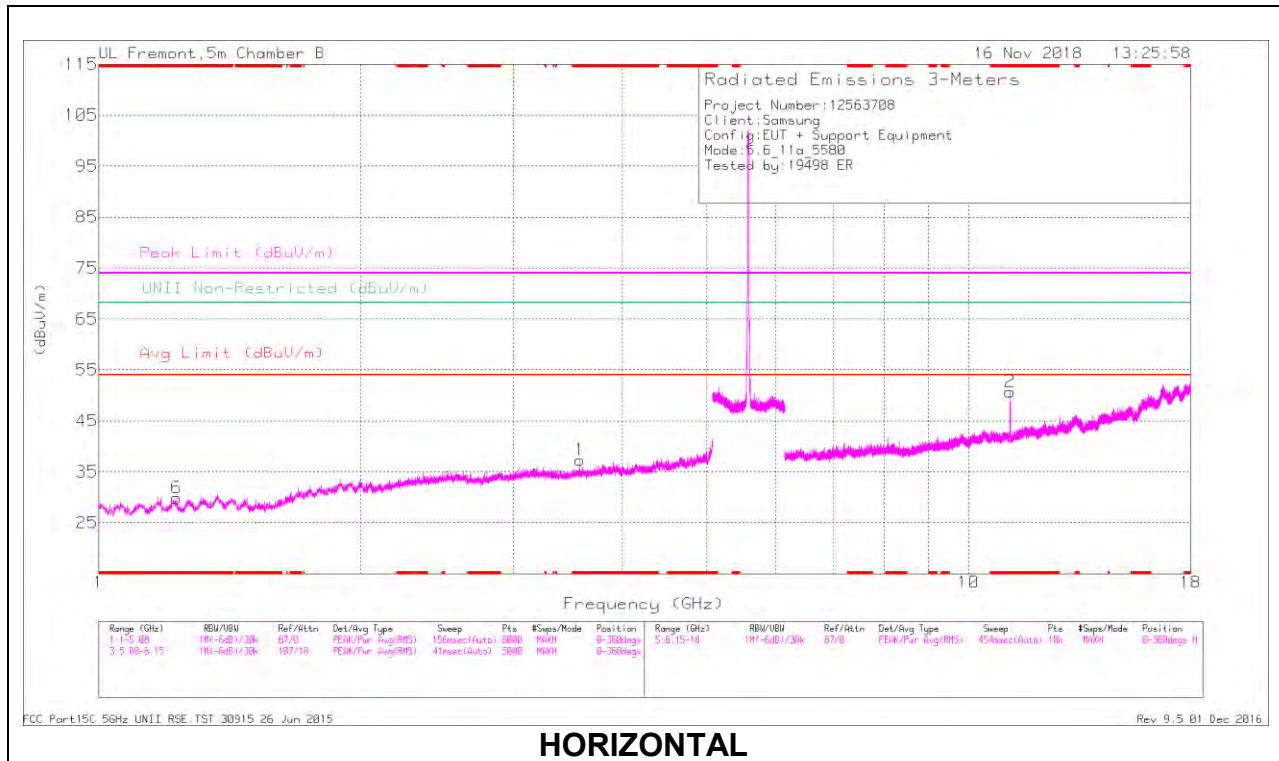
Marker	Frequency (GHz)	Meter Reading (dBuV)	Det	AF T863 (dB/m)	Amp/Cbl/Filtr/Pad (dB)	DC Corr (dB)	Corrected Reading (dBuV/m)	Avg Limit (dBuV/m)	Margin (dB)	Peak Limit (dBuV/m)	PK Margin (dB)	UNII Non-Restricted (dBuV/m)	PK Margin (dB)	Azimuth (Degs)	Height (cm)	Polarity
6	* 1.209	42.09	PK-U	28.2	-34.2	0	36.09	-	-	74	-37.91	-	-	140	104	H
	* 1.211	30.28	ADR	28.2	-34.2	.29	24.57	54	-29.43	-	-	-	-	140	104	H
1	* 11.001	43.47	PK-U	37.9	-21.7	0	59.67	-	-	74	-14.33	-	-	88	113	H
	* 11.001	31.61	ADR	37.9	-21.7	.29	48.1	54	-5.9	-	-	-	-	88	113	H
2	* 11.002	36.64	PK-U	37.9	-21.7	0	52.84	-	-	74	-21.16	-	-	108	232	V
	* 11.001	25.7	ADR	37.9	-21.7	.29	42.19	54	-11.81	-	-	-	-	108	232	V
3	15.322	32.18	PK-U	41.1	-18.9	0	54.38	-	-	-	-	68.2	-13.82	327	263	V
	16.5	35.83	PK-U	42.5	-18.5	0	59.83	-	-	-	-	68.2	-8.37	186	219	V
5	16.518	31.93	PK-U	42.7	-18.6	0	56.03	-	-	-	-	68.2	-12.17	206	167	H

* - indicates frequency in CFR47 Pt 15 / IC RSS-Restricted Band

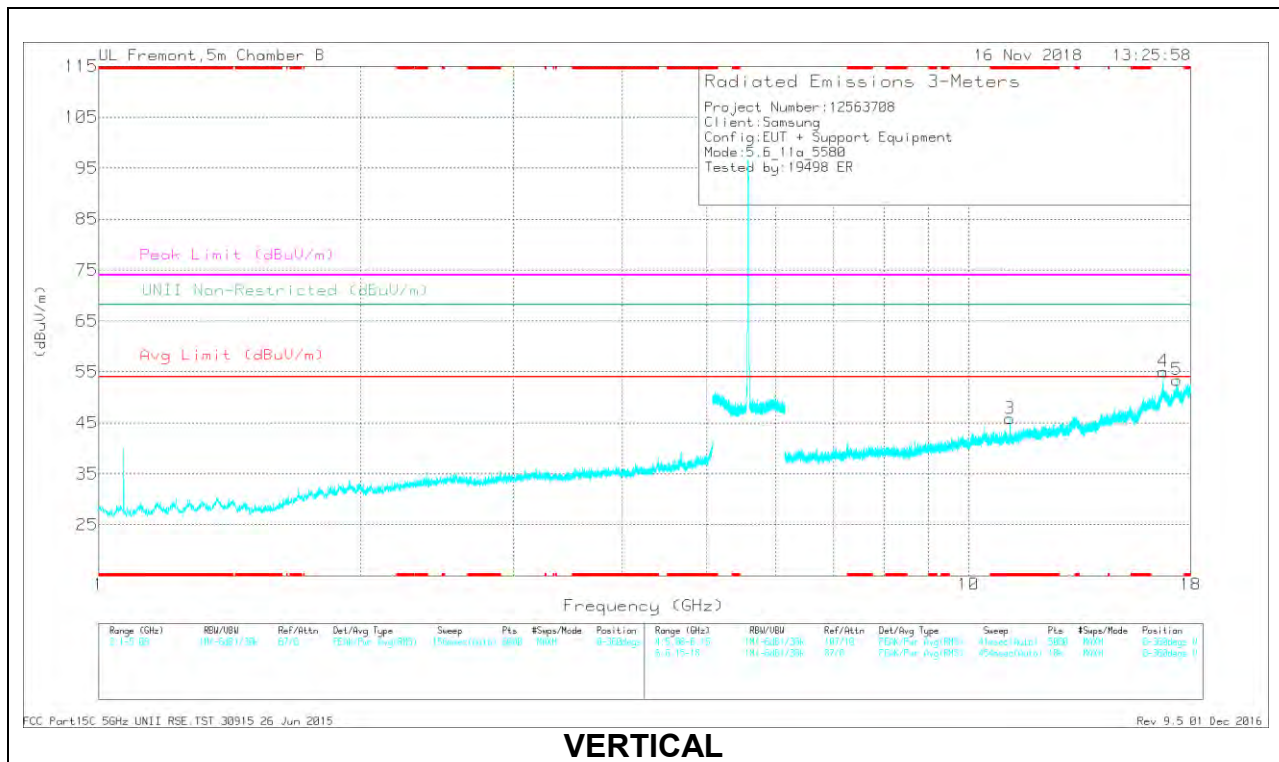
PK-U - U-NII: Maximum Peak

ADR - U-NII AD primary method, RMS average

MID CHANNEL RESULTS



HORIZONTAL



VERTICAL

RADIATED EMISSIONS

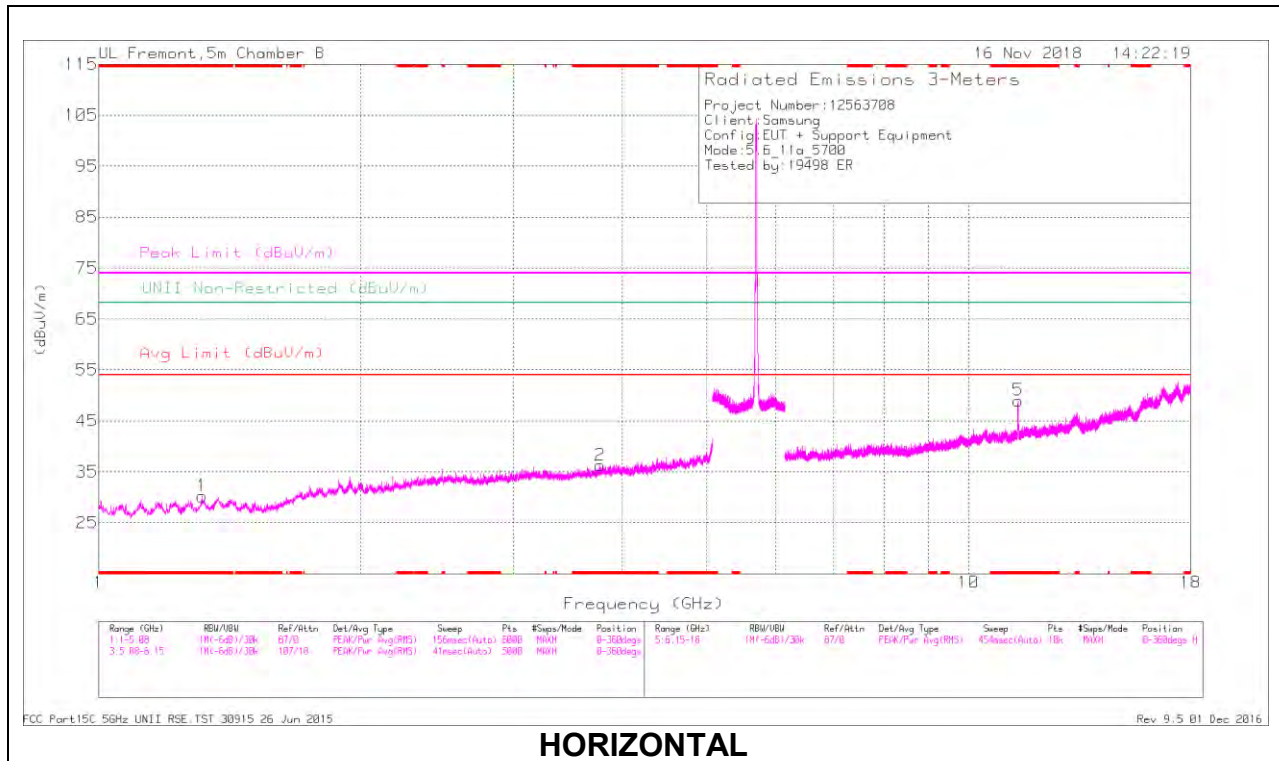
Marker	Frequency (GHz)	Meter Reading (dBuV)	Det	AF T863 (dB/m)	Amp/Cbl/Filtr/Pad (dB)	DC Corr (dB)	Corrected Reading (dBuV/m)	Avg Limit (dBuV/m)	Margin (dB)	Peak Limit (dBuV/m)	PK Margin (dB)	UNII Non-Restricted (dBuV/m)	PK Margin (dB)	Azimuth (Degs)	Height (cm)	Polarity
1	* 3.574	39.36	PK-U	33.2	-30.5	0	42.06	-	-	74	-31.94	-	-	236	131	H
	* 3.574	27.73	ADR	33.2	-30.5	.29	30.72	54	-23.28	-	-	-	-	236	131	H
6	* 1.229	41.59	PK-U	28.3	-34.2	0	35.69	-	-	74	-38.31	-	-	139	195	H
	* 1.229	30.44	ADR	28.3	-34.2	.29	24.83	54	-29.17	-	-	-	-	139	195	H
2	* 11.162	40.97	PK-U	37.9	-22.8	0	56.07	-	-	74	-17.93	-	-	117	109	H
	* 11.161	29.38	ADR	37.9	-22.8	.29	44.77	54	-9.23	-	-	-	-	117	109	H
3	* 11.156	37.79	PK-U	37.9	-22.8	0	52.89	-	-	74	-21.11	-	-	67	103	V
	* 11.161	26.65	ADR	37.9	-22.8	.29	42.04	54	-11.96	-	-	-	-	67	103	V
4	16.741	36.64	PK-U	44.4	-18.3	0	62.74	-	-	-	-	68.2	-5.46	176	370	V
5	17.342	32.47	PK-U	44.5	-18.1	0	58.87	-	-	-	-	68.2	-9.33	192	149	V

* - indicates frequency in CFR47 Pt 15 / IC RSS-Restricted Band

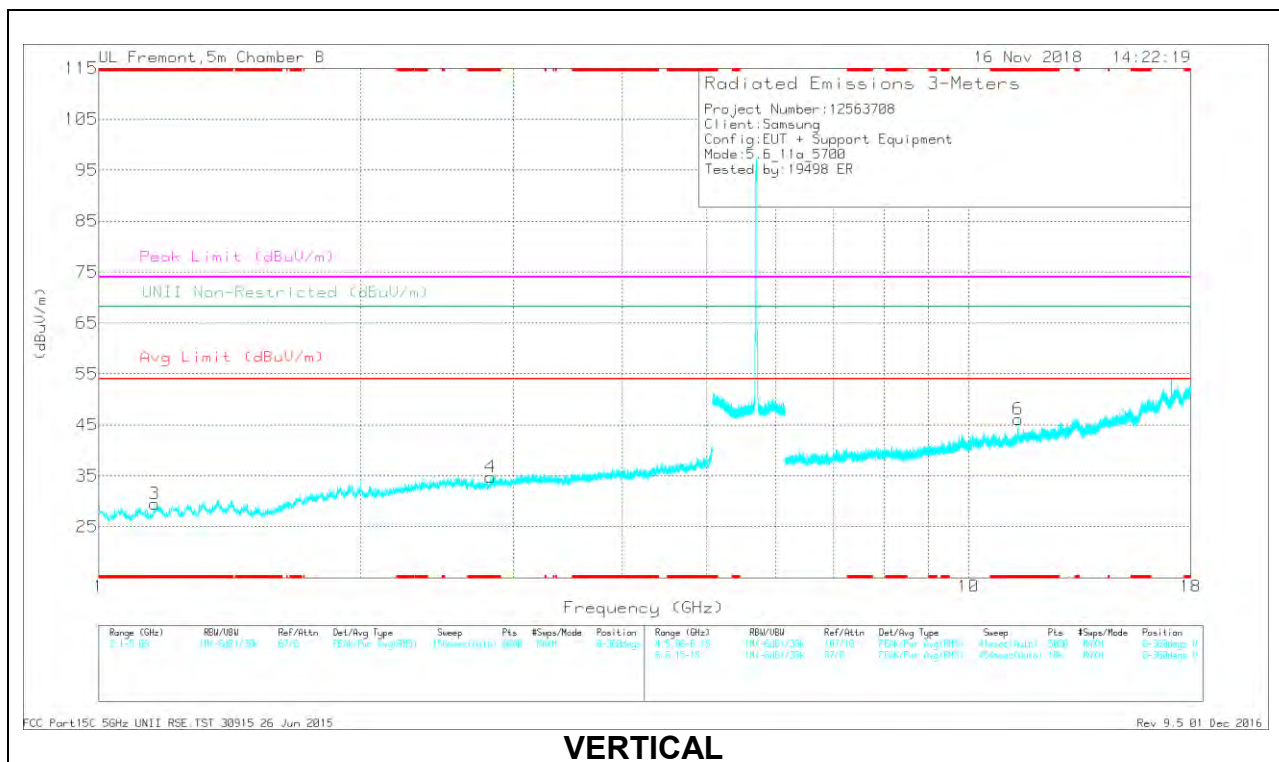
PK-U - U-NII: Maximum Peak

ADR - U-NII AD primary method, RMS average

HIGH CHANNEL RESULTS



HORIZONTAL



VERTICAL

RADIATED EMISSIONS

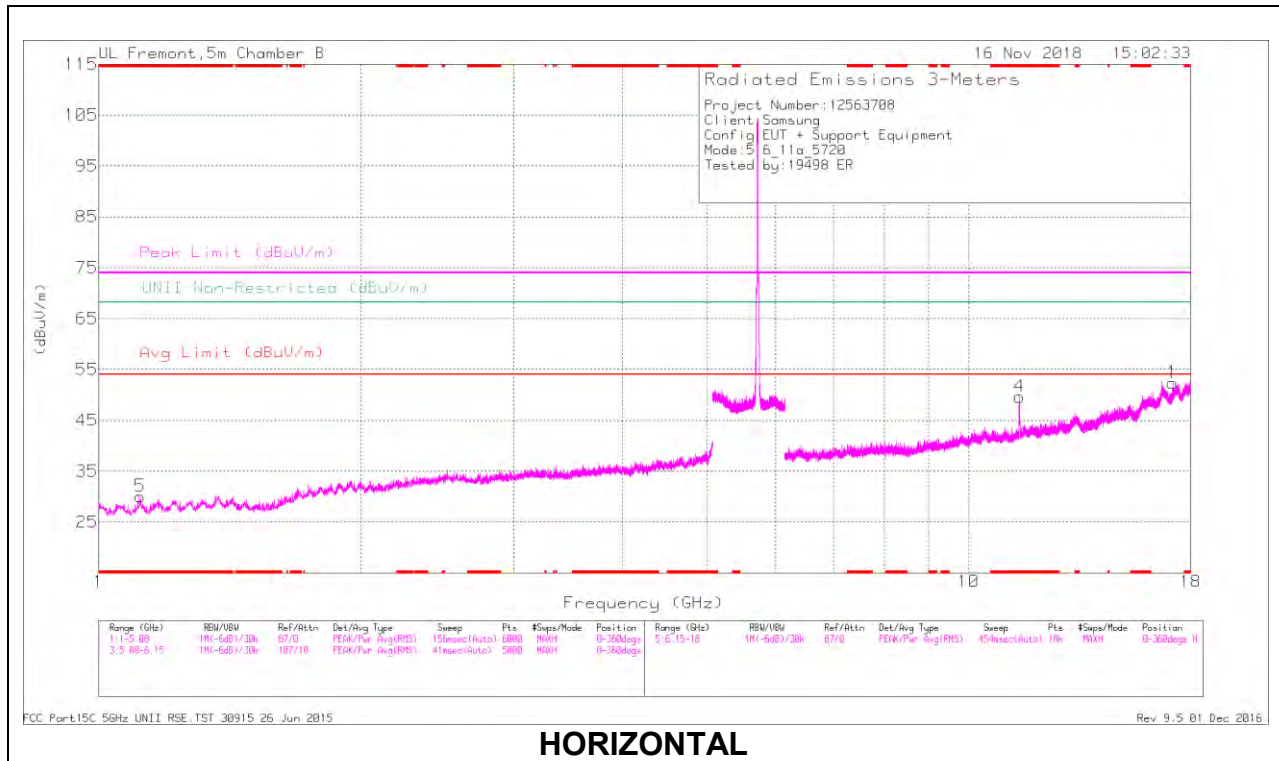
Marker	Frequency (GHz)	Meter Reading (dBuV)	Det	AF T863 (dB/m)	Amp/Cbl/Filtr/Pad (dB)	DC Corr (dB)	Corrected Reading (dBuV/m)	Avg Limit (dBuV/m)	Margin (dB)	Peak Limit (dBuV/m)	PK Margin (dB)	UNII Non-Restricted (dBuV/m)	PK Margin (dB)	Azimuth (Degs)	Height (cm)	Polarity
2	* 3.771	39.59	PK-U	33.4	-30.8	0	42.19	-	-	74	-31.81	-	-	291	363	H
	* 3.772	27.94	ADR	33.4	-30.8	.29	30.83	54	-23.17	-	-	-	-	291	363	H
1	* 1.315	41.48	PK-U	28.4	-33.9	0	35.98	-	-	74	-38.02	-	-	18	302	H
	* 1.315	30.32	ADR	28.4	-33.9	.29	25.11	54	-28.89	-	-	-	-	18	302	H
4	* 2.824	40.74	PK-U	32.5	-32	0	41.24	-	-	74	-32.76	-	-	139	189	V
	* 2.82	28.96	ADR	32.5	-32.1	.29	29.65	54	-24.35	-	-	-	-	139	189	V
3	* 1.16	41.65	PK-U	27.8	-34.1	0	35.35	-	-	74	-38.65	-	-	202	113	V
	* 1.16	30.39	ADR	27.8	-34.1	.29	24.38	54	-29.62	-	-	-	-	202	113	V
5	* 11.398	39.81	PK-U	38.4	-22.6	0	55.61	-	-	74	-18.39	-	-	91	129	H
	* 11.4	27.76	ADR	38.4	-22.6	.29	43.85	54	-10.15	-	-	-	-	91	129	H
6	* 11.391	35.13	PK-U	38.4	-22.6	0	50.93	-	-	74	-23.07	-	-	195	200	V
	* 11.402	23.81	ADR	38.4	-22.6	.29	39.9	54	-14.1	-	-	-	-	195	200	V

* - indicates frequency in CFR47 Pt 15 / IC RSS-Restricted Band

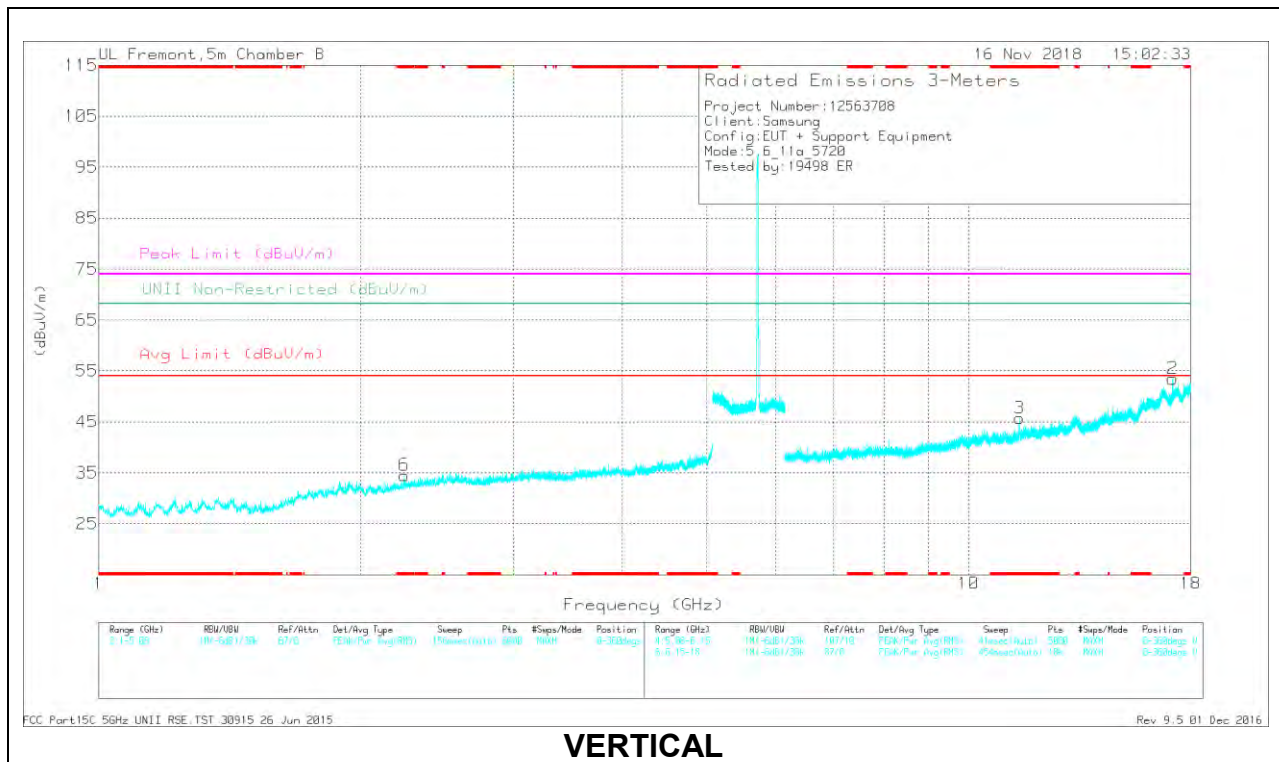
PK-U - U-NII: Maximum Peak

ADR - U-NII AD primary method, RMS average

CHANNEL 144 RESULTS



HORIZONTAL



VERTICAL

RADIATED EMISSIONS

Marker	Frequency (GHz)	Meter Reading (dBuV)	Det	AF T863 (dB/m)	Amp/Cbl/Filtr/Pad (dB)	DC Corr (dB)	Corrected Reading (dBuV/m)	Avg Limit (dBuV/m)	Margin (dB)	Peak Limit (dBuV/m)	PK Margin (dB)	UNII Non-Restricted (dBuV/m)	PK Margin (dB)	Azimuth (Degs)	Height (cm)	Polarity
5	* 1.116	42.18	PK-U	27.4	-33.9	0	35.68	-	-	74	-38.32	-	-	353	216	H
	* 1.115	30.7	ADR	27.4	-33.9	.29	24.49	54	-29.51	-	-	-	-	353	216	H
6	* 2.244	40.3	PK-U	31.7	-32.3	0	39.7	-	-	74	-34.3	-	-	303	153	V
	* 2.246	29.13	ADR	31.7	-32.3	.29	28.82	54	-25.18	-	-	-	-	303	153	V
4	* 11.437	39.9	PK-U	38.4	-22.5	0	55.8	-	-	74	-18.2	-	-	102	107	H
	* 11.439	28.42	ADR	38.4	-22.5	.29	44.61	54	-9.39	-	-	-	-	102	107	H
3	* 11.444	36.94	PK-U	38.4	-22.6	0	52.74	-	-	74	-21.26	-	-	96	130	V
	* 11.439	24.81	ADR	38.4	-22.5	.29	41	54	-13	-	-	-	-	96	130	V
1	17.154	33.08	PK-U	43.5	-18.6	0	57.98	-	-	-	-	68.2	-10.22	222	110	H
2	17.155	36.06	PK-U	43.5	-18.6	0	60.96	-	-	-	-	68.2	-7.24	174	193	V

* - indicates frequency in CFR47 Pt 15 / IC RSS-Restricted Band

PK-U - U-NII: Maximum Peak

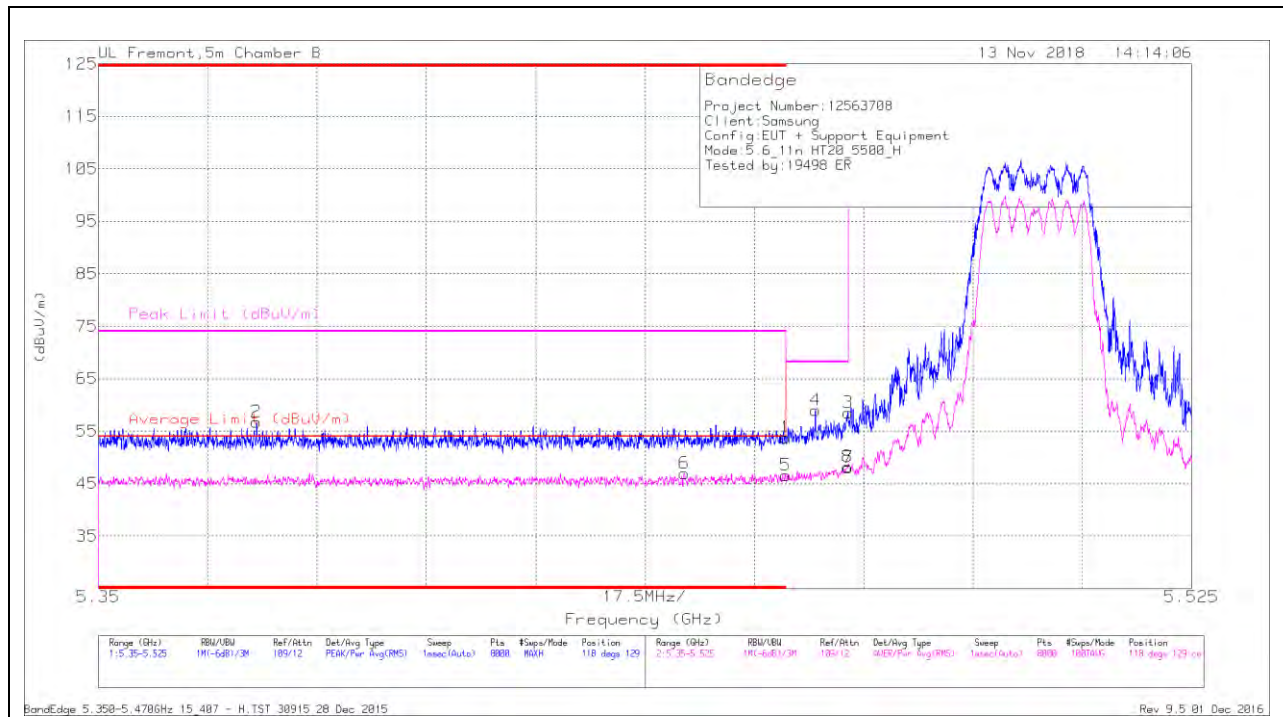
ADR - U-NII AD primary method, RMS average

9.1.16. TX ABOVE 1 GHz 802.11n HT20 MODE IN THE 5.6 GHz BAND

2TX Antenna 1 + Antenna 2 CDD MODE

BANDEDGE (LOW CHANNEL)

HORIZONTAL RESULT



Trace Markers

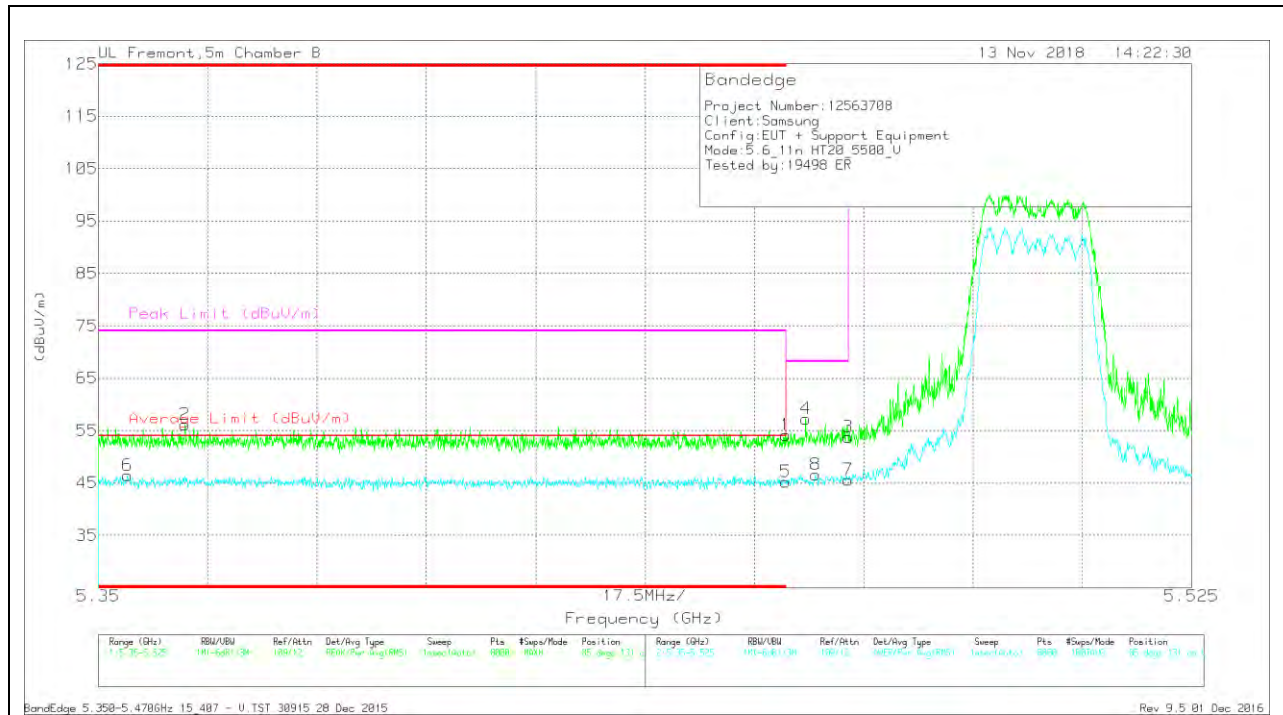
Marker	Frequency (GHz)	Meter Reading (dBuV)	Det	AFT863 (dB/m)	Amp/Cb1/Fitr/Pad (dB)	DC Corr (dB)	Corrected Reading (dBuV/m)	Average Limit (dBuV/m)	Margin (dB)	Peak Limit (dBuV/m)	PK Margin (dB)	Azimuth (Degs)	Height (cm)	Polarity
2	* 5.375	39.3	Pk	35.1	-17.7	0	56.7	-	-	74	-17.3	118	129	H
6	* 5.444	29.53	RMS	35.2	-18.1	.3	46.93	54	-7.07	-	-	118	129	H
1	* 5.46	36.57	Pk	35.3	-18.1	0	53.77	-	-	74	-20.23	118	129	H
5	* 5.46	29.02	RMS	35.3	-18.1	.3	46.52	54	-7.48	-	-	118	129	H
4	5.465	41.9	Pk	35.3	-18.2	0	59	-	-	68.2	-9.2	118	129	H
3	5.47	41.38	Pk	35.3	-18.2	0	58.48	-	-	68.2	-9.72	118	129	H
7	5.47	30.69	RMS	35.3	-18.2	.3	48.09	-	-	-	-	118	129	H
8	5.47	30.8	RMS	35.3	-18.2	.3	48.2	-	-	-	-	118	129	H

* - indicates frequency in CFR47 Pt 15 / IC RSS-Restricted Band

Pk - Peak detector

RMS - RMS detection

VERTICAL RESULT



Trace Markers

Marker	Frequency (GHz)	Meter Reading (dBuV)	Det	AFT863 (dB/m)	Amp/Cb/Fitr/Pad (dB)	DC Corr (dB)	Corrected Reading (dBuV/m)	Average Limit (dBuV/m)	Margin (dB)	Peak Limit (dBuV/m)	PK Margin (dB)	Azimuth (Degs)	Height (cm)	Polarity
6	* 5.355	28.93	RMS	35	-17.8	.3	46.43	54	-7.57	-	-	85	131	V
2	* 5.364	38.68	Pk	35.1	-17.7	0	56.08	-	-	74	-17.92	85	131	V
1	* 5.46	36.93	Pk	35.3	-18.1	0	54.13	-	-	74	-19.87	85	131	V
5	* 5.46	27.69	RMS	35.3	-18.1	.3	45.19	54	-8.81	-	-	85	131	V
4	5.463	40.07	Pk	35.3	-18.1	0	57.27	-	-	68.2	-10.93	85	131	V
8	5.465	29.13	RMS	35.3	-18.2	.3	46.53	-	-	-	-	85	131	V
3	5.47	36.72	Pk	35.3	-18.2	0	53.82	-	-	68.2	-14.38	85	131	V
7	5.47	28.2	RMS	35.3	-18.2	.3	45.6	-	-	-	-	85	131	V

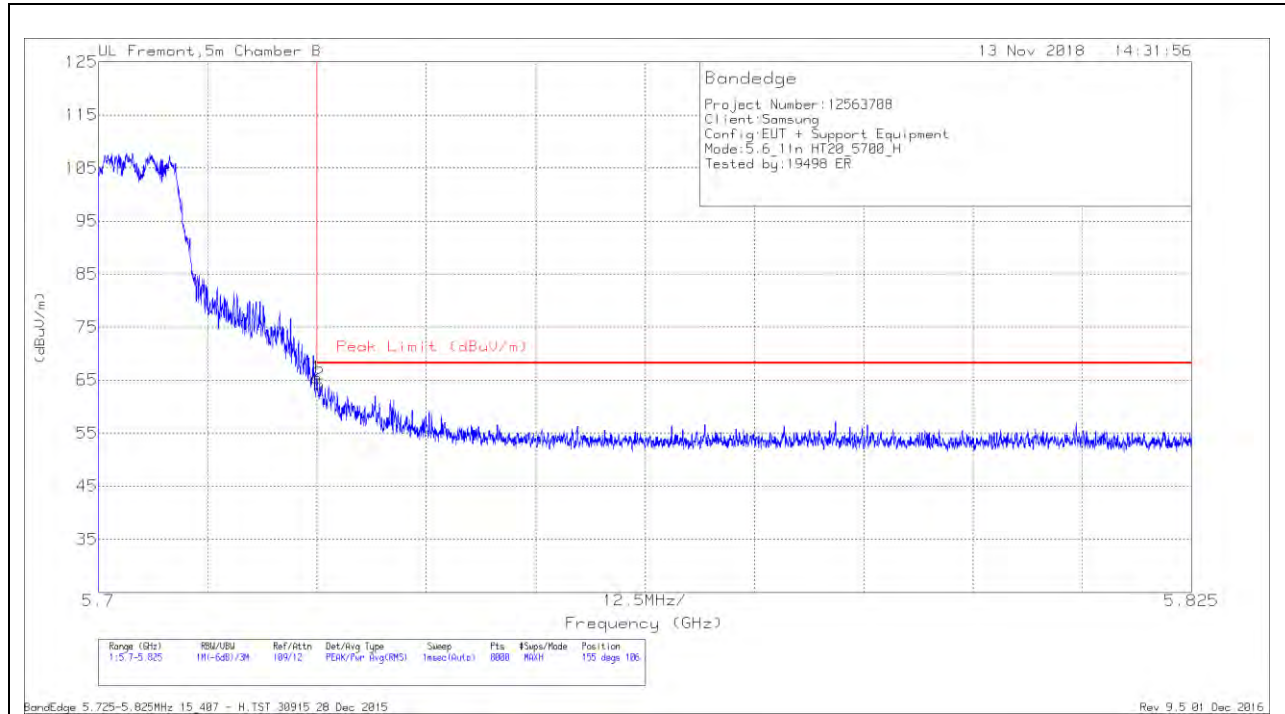
* - indicates frequency in CFR47 Pt 15 / IC RSS-Restricted Band

Pk - Peak detector

RMS - RMS detection

BANDEDGE (HIGH CHANNEL)

HORIZONTAL RESULT

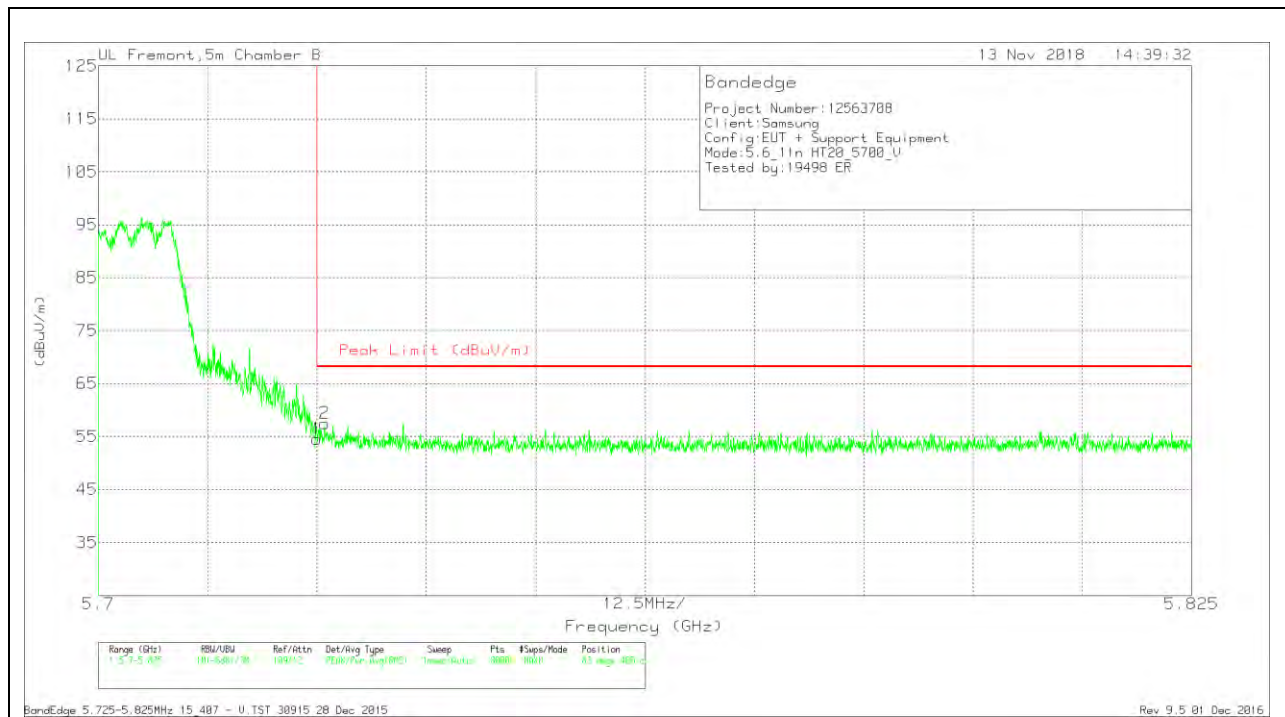


Trace Markers

Marker	Frequency (GHz)	Meter Reading (dBuV)	Det	AF T863 (dB/m)	Amp/Cbl/Filtr/Pad (dB)	Corrected Reading (dBuV/m)	Peak Limit (dBuV/m)	PK Margin (dB)	Azimuth (Degs)	Height (cm)	Polarity
1	5.725	48.86	Pk	35.5	-18.9	65.46	68.2	-2.74	155	106	H
2	5.725	47.63	Pk	35.5	-18.9	64.23	68.2	-3.97	155	106	H

Pk - Peak detector

VERTICAL RESULT



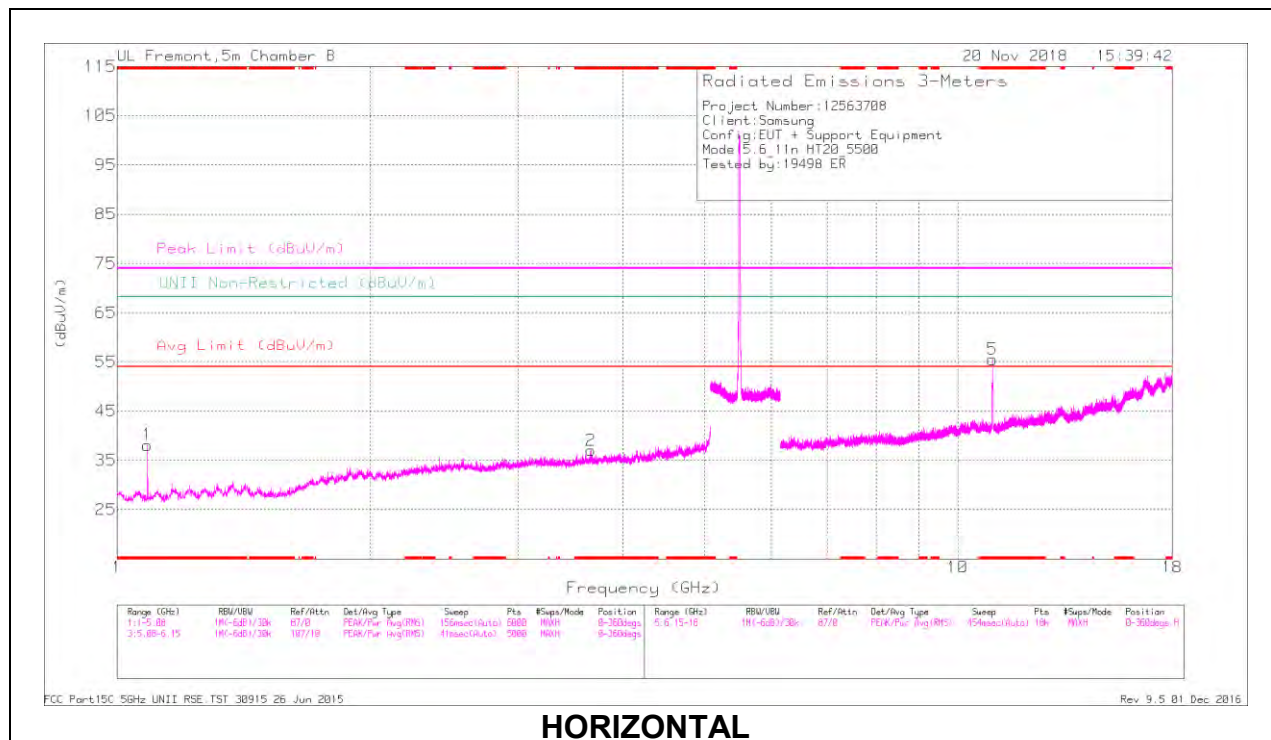
Trace Markers

Marker	Frequency (GHz)	Meter Reading (dBuV)	Det	AF T863 (dB/m)	Amp/Cbl/Filtr/Pad (dB)	Corrected Reading (dBuV/m)	Peak Limit (dBuV/m)	PK Margin (dB)	Azimuth (Degs)	Height (cm)	Polarity
1	5.725	37.92	Pk	35.5	-18.9	54.52	68.2	-13.68	83	400	V
2	5.726	40.81	Pk	35.5	-18.8	57.51	68.2	-10.69	83	400	V

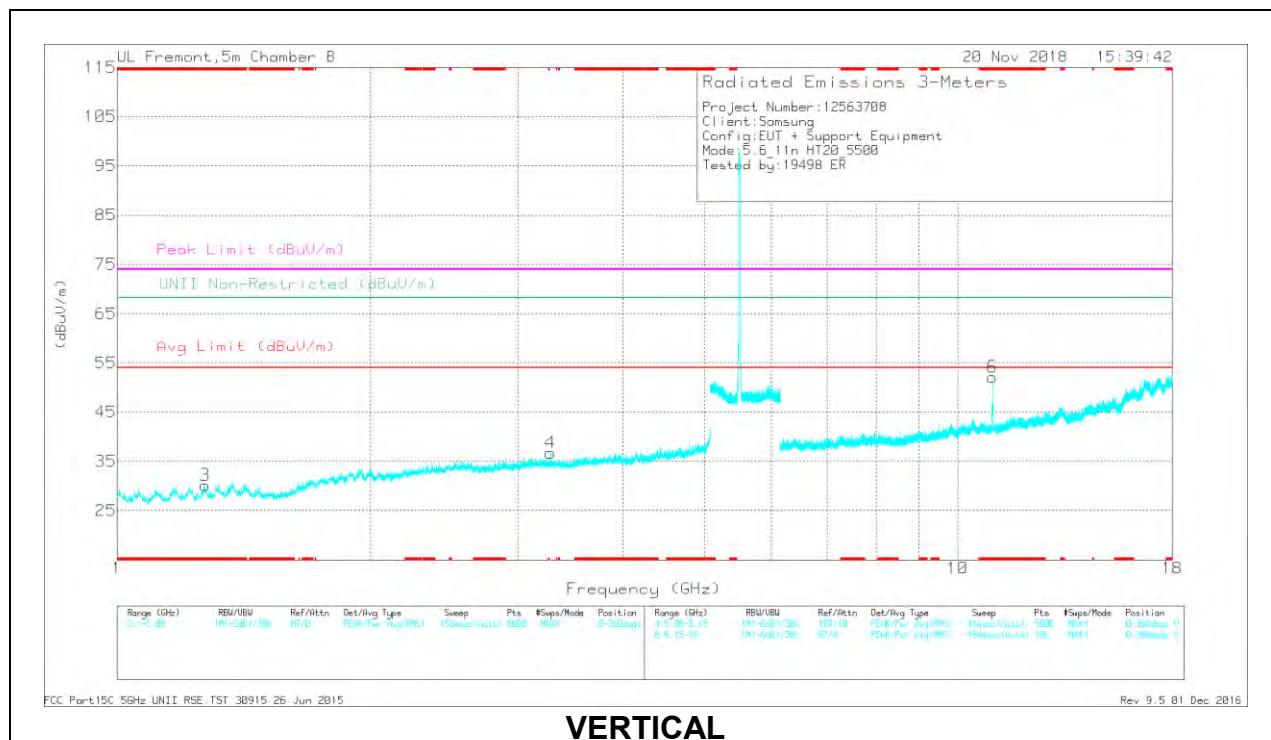
Pk - Peak detector

HARMONICS AND SPURIOUS EMISSIONS

LOW CHANNEL RESULTS



HORIZONTAL



VERTICAL

RADIATED EMISSIONS

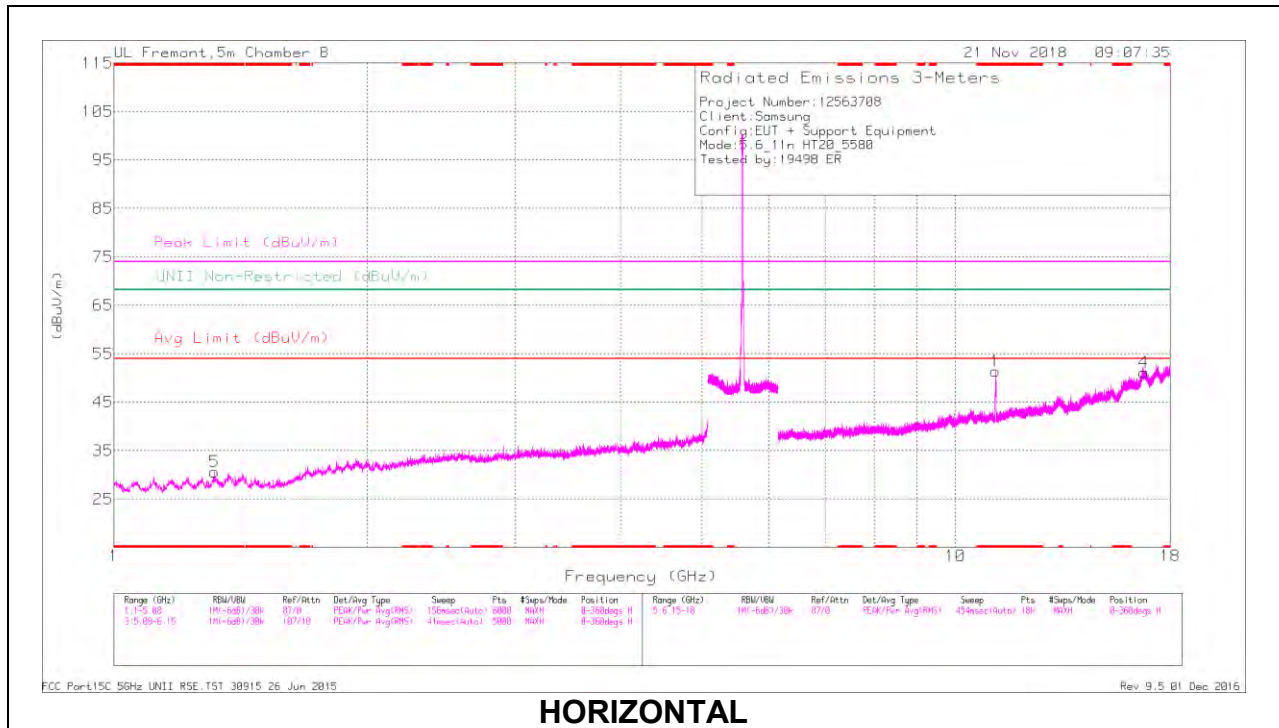
Marker	Frequency (GHz)	Meter Reading (dBuV)	Det	AF T863 (dB/m)	Amp/Cbl/Filtr/Pad (dB)	DC Corr (dB)	Corrected Reading (dBuV/m)	Avg Limit (dBuV/m)	Margin (dB)	Peak Limit (dBuV/m)	PK Margin (dB)	UNII Non-Restricted (dBuV/m)	PK Margin (dB)	Azimuth (Degs)	Height (cm)	Polarity
2	* 3.66	40.24	PK-U	33.3	-31	0	42.54	-	-	74	-31.46	-	-	314	316	H
	* 3.661	28.72	ADR	33.3	-30.9	.3	31.42	54	-22.58	-	-	-	-	314	316	H
1	* 1.087	41.57	PK-U	27.3	-34.1	0	34.77	-	-	74	-39.23	-	-	219	174	H
	* 1.085	29.67	ADR	27.3	-34	.3	23.27	54	-30.73	-	-	-	-	219	174	H
3	* 1.272	42.11	PK-U	28.4	-34.4	0	36.11	-	-	74	-37.89	-	-	219	246	V
	* 1.272	30.95	ADR	28.4	-34.4	.3	25.25	54	-28.75	-	-	-	-	219	246	V
5	* 11	43.52	PK-U	37.9	-21.8	0	59.62	-	-	74	-14.38	-	-	125	102	H
	* 11.001	31.55	ADR	37.9	-21.7	.3	48.05	54	-5.95	-	-	-	-	125	102	H
6	* 11.003	41.4	PK-U	37.9	-21.7	0	57.6	-	-	74	-16.4	-	-	88	108	V
	* 11	29.96	ADR	37.9	-21.8	.3	46.36	54	-7.64	-	-	-	-	88	108	V
4	3.278	39.53	PK-U	32.9	-30.8	0	41.63	-	-	-	-	68.2	-26.57	164	136	V

* - indicates frequency in CFR47 Pt 15 / IC RSS-Restricted Band

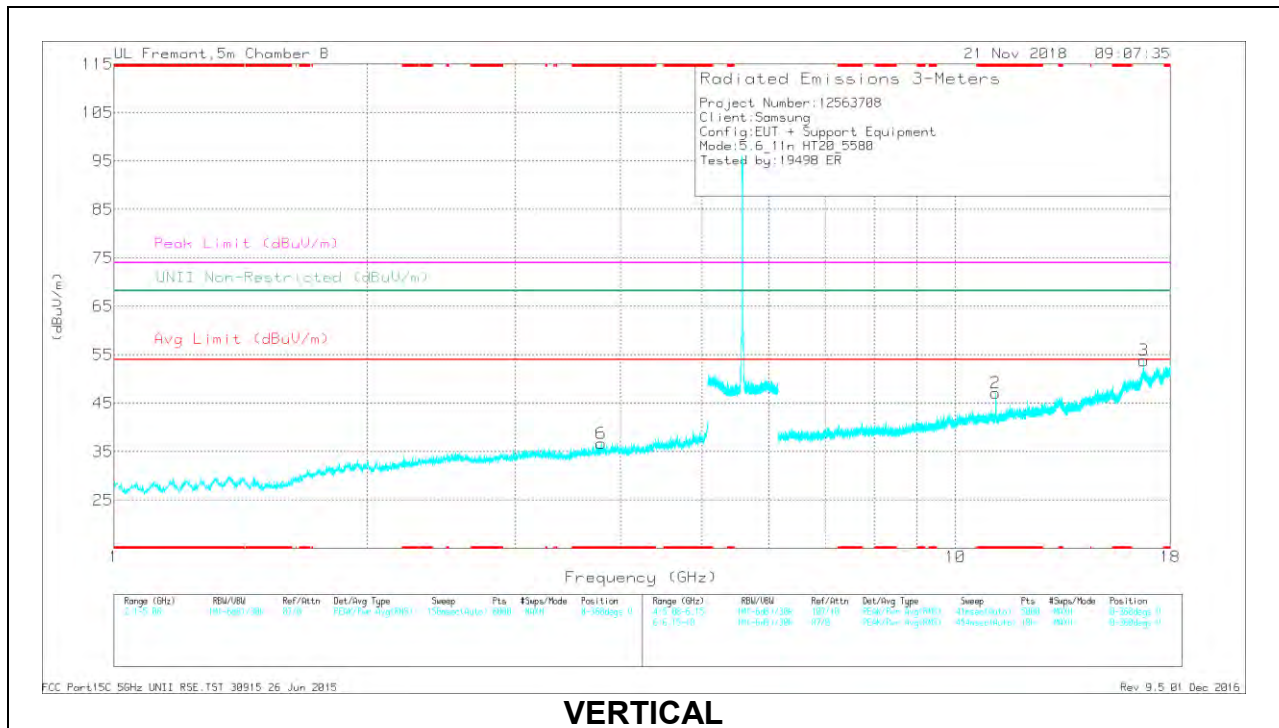
PK-U - U-NII: Maximum Peak

ADR - U-NII AD primary method, RMS average

MID CHANNEL RESULTS



HORIZONTAL



VERTICAL

RADIATED EMISSIONS

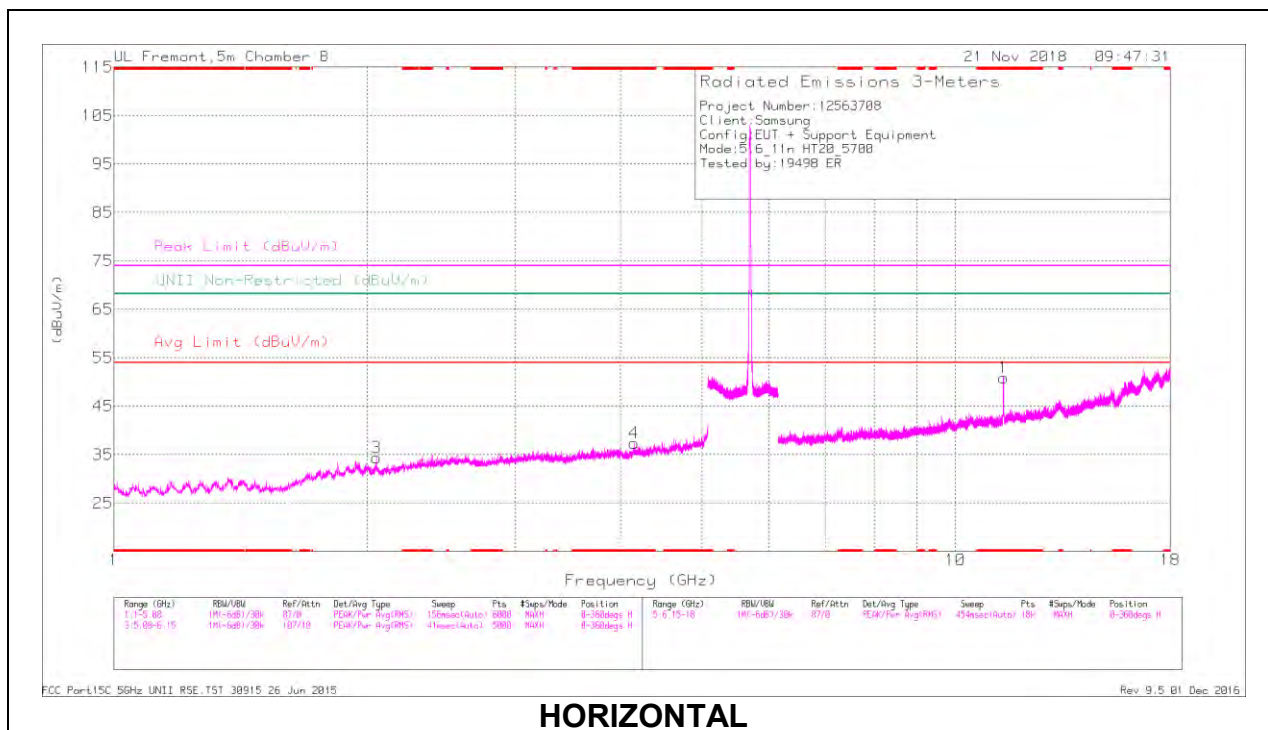
Marker	Frequency (GHz)	Meter Reading (dBuV)	Det	AF T863 (dB/m)	Amp/Cbl/Filtr/Pad (dB)	DC Corr (dB)	Corrected Reading (dBuV/m)	Avg Limit (dBuV/m)	Margin (dB)	Peak Limit (dBuV/m)	PK Margin (dB)	UNII Non-Restricted (dBuV/m)	PK Margin (dB)	Azimuth (Degs)	Height (cm)	Polarity
5	* 1.317	42.64	PK-U	28.4	-34	0	37.04	-	-	74	-36.96	-	-	174	182	H
	* 1.317	30.54	ADR	28.4	-34	.3	25.24	54	-28.76	-	-	-	-	174	182	H
6	* 3.792	40.02	PK-U	33.4	-30.6	0	42.82	-	-	74	-31.18	-	-	280	135	V
	* 3.795	28.41	ADR	33.4	-30.5	.3	31.61	54	-22.39	-	-	-	-	280	135	V
1	* 11.158	43.79	PK-U	37.9	-22.9	0	58.79	-	-	74	-15.21	-	-	197	231	H
	* 11.161	31.96	ADR	37.9	-22.8	.3	47.36	54	-6.64	-	-	-	-	197	231	H
2	* 11.161	37.98	PK-U	37.9	-22.8	0	53.08	-	-	74	-20.92	-	-	66	125	V
	* 11.16	26.43	ADR	37.9	-22.8	.3	41.83	54	-12.17	-	-	-	-	66	125	V
4	16.732	31.66	PK-U	44.4	-18.1	0	57.96	-	-	-	-	68.2	-10.24	359	113	H
3	16.735	33.88	PK-U	44.4	-18.1	0	60.18	-	-	-	-	68.2	-8.02	180	197	V

* - indicates frequency in CFR47 Pt 15 / IC RSS-Restricted Band

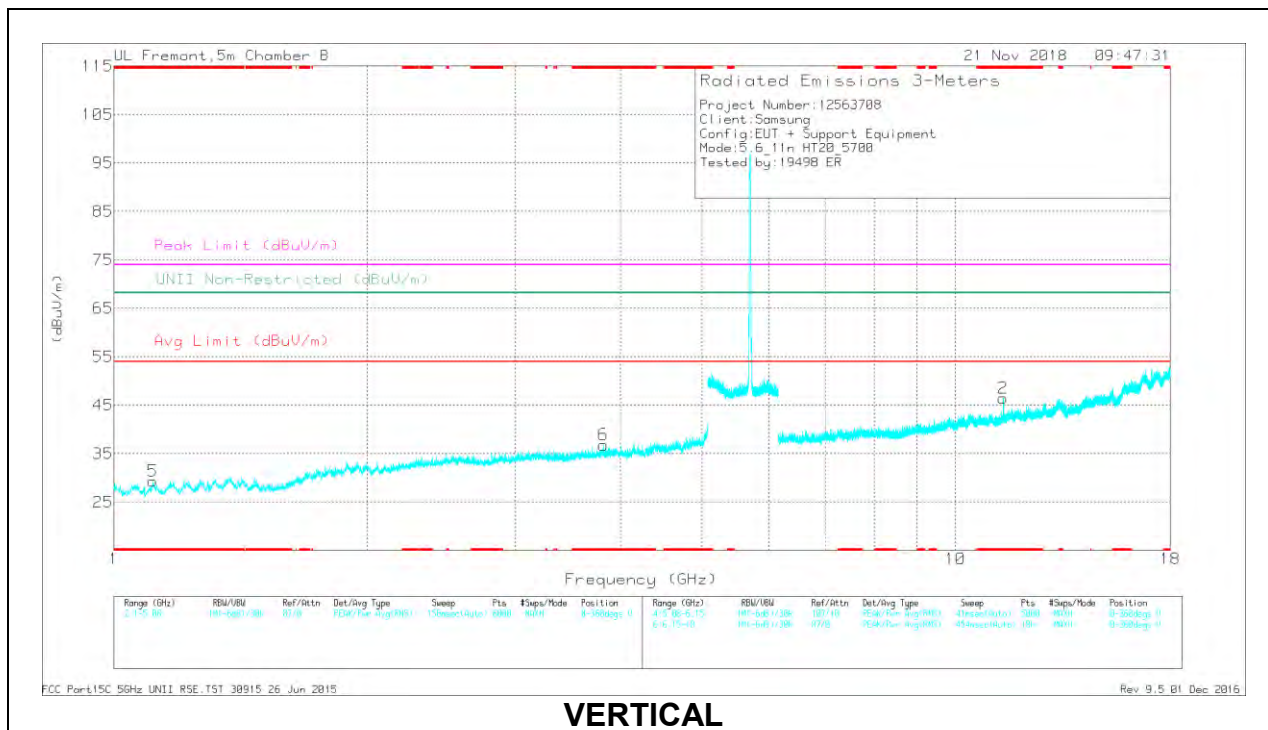
PK-U - U-NII: Maximum Peak

ADR - U-NII AD primary method, RMS average

HIGH CHANNEL RESULTS



HORIZONTAL



VERTICAL

RADIATED EMISSIONS

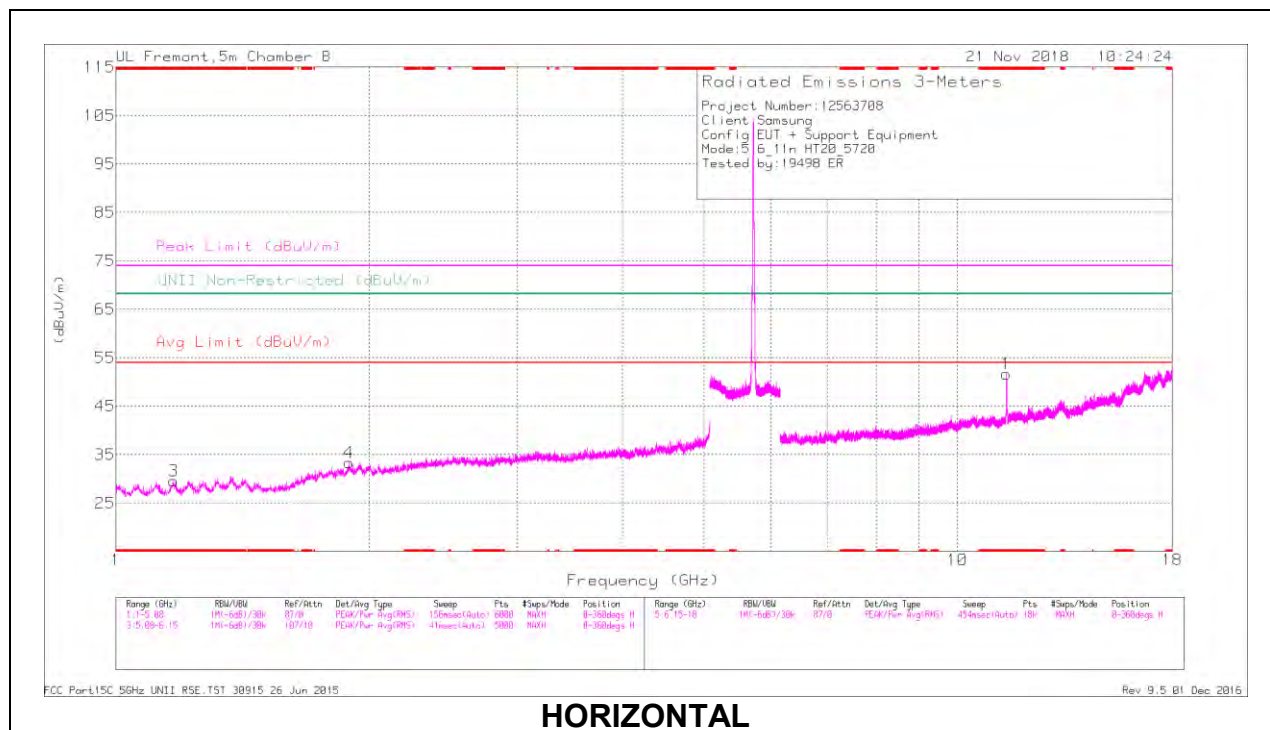
Marker	Frequency (GHz)	Meter Reading (dBuV)	Det	AF T863 (dB/m)	Amp/Cbl/Filtr/Pad (dB)	DC Corr (dB)	Corrected Reading (dBuV/m)	Avg Limit (dBuV/m)	Margin (dB)	Peak Limit (dBuV/m)	PK Margin (dB)	UNII Non-Restricted (dBuV/m)	PK Margin (dB)	Azimuth (Degs)	Height (cm)	Polarity
4	* 4.152	38.72	PK-U	33.6	-29.2	0	43.12	-	-	74	-30.88	-	-	145	110	H
	* 4.15	27.52	ADR	33.6	-29.2	.3	32.22	54	-21.78	-	-	-	-	145	110	H
6	* 3.814	39.64	PK-U	33.4	-30.6	0	42.44	-	-	74	-31.56	-	-	131	186	V
	* 3.814	28.48	ADR	33.4	-30.7	.3	31.48	54	-22.52	-	-	-	-	131	186	V
5	* 1.111	42.06	PK-U	27.3	-33.9	0	35.46	-	-	74	-38.54	-	-	224	159	V
	* 1.113	30.61	ADR	27.4	-33.9	.3	24.41	54	-29.59	-	-	-	-	224	159	V
1	* 11.402	42.67	PK-U	38.4	-22.6	0	58.47	-	-	74	-15.53	-	-	212	104	H
	* 11.4	29.92	ADR	38.4	-22.6	.3	46.02	54	-7.98	-	-	-	-	212	104	H
2	* 11.4	38.76	PK-U	38.4	-22.6	0	54.56	-	-	74	-19.44	-	-	74	111	V
	* 11.4	26.61	ADR	38.4	-22.6	.3	42.71	54	-11.29	-	-	-	-	74	111	V
3	2.052	41.53	PK-U	31	-32.6	0	39.93	-	-	-	-	68.2	-28.27	82	238	H

* - indicates frequency in CFR47 Pt 15 / IC RSS-Restricted Band

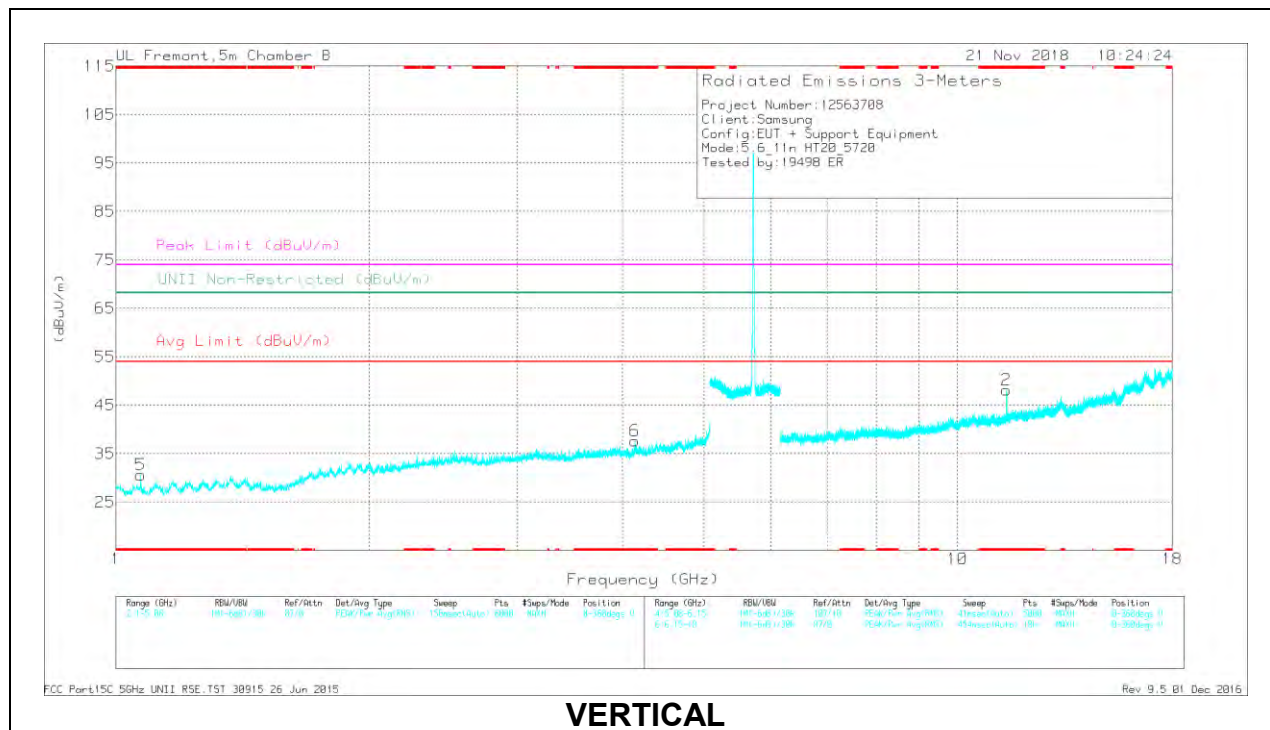
PK-U - U-NII: Maximum Peak

ADR - U-NII AD primary method, RMS average

CHANNEL 144 RESULTS



HORIZONTAL



VERTICAL

RADIATED EMISSIONS

Marker	Frequency (GHz)	Meter Reading (dBuV)	Det	AF T863 (dB/m)	Amp/Cbl/Filtr/Pad (dB)	DC Corr (dB)	Corrected Reading (dBuV/m)	Avg Limit (dBuV/m)	Margin (dB)	Peak Limit (dBuV/m)	PK Margin (dB)	UNII Non-Restricted (dBuV/m)	PK Margin (dB)	Azimuth (Degs)	Height (cm)	Polarity
3	* 1.17	41.97	PK-U	27.9	-34.1	0	35.77	-	-	74	-38.23	-	-	214	194	H
	* 1.17	30.68	ADR	27.9	-34.1	.3	24.78	54	-29.22	-	-	-	-	214	194	H
6	* 4.141	38.64	PK-U	33.6	-29.4	0	42.84	-	-	74	-31.16	-	-	171	170	V
	* 4.139	27.62	ADR	33.6	-29.5	.3	32.02	54	-21.98	-	-	-	-	171	170	V
5	* 1.07	42.35	PK-U	27.4	-34.1	0	35.65	-	-	74	-38.35	-	-	261	242	V
	* 1.07	30.31	ADR	27.4	-34.1	.3	23.91	54	-30.09	-	-	-	-	261	242	V
1	* 11.439	41.29	PK-U	38.4	-22.5	0	57.19	-	-	74	-16.81	-	-	202	122	H
	* 11.439	29.65	ADR	38.4	-22.5	.3	45.85	54	-8.15	-	-	-	-	202	122	H
2	* 11.442	36.68	PK-U	38.4	-22.6	0	52.48	-	-	74	-21.52	-	-	56	130	V
	* 11.44	25.35	ADR	38.4	-22.5	.3	41.55	54	-12.45	-	-	-	-	56	130	V
4	1.891	41.45	PK-U	31	-32.7	0	39.75	-	-	-	-	68.2	-28.45	109	158	H

* - indicates frequency in CFR47 Pt 15 / IC RSS-Restricted Band

PK-U - U-NII: Maximum Peak

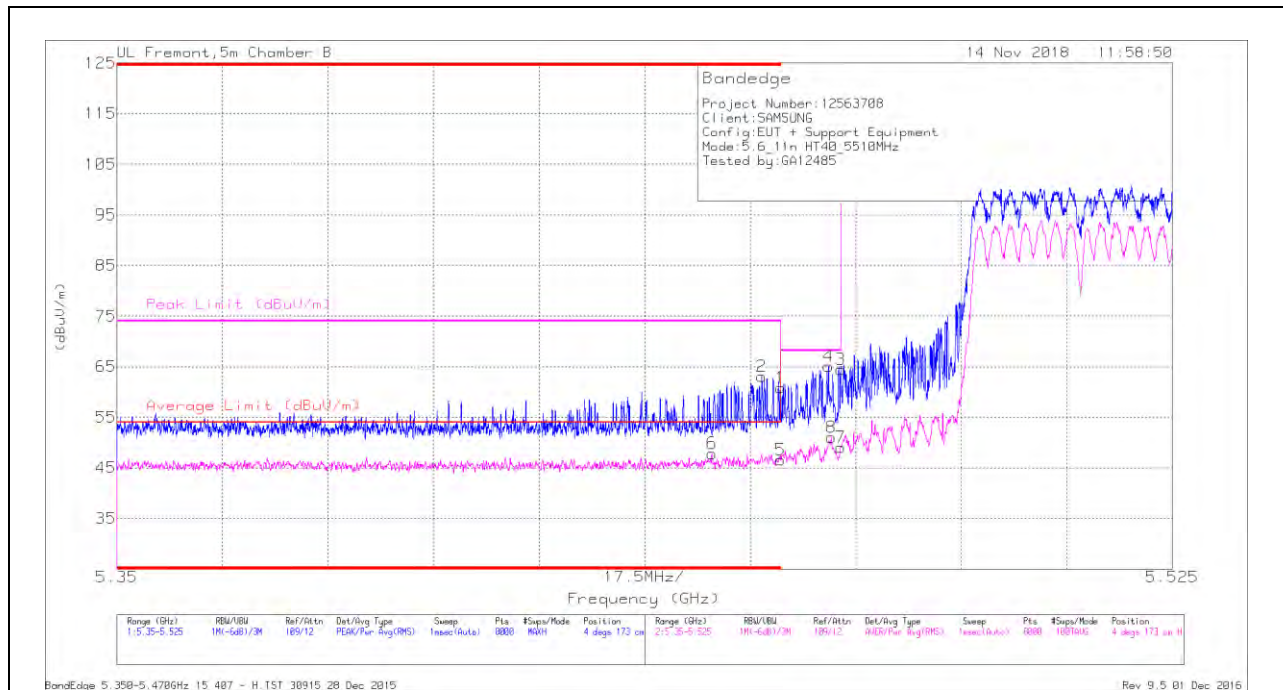
ADR - U-NII AD primary method, RMS average

9.1.17. TX ABOVE 1 GHz 802.11n HT40 MODE IN THE 5.6 GHz BAND

2TX Antenna 1 + Antenna 2 CDD MODE

BANDEDGE (LOW CHANNEL)

HORIZONTAL RESULT



Trace Markers

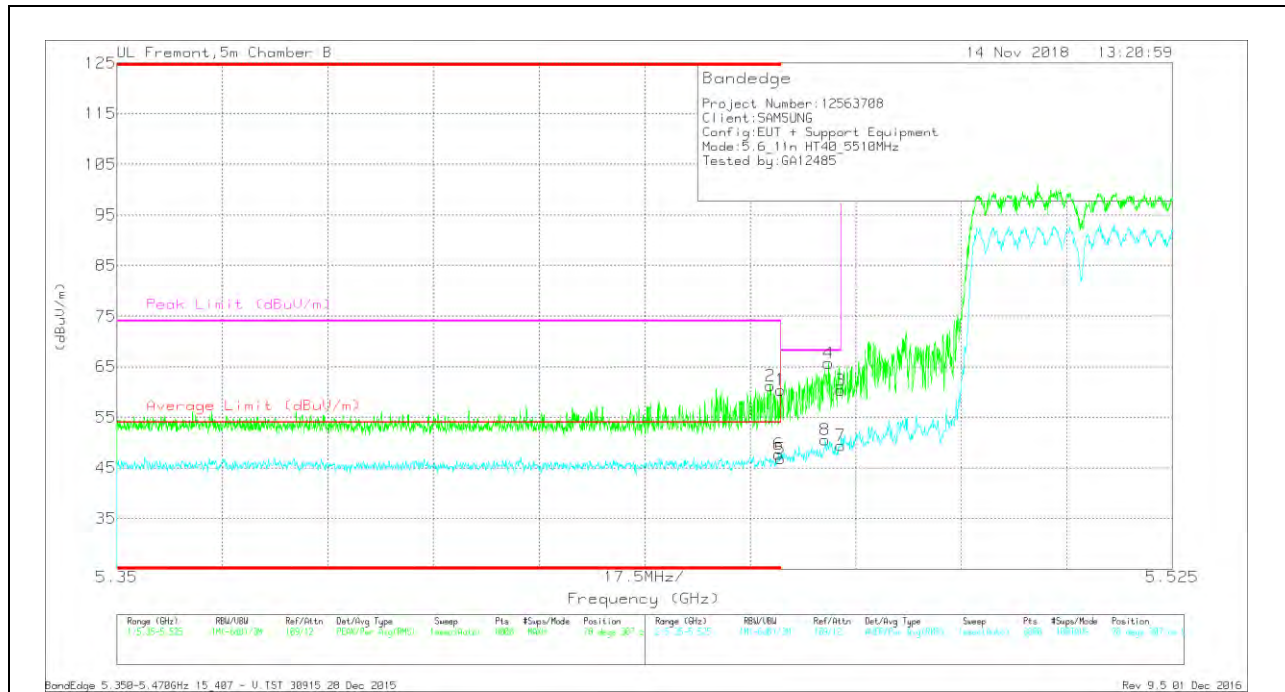
Marker	Frequency (GHz)	Meter Reading (dBuV)	Det	AF T863 (dB/m)	Amp/Cb/Fltr/Pad (dB)	DC Corr (dB)	Corrected Reading (dBuV/m)	Average Limit (dBuV/m)	Margin (dB)	Peak Limit (dBuV/m)	PK Margin (dB)	Azimuth (Degs)	Height (cm)	Polarity
1	* 5.46	43.67	Pk	35.3	-18.1	0	60.87	-	-	74	-13.13	4	173	H
2	* 5.457	45.83	Pk	35.3	-18.1	0	63.03	-	-	74	-10.97	4	173	H
5	* 5.46	28.8	RMS	35.3	-18.1	.61	46.61	54	-7.39	-	-	4	173	H
6	* 5.449	30.26	RMS	35.2	-18.2	.61	47.87	54	-6.13	-	-	4	173	H
4	5.468	47.84	Pk	35.3	-18.1	0	65.04	-	-	68.2	-3.16	4	173	H
8	5.468	33.17	RMS	35.3	-18.1	.61	50.98	-	-	-	-	4	173	H
3	5.47	47.34	Pk	35.3	-18.2	0	64.44	-	-	68.2	-3.76	4	173	H
7	5.47	31.38	RMS	35.3	-18.2	.61	49.09	-	-	-	-	4	173	H

* - indicates frequency in CFR47 Pt 15 / IC RSS-Restricted Band

Pk - Peak detector

RMS - RMS detection

VERTICAL RESULT



Trace Markers

Marker	Frequency (GHz)	Meter Reading (dBuV)	Det	AF T863 (dB/m)	Amp/Cb/Filtr/Pad (dB)	DC Corr (dB)	Corrected Reading (dBuV/m)	Average Limit (dBuV/m)	Margin (dB)	Peak Limit (dBuV/m)	PK Margin (dB)	Azimuth (Degs)	Height (cm)	Polarity
1	* 5.46	43.21	Pk	35.3	-18.1	0	60.41	-	-	74	-13.59	78	307	V
2	* 5.458	44.2	Pk	35.3	-18.3	0	61.2	-	-	74	-12.8	78	307	V
5	* 5.46	28.98	RMS	35.3	-18.1	.61	46.79	54	-7.21	-	-	78	307	V
6	* 5.46	29.83	RMS	35.3	-18.1	.61	47.64	54	-6.36	-	-	78	307	V
8	5.467	32.86	RMS	35.3	-18.2	.61	50.57	-	-	-	-	78	307	V
4	5.468	48.45	Pk	35.3	-18.1	0	65.65	-	-	68.2	-2.55	78	307	V
3	5.47	43.27	Pk	35.3	-18.2	0	60.37	-	-	68.2	-7.83	78	307	V
7	5.47	31.74	RMS	35.3	-18.2	.61	49.45	-	-	-	-	78	307	V

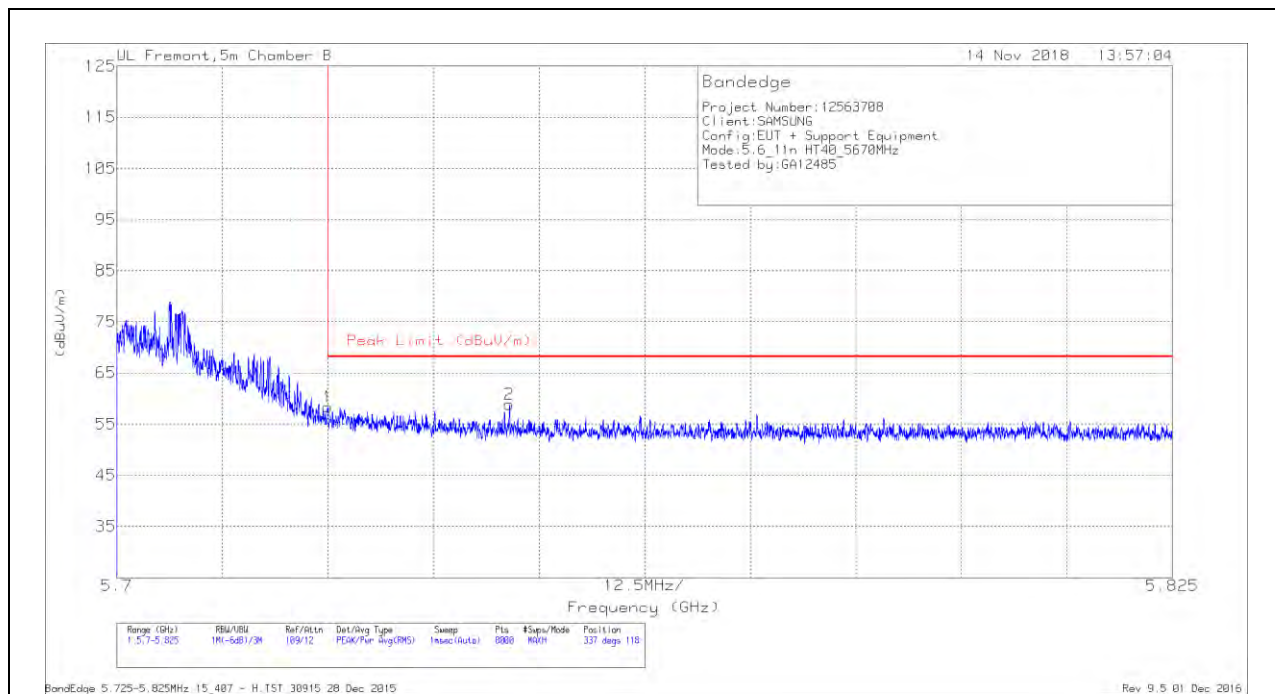
* - indicates frequency in CFR47 Pt 15 / IC RSS-Restricted Band

Pk - Peak detector

RMS - RMS detection

BANEDGE (HIGH CHANNEL)

HORIZONTAL RESULT

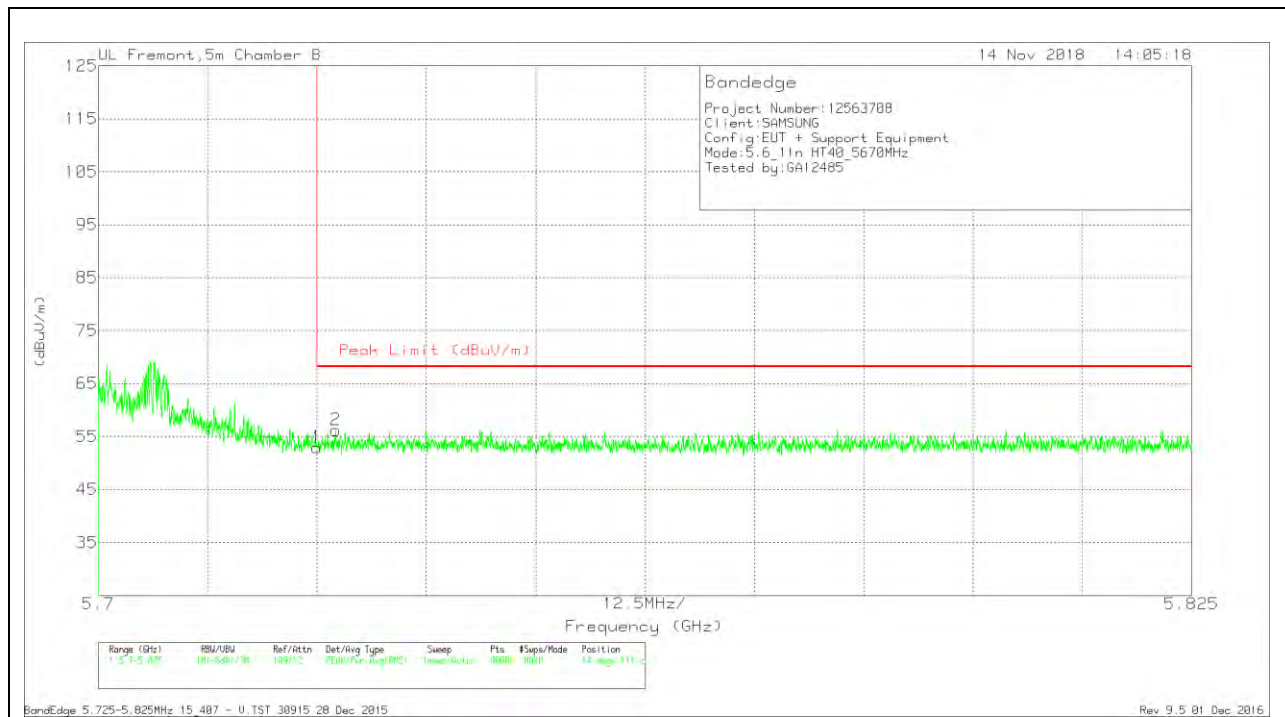


Trace Markers

Marker	Frequency (GHz)	Meter Reading (dBuV)	Det	AF T863 (dB/m)	Amp/Cbl/Filtr/Pad (dB)	DC Corr (dB)	Corrected Reading (dBuV/m)	Peak Limit (dBuV/m)	PK Margin (dB)	Azimuth (Degs)	Height (cm)	Polarity
1	5.725	41.77	Pk	35.5	-18.9	0	58.37	68.2	-9.83	337	118	H
2	5.746	42.18	Pk	35.5	-18.8	0	58.88	68.2	-9.32	337	118	H

Pk - Peak detector

VERTICAL RESULT



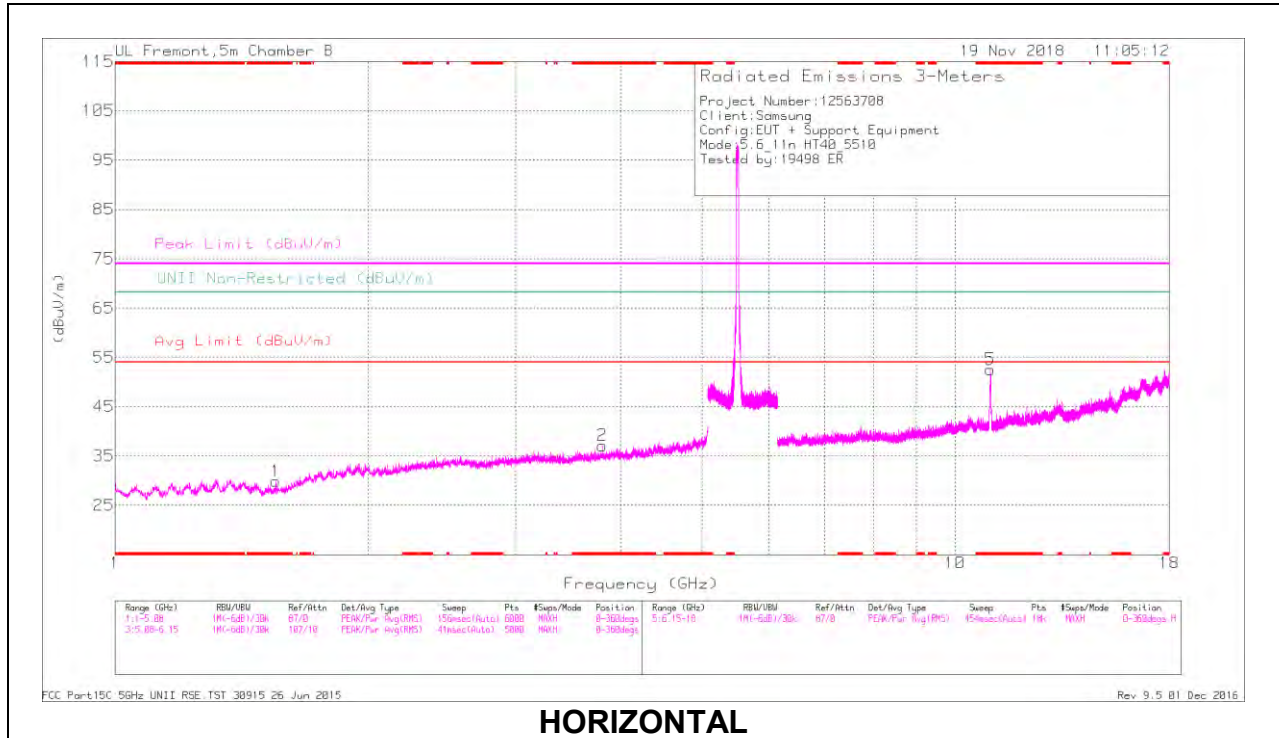
Trace Markers

Marker	Frequency (GHz)	Meter Reading (dBuV)	Det	AF T863 (dB/m)	Amp/Cbl/Filtr/Pad (dB)	DC Corr (dB)	Corrected Reading (dBuV/m)	Peak Limit (dBuV/m)	PK Margin (dB)	Azimuth (Degs)	Height (cm)	Polarity
1	5.725	36.35	Pk	35.5	-18.9	0	52.95	68.2	-15.25	14	111	V
2	5.727	39.4	Pk	35.5	-18.7	0	56.2	68.2	-12	14	111	V

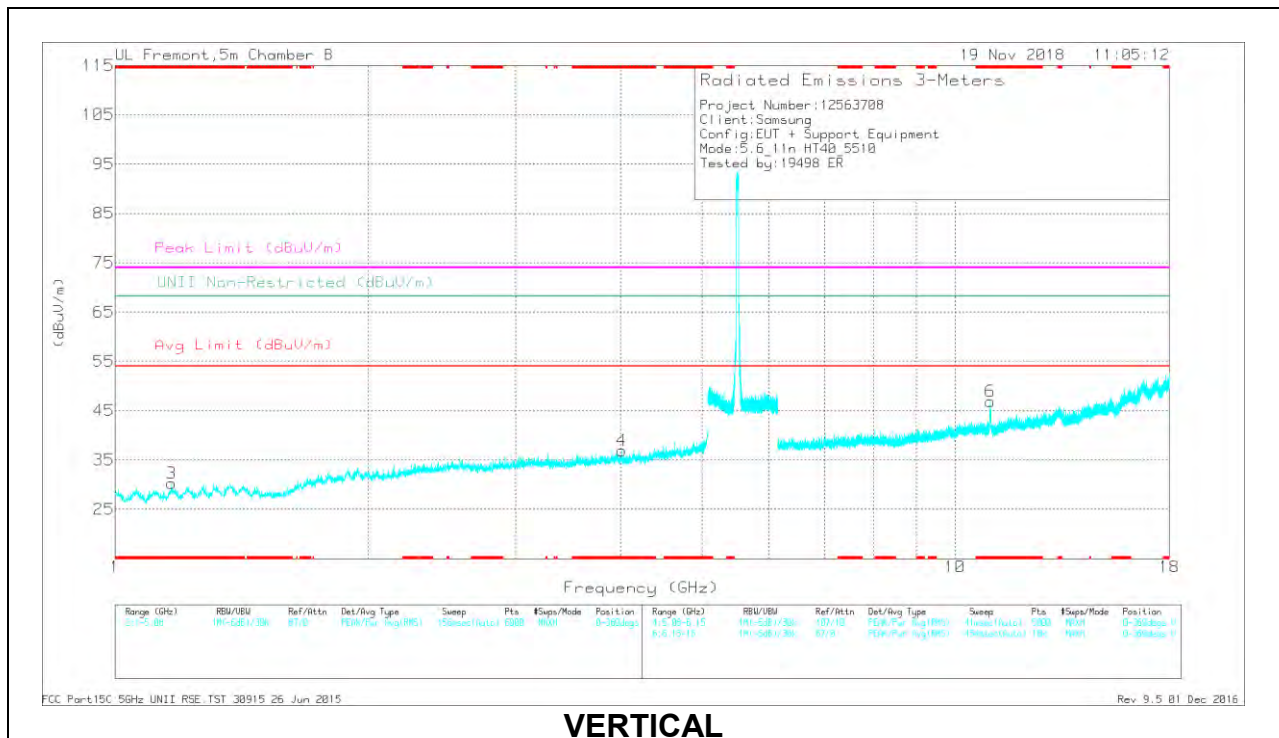
Pk - Peak detector

HARMONICS AND SPURIOUS EMISSIONS

LOW CHANNEL RESULTS



HORIZONTAL



VERTICAL

RADIATED EMISSIONS

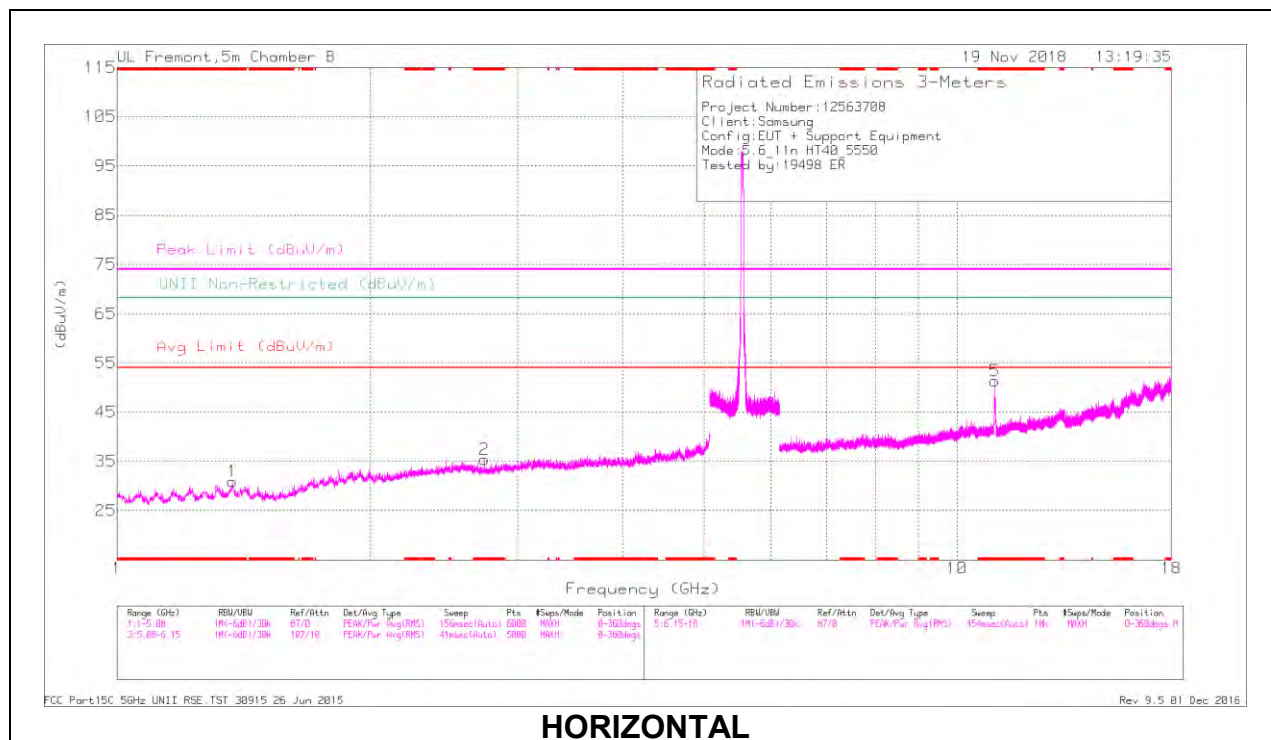
Marker	Frequency (GHz)	Meter Reading (dBuV)	Det	AF T863 (dB/m)	Amp/Cbl/Filtr/Pad (dB)	DC Corr (dB)	Corrected Reading (dBuV/m)	Avg Limit (dBuV/m)	Margin (dB)	Peak Limit (dBuV/m)	PK Margin (dB)	UNII Non-Restricted (dBuV/m)	PK Margin (dB)	Azimuth (Degs)	Height (cm)	Polarity
2	* 3.802	40.22	PK-U	33.4	-30.5	0	43.12	-	-	74	-30.88	-	-	1	181	H
	* 3.803	27.89	ADR	33.4	-30.5	.61	31.4	54	-22.6	-	-	-	-	1	181	H
1	* 1.555	41.76	PK-U	27.7	-34	0	35.46	-	-	74	-38.54	-	-	118	144	H
	* 1.555	30	ADR	27.7	-34	.61	24.31	54	-29.69	-	-	-	-	118	144	H
4	* 4.015	38.82	PK-U	33.4	-30	0	42.22	-	-	74	-31.78	-	-	339	326	V
	* 4.015	27.23	ADR	33.4	-30	.61	31.24	54	-22.76	-	-	-	-	339	326	V
3	* 1.168	42.75	PK-U	27.9	-34.1	0	36.55	-	-	74	-37.45	-	-	203	314	V
	* 1.168	30.31	ADR	27.9	-34.1	.61	24.72	54	-29.28	-	-	-	-	203	314	V
5	* 11.021	42.06	PK-U	37.9	-21.7	0	58.26	-	-	74	-15.74	-	-	94	103	H
	* 11.021	29.72	ADR	37.9	-21.7	.61	46.53	54	-7.47	-	-	-	-	94	103	H
6	* 11.021	38.05	PK-U	37.9	-21.7	0	54.25	-	-	74	-19.75	-	-	70	113	V
	* 11.021	25.74	ADR	37.9	-21.7	.61	42.55	54	-11.45	-	-	-	-	70	113	V

* - indicates frequency in CFR47 Pt 15 / IC RSS-Restricted Band

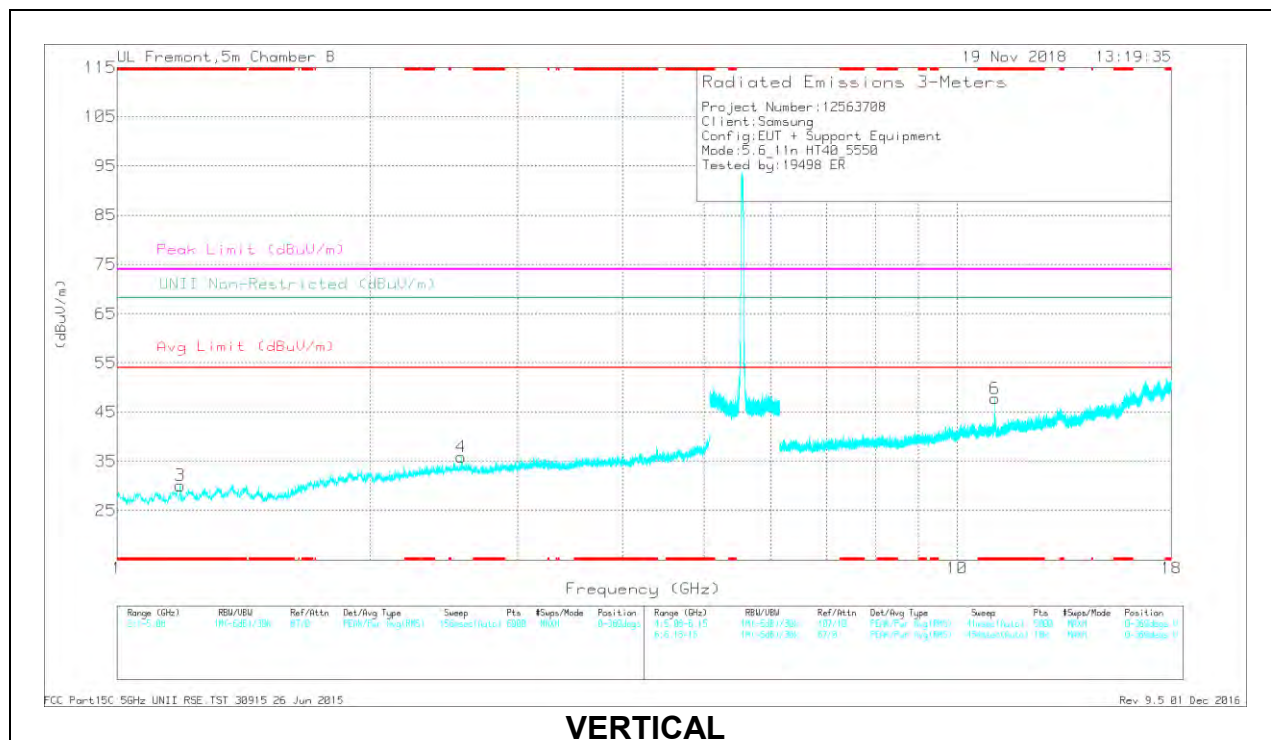
PK-U - U-NII: Maximum Peak

ADR - U-NII AD primary method, RMS average

MID CHANNEL RESULTS



HORIZONTAL



VERTICAL

RADIATED EMISSIONS

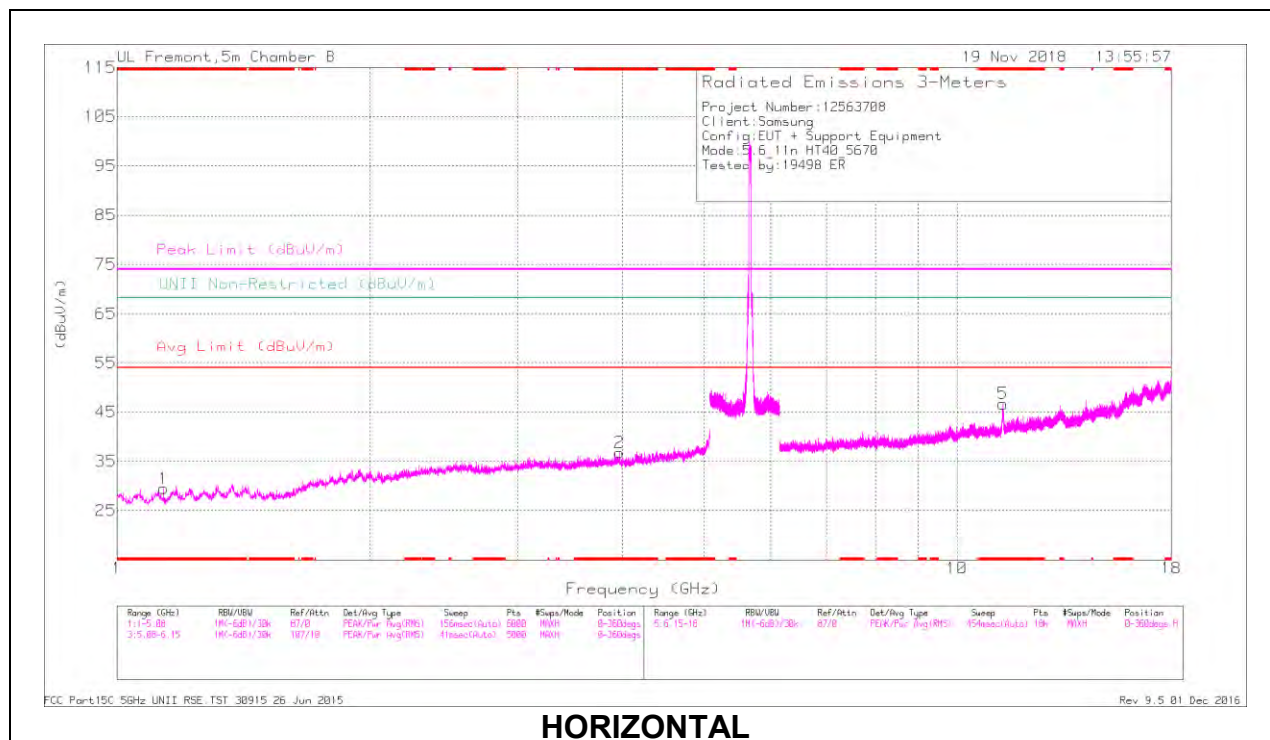
Marker	Frequency (GHz)	Meter Reading (dBuV)	Det	AF T863 (dB/m)	Amp/Cbl/Filtr/Pad (dB)	DC Corr (dB)	Corrected Reading (dBuV/m)	Avg Limit (dBuV/m)	Margin (dB)	Peak Limit (dBuV/m)	PK Margin (dB)	UNII Non-Restricted (dBuV/m)	PK Margin (dB)	Azimuth (Degs)	Height (cm)	Polarity
2	* 2.738	40.15	PK-U	32.3	-32.1	0	40.35	-	-	74	-33.65	-	-	28	125	H
	2.738	28.76	ADR	32.3	-32.1	.61	29.57	54	-24.43	-	-	-	-	28	125	H
1	* 1.372	41.84	PK-U	28.5	-33.2	0	37.14	-	-	74	-36.86	-	-	153	194	H
	1.372	29.78	ADR	28.5	-33.3	.61	25.59	54	-28.41	-	-	-	-	153	194	H
3	* 1.189	41	PK-U	28.1	-34.1	0	35	-	-	74	-39	-	-	294	197	V
	1.188	29.35	ADR	28.1	-34.1	.61	23.96	54	-30.04	-	-	-	-	294	197	V
5	* 11.096	41.44	PK-U	37.8	-22.8	0	56.44	-	-	74	-17.56	-	-	199	263	H
	11.1	29.48	ADR	37.8	-22.8	.61	45.09	54	-8.91	-	-	-	-	199	263	H
6	* 11.096	37.29	PK-U	37.8	-22.8	0	52.29	-	-	74	-21.71	-	-	62	123	V
	11.101	23.83	ADR	37.8	-22.8	.61	39.44	54	-14.56	-	-	-	-	62	123	V
4	2.571	40.03	PK-U	32.7	-31.7	0	41.03	-	-	-	-	68.2	-27.17	223	105	V

* - indicates frequency in CFR47 Pt 15 / IC RSS-Restricted Band

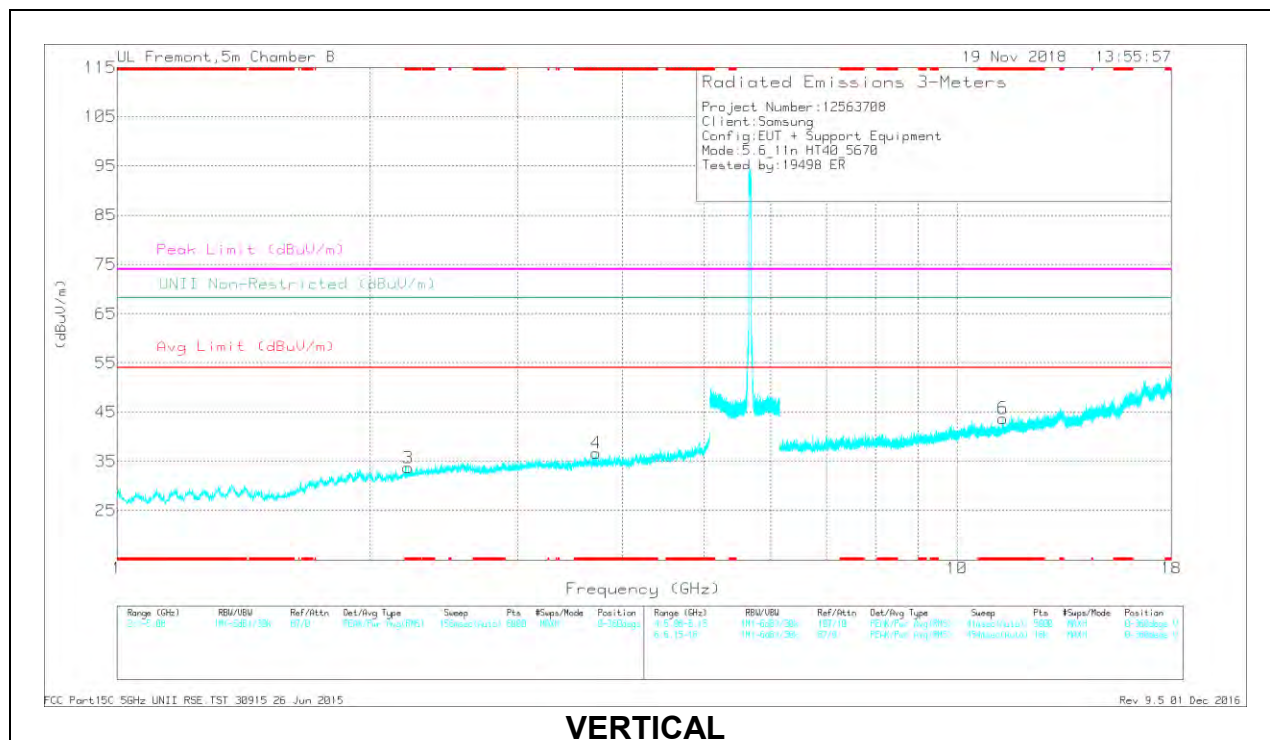
PK-U - U-NII: Maximum Peak

ADR - U-NII AD primary method, RMS average

HIGH CHANNEL RESULTS



HORIZONTAL



VERTICAL

RADIATED EMISSIONS

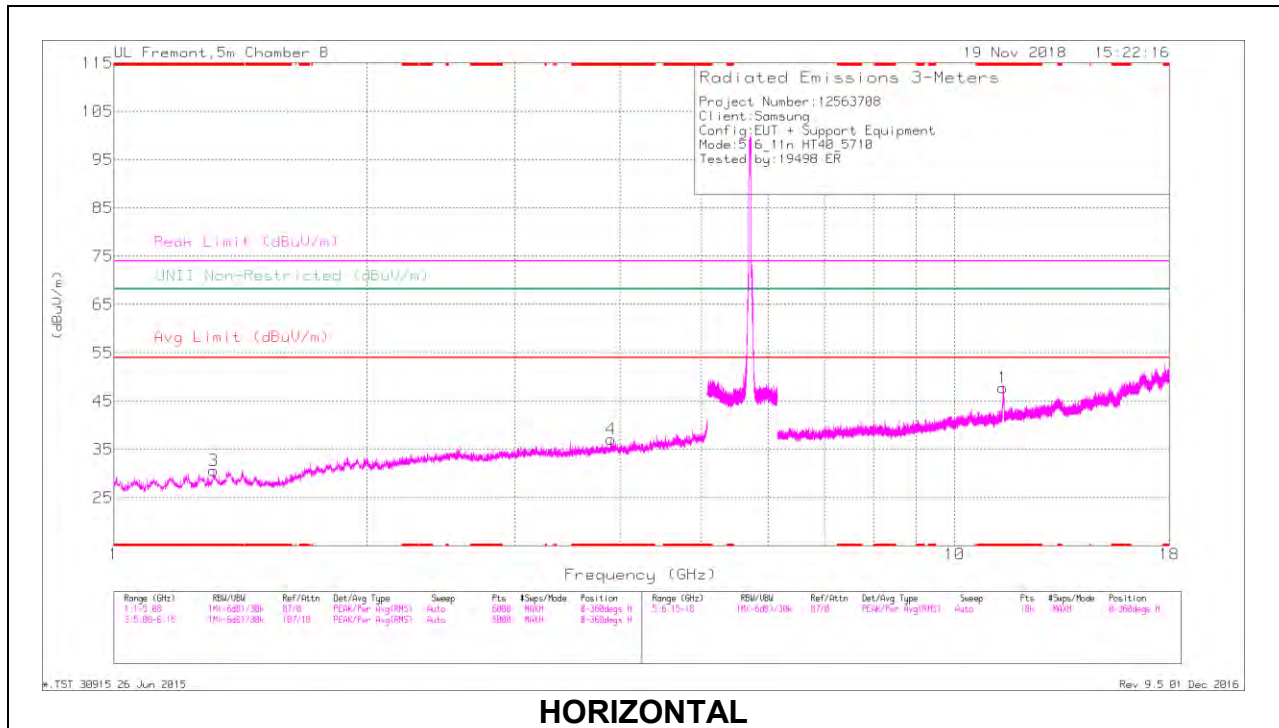
Marker	Frequency (GHz)	Meter Reading (dBuV)	Det	AF T863 (dB/m)	Amp/Cbl/Filtr/Pad (dB)	DC Corr (dB)	Corrected Reading (dBuV/m)	Avg Limit (dBuV/m)	Margin (dB)	Peak Limit (dBuV/m)	PK Margin (dB)	UNII Non-Restricted (dBuV/m)	PK Margin (dB)	Azimuth (Degs)	Height (cm)	Polarity
2	* 3.962	39.56	PK-U	33.4	-29.7	0	43.26	-	-	74	-30.74	-	-	279	310	H
	* 3.962	27.48	ADR	33.4	-29.7	.61	31.79	54	-22.21	-	-	-	-	279	310	H
1	* 1.136	40.91	PK-U	27.6	-33.9	0	34.61	-	-	74	-39.39	-	-	227	230	H
	* 1.136	29.51	ADR	27.6	-33.9	.61	23.82	54	-30.18	-	-	-	-	227	230	H
4	* 3.717	39.8	PK-U	33.3	-30.8	0	42.3	-	-	74	-31.7	-	-	139	128	V
	* 3.719	28.52	ADR	33.3	-30.9	.61	31.53	54	-22.47	-	-	-	-	139	128	V
3	* 2.222	40.03	PK-U	31.6	-32.1	0	39.53	-	-	74	-34.47	-	-	199	104	V
	* 2.223	28.79	ADR	31.6	-32.2	.61	28.8	54	-25.2	-	-	-	-	199	104	V
5	* 11.348	38.02	PK-U	38.3	-22.1	0	54.22	-	-	74	-19.78	-	-	94	121	H
	* 11.34	23.57	ADR	38.3	-22.1	.61	40.38	54	-13.62	-	-	-	-	94	121	H
6	* 11.328	35.98	PK-U	38.3	-22.2	0	52.08	-	-	74	-21.92	-	-	83	105	V
	* 11.337	22.37	ADR	38.3	-22.1	.61	39.18	54	-14.82	-	-	-	-	83	105	V

* - indicates frequency in CFR47 Pt 15 / IC RSS-Restricted Band

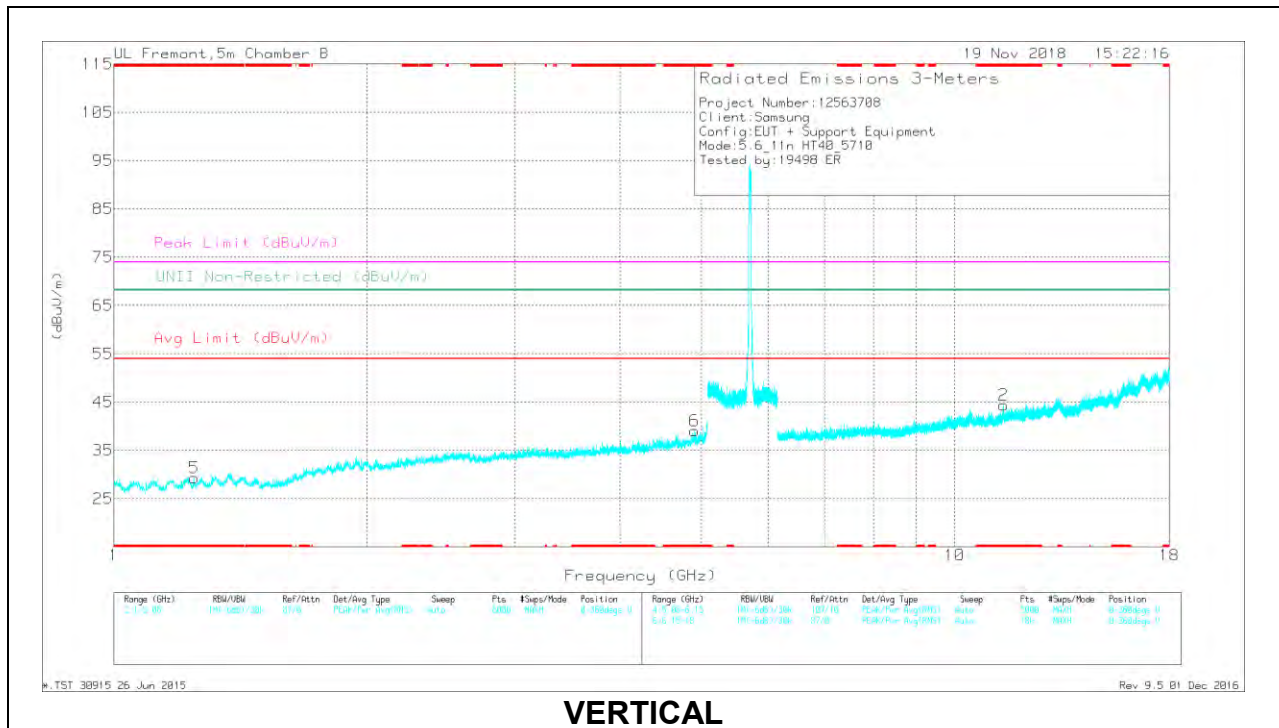
PK-U - U-NII: Maximum Peak

ADR - U-NII AD primary method, RMS average

CHANNEL 142 RESULTS



HORIZONTAL



VERTICAL

RADIATED EMISSIONS

Marker	Frequency (GHz)	Meter Reading (dBuV)	Det	AF T863 (dB/m)	Amp/Cbl/Filtr/Pad (dB)	DC Corr (dB)	Corrected Reading (dBuV/m)	Avg Limit (dBuV/m)	Margin (dB)	Peak Limit (dBuV/m)	PK Margin (dB)	UNII Non-Restricted (dBuV/m)	PK Margin (dB)	Azimuth (Degs)	Height (cm)	Polarity
4	* 3.905	40.41	PK-U	33.4	-30.2	0	43.61	-	-	74	-30.39	-	-	208	227	H
	* 3.906	28.23	ADR	33.4	-30.2	.61	32.04	54	-21.96	-	-	-	-	208	227	H
3	* 1.316	41.51	PK-U	28.4	-34	0	35.91	-	-	74	-38.09	-	-	284	173	H
	* 1.316	30.38	ADR	28.4	-34	.61	25.39	54	-28.61	-	-	-	-	284	173	H
6	* 4.907	39.28	PK-U	34.4	-29	0	44.68	-	-	74	-29.32	-	-	172	119	V
	* 4.909	27.98	ADR	34.4	-28.9	.61	34.09	54	-19.91	-	-	-	-	172	119	V
5	* 1.245	41.19	PK-U	28.3	-34.3	0	35.19	-	-	74	-38.81	-	-	242	293	V
	* 1.247	29.62	ADR	28.3	-34.3	.61	24.23	54	-29.77	-	-	-	-	242	293	V
1	* 11.416	40.11	PK-U	38.4	-22.7	0	55.81	-	-	74	-18.19	-	-	180	237	H
	* 11.419	27.26	ADR	38.4	-22.7	.61	43.57	54	-10.43	-	-	-	-	180	237	H
2	* 11.427	37.65	PK-U	38.4	-22.7	0	53.35	-	-	74	-20.65	-	-	88	135	V
	* 11.425	23.34	ADR	38.4	-22.7	.61	39.65	54	-14.35	-	-	-	-	88	135	V

* - indicates frequency in CFR47 Pt 15 / IC RSS-Restricted Band

PK-U - U-NII: Maximum Peak

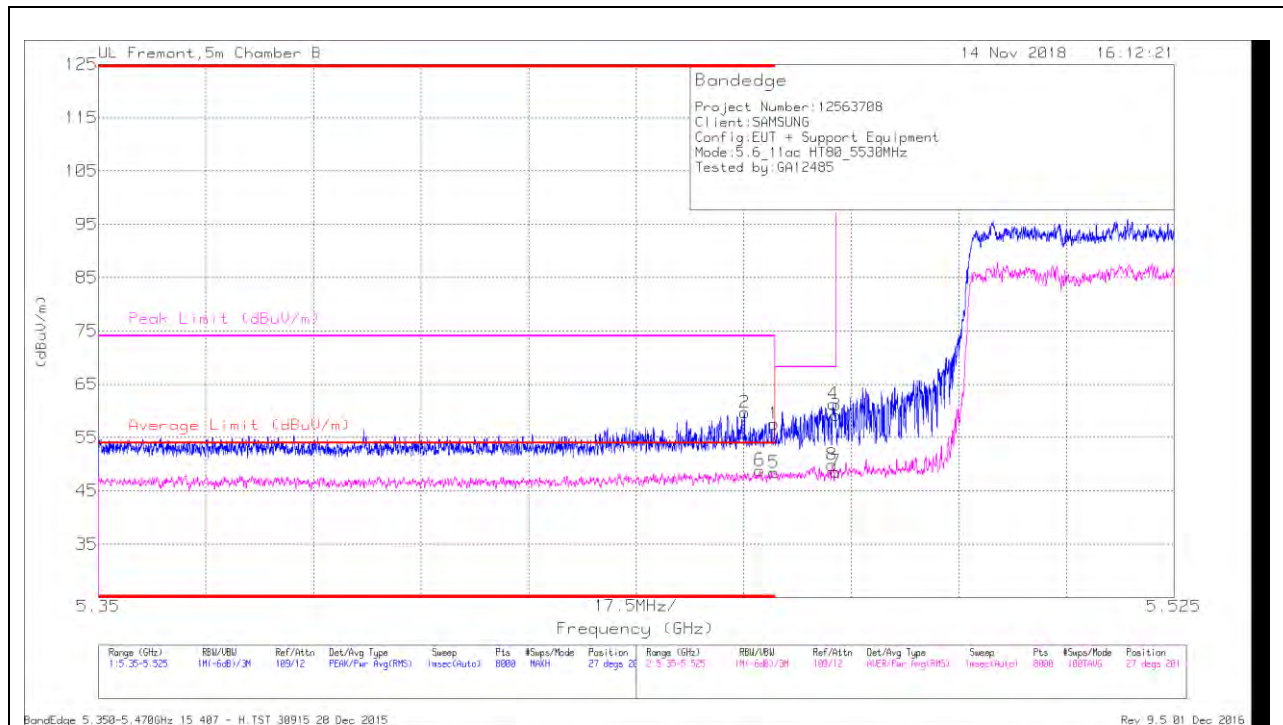
ADR - U-NII AD primary method, RMS average

9.1.18. TX ABOVE 1 GHz 802.11ac VHT80 MODE IN THE 5.6 GHz BAND

2TX Antenna 1 + Antenna 2 CDD MODE

BANDEDGE (LOW CHANNEL)

HORIZONTAL RESULT



Trace Markers

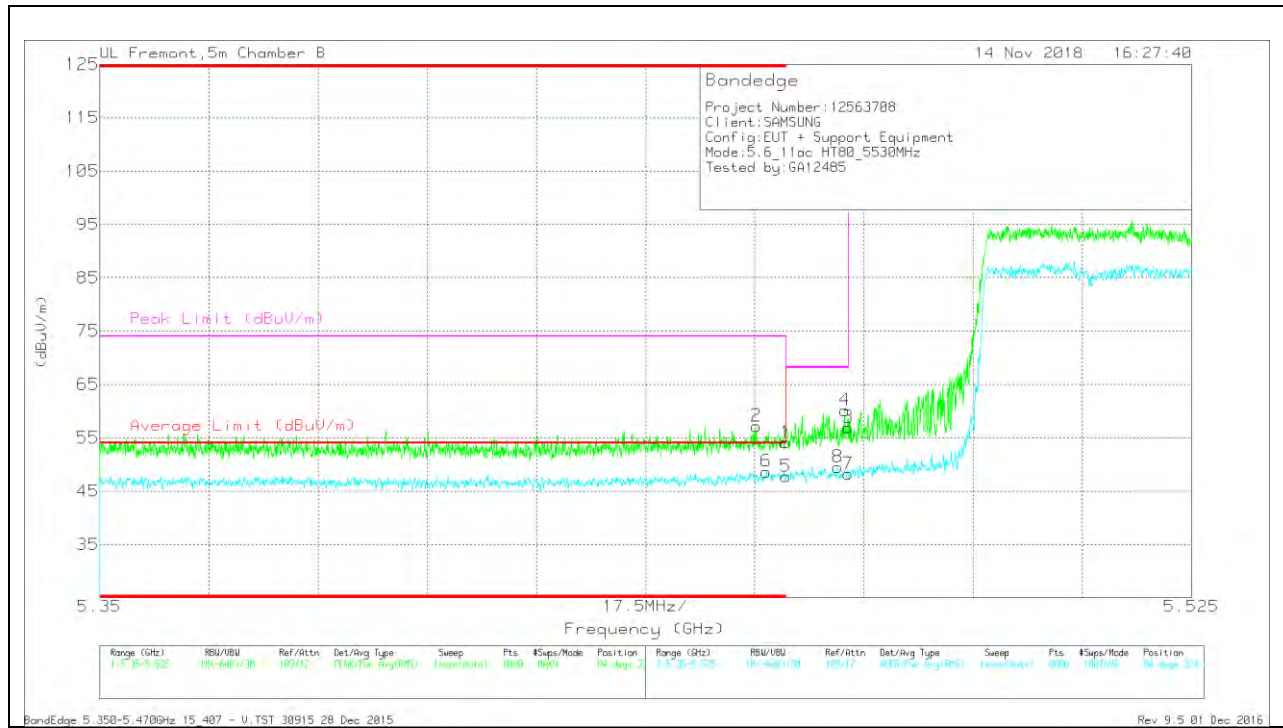
Marker	Frequency (GHz)	Meter Reading (dBuV)	Det	AF T863 (dB/m)	Amp/Cb1/Filtr/Pad (dB)	DC Corr (dB)	Corrected Reading (dBuV/m)	Average Limit (dBuV/m)	Margin (dB)	Peak Limit (dBuV/m)	PK Margin (dB)	Azimuth (Degs)	Height (cm)	Polarity
2	* 5.455	42.49	Pk	35.3	-18.1	0	59.69	-	-	74	-14.31	27	201	H
6	* 5.458	29.76	RMS	35.3	-18.2	1.96	48.82	54	-5.18	-	-	27	201	H
1	* 5.46	40.35	Pk	35.3	-18.1	0	57.55	-	-	74	-16.45	27	201	H
5	* 5.46	29.27	RMS	35.3	-18.1	1.96	48.43	54	-5.57	-	-	27	201	H
8	5.469	30.79	RMS	35.3	-18.2	1.96	49.85	-	-	-	-	27	201	H
3	5.47	42.1	Pk	35.3	-18.2	0	59.2	-	-	68.2	-9	27	201	H
4	5.47	44.2	Pk	35.3	-18.2	0	61.3	-	-	68.2	-6.9	27	201	H
7	5.47	29.51	RMS	35.3	-18.2	1.96	48.57	-	-	-	-	27	201	H

* - indicates frequency in CFR47 Pt 15 / IC RSS-Restricted Band

Pk - Peak detector

RMS - RMS detection

VERTICAL RESULT



Trace Markers

Marker	Frequency (GHz)	Meter Reading (dBuV)	Det	AF T863 (dB/m)	Amp/Cb/Filtr/Pad (dB)	DC Corr (dB)	Corrected Reading (dBuV/m)	Average Limit (dBuV/m)	Margin (dB)	Peak Limit (dBuV/m)	PK Margin (dB)	Azimuth (Degs)	Height (cm)	Polarity
2	* 5.455	40.02	Pk	35.3	-18.1	0	57.22	-	-	74	-16.78	84	324	V
6	* 5.457	29.52	RMS	35.3	-18.1	1.96	48.68	54	-5.32	-	-	84	324	V
1	* 5.46	36.91	Pk	35.3	-18.1	0	54.11	-	-	74	-19.89	84	324	V
5	* 5.46	28.58	RMS	35.3	-18.1	1.96	47.74	54	-6.26	-	-	84	324	V
8	5.468	30.33	RMS	35.3	-18.1	1.96	49.49	-	-	-	-	84	324	V
4	5.469	43.04	Pk	35.3	-18.2	0	60.14	-	-	68.2	-8.06	84	324	V
3	5.47	39.87	Pk	35.3	-18.2	0	56.97	-	-	68.2	-11.23	84	324	V
7	5.47	29.16	RMS	35.3	-18.2	1.96	48.22	-	-	-	-	84	324	V

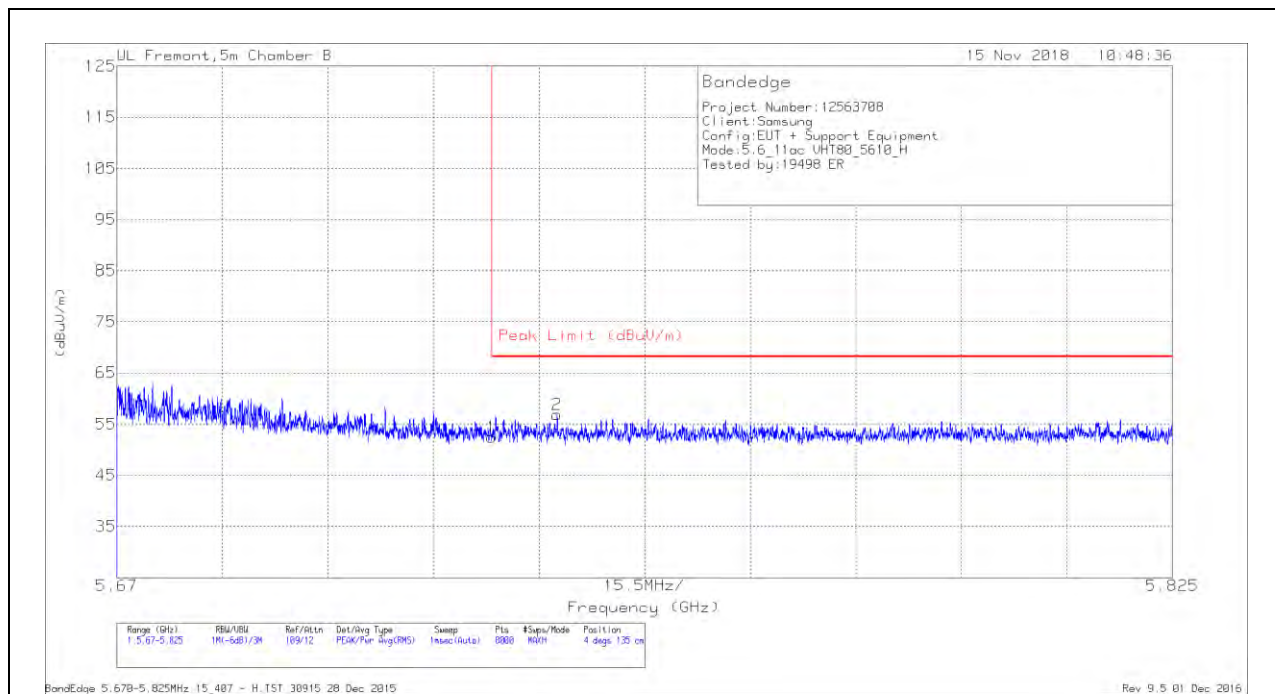
* - indicates frequency in CFR47 Pt 15 / IC RSS-Restricted Band

Pk - Peak detector

RMS - RMS detection

BANDEDGE (HIGH CHANNEL)

HORIZONTAL RESULT

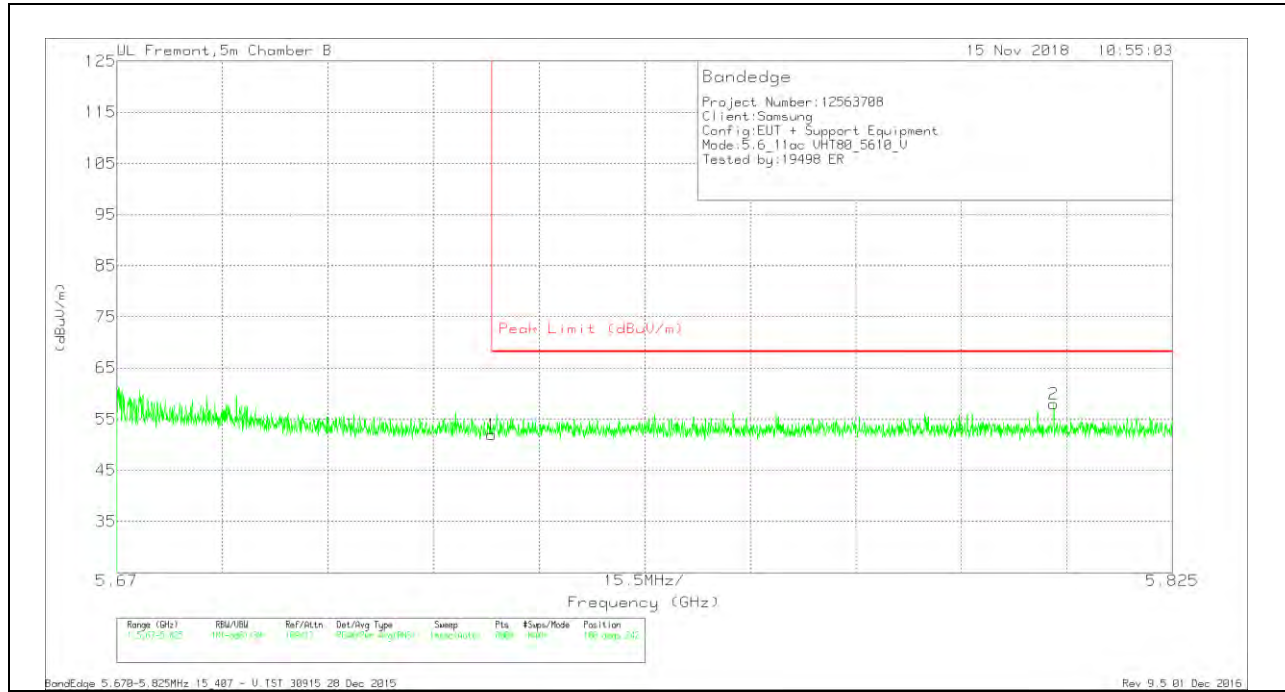


Trace Markers

Marker	Frequency (GHz)	Meter Reading (dBuV)	Det	AF T863 (dB/m)	Amp/Cb/Fitr/Pad (dB)	Corrected Reading (dBuV/m)	Peak Limit (dBuV/m)	PK Margin (dB)	Azimuth (Degs)	Height (cm)	Polarity
1	5.725	35.86	Pk	35.5	-18.9	52.46	68.2	-15.74	4	135	H
2	5.735	40.04	Pk	35.5	-18.7	56.84	68.2	-11.36	4	135	H

Pk - Peak detector

VERTICAL RESULT



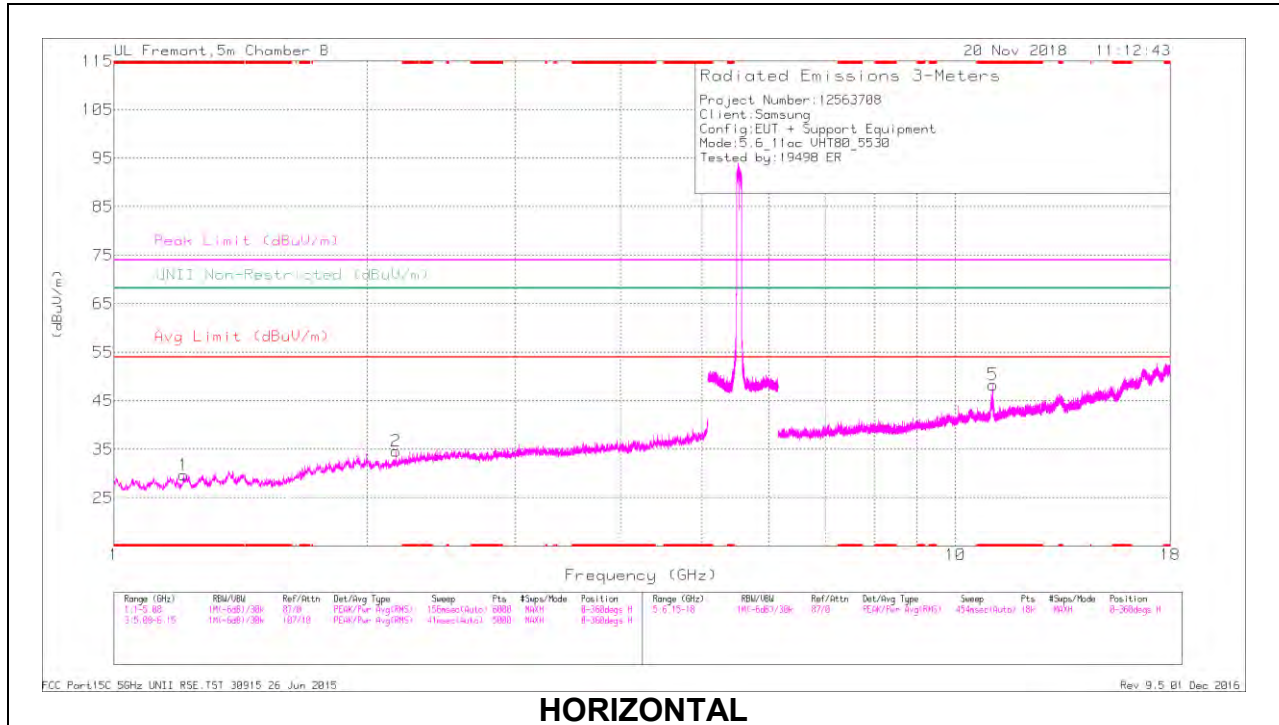
Trace Markers

Marker	Frequency (GHz)	Meter Reading (dBuV)	Det	AF T863 (dB/m)	Amp/Cbl/Filtr/Pad (dB)	Corrected Reading (dBuV/m)	Peak Limit (dBuV/m)	PK Margin (dB)	Azimuth (Degs)	Height (cm)	Polarity
1	5.725	35.34	Pk	35.5	-18.9	51.94	68.2	-16.26	100	242	V
2	5.808	41.03	Pk	35.5	-18.6	57.93	68.2	-10.27	100	242	V

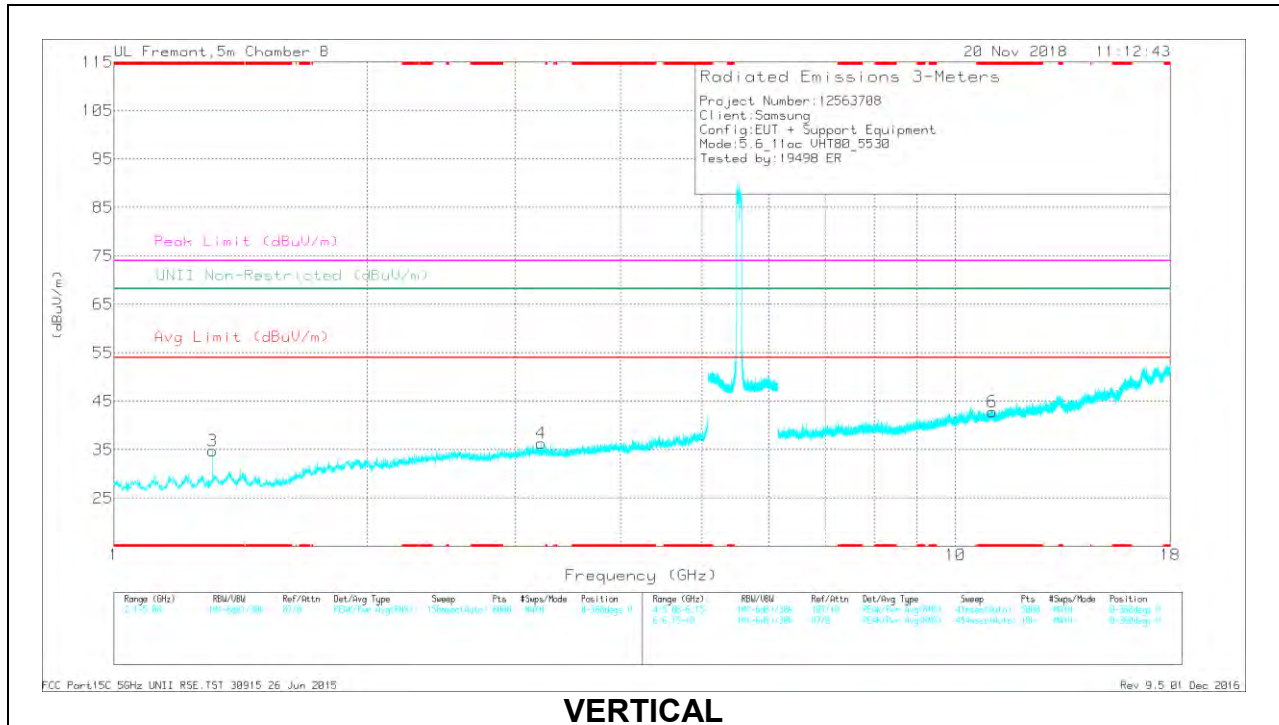
Pk - Peak detector

HARMONICS AND SPURIOUS EMISSIONS

LOW CHANNEL RESULTS



HORIZONTAL



VERTICAL

RADIATED EMISSIONS

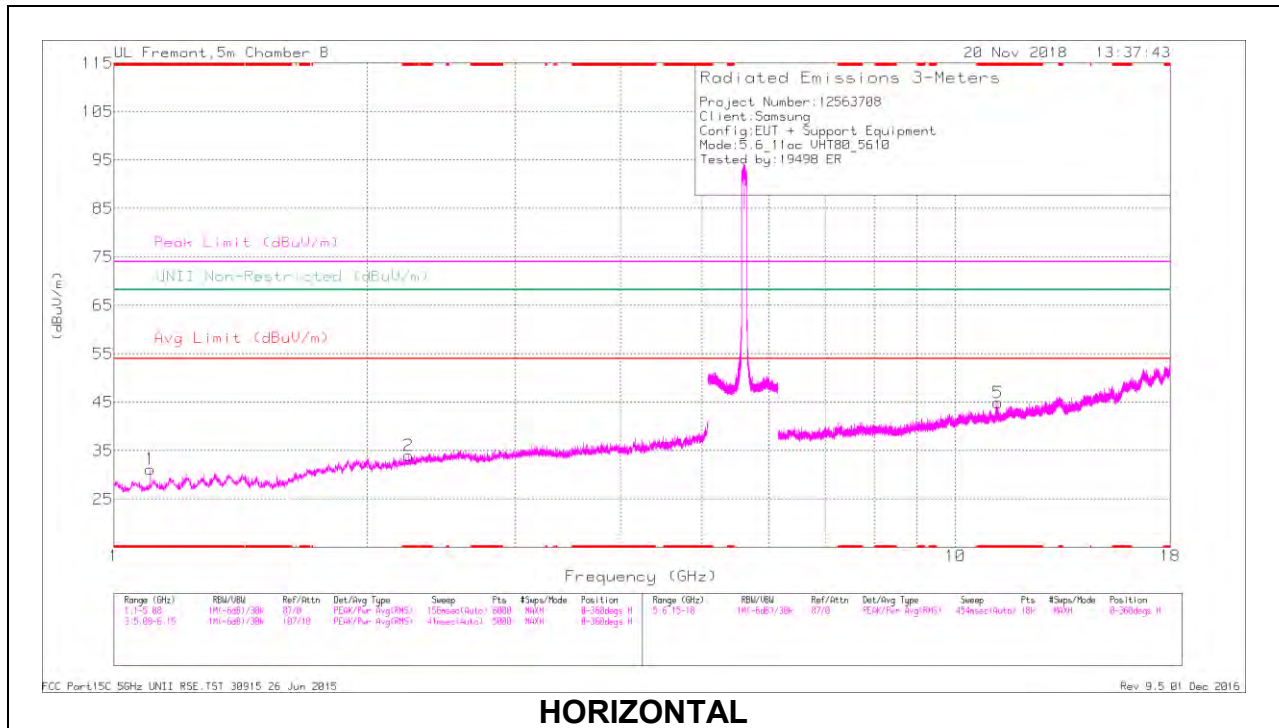
Marker	Frequency (GHz)	Meter Reading (dBuV)	Det	AF T863 (dB/m)	Amp/Cbl/Filtr/Pad (dB)	DC Corr (dB)	Corrected Reading (dBuV/m)	Avg Limit (dBuV/m)	Margin (dB)	Peak Limit (dBuV/m)	PK Margin (dB)	UNII Non-Restricted (dBuV/m)	PK Margin (dB)	Azimuth (Degs)	Height (cm)	Polarity
1	* 1.208	41.39	PK-U	28.2	-34.2	0	35.39	-	-	74	-38.61	-	-	272	140	H
	* 1.21	30.19	ADR	28.2	-34.2	1.96	26.15	54	-27.85	-	-	-	-	272	140	H
3	* 1.309	42.23	PK-U	28.4	-34	0	36.63	-	-	74	-37.37	-	-	211	231	V
	* 1.31	30.22	ADR	28.4	-33.9	1.96	26.68	54	-27.32	-	-	-	-	211	231	V
5	* 11.099	33.6	PK-U	37.8	-22.8	0	48.6	-	-	74	-25.4	-	-	168	342	H
	* 11.097	21.91	ADR	37.8	-22.8	1.96	38.87	54	-15.13	-	-	-	-	168	342	H
6	* 11.065	33.65	PK-U	37.9	-22.2	0	49.35	-	-	74	-24.65	-	-	243	328	V
	* 11.077	21.77	ADR	37.8	-22.4	1.96	39.13	54	-14.87	-	-	-	-	243	328	V
2	2.164	41.48	PK-U	31.3	-32.7	0	40.08	-	-	-	-	68.2	-28.12	268	170	H
4	3.217	39.22	PK-U	33	-30.7	0	41.52	-	-	-	-	68.2	-26.68	195	218	V

* - indicates frequency in CFR47 Pt 15 / IC RSS-Restricted Band

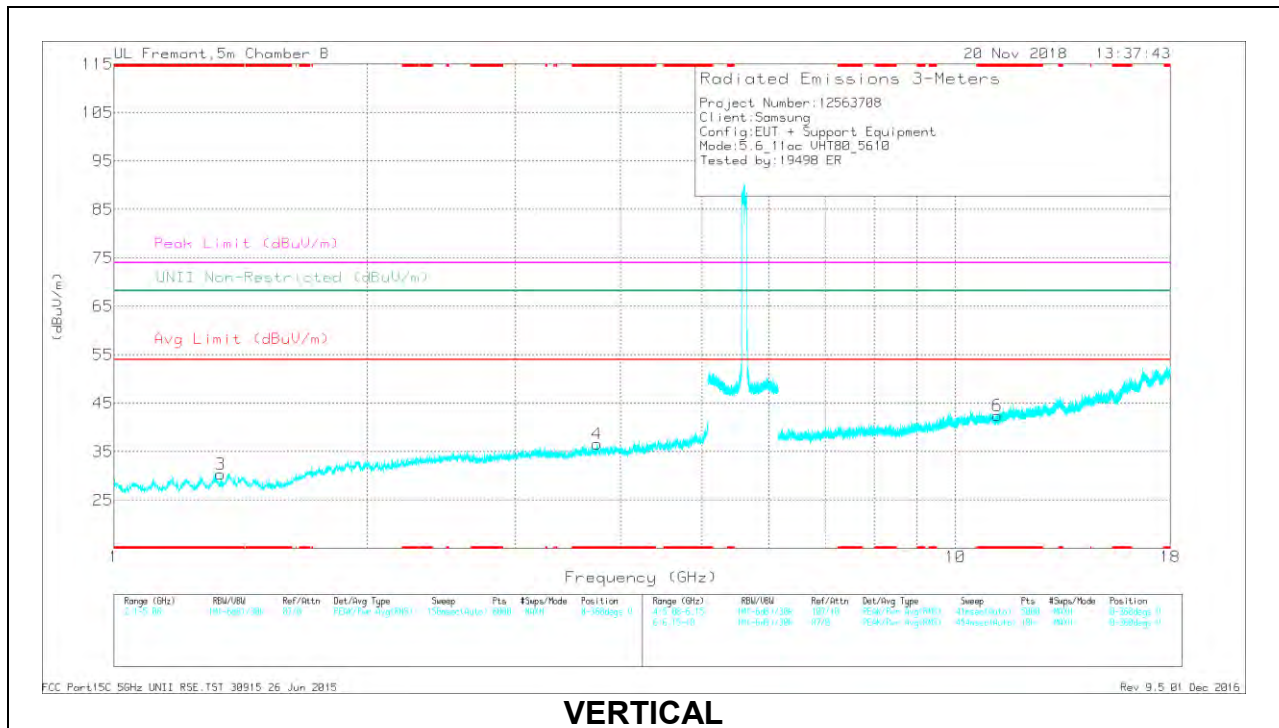
PK-U - U-NII: Maximum Peak

ADR - U-NII AD primary method, RMS average

HIGH CHANNEL RESULTS



HORIZONTAL



VERTICAL

RADIATED EMISSIONS

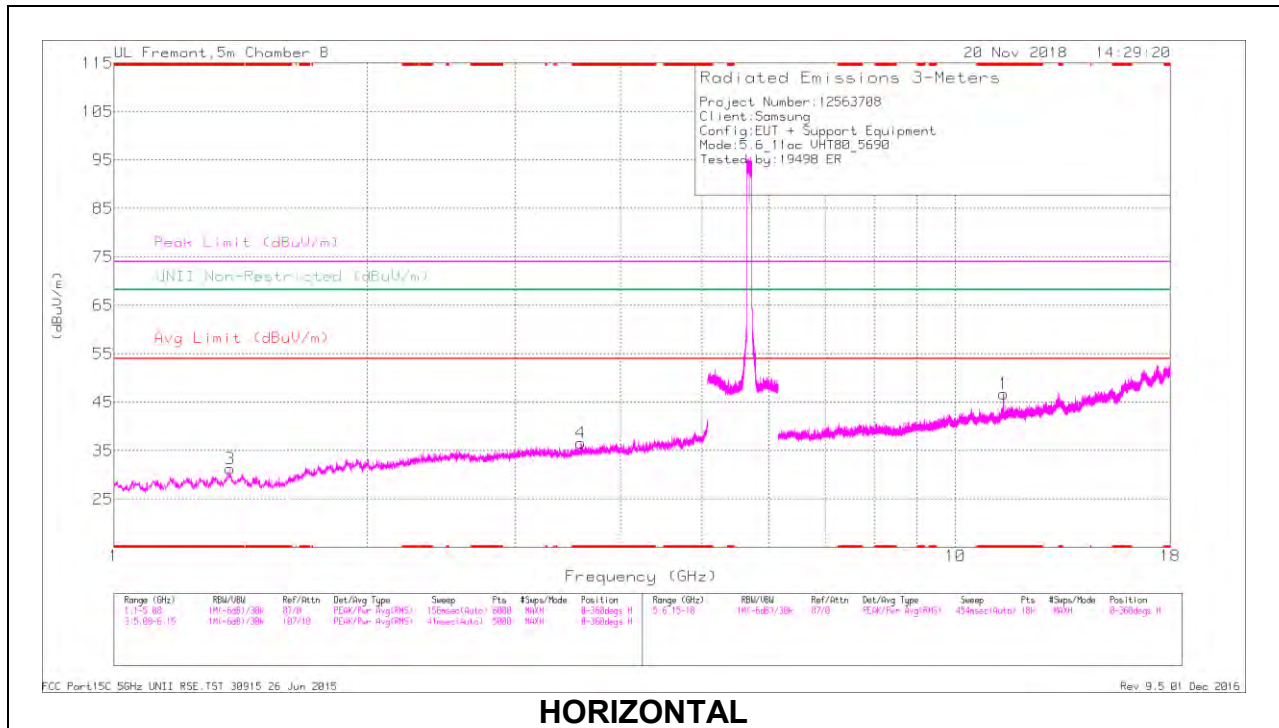
Marker	Frequency (GHz)	Meter Reading (dBuV)	Det	AF T863 (dB/m)	Amp/Cbl/Filtr/Pad (dB)	DC Corr (dB)	Corrected Reading (dBuV/m)	Avg Limit (dBuV/m)	Margin (dB)	Peak Limit (dBuV/m)	PK Margin (dB)	UNII Non-Restricted (dBuV/m)	PK Margin (dB)	Azimuth (Degs)	Height (cm)	Polarity
1	* 1.104	41.85	PK-U	27.3	-33.8	0	35.35	-	-	74	-38.65	-	-	301	144	H
	* 1.106	30.19	ADR	27.3	-33.9	1.96	25.55	54	-28.45	-	-	-	-	301	144	H
2	* 2.238	41.07	PK-U	31.7	-32.3	0	40.47	-	-	74	-33.53	-	-	183	181	H
	* 2.24	29.03	ADR	31.7	-32.3	1.96	30.39	54	-23.61	-	-	-	-	183	181	H
3	* 1.341	40.53	PK-U	28.5	-33.5	0	35.53	-	-	74	-38.47	-	-	99	233	V
	* 1.338	29.17	ADR	28.5	-33.7	1.96	25.93	54	-28.07	-	-	-	-	99	233	V
4	* 3.756	40.36	PK-U	33.3	-30.8	0	42.86	-	-	74	-31.14	-	-	137	153	V
	* 3.755	28.66	ADR	33.3	-30.7	1.96	33.22	54	-20.78	-	-	-	-	137	153	V
5	* 11.241	34.38	PK-U	38.1	-22.6	0	49.88	-	-	74	-24.12	-	-	128	124	H
	* 11.231	22.75	ADR	38.1	-22.6	1.96	40.21	54	-13.79	-	-	-	-	128	124	H
6	* 11.218	33.67	PK-U	38	-22.6	0	49.07	-	-	74	-24.93	-	-	75	112	V
	* 11.231	22.27	ADR	38.1	-22.6	1.96	39.73	54	-14.27	-	-	-	-	75	112	V

* - indicates frequency in CFR47 Pt 15 / IC RSS-Restricted Band

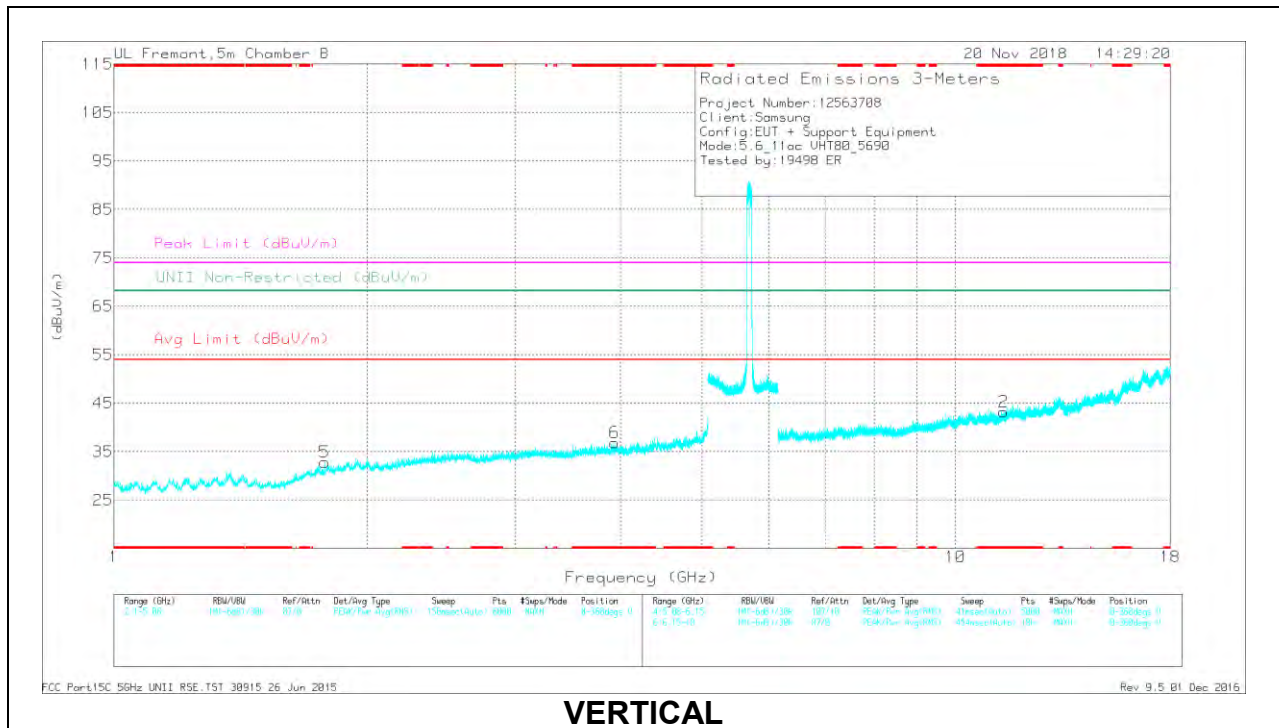
PK-U - U-NII: Maximum Peak

ADR - U-NII AD primary method, RMS average

CHANNEL 138 RESULTS



HORIZONTAL



VERTICAL

RADIATED EMISSIONS

Marker	Frequency (GHz)	Meter Reading (dBuV)	Det	AF T863 (dB/m)	Amp/Cbl/Filtr/Pad (dB)	DC Corr (dB)	Corrected Reading (dBuV/m)	Avg Limit (dBuV/m)	Margin (dB)	Peak Limit (dBuV/m)	PK Margin (dB)	UNII Non-Restricted (dBuV/m)	PK Margin (dB)	Azimuth (Degs)	Height (cm)	Polarity
3	* 1.376	41.75	PK-U	28.5	-33.2	0	37.05	-	-	74	-36.95	-	-	164	119	H
	* 1.373	30.24	ADR	28.5	-33.2	1.96	27.5	54	-26.5	-	-	-	-	164	119	H
4	* 3.586	39.83	PK-U	33.2	-30.9	0	42.13	-	-	74	-31.87	-	-	251	243	H
	* 3.584	28.13	ADR	33.2	-31	1.96	32.29	54	-21.71	-	-	-	-	251	243	H
6	* 3.935	39.32	PK-U	33.4	-29.8	0	42.92	-	-	74	-31.08	-	-	318	215	V
	* 3.935	27.91	ADR	33.4	-29.8	1.96	33.47	54	-20.53	-	-	-	-	318	215	V
1	* 11.404	34.03	PK-U	38.4	-22.6	0	49.83	-	-	74	-24.17	-	-	212	201	H
	* 11.395	22.62	ADR	38.4	-22.7	1.96	40.28	54	-13.72	-	-	-	-	212	201	H
2	* 11.401	33.1	PK-U	38.4	-22.6	0	48.9	-	-	74	-25.1	-	-	265	164	V
	* 11.4	22.1	ADR	38.4	-22.6	1.96	39.86	54	-14.14	-	-	-	-	265	164	V
5	1.782	41.47	PK-U	30.5	-33.2	0	38.77	-	-	-	-	68.2	-29.43	55	179	V

* - indicates frequency in CFR47 Pt 15 / IC RSS-Restricted Band

PK-U - U-NII: Maximum Peak

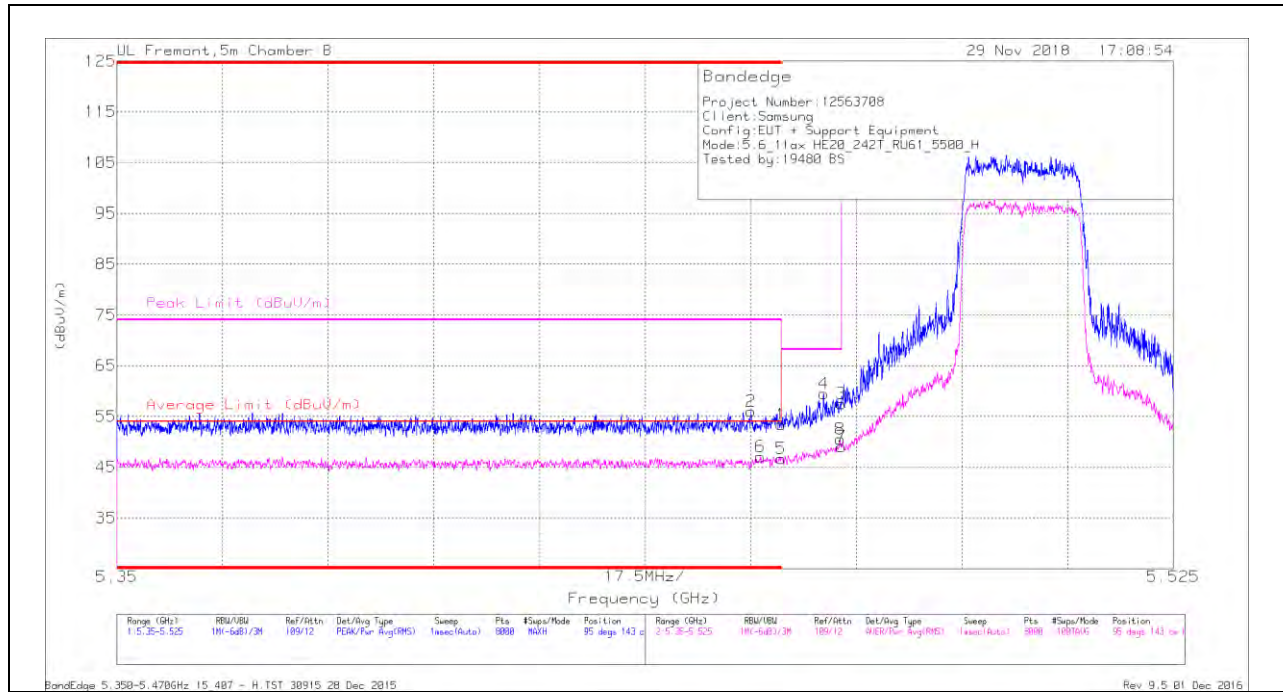
ADR - U-NII AD primary method, RMS average

9.1.19. TX ABOVE 1 GHz 802.11ax HE20 MODE IN THE 5.6 GHz BAND

2TX Antenna 1 + Antenna 2 OFDMA MODE – 242-Tones, RU Index 61

BANDEDGE (LOW CHANNEL)

HORIZONTAL RESULT



Trace Markers

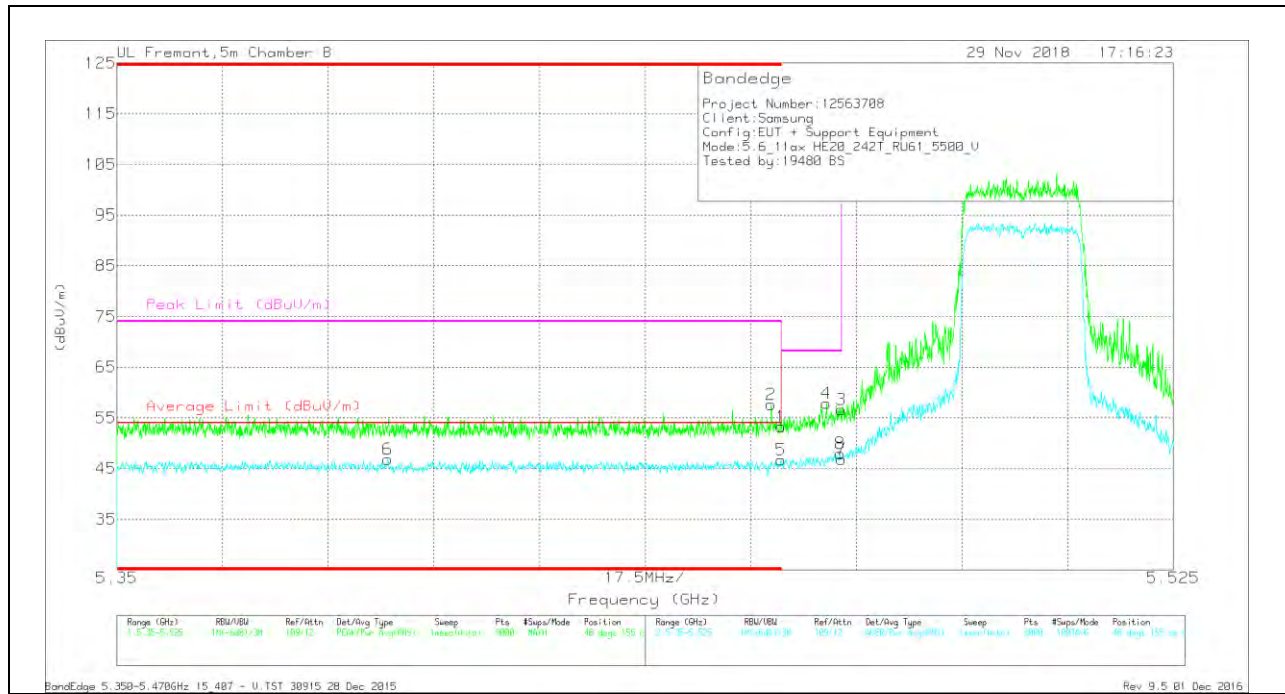
Marker	Frequency (GHz)	Meter Reading (dBuV)	Det	AF T863 (dB/m)	Amp/CbI/Filtr/Pad (dB)	DC Corr (dB)	Corrected Reading (dBuV/m)	Average Limit (dBuV/m)	Margin (dB)	Peak Limit (dBuV/m)	PK Margin (dB)	Azimuth (Degs)	Height (cm)	Polarity
1	* 5.46	36.19	Pk	35.3	-18.1	0	53.39	-	-	74	-20.61	95	143	H
2	* 5.455	38.66	Pk	35.3	-18	0	55.96	-	-	74	-18.04	95	143	H
5	* 5.46	28.79	RMS	35.3	-18.1	.67	46.66	54	-7.34	-	-	95	143	H
6	* 5.457	29.27	RMS	35.3	-18.2	.67	47.04	54	-6.96	-	-	95	143	H
4	5.467	42.53	Pk	35.3	-18.3	0	59.53	-	-	68.2	-8.67	95	143	H
3	5.47	40.35	Pk	35.3	-18.2	0	57.45	-	-	68.2	-10.75	95	143	H
7	5.47	31.26	RMS	35.3	-18.2	.67	49.03	-	-	-	-	95	143	H
8	5.47	32.79	RMS	35.3	-18.2	.67	50.56	-	-	-	-	95	143	H

* - indicates frequency in CFR47 Pt 15 / IC RSS-Restricted Band

Pk - Peak detector

RMS - RMS detection

VERTICAL RESULT



Trace Markers

Marker	Frequency (GHz)	Meter Reading (dBuV)	Det	AF T863 (dB/m)	Amp/Cbl/Filtr/Pad (dB)	DC Corr (dB)	Corrected Reading (dBuV/m)	Average Limit (dBuV/m)	Margin (dB)	Peak Limit (dBuV/m)	PK Margin (dB)	Azimuth (Degs)	Height (cm)	Polarity
1	* 5.46	36.08	Pk	35.3	-18.1	0	53.28	-	-	74	-20.72	48	155	V
2	* 5.458	40.49	Pk	35.3	-18.2	0	57.59	-	-	74	-16.41	48	155	V
5	* 5.46	28.8	RMS	35.3	-18.1	.67	46.67	54	-7.33	-	-	48	155	V
6	* 5.395	28.89	RMS	35.1	-17.8	.67	46.86	54	-7.14	-	-	48	155	V
4	5.468	40.74	Pk	35.3	-18.2	0	57.84	-	-	68.2	-10.36	48	155	V
3	5.47	39.55	Pk	35.3	-18.2	0	56.65	-	-	68.2	-11.55	48	155	V
7	5.47	29.05	RMS	35.3	-18.2	.67	46.82	-	-	-	-	48	155	V
8	5.47	30.24	RMS	35.3	-18.2	.67	48.01	-	-	-	-	48	155	V

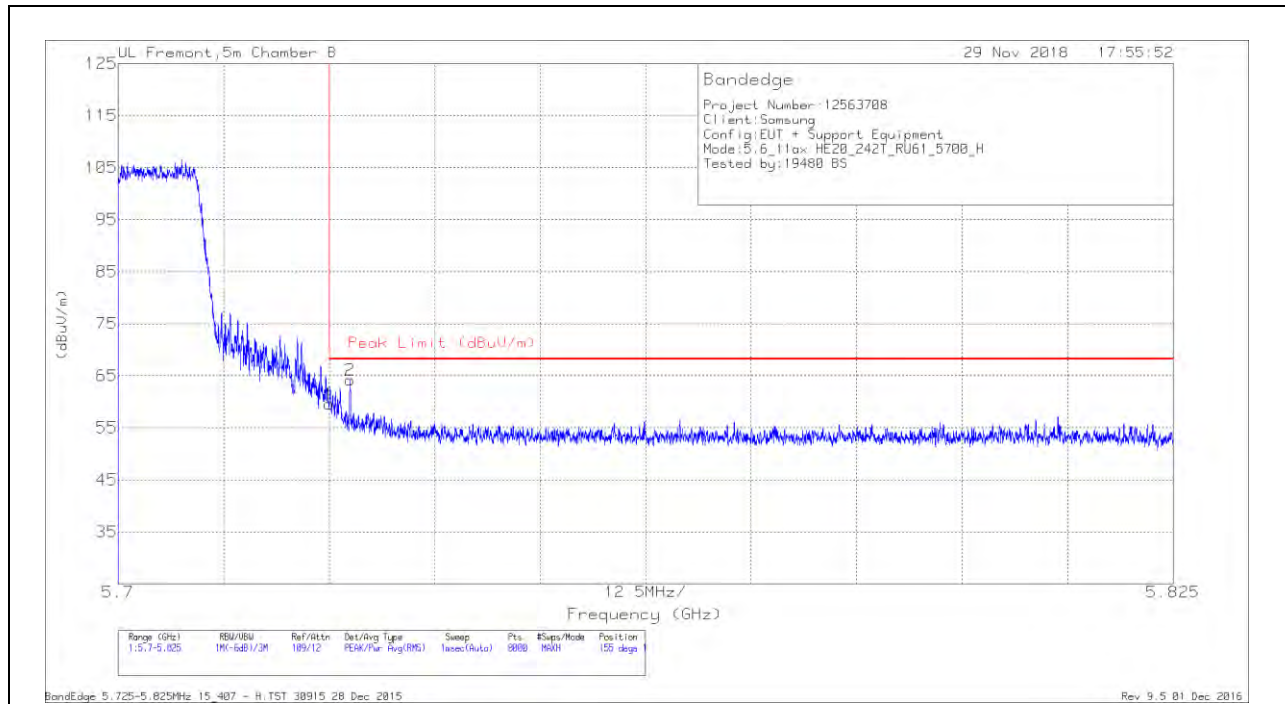
* - indicates frequency in CFR47 Pt 15 / IC RSS-Restricted Band

Pk - Peak detector

RMS - RMS detection

BANDEDGE (HIGH CHANNEL)

HORIZONTAL RESULT

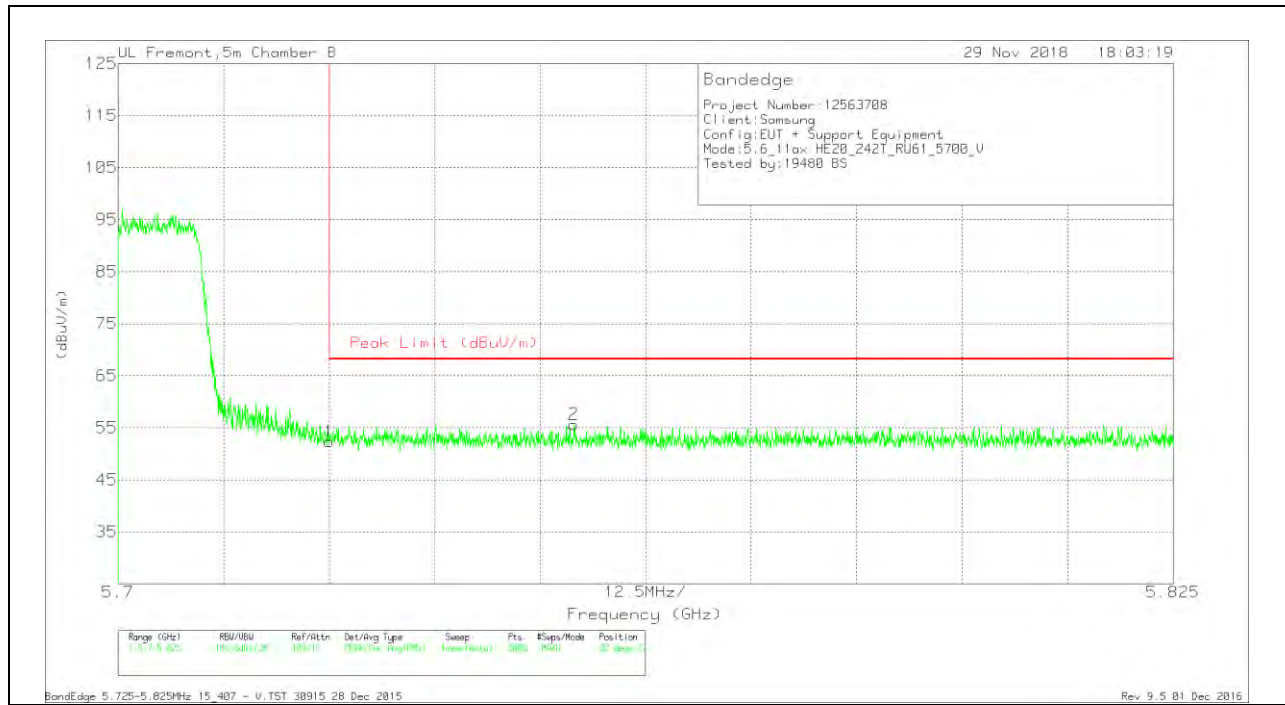


Trace Markers

Marker	Frequency (GHz)	Meter Reading (dBuV)	Det	AF T863 (dB/m)	Amp/Cbl/Filtr/Pad (dB)	DC Corr (dB)	Corrected Reading (dBuV/m)	Peak Limit (dBuV/m)	PK Margin (dB)	Azimuth (Degs)	Height (cm)	Polarity
1	5.725	42.96	Pk	35.5	-18.9	0	59.56	68.2	-8.64	155	124	H
2	5.727	47.47	Pk	35.5	-18.8	0	64.17	68.2	-4.03	155	124	H

Pk - Peak detector

VERTICAL RESULT



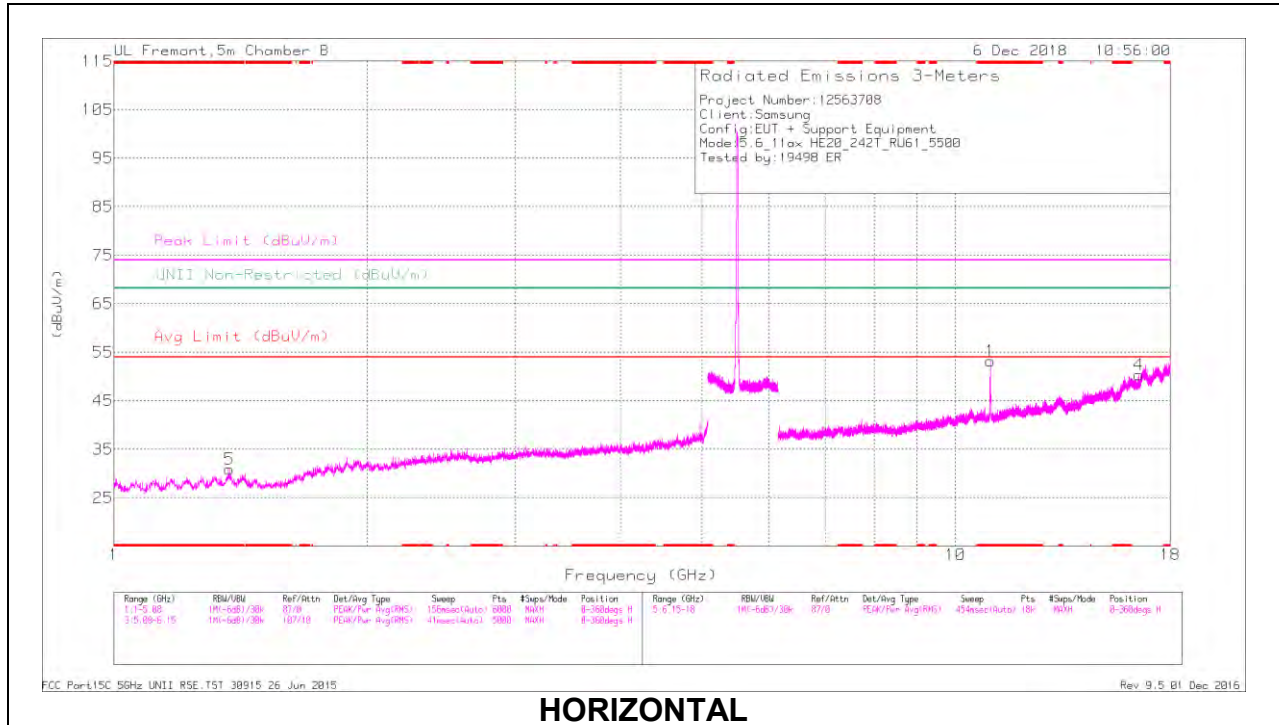
Trace Markers

Marker	Frequency (GHz)	Meter Reading (dBuV)	Det	AFT863 (dB/m)	Amp/Cbl/Filtr/Pad (dB)	DC Corr (dB)	Corrected Reading (dBuV/m)	Peak Limit (dBuV/m)	PK Margin (dB)	Azimuth (Degs)	Height (cm)	Polarity
1	5.725	35.71	Pk	35.5	-18.9	0	52.31	68.2	-15.89	82	224	V
2	5.754	39.04	Pk	35.5	-18.9	0	55.64	68.2	-12.56	82	224	V

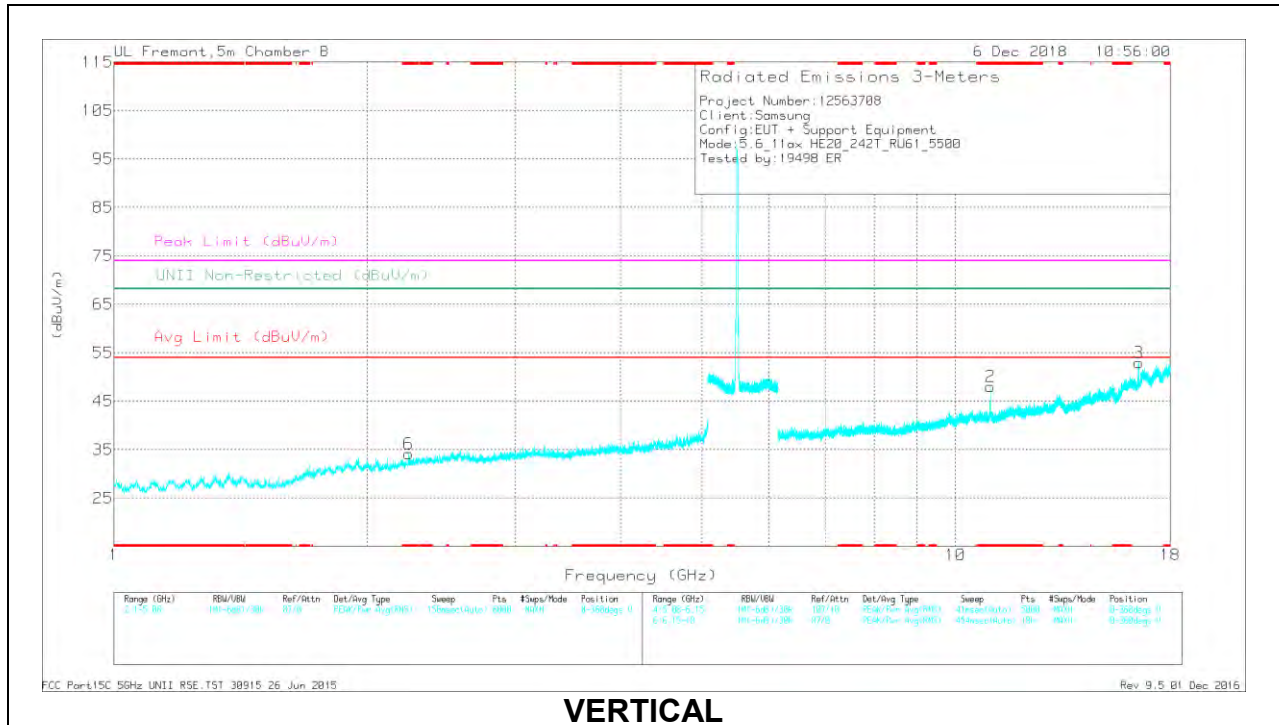
Pk - Peak detector

HARMONICS AND SPURIOUS EMISSIONS

LOW CHANNEL RESULTS



HORIZONTAL



VERTICAL

RADIATED EMISSIONS

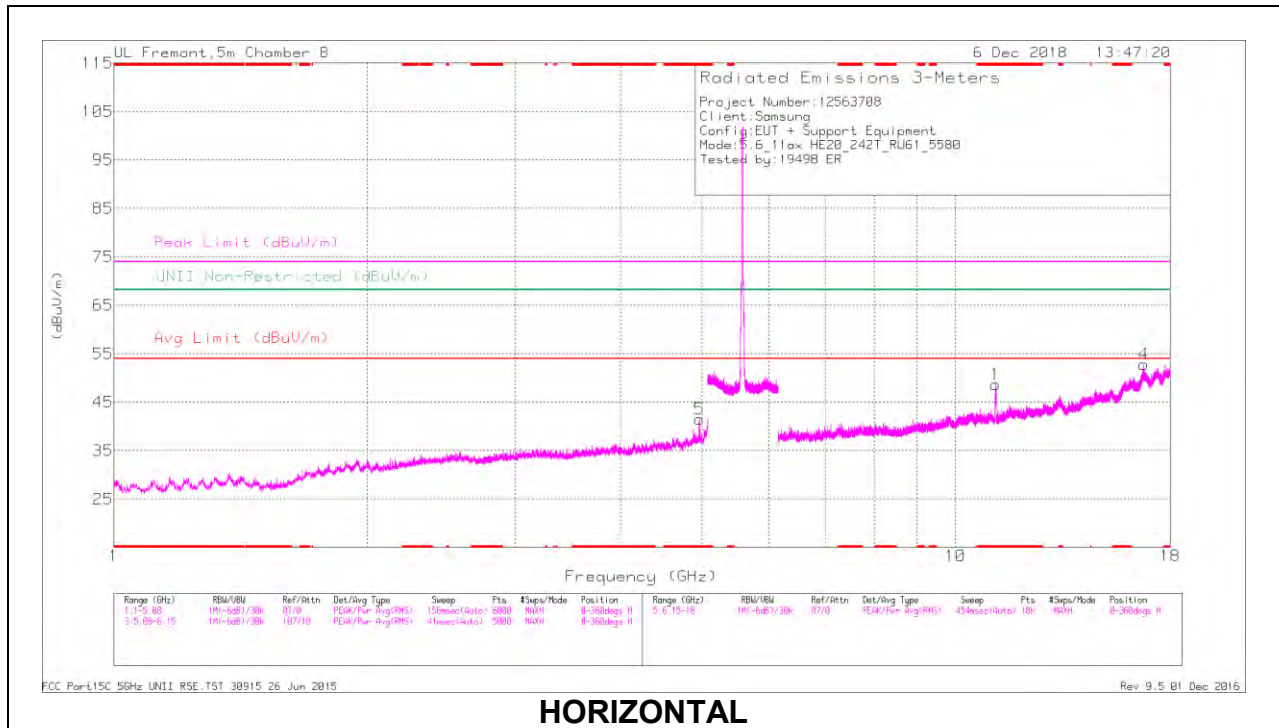
Marker	Frequency (GHz)	Meter Reading (dBuV)	Det	AF T863 (dB/m)	Amp/Cbl/Filtr/Pad (dB)	DC Corr (dB)	Corrected Reading (dBuV/m)	Avg Limit (dBuV/m)	Margin (dB)	Peak Limit (dBuV/m)	PK Margin (dB)	UNII Non-Restricted (dBuV/m)	PK Margin (dB)	Azimuth (Degs)	Height (cm)	Polarity
5	* 1.372	42.32	PK-U	28.5	-33.3	0	37.52	-	-	74	-36.48	-	-	302	156	H
	* 1.371	30.3	ADR	28.5	-33.3	.67	26.17	54	-27.83	-	-	-	-	302	156	H
6	* 2.238	40.38	PK-U	31.7	-32.3	0	39.78	-	-	74	-34.22	-	-	263	105	V
	* 2.239	28.65	ADR	31.7	-32.3	.67	28.72	54	-25.28	-	-	-	-	263	105	V
1	* 10.996	41.12	PK-U	37.9	-21.9	0	57.12	-	-	74	-16.88	-	-	105	105	H
	* 11.001	29.38	ADR	37.9	-21.7	.67	46.25	54	-7.75	-	-	-	-	105	105	H
2	* 10.996	37.13	PK-U	37.9	-21.9	0	53.13	-	-	74	-20.87	-	-	80	106	V
	* 10.998	24.89	ADR	37.9	-21.8	.67	41.66	54	-12.34	-	-	-	-	80	106	V
4	16.495	31.72	PK-U	42.5	-18.5	0	55.72	-	-	-	-	68.2	-12.48	190	321	H
3	16.506	35.06	PK-U	42.6	-18.5	0	59.16	-	-	-	-	68.2	-9.04	179	102	V

* - indicates frequency in CFR47 Pt 15 / IC RSS-Restricted Band

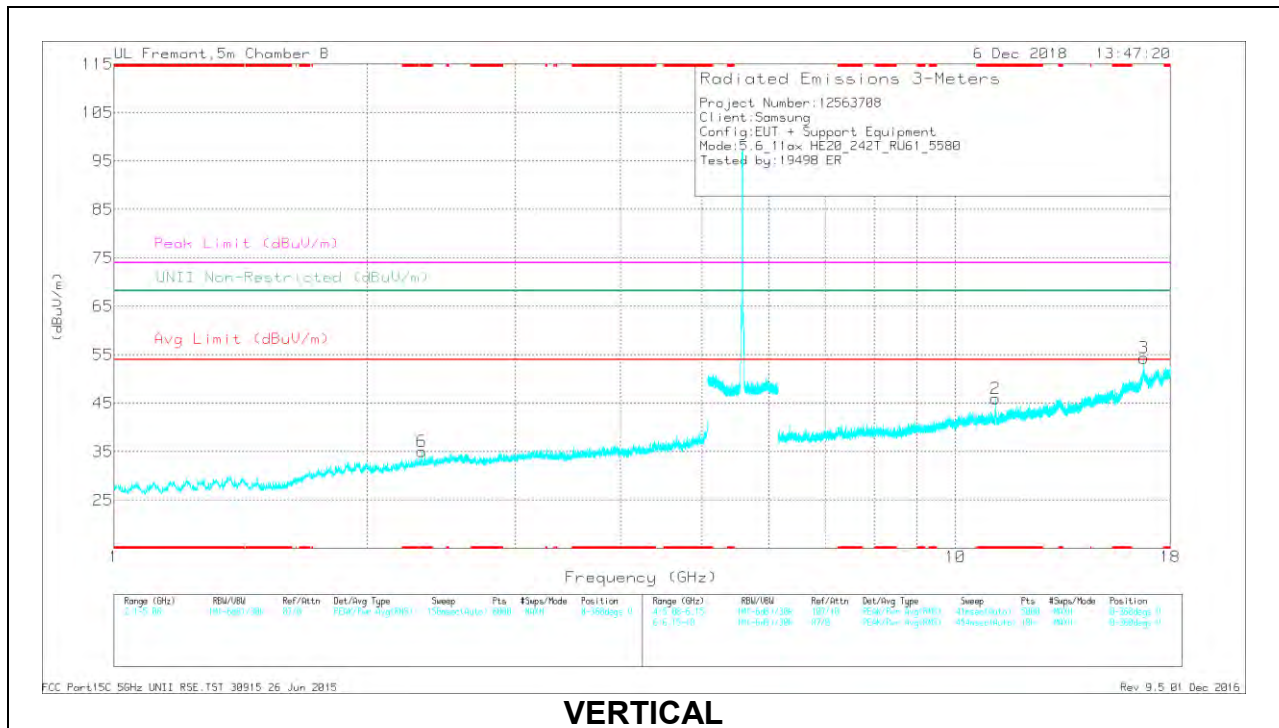
PK-U - U-NII: Maximum Peak

ADR - U-NII AD primary method, RMS average

MID CHANNEL RESULTS



HORIZONTAL



VERTICAL

RADIATED EMISSIONS

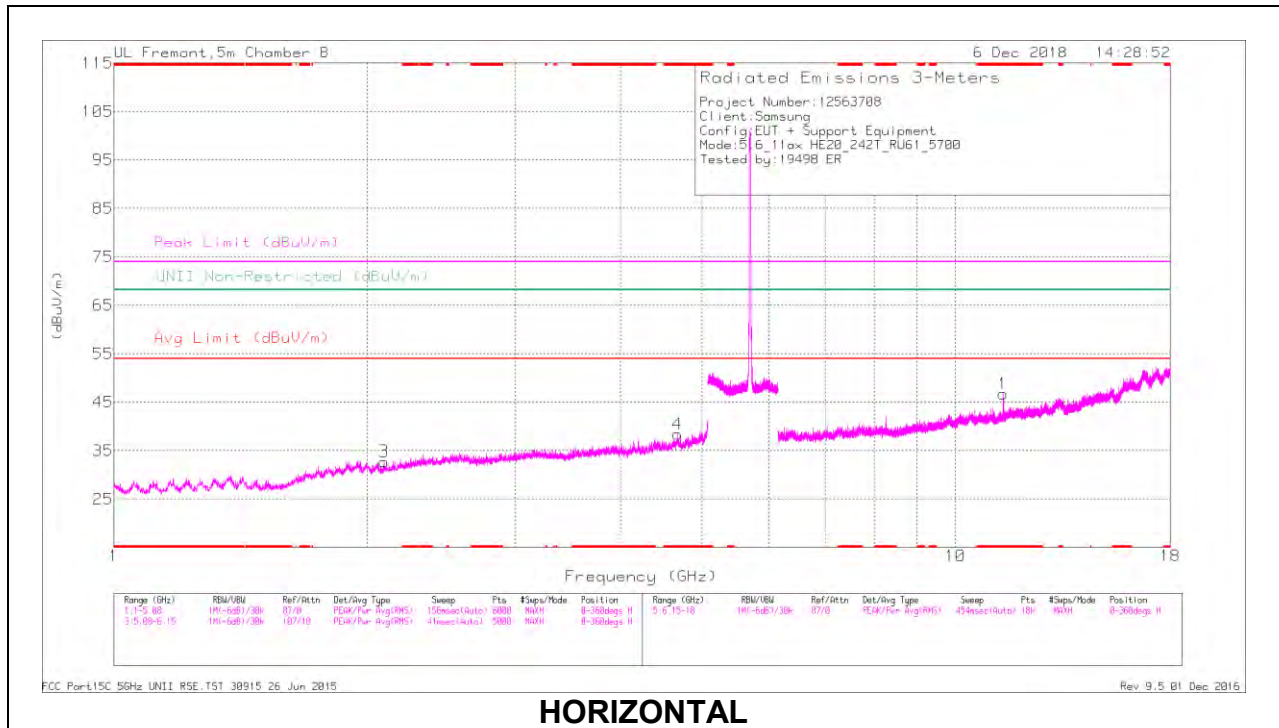
Marker	Frequency (GHz)	Meter Reading (dBuV)	Det	AF T863 (dB/m)	Amp/Cbl/Filtr/Pad (dB)	DC Corr (dB)	Corrected Reading (dBuV/m)	Avg Limit (dBuV/m)	Margin (dB)	Peak Limit (dBuV/m)	PK Margin (dB)	UNII Non-Restricted (dBuV/m)	PK Margin (dB)	Azimuth (Degs)	Height (cm)	Polarity
5	* 4.959	38.26	PK-U	34.5	-28.8	0	43.96	-	-	74	-30.04	-	-	334	166	H
	* 4.96	27.21	ADR	34.5	-28.7	.67	33.68	54	-20.32	-	-	-	-	334	166	H
6	* 2.322	39.61	PK-U	32.1	-32	0	39.71	-	-	74	-34.29	-	-	280	104	V
	* 2.323	28.25	ADR	32.1	-32	.67	29.02	54	-24.98	-	-	-	-	280	104	V
1	* 11.161	39.95	PK-U	37.9	-22.8	0	55.05	-	-	74	-18.95	-	-	161	261	H
	* 11.161	27.92	ADR	37.9	-22.8	.67	43.69	54	-10.31	-	-	-	-	161	261	H
2	* 11.158	37.51	PK-U	37.9	-22.9	0	52.51	-	-	74	-21.49	-	-	67	104	V
	* 11.161	25.46	ADR	37.9	-22.8	.67	41.23	54	-12.77	-	-	-	-	67	104	V
3	16.732	36.24	PK-U	44.4	-18.1	0	62.54	-	-	-	-	68.2	-5.66	176	103	V
4	16.742	32.17	PK-U	44.4	-18.3	0	58.27	-	-	-	-	68.2	-9.93	210	121	H

* - indicates frequency in CFR47 Pt 15 / IC RSS-Restricted Band

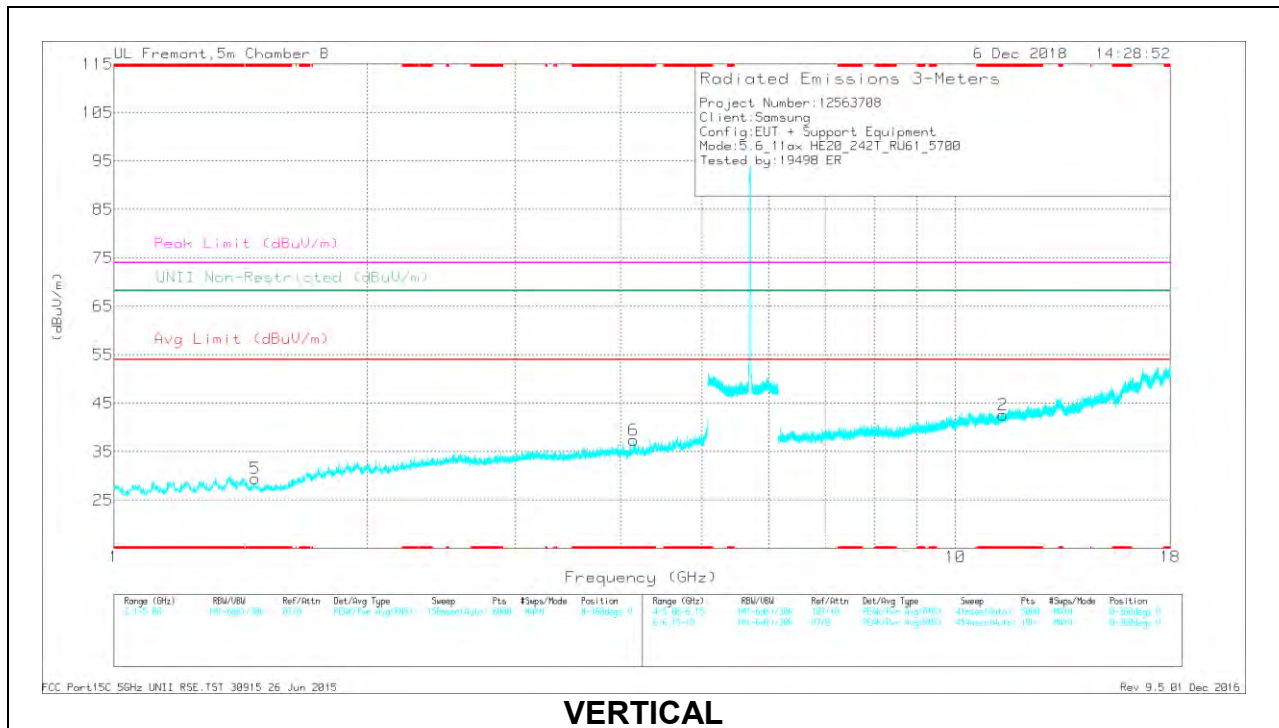
PK-U - U-NII: Maximum Peak

ADR - U-NII AD primary method, RMS average

HIGH CHANNEL RESULTS



HORIZONTAL



VERTICAL

RADIATED EMISSIONS

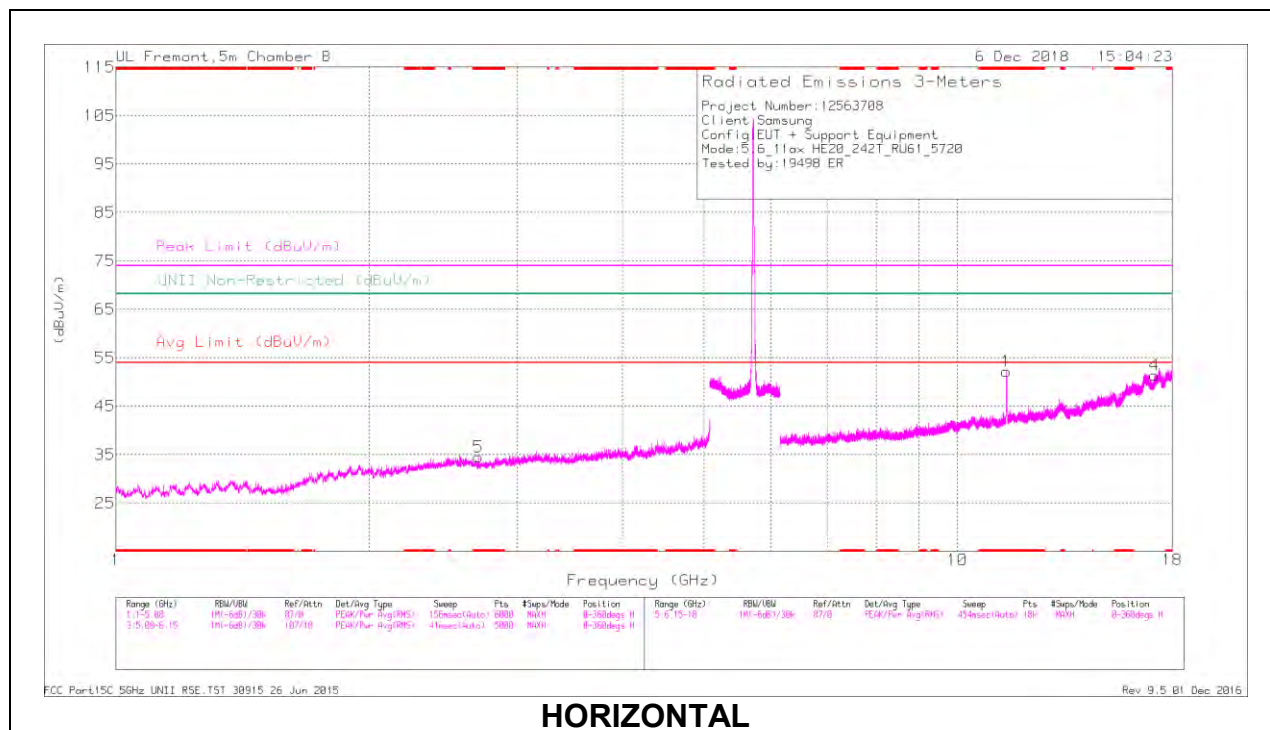
Marker	Frequency (GHz)	Meter Reading (dBuV)	Det	AF T863 (dB/m)	Amp/Cbl/Filtr/Pad (dB)	DC Corr (dB)	Corrected Reading (dBuV/m)	Avg Limit (dBuV/m)	Margin (dB)	Peak Limit (dBuV/m)	PK Margin (dB)	UNII Non-Restricted (dBuV/m)	PK Margin (dB)	Azimuth (Degs)	Height (cm)	Polarity
4	* 4.672	39.33	PK-U	34.1	-28.8	0	44.63	-	-	74	-29.37	-	-	287	277	H
	* 4.673	27.58	ADR	34.1	-28.8	.67	33.55	54	-20.45	-	-	-	-	287	277	H
6	* 4.146	38.93	PK-U	33.6	-29.3	0	43.23	-	-	74	-30.77	-	-	139	111	V
	* 4.147	27.33	ADR	33.6	-29.2	.67	32.4	54	-21.6	-	-	-	-	139	111	V
5	* 1.471	41.01	PK-U	28	-33.6	0	35.41	-	-	74	-38.59	-	-	207	169	V
	* 1.47	29.7	ADR	28	-33.6	.67	24.77	54	-29.23	-	-	-	-	207	169	V
1	* 11.395	36.41	PK-U	38.4	-22.7	0	52.11	-	-	74	-21.89	-	-	190	103	H
	* 11.401	25.04	ADR	38.4	-22.6	.67	41.51	54	-12.49	-	-	-	-	190	103	H
2	* 11.401	34.38	PK-U	38.4	-22.6	0	50.18	-	-	74	-23.82	-	-	60	126	V
	* 11.397	22.69	ADR	38.4	-22.6	.67	39.16	54	-14.84	-	-	-	-	60	126	V
3	2.095	41.46	PK-U	31.1	-32.9	0	39.66	-	-	-	-	68.2	-28.54	285	105	H

* - indicates frequency in CFR47 Pt 15 / IC RSS-Restricted Band

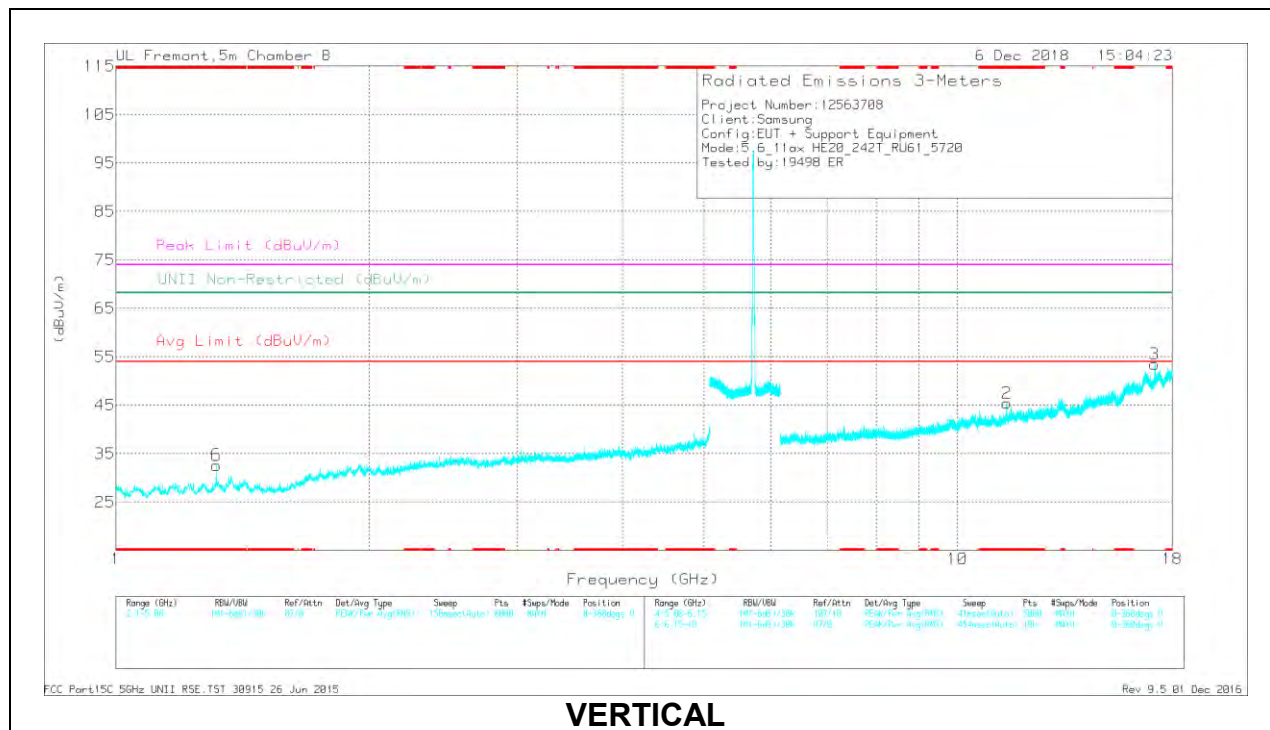
PK-U - U-NII: Maximum Peak

ADR - U-NII AD primary method, RMS average

CHANNEL 144 RESULTS



HORIZONTAL



VERTICAL

RADIATED EMISSIONS

Marker	Frequency (GHz)	Meter Reading (dBuV)	Det	AF T863 (dB/m)	Amp/Cbl/Filtr/Pad (dB)	DC Corr (dB)	Corrected Reading (dBuV/m)	Avg Limit (dBuV/m)	Margin (dB)	Peak Limit (dBuV/m)	PK Margin (dB)	UNII Non-Restricted (dBuV/m)	PK Margin (dB)	Azimuth (Degs)	Height (cm)	Polarity
5	* 2.698	40.33	PK-U	32.3	-31.9	0	40.73	-	-	74	-33.27	-	-	167	137	H
	* 2.698	28.23	ADR	32.3	-31.8	.67	29.40	54	-24.60	-	-	-	-	167	137	H
6	* 1.316	41.62	PK-U	28.4	-34	0	36.02	-	-	74	-37.98	-	-	248	190	V
	* 1.317	30.19	ADR	28.4	-34	.67	25.26	54	-28.74	-	-	-	-	248	190	V
1	* 11.442	41.97	PK-U	38.4	-22.6	0	57.77	-	-	74	-16.23	-	-	177	123	H
	* 11.439	28.71	ADR	38.4	-22.5	.67	45.28	54	-8.72	-	-	-	-	177	123	H
2	* 11.432	37.71	PK-U	38.4	-22.6	0	53.51	-	-	74	-20.49	-	-	71	140	V
	* 11.439	25.03	ADR	38.4	-22.5	.67	41.60	54	-12.40	-	-	-	-	71	140	V
3	17.163	35.67	PK-U	43.6	-18.6	0	60.67	-	-	-	-	68.2	-7.53	167	214	V
4	17.168	33.3	PK-U	43.6	-18.6	0	58.3	-	-	-	-	68.2	-9.9	187	113	H

* - indicates frequency in CFR47 Pt 15 / IC RSS-Restricted Band

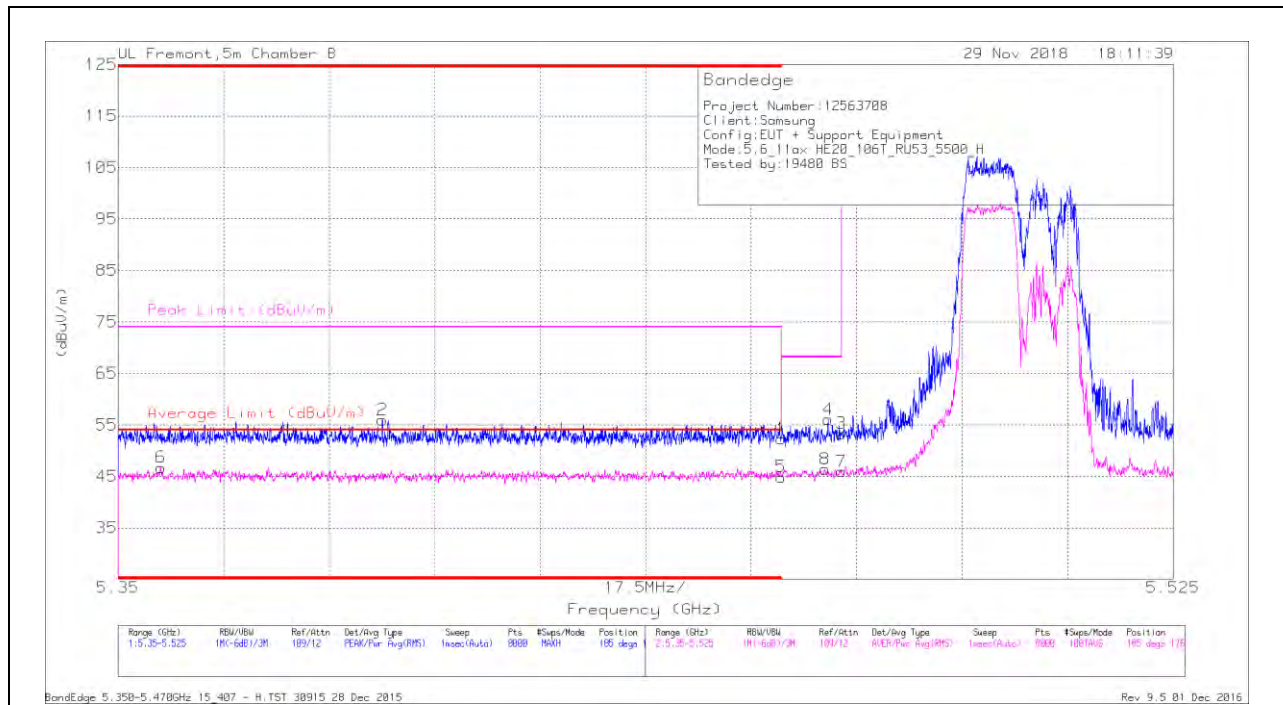
PK-U - U-NII: Maximum Peak

ADR - U-NII AD primary method, RMS average

2TX Antenna 1 + Antenna 2 OFDMA MODE – 106-Tones, RU Index 53

BANDEDGE (LOW CHANNEL)

HORIZONTAL RESULT



Trace Markers

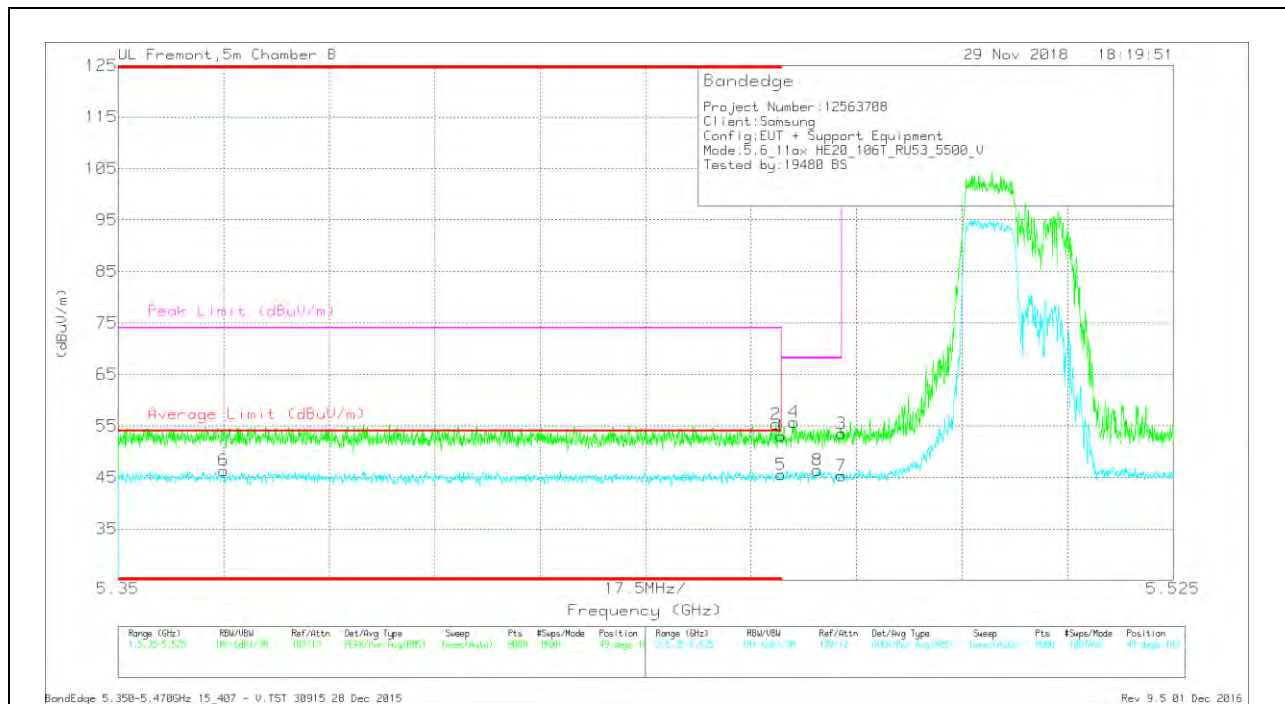
Marker	Frequency (GHz)	Meter Reading (dBuV)	Det	AF T863 (dB/m)	Amp/Cbl/Filtr/Pad (dB)	DC Corr (dB)	Corrected Reading (dBuV/m)	Average Limit (dBuV/m)	Margin (dB)	Peak Limit (dBuV/m)	PK Margin (dB)	Azimuth (Degs)	Height (cm)	Polarity
1	* 5.46	35.1	Pk	35.3	-18.1	0	52.3	-	-	74	-21.7	185	176	H
2	* 5.394	38.96	Pk	35.1	-18.1	0	55.96	-	-	74	-18.04	185	176	H
5	* 5.46	27.38	RMS	35.3	-18.1	.33	44.91	54	-9.09	-	-	185	176	H
6	* 5.357	29.11	RMS	35	-17.7	.33	46.74	54	-7.26	-	-	185	176	H
8	5.467	28.98	RMS	35.3	-18.2	.33	46.41	-	-	-	-	185	176	H
4	5.468	38.86	Pk	35.3	-18.1	0	56.06	-	-	68.2	-12.14	185	176	H
3	5.47	36.22	Pk	35.3	-18.2	0	53.32	-	-	68.2	-14.88	185	176	H
7	5.47	28.52	RMS	35.3	-18.2	.33	45.95	-	-	-	-	185	176	H

* - indicates frequency in CFR47 Pt 15 / IC RSS-Restricted Band

Pk - Peak detector

RMS - RMS detection

VERTICAL RESULT



Trace Markers

Marker	Frequency (GHz)	Meter Reading (dBuV)	Det	AFT863 (dB/m)	Amp/Cbi/Fitr/Pad (dB)	DC Corr (dB)	Corrected Reading (dBuV/m)	Average Limit (dBuV/m)	Margin (dB)	Peak Limit (dBuV/m)	PK Margin (dB)	Azimuth (Degs)	Height (cm)	Polarity
1	* 5.46	35.78	Pk	35.3	-18.1	0	52.98	-	-	74	-21.02	49	103	V
2	* 5.459	38.12	Pk	35.3	-18.1	0	55.32	-	-	74	-18.68	49	103	V
5	* 5.46	28.02	RMS	35.3	-18.1	.33	45.55	54	-8.45	-	-	49	103	V
6	* 5.368	28.85	RMS	35.1	-17.9	.33	46.38	54	-7.62	-	-	49	103	V
4	5.462	38.42	Pk	35.3	-18	0	55.72	-	-	68.2	-12.48	49	103	V
8	5.466	28.76	RMS	35.3	-18	.33	46.39	-	-	-	-	49	103	V
3	5.47	36.4	Pk	35.3	-18.2	0	53.5	-	-	68.2	-14.7	49	103	V
7	5.47	27.89	RMS	35.3	-18.2	.33	45.32	-	-	-	-	49	103	V

* - indicates frequency in CFR47 Pt 15 / IC RSS-Restricted Band

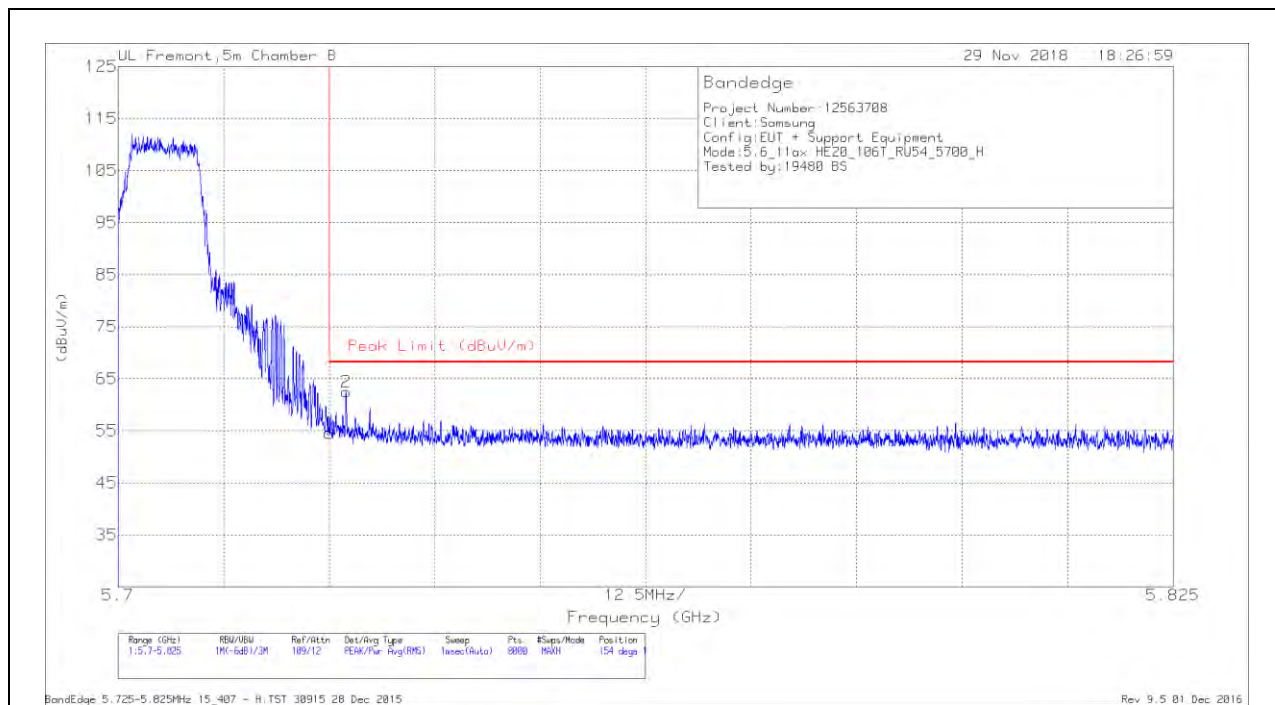
Pk - Peak detector

RMS - RMS detection

2TX Antenna 1 + Antenna 2 OFDMA MODE – 106-Tones, RU Index 54

BANDEDGE (HIGH CHANNEL)

HORIZONTAL RESULT

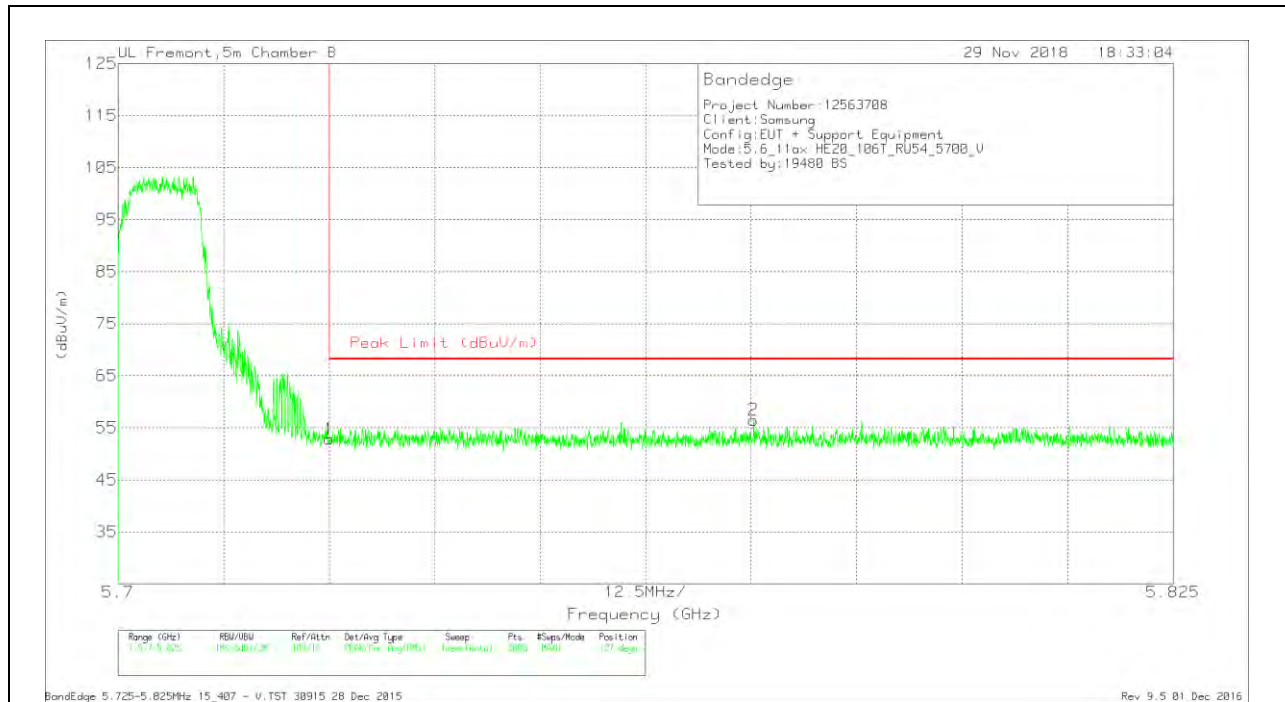


Trace Markers

Marker	Frequency (GHz)	Meter Reading (dBuV)	Det	AF T863 (dB/m)	Amp/Cbl/Filtr/Pad (dB)	DC Corr (dB)	Corrected Reading (dBuV/m)	Peak Limit (dBuV/m)	PK Margin (dB)	Azimuth (Degs)	Height (cm)	Polarity
1	5.725	37.99	Pk	35.5	-18.9	0	54.59	68.2	-13.61	154	134	H
2	5.727	45.66	Pk	35.5	-18.7	0	62.46	68.2	-5.74	154	134	H

Pk - Peak detector

VERTICAL RESULT



Trace Markers

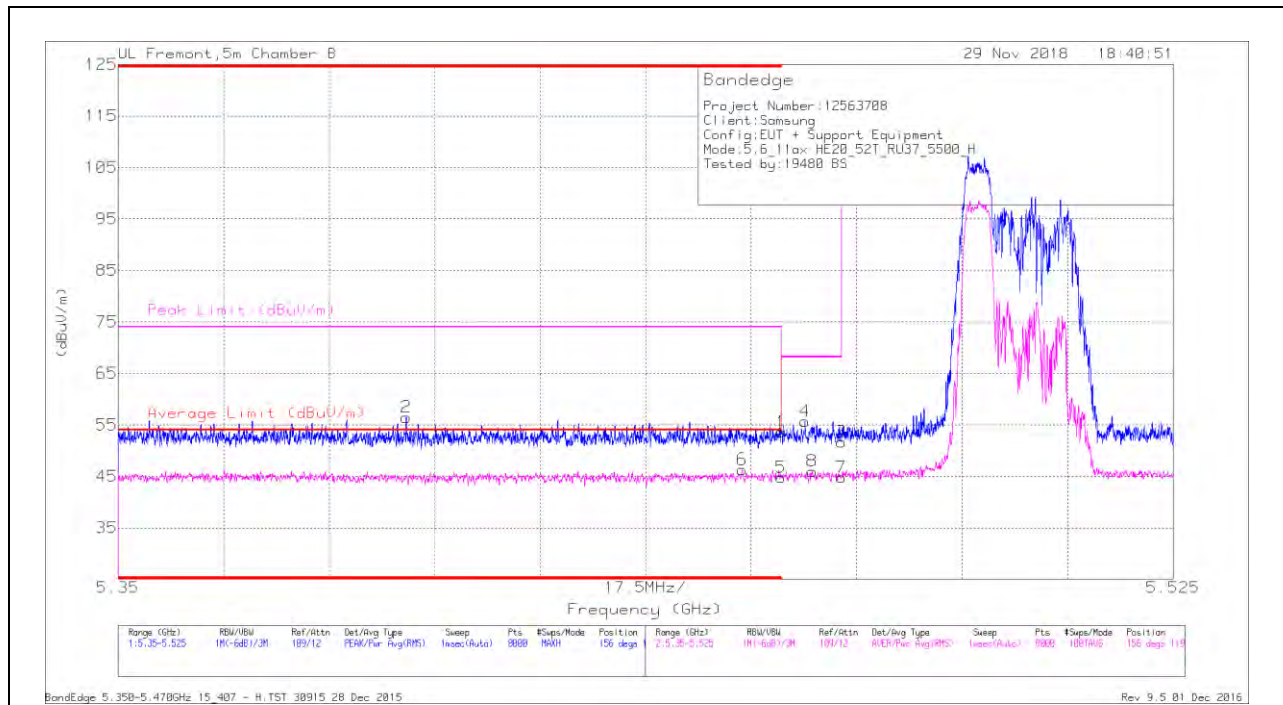
Marker	Frequency (GHz)	Meter Reading (dBuV)	Det	AFT863 (dB/m)	Amp/Cbl/Filtr/Pad (dB)	DC Corr (dB)	Corrected Reading (dBuV/m)	Peak Limit (dBuV/m)	PK Margin (dB)	Azimuth (Degs)	Height (cm)	Polarity
1	5.725	36.21	Pk	35.5	-18.9	0	52.81	68.2	-15.39	127	251	V
2	5.775	39.77	Pk	35.5	-18.8	0	56.47	68.2	-11.73	127	251	V

Pk - Peak detector

2TX Antenna 1 + Antenna 2 OFDMA MODE – 52-Tones, RU Index 37

BANDEDGE (LOW CHANNEL)

HORIZONTAL RESULT



Trace Markers

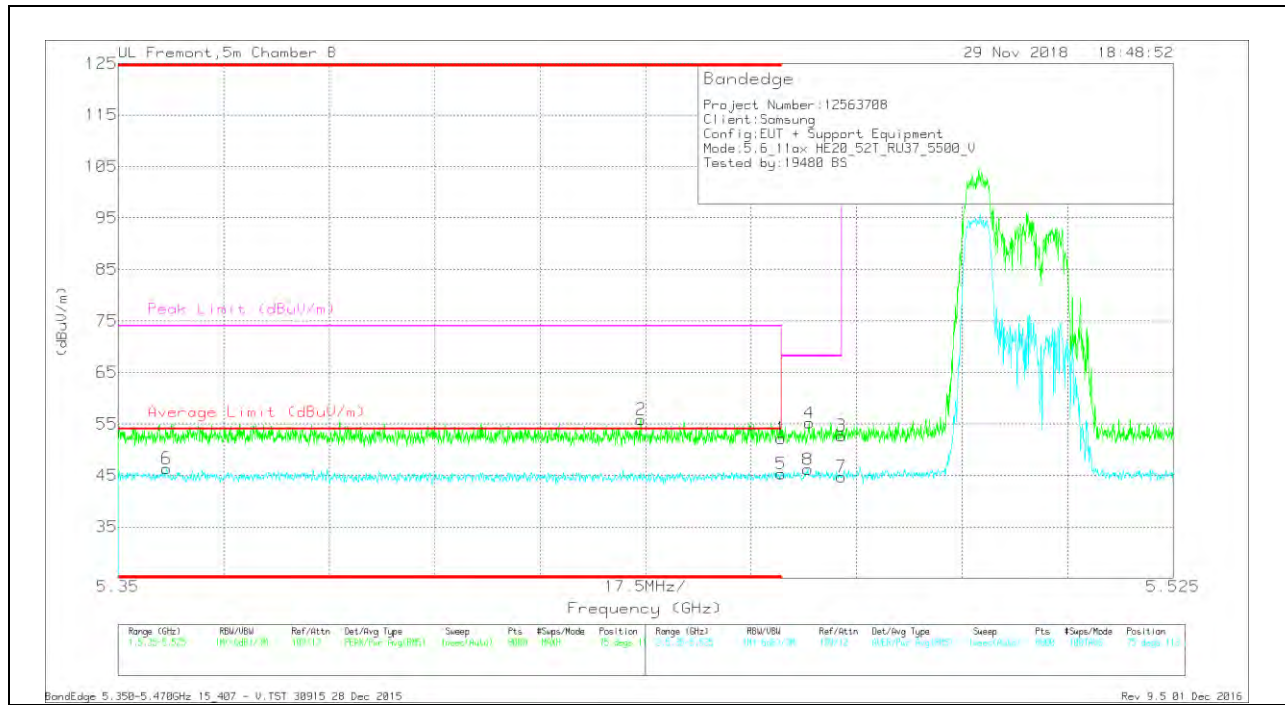
Marker	Frequency (GHz)	Meter Reading (dBuV)	Det	AF T863 (dB/m)	Amp/Cbl/Filtr/Pad (dB)	DC Corr (dB)	Corrected Reading (dBuV/m)	Average Limit (dBuV/m)	Margin (dB)	Peak Limit (dBuV/m)	PK Margin (dB)	Azimuth (Degs)	Height (cm)	Polarity
1	* 5.46	36.42	Pk	35.3	-18.1	0	53.62	-	-	74	-20.38	156	119	H
2	* 5.398	39.5	Pk	35.1	-18.1	0	56.5	-	-	74	-17.5	156	119	H
5	* 5.46	27.5	RMS	35.3	-18.1	.17	44.87	54	-9.13	-	-	156	119	H
6	* 5.454	29.08	RMS	35.3	-18.2	.17	46.35	54	-7.65	-	-	156	119	H
4	5.464	38.29	Pk	35.3	-17.9	0	55.69	-	-	68.2	-12.51	156	119	H
8	5.465	28.75	RMS	35.3	-18.2	.17	46.02	-	-	-	-	156	119	H
3	5.47	34.57	Pk	35.3	-18.2	0	51.67	-	-	68.2	-16.53	156	119	H
7	5.47	27.58	RMS	35.3	-18.2	.17	44.85	-	-	-	-	156	119	H

* - indicates frequency in CFR47 Pt 15 / IC RSS-Restricted Band

Pk - Peak detector

RMS - RMS detection

VERTICAL RESULT



Trace Markers

Marker	Frequency (GHz)	Meter Reading (dBuV)	Det	AFT863 (dB/m)	Amp/Cbi/Fitr/Pad (dB)	DC Corr (dB)	Corrected Reading (dBuV/m)	Average Limit (dBuV/m)	Margin (dB)	Peak Limit (dBuV/m)	PK Margin (dB)	Azimuth (Degs)	Height (cm)	Polarity
1	* 5.46	35.01	Pk	35.3	-18.1	0	52.21	-	-	74	-21.79	75	113	V
2	* 5.437	38.84	Pk	35.2	-18.2	0	55.84	-	-	74	-18.16	75	113	V
5	* 5.46	27.99	RMS	35.3	-18.1	.17	45.36	54	-8.64	-	-	75	113	V
6	* 5.358	29.27	RMS	35	-18.1	.17	46.34	54	-7.66	-	-	75	113	V
8	5.464	28.7	RMS	35.3	-18	.17	46.17	-	-	-	-	75	113	V
4	5.465	38.02	Pk	35.3	-18.1	0	55.22	-	-	68.2	-12.98	75	113	V
3	5.47	35.6	Pk	35.3	-18.2	0	52.7	-	-	68.2	-15.5	75	113	V
7	5.47	27.48	RMS	35.3	-18.2	.17	44.75	-	-	-	-	75	113	V

* - indicates frequency in CFR47 Pt 15 / IC RSS-Restricted Band

Pk - Peak detector

RMS - RMS detection