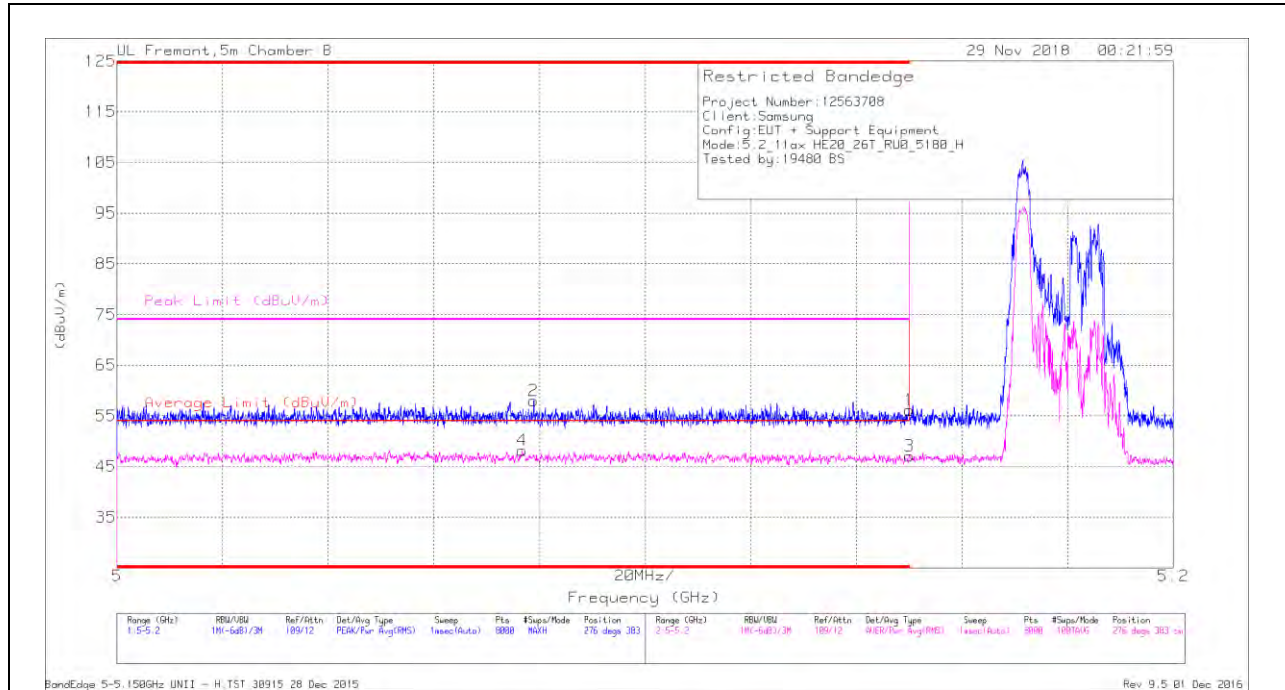


2TX Antenna 1 + Antenna 2 OFDMA MODE – 26-Tones, RU Index 0

BANDEDGE (LOW CHANNEL)

HORIZONTAL RESULT



Trace Markers

Marker	Frequency (GHz)	Meter Reading (dBuV)	Det	AF T863 (dB/m)	Amp/Cb/Fltr/Pad (dB)	DC Corr (dB)	Corrected Reading (dBuV/m)	Average Limit (dBuV/m)	Margin (dB)	Peak Limit (dBuV/m)	PK Margin (dB)	Azimuth (Degs)	Height (cm)	Polarity
1	* 5.15	38.61	Pk	34.6	-17.1	0	56.11	-	-	74	-17.89	276	383	H
2	* 5.079	40.41	Pk	34.5	-16.9	0	58.01	-	-	74	-15.99	276	383	H
3	* 5.15	29.52	RMS	34.6	-17.1	.12	47.14	54	-6.86	-	-	276	383	H
4	* 5.077	30.71	RMS	34.5	-17	.12	48.33	54	-5.67	-	-	276	383	H

* - indicates frequency in CFR47 Pt 15 / IC RSS-Restricted Band

Pk - Peak detector

RMS - RMS detection

VERTICAL RESULT



Trace Markers

Marker	Frequency (GHz)	Meter Reading (dBuV)	Det	AF T863 (dB/m)	Amp/Cbl/Filtr/Pad (dB)	DC Corr (dB)	Corrected Reading (dBuV/m)	Average Limit (dBuV/m)	Margin (dB)	Peak Limit (dBuV/m)	PK Margin (dB)	Azimuth (Degs)	Height (cm)	Polarity
1	* 5.15	38	Pk	34.6	-17.1	0	55.5	-	-	74	-18.5	218	214	V
2	* 5.037	40.48	Pk	34.6	-16.9	0	58.18	-	-	74	-15.82	218	214	V
3	* 5.15	29.13	RMS	34.6	-17.1	.12	46.75	54	-7.25	-	-	218	214	V
4	* 5.052	30.42	RMS	34.6	-16.8	.12	48.34	54	-5.66	-	-	218	214	V

* - indicates frequency in CFR47 Pt 15 / IC RSS-Restricted Band

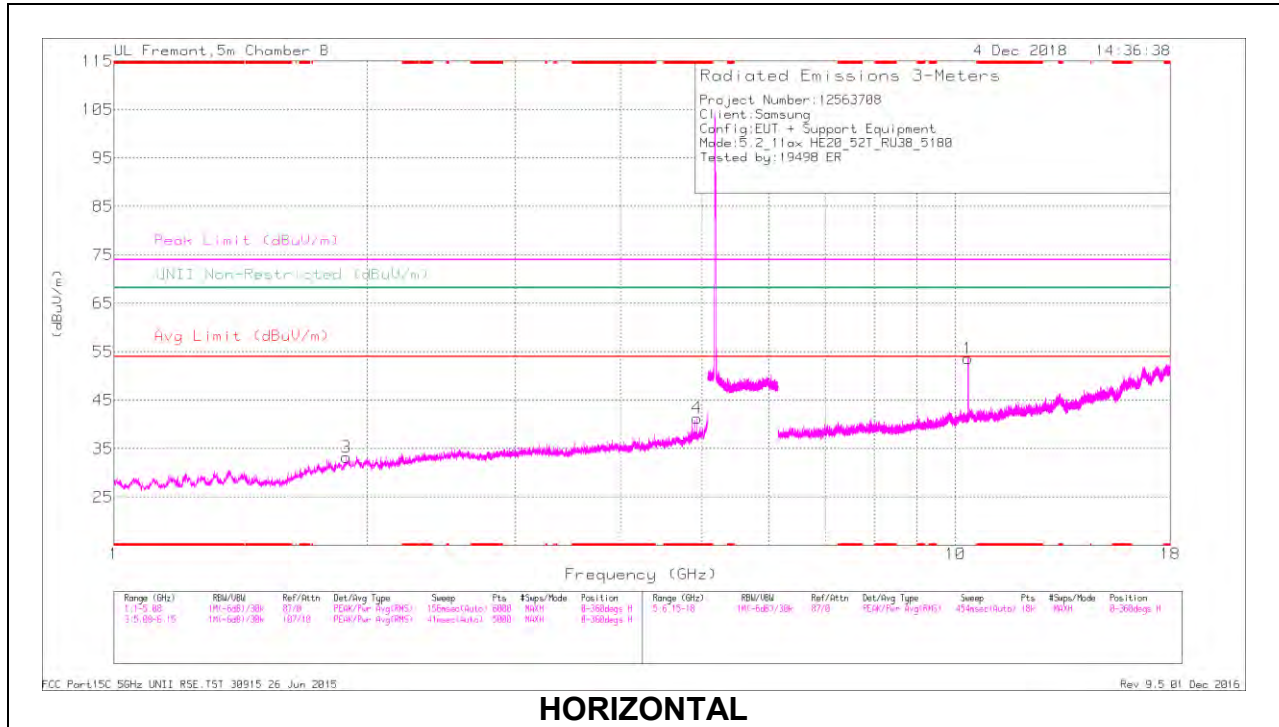
Pk - Peak detector

RMS - RMS detection

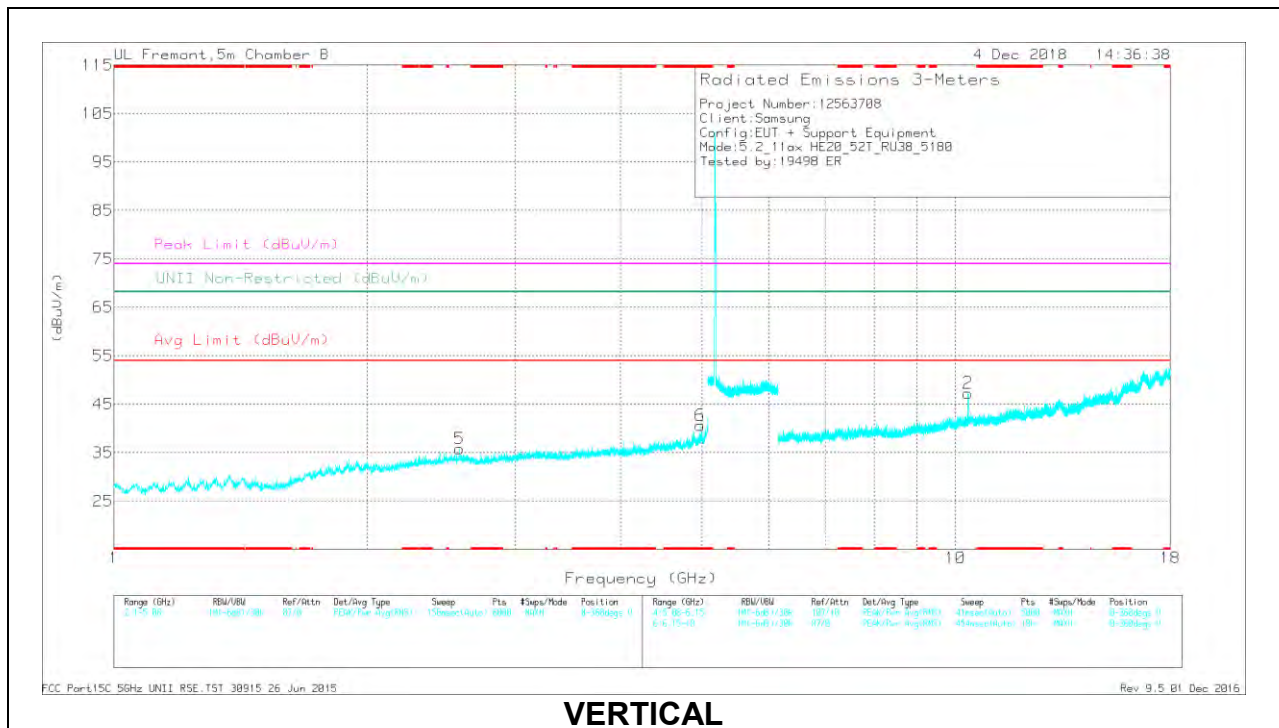
2TX Antenna 1 + Antenna 2 OFDMA MODE – 52-Tones, RU Index 38

HARMONICS AND SPURIOUS EMISSIONS

LOW CHANNEL RESULTS



HORIZONTAL



VERTICAL

RADIATED EMISSIONS

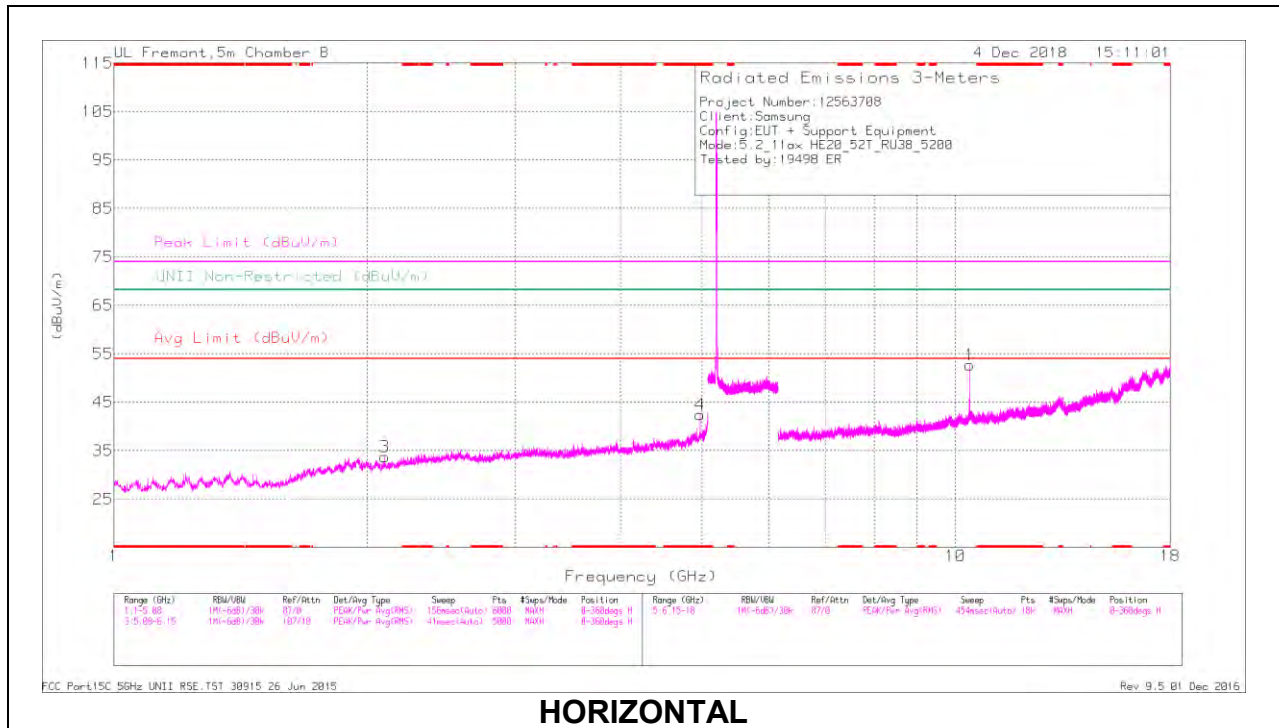
Marker	Frequency (GHz)	Meter Reading (dBuV)	Det	AF T863 (dB/m)	Amp/Cbl/Filtr/Pad (dB)	DC Corr (dB)	Corrected Reading (dBuV/m)	Avg Limit (dBuV/m)	Margin (dB)	Peak Limit (dBuV/m)	PK Margin (dB)	UNII Non-Restricted (dBuV/m)	PK Margin (dB)	Azimuth (Degs)	Height (cm)	Polarity
4	* 4.927	40.47	PK-U	34.4	-29	0	45.87	-	-	74	-28.13	-	-	247	113	H
	* 4.93	28.58	ADR	34.4	-29.1	.17	34.05	54	-19.95	-	-	-	-	247	113	H
6	* 4.971	38.43	PK-U	34.5	-28.5	0	44.43	-	-	74	-29.57	-	-	339	130	V
	* 4.97	27.23	ADR	34.5	-28.6	.17	33.3	54	-20.7	-	-	-	-	339	130	V
3	1.888	42.04	PK-U	31	-32.8	0	40.24	-	-	-	-	68.2	-27.96	111	228	H
5	2.574	40.47	PK-U	32.7	-31.7	0	41.47	-	-	-	-	68.2	-26.73	50	132	V
2	10.353	40.32	PK-U	37.8	-23	0	55.12	-	-	-	-	68.2	-13.08	149	160	V
1	10.356	43.92	PK-U	37.8	-22.9	0	58.82	-	-	-	-	68.2	-9.38	117	110	H

* - indicates frequency in CFR47 Pt 15 / IC RSS-Restricted Band

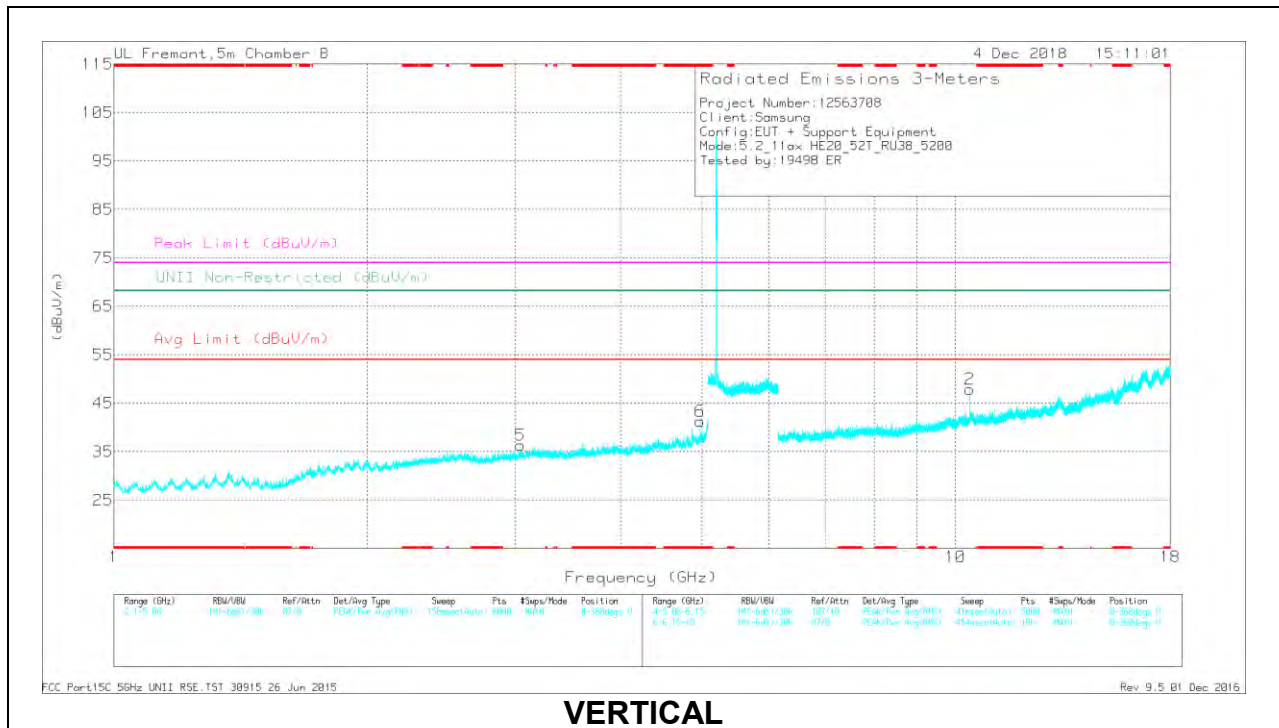
PK-U - U-NII: Maximum Peak

ADR - U-NII AD primary method, RMS average

MID CHANNEL RESULTS



HORIZONTAL



VERTICAL

RADIATED EMISSIONS

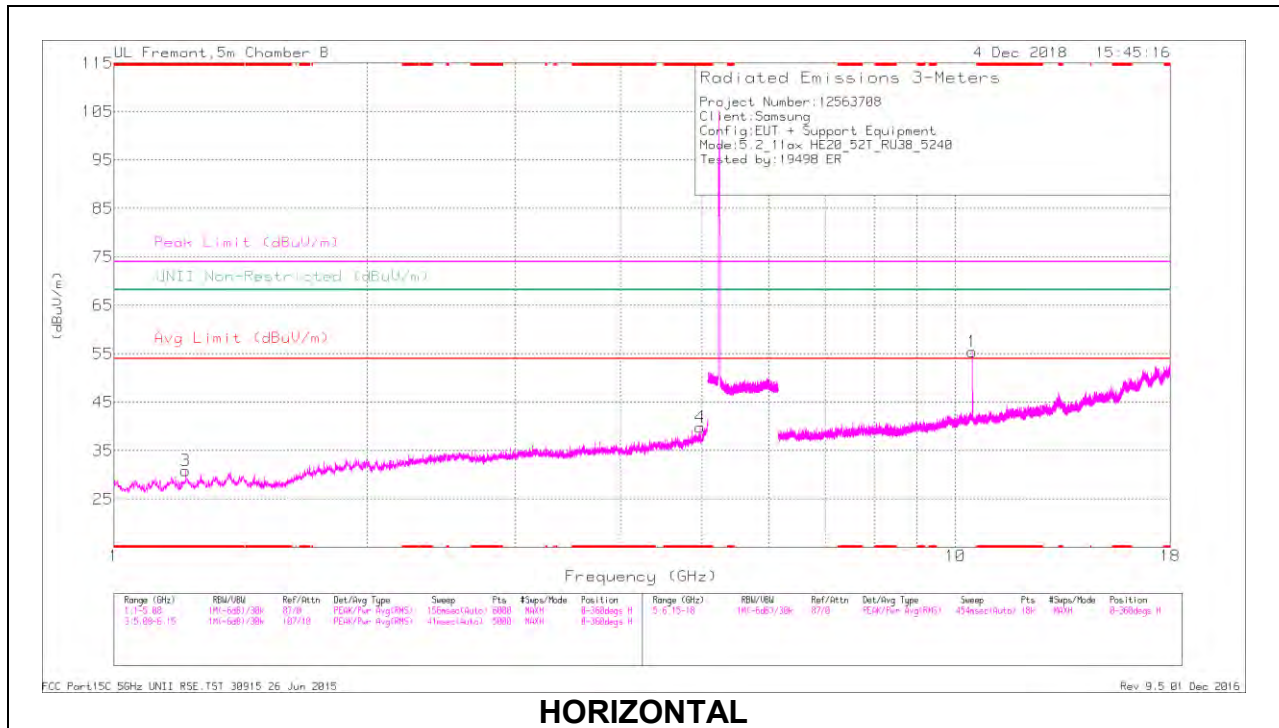
Marker	Frequency (GHz)	Meter Reading (dBuV)	Det	AF T863 (dB/m)	Amp/Cbl/Filtr/Pad (dB)	DC Corr (dB)	Corrected Reading (dBuV/m)	Avg Limit (dBuV/m)	Margin (dB)	Peak Limit (dBuV/m)	PK Margin (dB)	UNII Non-Restricted (dBuV/m)	PK Margin (dB)	Azimuth (Degs)	Height (cm)	Polarity
4	* 4.97	41.18	PK-U	34.5	-28.6	0	47.08	-	-	74	-26.92	-	-	161	169	H
	* 4.97	28.65	ADR	34.5	-28.6	.17	34.72	54	-19.28	-	-	-	-	161	169	H
6	* 4.97	41.56	PK-U	34.5	-28.6	0	47.46	-	-	74	-26.54	-	-	48	228	V
	* 4.97	27.92	ADR	34.5	-28.6	.17	33.99	54	-20.01	-	-	-	-	48	228	V
3	2.099	41.46	PK-U	31.1	-33.1	0	39.46	-	-	-	-	68.2	-28.74	239	186	H
5	3.039	40.02	PK-U	32.9	-31.4	0	41.52	-	-	-	-	68.2	-26.68	174	143	V
1	10.394	45.52	PK-U	37.9	-22.2	0	61.22	-	-	-	-	68.2	-6.98	132	103	H
2	10.394	39.66	PK-U	37.9	-22.2	0	55.36	-	-	-	-	68.2	-12.84	69	104	V

* - indicates frequency in CFR47 Pt 15 / IC RSS-Restricted Band

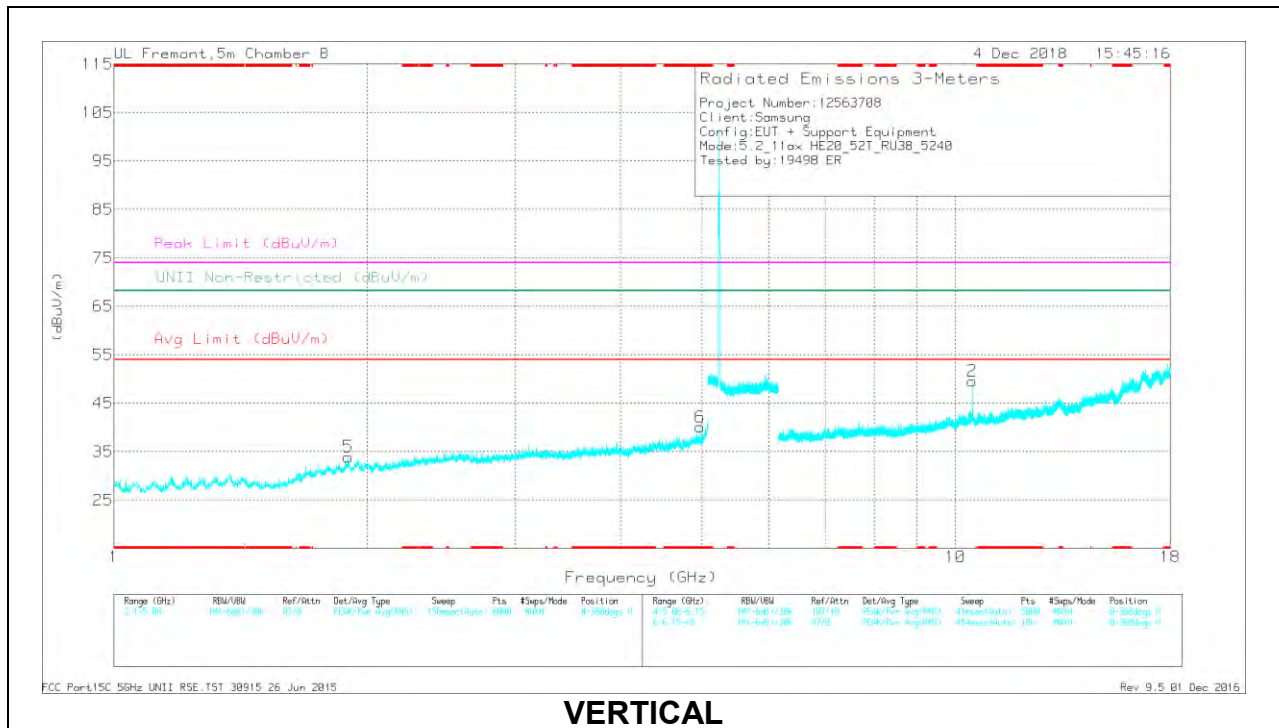
PK-U - U-NII: Maximum Peak

ADR - U-NII AD primary method, RMS average

HIGH CHANNEL RESULTS



HORIZONTAL



VERTICAL

RADIATED EMISSIONS

Marker	Frequency (GHz)	Meter Reading (dBuV)	Det	AF T863 (dB/m)	Amp/Cbl/Filtr/Pad (dB)	DC Corr (dB)	Corrected Reading (dBuV/m)	Avg Limit (dBuV/m)	Margin (dB)	Peak Limit (dBuV/m)	PK Margin (dB)	UNII Non-Restricted (dBuV/m)	PK Margin (dB)	Azimuth (Degs)	Height (cm)	Polarity
4	* 4.97	40.02	PK-U	34.5	-28.6	0	45.92	-	-	74	-28.08	-	-	60	104	H
	* 4.97	27.45	ADR	34.5	-28.6	.17	33.52	54	-20.48	-	-	-	-	60	104	H
3	* 1.217	41.84	PK-U	28.2	-34.2	0	35.84	-	-	74	-38.16	-	-	152	260	H
	* 1.216	30.53	ADR	28.2	-34.2	.17	24.7	54	-29.3	-	-	-	-	152	260	H
6	* 4.969	38.44	PK-U	34.5	-28.6	0	44.34	-	-	74	-29.66	-	-	4	133	V
	* 4.969	27.32	ADR	34.5	-28.6	.17	33.39	54	-20.61	-	-	-	-	4	133	V
5	1.899	41.34	PK-U	31.1	-32.8	0	39.64	-	-	-	-	68.2	-28.56	79	204	V
1	10.474	45.68	PK-U	37.8	-22.2	0	61.28	-	-	-	-	68.2	-6.92	125	118	H
2	10.476	42.26	PK-U	37.8	-22.2	0	57.86	-	-	-	-	68.2	-10.34	155	238	V

* - indicates frequency in CFR47 Pt 15 / IC RSS-Restricted Band

PK-U - U-NII: Maximum Peak

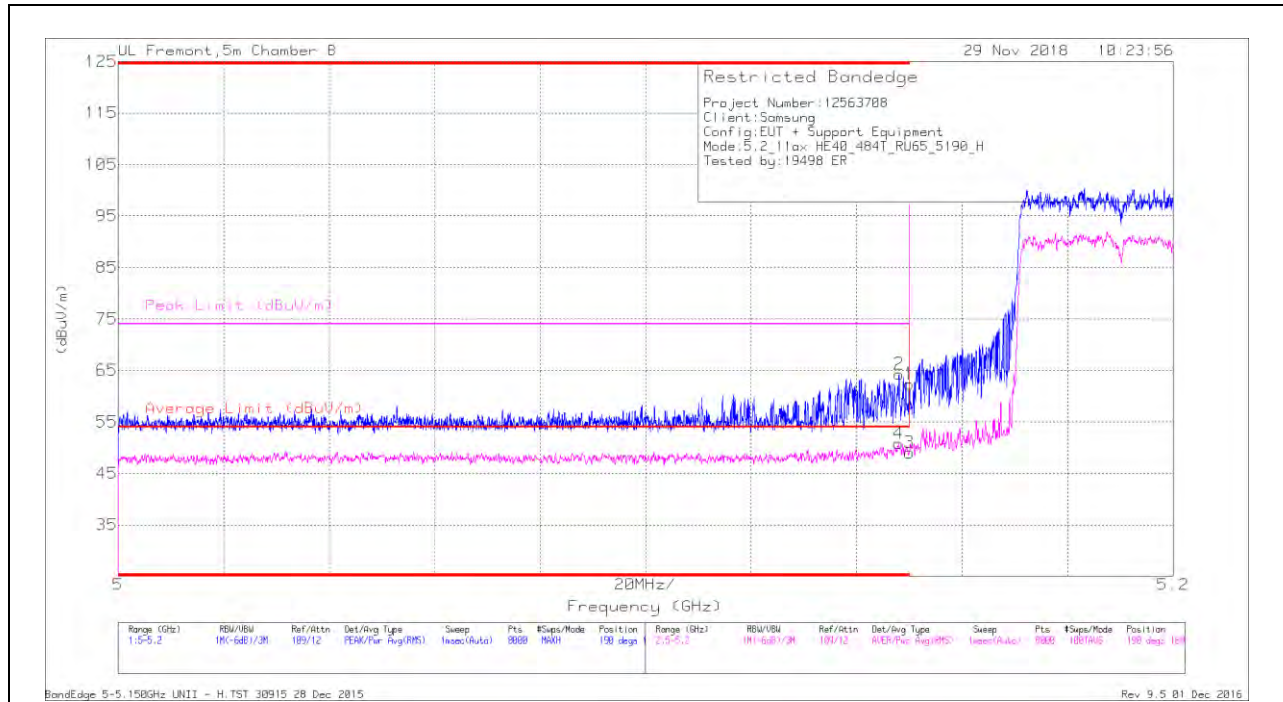
ADR - U-NII AD primary method, RMS average

9.1.6. TX ABOVE 1 GHz 802.11ax HE40 MODE IN THE 5.2 GHz BAND

2TX Antenna 1 + Antenna 2 OFDMA MODE – 484-Tones, RU Index 65

BANDEDGE (LOW CHANNEL)

HORIZONTAL RESULT



Trace Markers

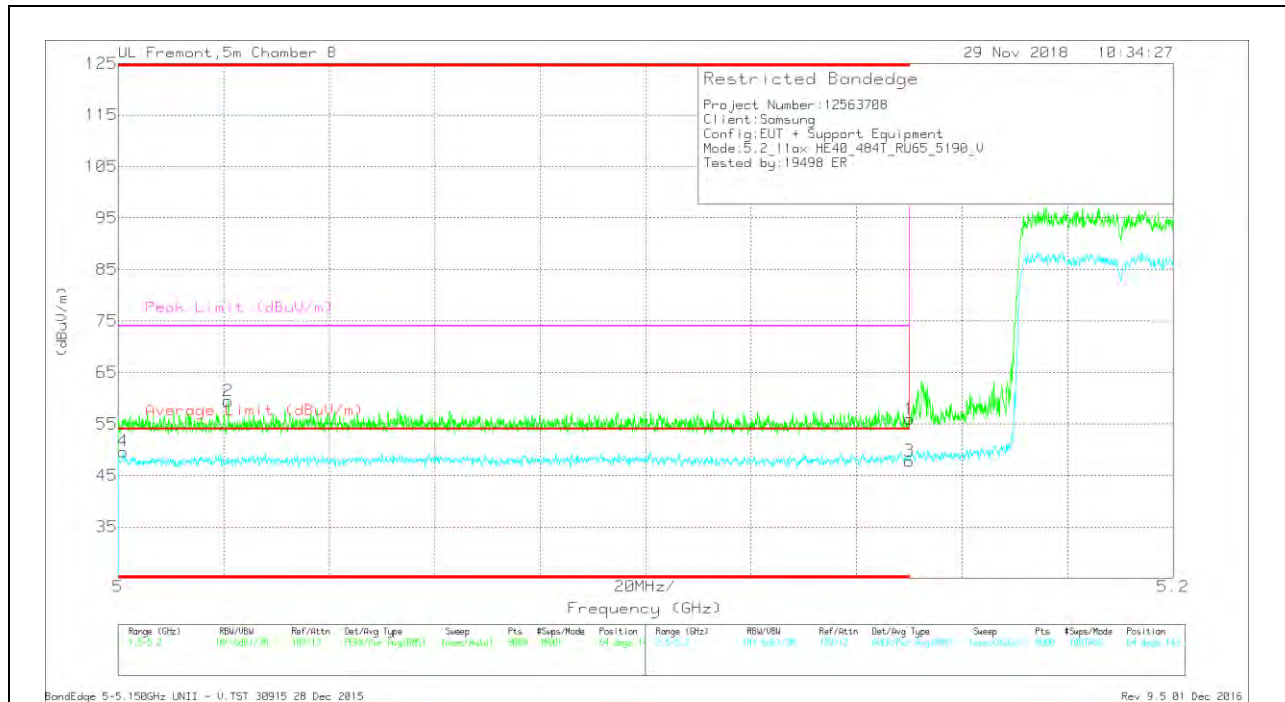
Marker	Frequency (GHz)	Meter Reading (dBuV)	Det	AF T863 (dB/m)	Amp/Cbl/Filtr/Pad (dB)	DC Corr (dB)	Corrected Reading (dBuV/m)	Average Limit (dBuV/m)	Margin (dB)	Peak Limit (dBuV/m)	PK Margin (dB)	Azimuth (Degs)	Height (cm)	Polarity
2	* 5.148	46.69	Pk	34.6	-17	0	64.29	-	-	74	-9.71	190	168	H
4	* 5.148	32.09	RMS	34.6	-17	1.13	50.82	54	-3.18	-	-	190	168	H
1	* 5.15	44.84	Pk	34.6	-17.1	0	62.34	-	-	74	-11.66	190	168	H
3	* 5.15	30.45	RMS	34.6	-17.1	1.13	49.08	54	-4.92	-	-	190	168	H

* - indicates frequency in CFR47 Pt 15 / IC RSS-Restricted Band

Pk - Peak detector

RMS - RMS detection

VERTICAL RESULT



Trace Markers

Marker	Frequency (GHz)	Meter Reading (dBuV)	Det	AFT863 (dB/m)	Amp/Cbi/Fitr/Pad (dB)	DC Corr (dB)	Corrected Reading (dBuV/m)	Average Limit (dBuV/m)	Margin (dB)	Peak Limit (dBuV/m)	PK Margin (dB)	Azimuth (Degs)	Height (cm)	Polarity
4	* 5.001	30.64	RMS	34.6	-16.7	1.13	49.67	54	-4.33	-	-	64	143	V
2	* 5.021	41.74	Pk	34.6	-16.9	0	59.44	-	-	74	-14.56	64	143	V
1	* 5.15	38.44	Pk	34.6	-17.1	0	55.94	-	-	74	-18.06	64	143	V
3	* 5.15	29.19	RMS	34.6	-17.1	1.13	47.82	54	-6.18	-	-	64	143	V

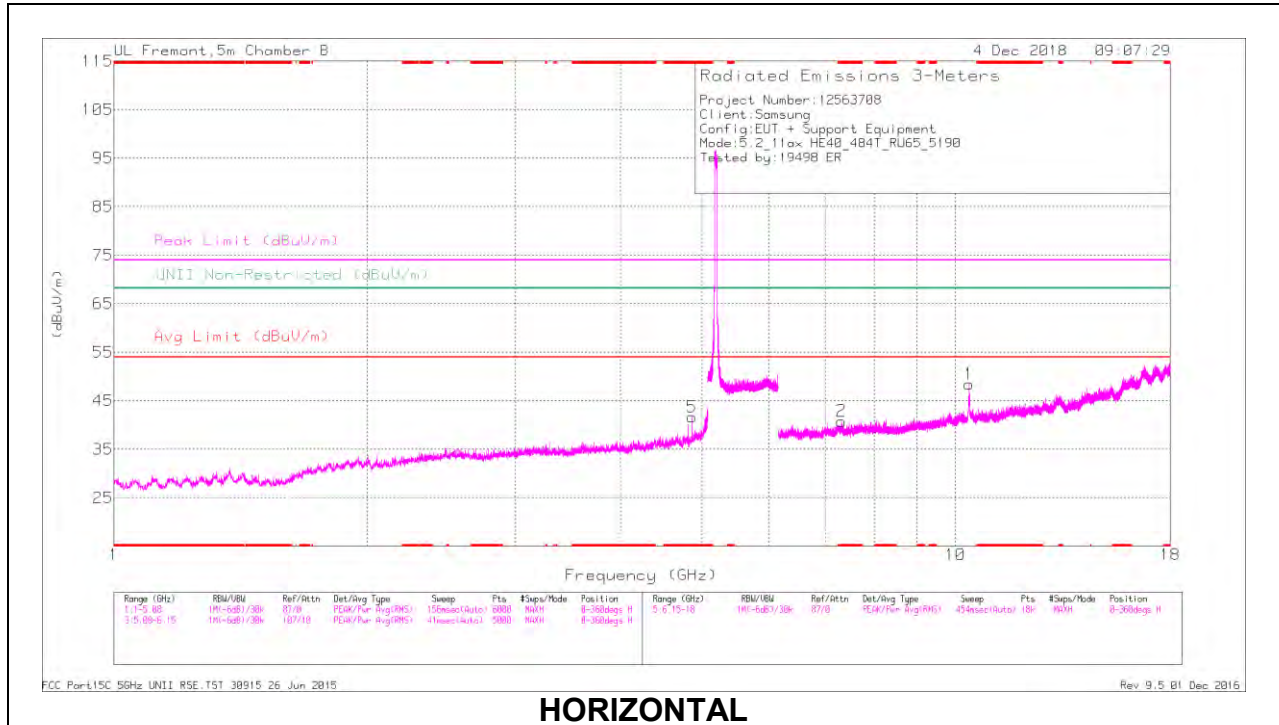
* - indicates frequency in CFR47 Pt 15 / IC RSS-Restricted Band

Pk - Peak detector

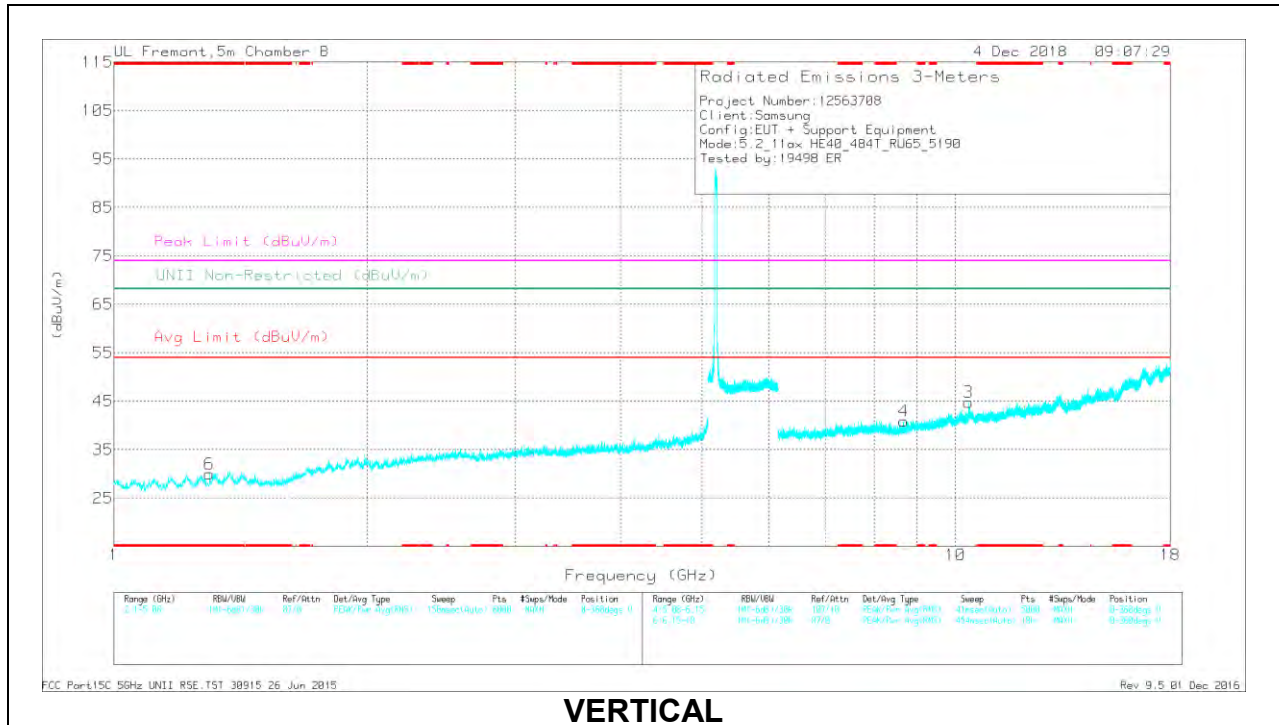
RMS - RMS detection

HARMONICS AND SPURIOUS EMISSIONS

LOW CHANNEL RESULTS



HORIZONTAL



VERTICAL

RADIATED EMISSIONS

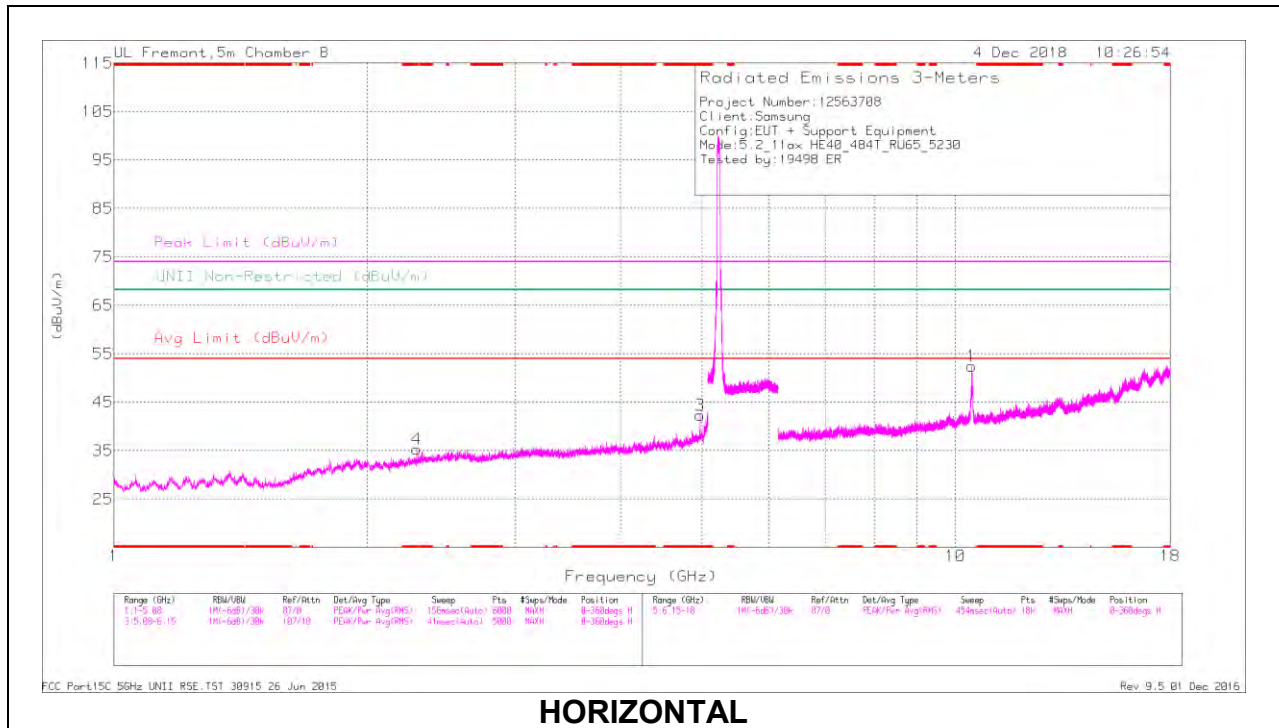
Marker	Frequency (GHz)	Meter Reading (dBuV)	Det	AF T863 (dB/m)	Amp/Cbl/Filtr/Pad (dB)	DC Corr (dB)	Corrected Reading (dBuV/m)	Avg Limit (dBuV/m)	Margin (dB)	Peak Limit (dBuV/m)	PK Margin (dB)	UNII Non-Restricted (dBuV/m)	PK Margin (dB)	Azimuth (Degs)	Height (cm)	Polarity
5	* 4.862	39.44	PK-U	34.2	-29.3	0	44.34	-	-	74	-29.66	-	-	98	106	H
	* 4.862	27.82	ADR	34.2	-29.3	1.13	33.85	54	-20.15	-	-	-	-	98	106	H
6	* 1.3	41.22	PK-U	28.4	-34.1	0	35.52	-	-	74	-38.48	-	-	287	400	V
	* 1.3	29.08	ADR	28.4	-34.1	1.13	24.51	54	-29.49	-	-	-	-	287	400	V
2	* 7.328	36.85	PK-U	36	-26.3	0	46.55	-	-	74	-27.45	-	-	50	277	H
	* 7.328	24.9	ADR	36	-26.3	1.13	35.73	54	-18.27	-	-	-	-	50	277	H
4	8.676	35.35	PK-U	36.3	-25.6	0	46.05	-	-	-	-	68.2	-22.15	203	153	V
3	10.377	34.75	PK-U	37.8	-22.5	0	50.05	-	-	-	-	68.2	-18.15	141	189	V
1	10.379	37.95	PK-U	37.8	-22.4	0	53.35	-	-	-	-	68.2	-14.85	143	103	H

* - indicates frequency in CFR47 Pt 15 / IC RSS-Restricted Band

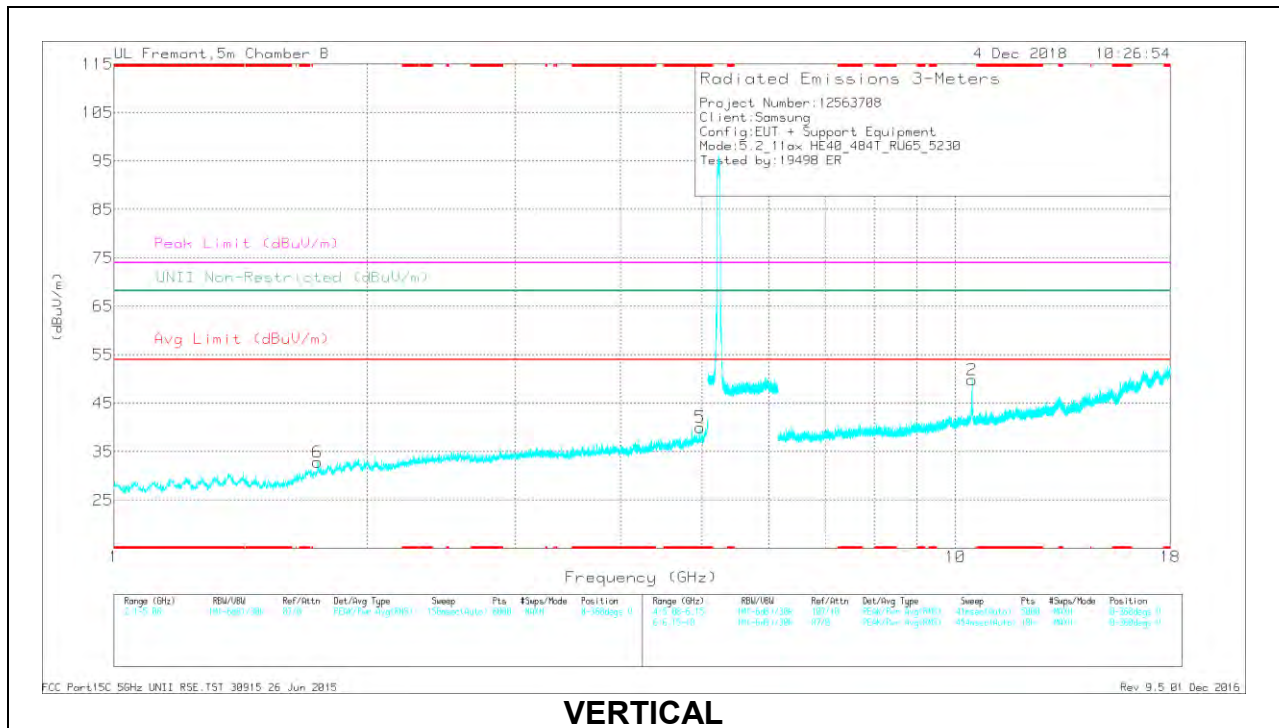
PK-U - U-NII: Maximum Peak

ADR - U-NII AD primary method, RMS average

HIGH CHANNEL RESULTS



HORIZONTAL



VERTICAL

RADIATED EMISSIONS

Marker	Frequency (GHz)	Meter Reading (dBuV)	Det	AF T863 (dB/m)	Amp/Cbl/Filtr/Pad (dB)	DC Corr (dB)	Corrected Reading (dBuV/m)	Avg Limit (dBuV/m)	Margin (dB)	Peak Limit (dBuV/m)	PK Margin (dB)	UNII Non-Restricted (dBuV/m)	PK Margin (dB)	Azimuth (Degs)	Height (cm)	Polarity
3	* 4.97	39.69	PK-U	34.5	-28.6	0	45.59	-	-	74	-28.41	-	-	307	104	H
	* 4.97	27.32	ADR	34.5	-28.6	1.13	34.35	54	-19.65	-	-	-	-	307	104	H
4	* 2.291	40.42	PK-U	31.9	-32.3	0	40.02	-	-	74	-33.98	-	-	144	234	H
	* 2.291	28.83	ADR	31.9	-32.3	1.13	29.56	54	-24.44	-	-	-	-	144	234	H
5	* 4.97	40.12	PK-U	34.5	-28.6	0	46.02	-	-	74	-27.98	-	-	77	282	V
	* 4.97	27.34	ADR	34.5	-28.6	1.13	34.37	54	-19.63	-	-	-	-	77	282	V
6	1.745	41.57	PK-U	30.1	-33.1	0	38.57	-	-	-	-	68.2	-29.63	189	153	V
1	10.459	40.81	PK-U	37.8	-22	0	56.61	-	-	-	-	68.2	-11.59	149	102	H
2	10.461	36.39	PK-U	37.8	-22	0	52.19	-	-	-	-	68.2	-16.01	155	211	V

* - indicates frequency in CFR47 Pt 15 / IC RSS-Restricted Band

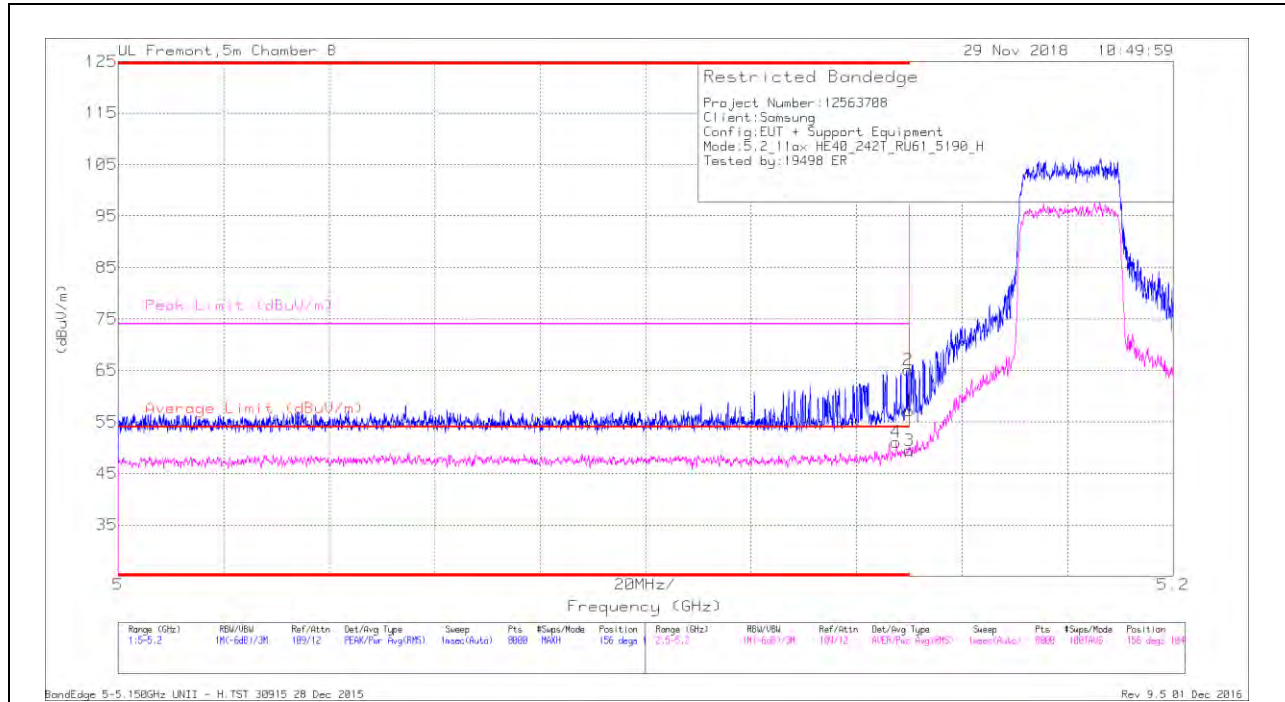
PK-U - U-NII: Maximum Peak

ADR - U-NII AD primary method, RMS average

2TX Antenna 1 + Antenna 2 OFDMA MODE – 242-Tones, RU Index 61

BANDEDGE (LOW CHANNEL)

HORIZONTAL RESULT



Trace Markers

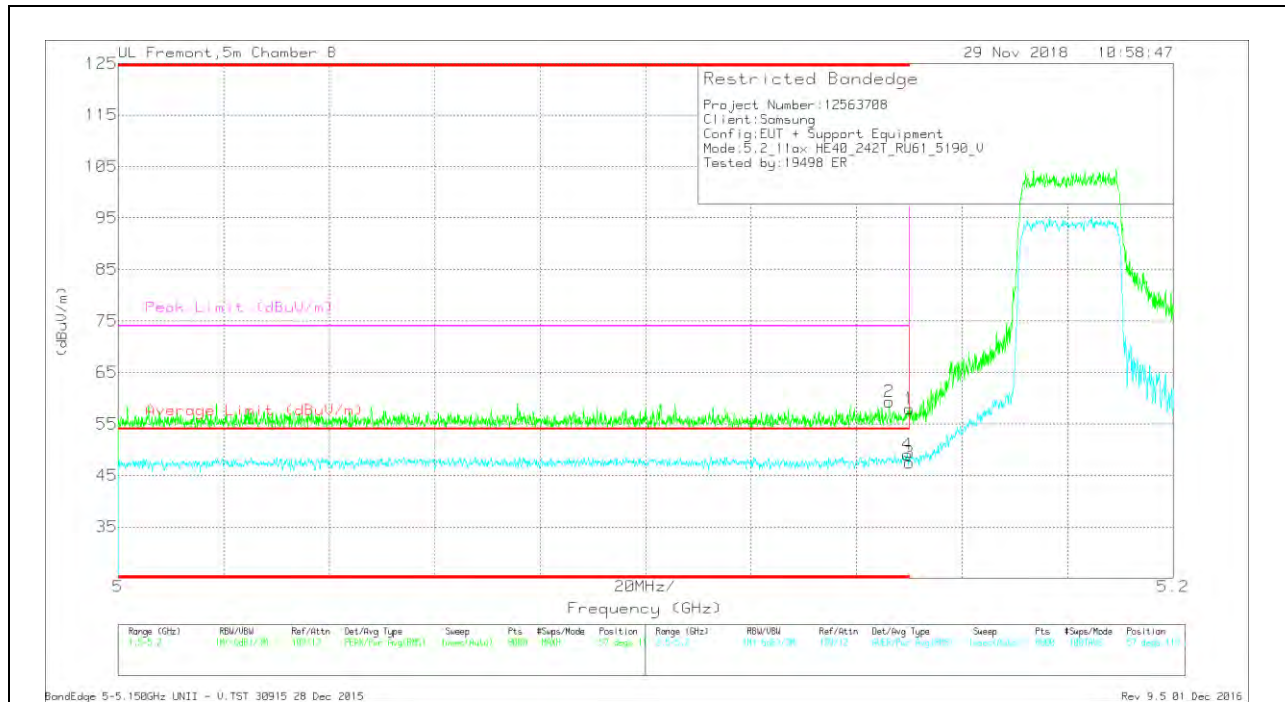
Marker	Frequency (GHz)	Meter Reading (dBuV)	Det	AF T863 (dB/m)	Amp/Cbl/Filtr/Pad (dB)	DC Corr (dB)	Corrected Reading (dBuV/m)	Average Limit (dBuV/m)	Margin (dB)	Peak Limit (dBuV/m)	PK Margin (dB)	Azimuth (Degs)	Height (cm)	Polarity
4	* 5.147	33.03	RMS	34.6	-17.2	.68	51.11	54	-2.89	-	-	156	104	H
1	* 5.15	39.69	Pk	34.6	-17.1	0	57.19	-	-	74	-16.81	156	104	H
2	* 5.15	47.68	Pk	34.6	-17.2	0	65.08	-	-	74	-8.92	156	104	H
3	* 5.15	31.32	RMS	34.6	-17.1	.68	49.5	54	-4.5	-	-	156	104	H

* - indicates frequency in CFR47 Pt 15 / IC RSS-Restricted Band

Pk - Peak detector

RMS - RMS detection

VERTICAL RESULT



Trace Markers

Marker	Frequency (GHz)	Meter Reading (dBuV)	Det	AFT863 (dB/m)	Amp/Cbi/Fitr/Pad (dB)	DC Corr (dB)	Corrected Reading (dBuV/m)	Average Limit (dBuV/m)	Margin (dB)	Peak Limit (dBuV/m)	PK Margin (dB)	Azimuth (Degs)	Height (cm)	Polarity
2	* 5.146	41.83	Pk	34.6	-17.1	0	59.33	-	-	74	-14.67	57	119	V
1	* 5.15	40.46	Pk	34.6	-17.1	0	57.96	-	-	74	-16.04	57	119	V
3	* 5.15	29.31	RMS	34.6	-17.1	.68	47.49	54	-6.51	-	-	57	119	V
4	* 5.15	31.01	RMS	34.6	-17.2	.68	49.09	54	-4.91	-	-	57	119	V

* - indicates frequency in CFR47 Pt 15 / IC RSS-Restricted Band

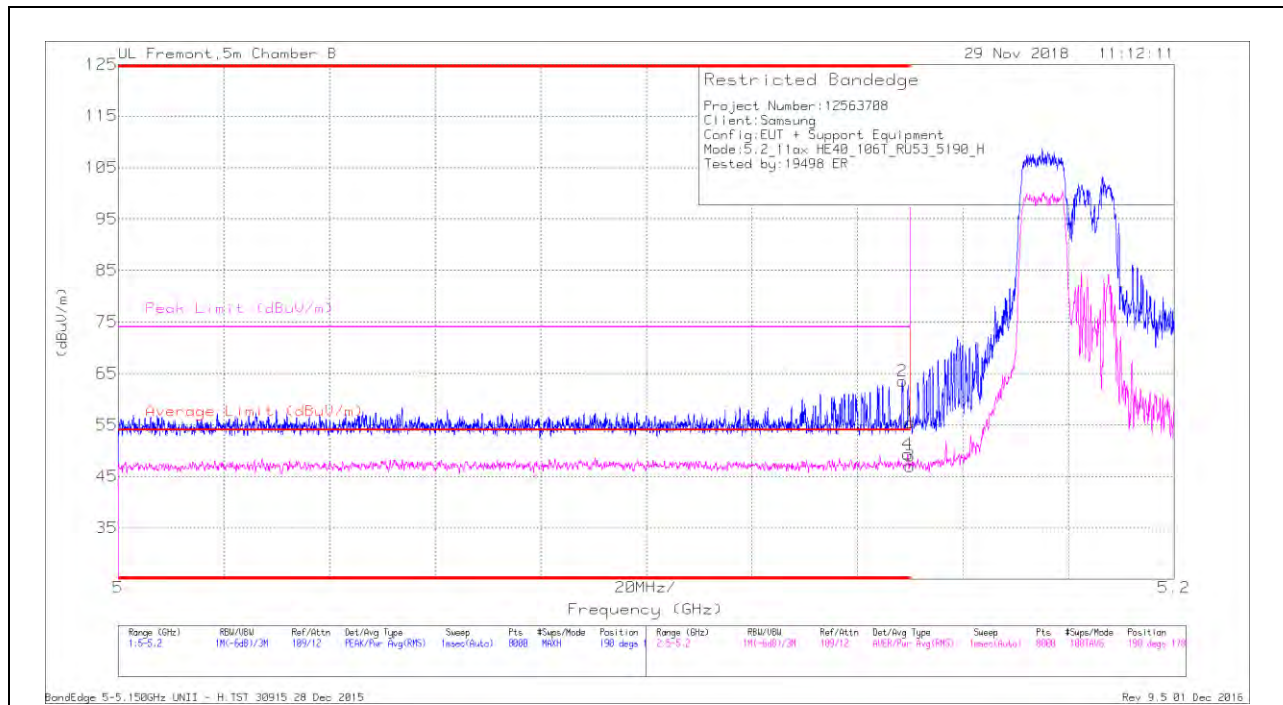
Pk - Peak detector

RMS - RMS detection

2TX Antenna 1 + Antenna 2 OFDMA MODE – 106-Tones, RU Index 53

BANDEDGE (LOW CHANNEL)

HORIZONTAL RESULT



Trace Markers

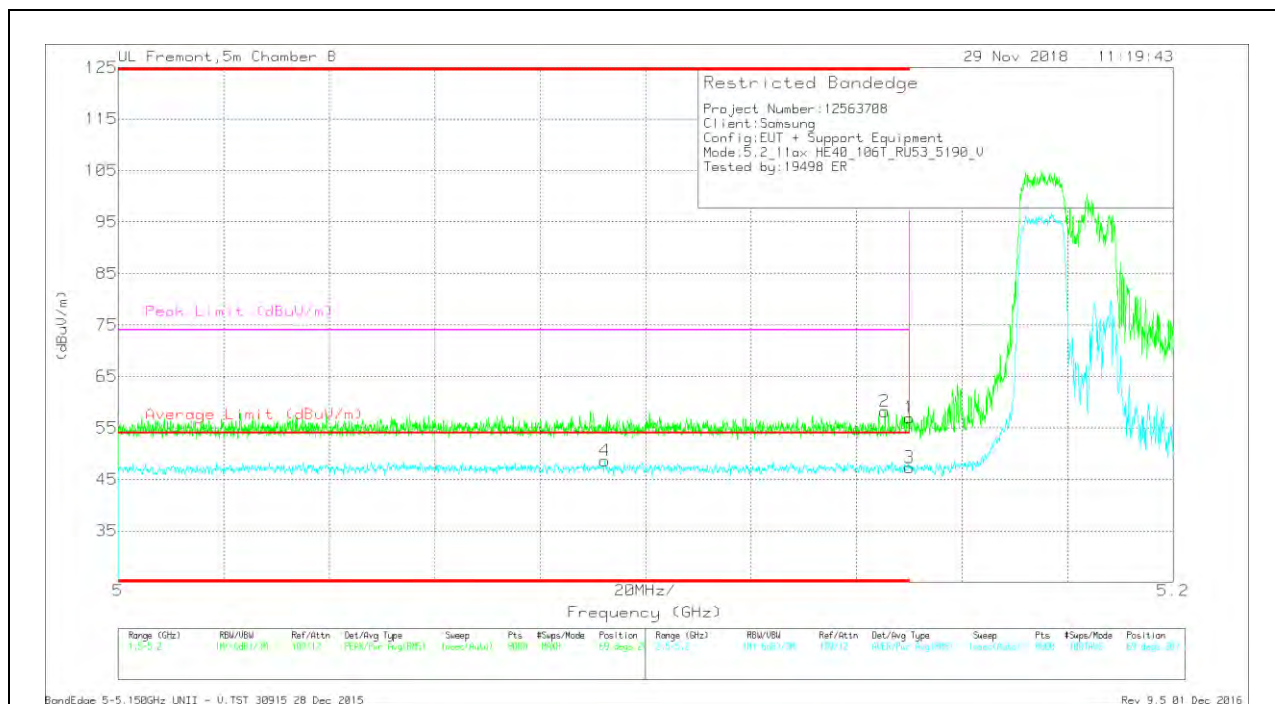
Marker	Frequency (GHz)	Meter Reading (dBuV)	Det	AF T863 (dB/m)	Amp/Cbl/Filtr/Pad (dB)	DC Corr (dB)	Corrected Reading (dBuV/m)	Average Limit (dBuV/m)	Margin (dB)	Peak Limit (dBuV/m)	PK Margin (dB)	Azimuth (Degs)	Height (cm)	Polarity
2	* 5.149	46.09	Pk	34.6	-17.2	0	63.49	-	-	74	-10.51	190	178	H
1	* 5.15	37.94	Pk	34.6	-17.1	0	55.44	-	-	74	-18.56	190	178	H
3	* 5.15	29.16	RMS	34.6	-17.1	.49	47.15	54	-6.85	-	-	190	178	H
4	* 5.15	31.63	RMS	34.6	-17.2	.49	49.52	54	-4.48	-	-	190	178	H

* - indicates frequency in CFR47 Pt 15 / IC RSS-Restricted Band

Pk - Peak detector

RMS - RMS detection

VERTICAL RESULT



Trace Markers

Marker	Frequency (GHz)	Meter Reading (dBuV)	Det	AFT863 (dB/m)	Amp/Cbi/Fitr/Pad (dB)	DC Corr (dB)	Corrected Reading (dBuV/m)	Average Limit (dBuV/m)	Margin (dB)	Peak Limit (dBuV/m)	PK Margin (dB)	Azimuth (Degs)	Height (cm)	Polarity
4	* 5.092	30.83	RMS	34.5	-17	.49	48.82	54	-5.18	-	-	69	207	V
2	* 5.145	40.82	Pk	34.6	-17.2	0	58.22	-	-	74	-15.78	69	207	V
1	* 5.15	39.47	Pk	34.6	-17.1	0	56.97	-	-	74	-17.03	69	207	V
3	* 5.15	29.47	RMS	34.6	-17.1	.49	47.46	54	-6.54	-	-	69	207	V

* - indicates frequency in CFR47 Pt 15 / IC RSS-Restricted Band

Pk - Peak detector

RMS - RMS detection

2TX Antenna 1 + Antenna 2 OFDMA MODE – 52-Tones, RU Index 37

BANDEDGE (LOW CHANNEL)

HORIZONTAL RESULT



Trace Markers

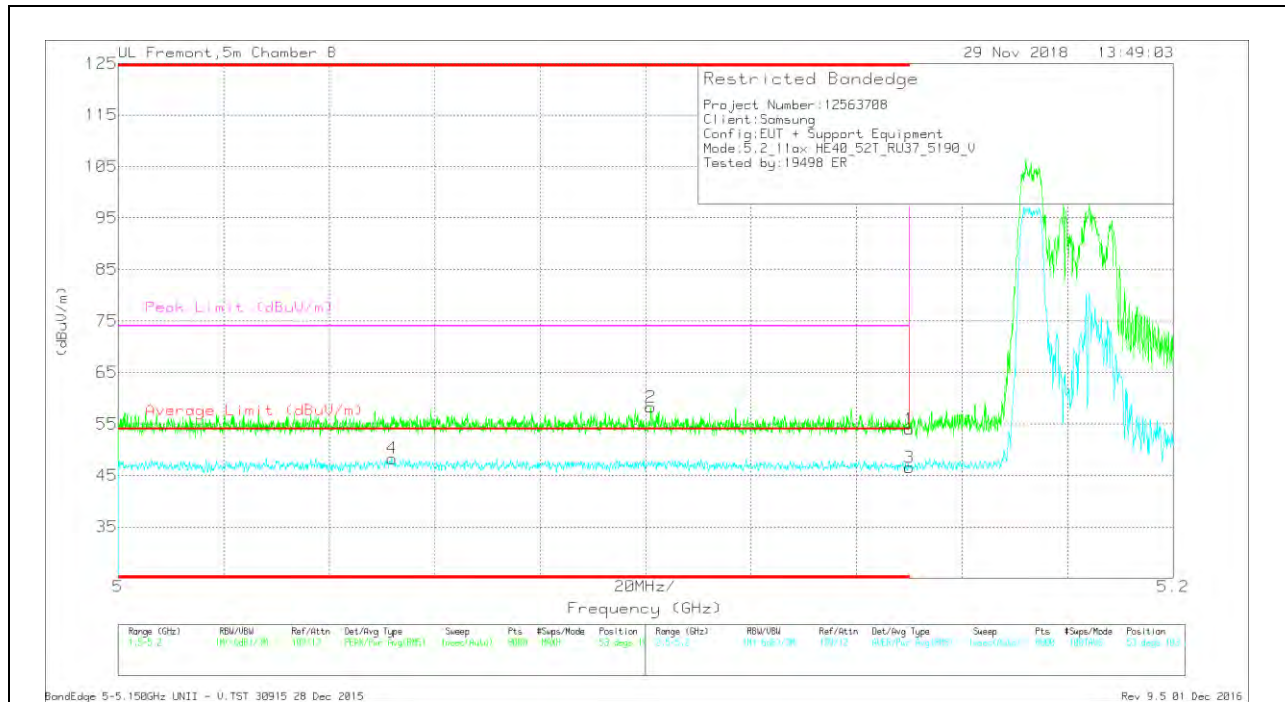
Marker	Frequency (GHz)	Meter Reading (dBuV)	Det	AF T863 (dB/m)	Amp/Cbl/Filtr/Pad (dB)	DC Corr (dB)	Corrected Reading (dBuV/m)	Average Limit (dBuV/m)	Margin (dB)	Peak Limit (dBuV/m)	PK Margin (dB)	Azimuth (Degs)	Height (cm)	Polarity
4	* 5.106	30.9	RMS	34.5	-17	.21	48.61	54	-5.39	-	-	95	119	H
2	* 5.133	40.51	Pk	34.6	-17.2	0	57.91	-	-	74	-16.09	95	119	H
1	* 5.15	36.52	Pk	34.6	-17.1	0	54.02	-	-	74	-19.98	95	119	H
3	* 5.15	30.19	RMS	34.6	-17.1	.21	47.9	54	-6.1	-	-	95	119	H

* - indicates frequency in CFR47 Pt 15 / IC RSS-Restricted Band

Pk - Peak detector

RMS - RMS detection

VERTICAL RESULT



Trace Markers

Marker	Frequency (GHz)	Meter Reading (dBuV)	Det	AFT863 (dB/m)	Amp/Cbi/Fitr/Pad (dB)	DC Corr (dB)	Corrected Reading (dBuV/m)	Average Limit (dBuV/m)	Margin (dB)	Peak Limit (dBuV/m)	PK Margin (dB)	Azimuth (Degs)	Height (cm)	Polarity
4	* 5.052	30.24	RMS	34.6	-16.7	.21	48.35	54	-5.65	-	-	53	103	V
2	* 5.101	40.68	Pk	34.5	-16.9	0	58.28	-	-	74	-15.72	53	103	V
1	* 5.15	36.49	Pk	34.6	-17.1	0	53.99	-	-	74	-20.01	53	103	V
3	* 5.15	28.87	RMS	34.6	-17.1	.21	46.58	54	-7.42	-	-	53	103	V

* - indicates frequency in CFR47 Pt 15 / IC RSS-Restricted Band

Pk - Peak detector

RMS - RMS detection

2TX Antenna 1 + Antenna 2 OFDMA MODE – 26-Tones, RU Index 1

BANDEDGE (LOW CHANNEL)

HORIZONTAL RESULT



Trace Markers

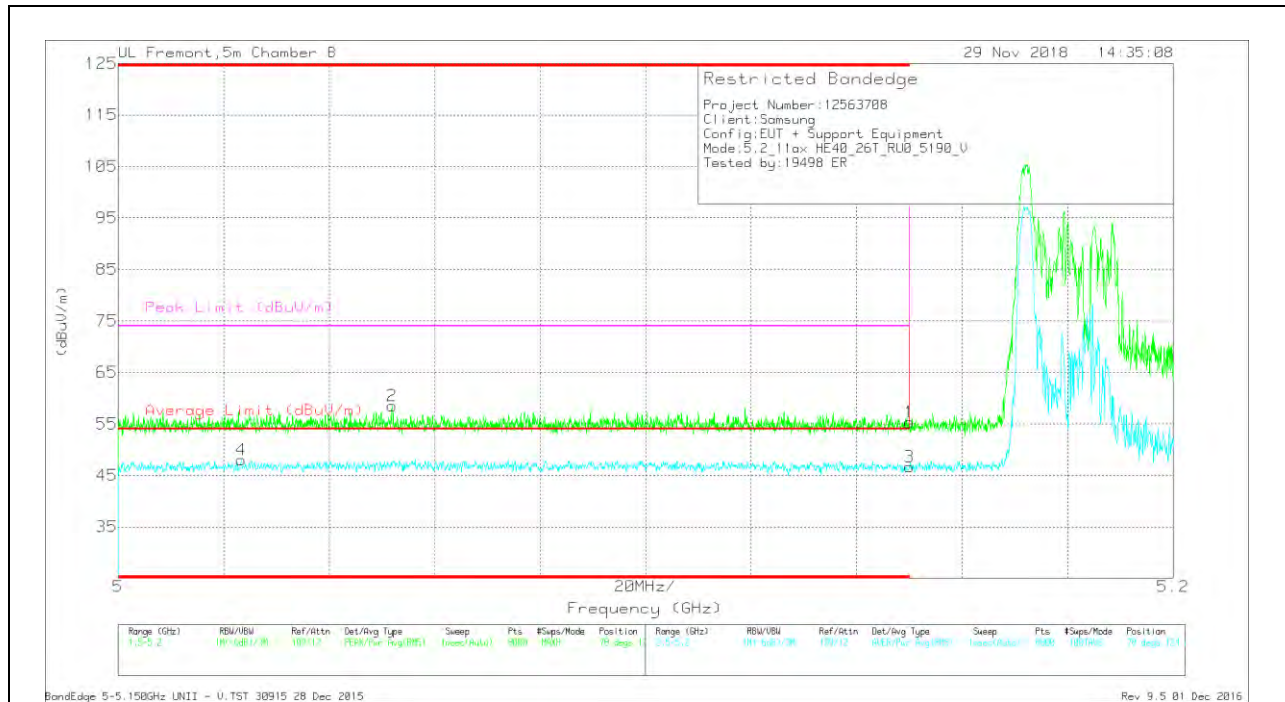
Marker	Frequency (GHz)	Meter Reading (dBuV)	Det	AF T863 (dB/m)	Amp/Cbl/Filtr/Pad (dB)	DC Corr (dB)	Corrected Reading (dBuV/m)	Average Limit (dBuV/m)	Margin (dB)	Peak Limit (dBuV/m)	PK Margin (dB)	Azimuth (Degs)	Height (cm)	Polarity
2	* 5.053	40.83	Pk	34.6	-16.9	0	58.53	-	-	74	-15.47	86	104	H
4	* 5.053	30.49	RMS	34.6	-16.8	.11	48.4	54	-5.6	-	-	86	104	H
1	* 5.15	38.14	Pk	34.6	-17.1	0	55.64	-	-	74	-18.36	86	104	H
3	* 5.15	29.96	RMS	34.6	-17.1	.11	47.57	54	-6.43	-	-	86	104	H

* - indicates frequency in CFR47 Pt 15 / IC RSS-Restricted Band

Pk - Peak detector

RMS - RMS detection

VERTICAL RESULT



Trace Markers

Marker	Frequency (GHz)	Meter Reading (dBuV)	Det	AFT863 (dB/m)	Amp/Cbi/Fitr/Pad (dB)	DC Corr (dB)	Corrected Reading (dBuV/m)	Average Limit (dBuV/m)	Margin (dB)	Peak Limit (dBuV/m)	PK Margin (dB)	Azimuth (Degs)	Height (cm)	Polarity
4	* 5.023	30.29	RMS	34.6	-16.9	.11	48.1	54	-5.9	-	-	78	124	V
2	* 5.052	40.58	Pk	34.6	-16.7	0	58.48	-	-	74	-15.52	78	124	V
1	* 5.15	37.8	Pk	34.6	-17.1	0	55.3	-	-	74	-18.7	78	124	V
3	* 5.15	29.16	RMS	34.6	-17.1	.11	46.77	54	-7.23	-	-	78	124	V

* - indicates frequency in CFR47 Pt 15 / IC RSS-Restricted Band

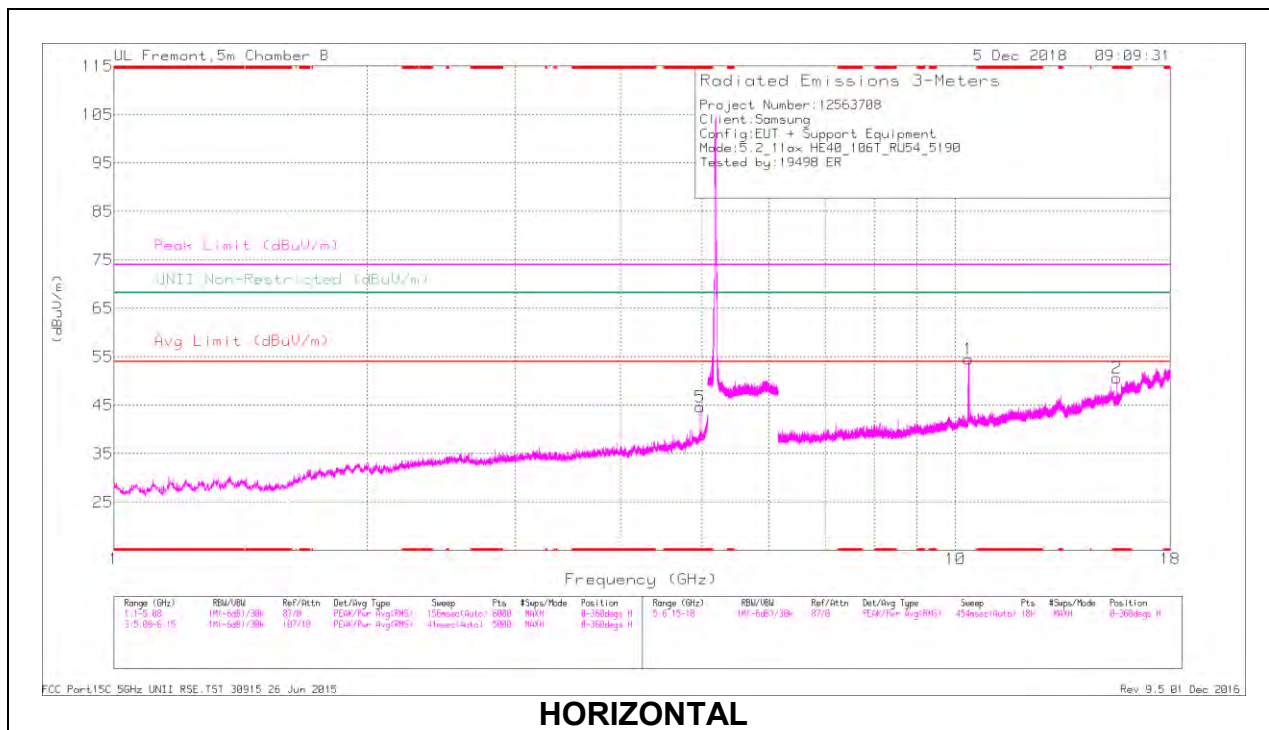
Pk - Peak detector

RMS - RMS detection

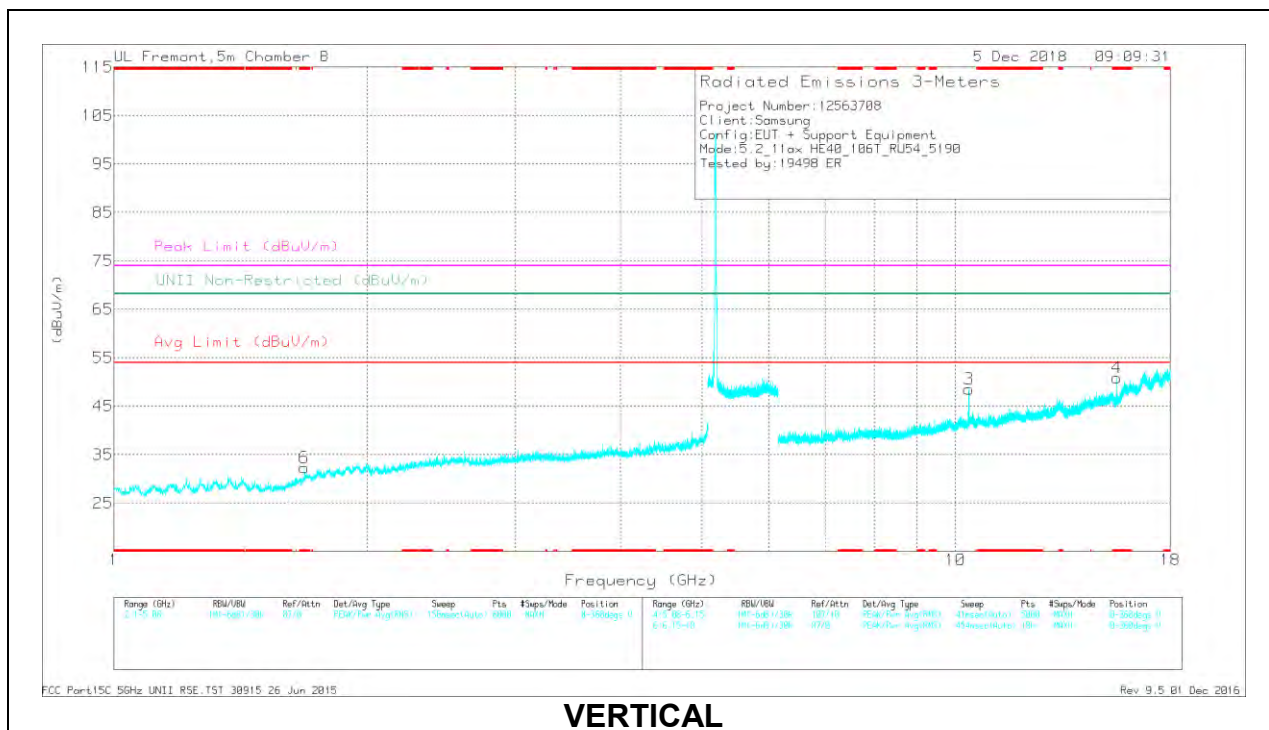
2TX Antenna 1 + Antenna 2 OFDMA MODE – 106-Tones, RU Index 54

HARMONICS AND SPURIOUS EMISSIONS

LOW CHANNEL RESULTS



HORIZONTAL



VERTICAL

RADIATED EMISSIONS

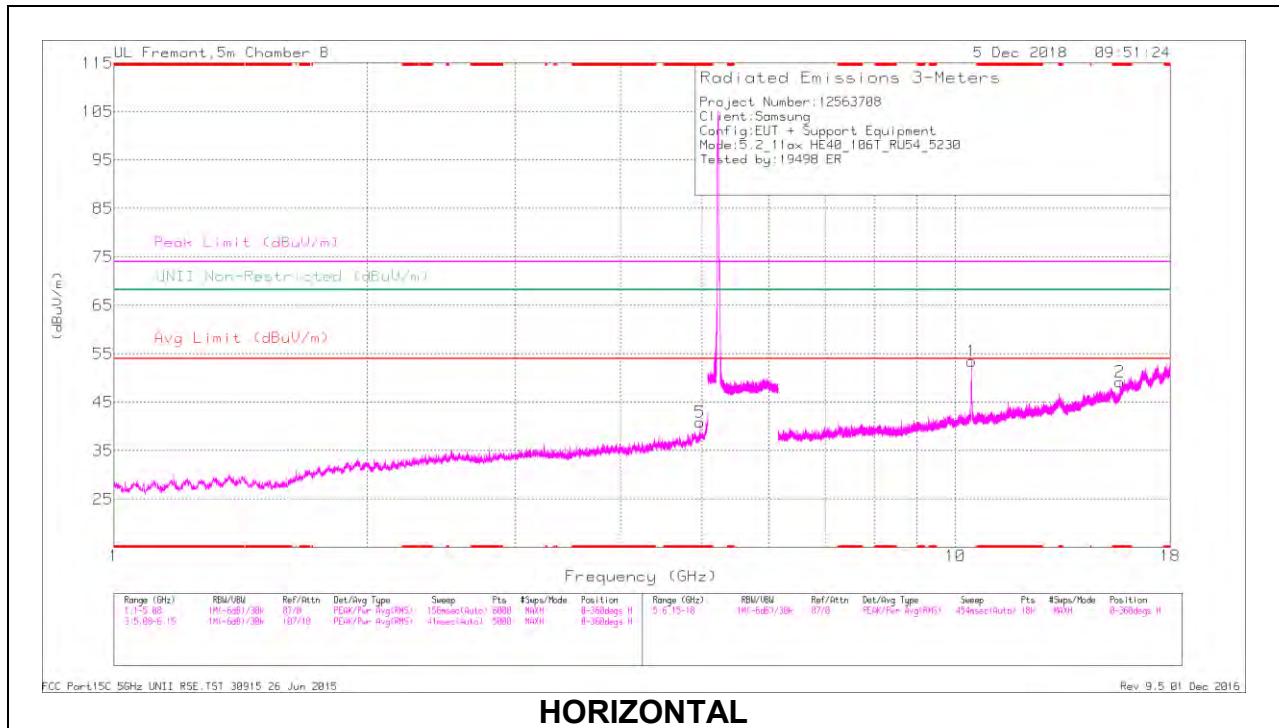
Marker	Frequency (GHz)	Meter Reading (dBuV)	Det	AF T863 (dB/m)	Amp/Cbl/Filtr/Pad (dB)	DC Corr (dB)	Corrected Reading (dBuV/m)	Avg Limit (dBuV/m)	Margin (dB)	Peak Limit (dBuV/m)	PK Margin (dB)	UNII Non-Restricted (dBuV/m)	PK Margin (dB)	Azimuth (Degs)	Height (cm)	Polarity
5	* 4.97	37.79	PK-U	34.5	-28.5	0	43.79	-	-	74	-30.21	-	-	310	138	H
	* 4.97	27.5	ADR	34.5	-28.6	.49	33.89	54	-20.11	-	-	-	-	310	138	H
6	* 1.686	40.23	PK-U	29.3	-32.6	0	36.93	-	-	74	-37.07	-	-	242	224	V
	* 1.684	29.15	ADR	29.3	-32.6	.49	26.34	54	-27.66	-	-	-	-	242	224	V
2	* 15.559	36.98	PK-U	40.6	-20	0	57.58	-	-	74	-16.42	-	-	162	193	H
	* 15.558	22.92	ADR	40.6	-19.9	.49	44.11	54	-9.89	-	-	-	-	162	193	H
4	* 15.559	38.19	PK-U	40.6	-20	0	58.79	-	-	74	-15.21	-	-	184	205	V
	* 15.557	23.92	ADR	40.6	-19.9	.49	45.11	54	-8.89	-	-	-	-	184	205	V
3	10.37	43.78	PK-U	37.8	-22.6	0	58.98	-	-	-	-	68.2	-9.22	173	254	V
1	10.372	48.9	PK-U	37.8	-22.6	0	64.1	-	-	-	-	68.2	-4.1	130	113	H

* - indicates frequency in CFR47 Pt 15 / IC RSS-Restricted Band

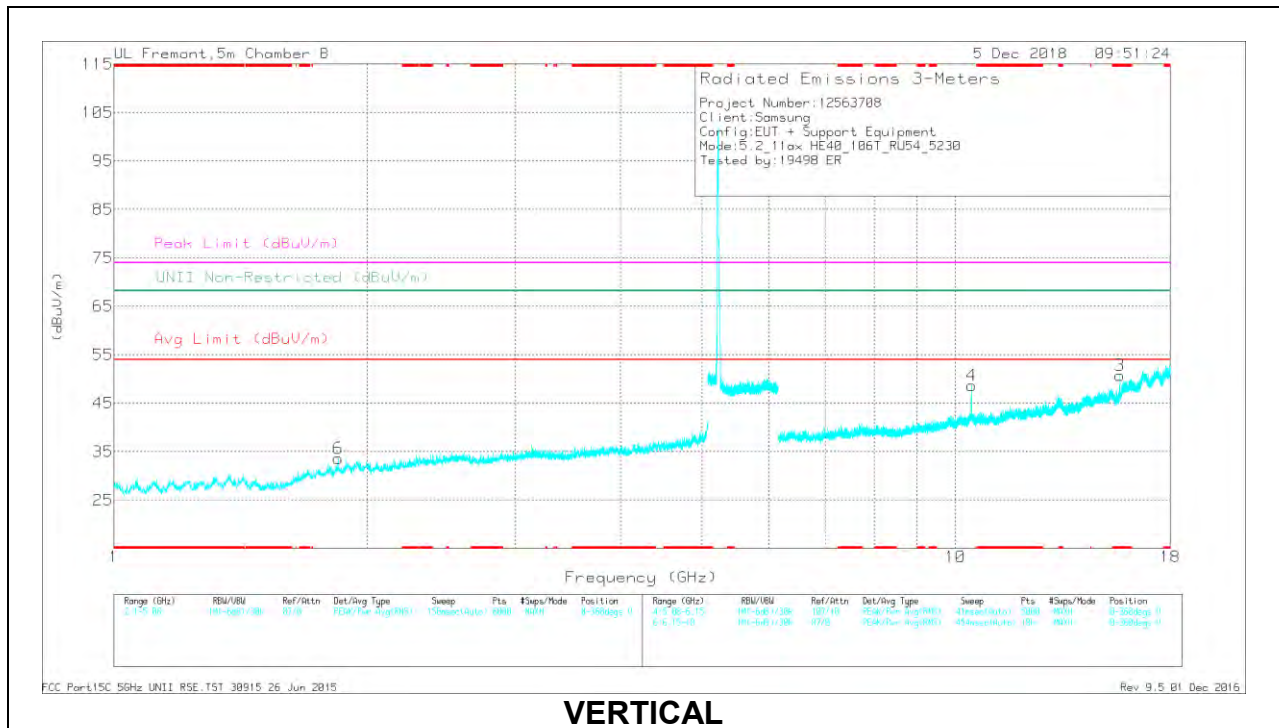
PK-U - U-NII: Maximum Peak

ADR - U-NII AD primary method, RMS average

HIGH CHANNEL RESULTS



HORIZONTAL



VERTICAL

RADIATED EMISSIONS

Marker	Frequency (GHz)	Meter Reading (dBuV)	Det	AF T863 (dB/m)	Amp/Cbl/Filtr/Pad (dB)	DC Corr (dB)	Corrected Reading (dBuV/m)	Avg Limit (dBuV/m)	Margin (dB)	Peak Limit (dBuV/m)	PK Margin (dB)	UNII Non-Restricted (dBuV/m)	PK Margin (dB)	Azimuth (Degs)	Height (cm)	Polarity
5	* 4.97	40.11	PK-U	34.5	-28.5	0	46.11	-	-	74	-27.89	-	-	248	114	H
	* 4.97	27.63	ADR	34.5	-28.5	.49	34.12	54	-19.88	-	-	-	-	248	114	H
2	* 15.678	37.53	PK-U	41.3	-20	0	58.83	-	-	74	-15.17	-	-	209	109	H
	* 15.677	23.35	ADR	41.3	-20.1	.49	45.04	54	-8.96	-	-	-	-	209	109	H
3	* 15.679	36	PK-U	41.3	-20	0	57.3	-	-	74	-16.7	-	-	119	206	V
	* 15.677	22.93	ADR	41.3	-20.1	.49	44.62	54	-9.48	-	-	-	-	119	206	V
6	1.847	41.21	PK-U	30.9	-33.6	0	38.51	-	-	-	-	68.2	-29.69	146	140	V
1	10.455	47.1	PK-U	37.8	-22	0	62.9	-	-	-	-	68.2	-5.3	133	116	H
4	10.455	39.37	PK-U	37.8	-22	0	55.17	-	-	-	-	68.2	-13.03	65	137	V

* - indicates frequency in CFR47 Pt 15 / IC RSS-Restricted Band

PK-U - U-NII: Maximum Peak

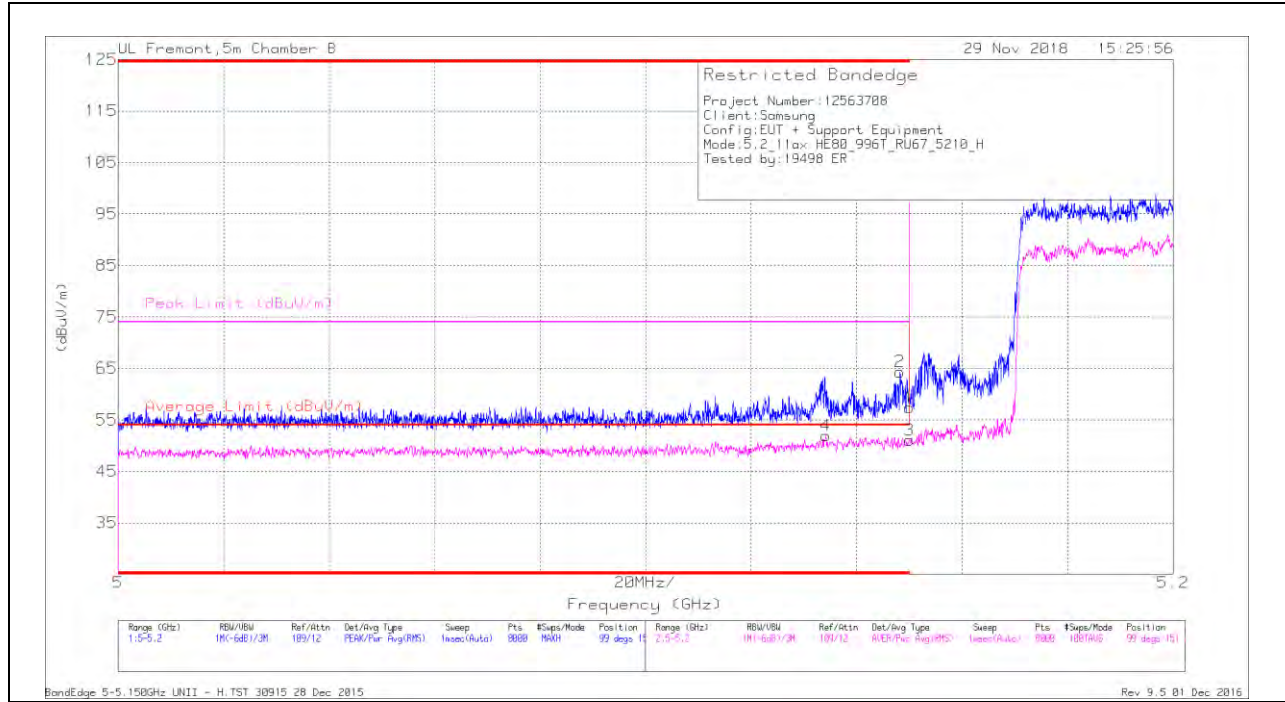
ADR - U-NII AD primary method, RMS average

9.1.7. TX ABOVE 1 GHz 802.11ax HE80 MODE IN THE 5.2 GHz BAND

2TX Antenna 1 + Antenna 2 OFDMA MODE – 996-Tones, RU Index 67

BANDEDGE (MID CHANNEL)

HORIZONTAL RESULT



Trace Markers

Marker	Frequency (GHz)	Meter Reading (dBuV)	Det	AF T863 (dB/m)	Amp/Cbl/Filtr/Pad (dB)	DC Corr (dB)	Corrected Reading (dBuV/m)	Average Limit (dBuV/m)	Margin (dB)	Peak Limit (dBuV/m)	PK Margin (dB)	Azimuth (Degs)	Height (cm)	Polarity
4	* 5.134	32.61	RMS	34.6	-17.2	1.92	51.93	54	-2.07	-	-	99	151	H
2	* 5.148	46.82	Pk	34.6	-17.1	0	64.32	-	-	74	-9.68	99	151	H
1	* 5.15	39.89	Pk	34.6	-17.1	0	57.39	-	-	74	-16.61	99	151	H
3	* 5.15	31.7	RMS	34.6	-17.1	1.92	51.12	54	-2.88	-	-	99	151	H

* - indicates frequency in CFR47 Pt 15 / IC RSS-Restricted Band

Pk - Peak detector

RMS - RMS detection

VERTICAL RESULT



Trace Markers

Marker	Frequency (GHz)	Meter Reading (dBuV)	Det	AF T863 (dB/m)	Amp/Cbl/Filtr/Pad (dB)	DC Corr (dB)	Corrected Reading (dBuV/m)	Average Limit (dBuV/m)	Margin (dB)	Peak Limit (dBuV/m)	PK Margin (dB)	Azimuth (Degs)	Height (cm)	Polarity
1	* 5.15	39.85	Pk	34.6	-17.1	0	57.35	-	-	74	-16.65	37	180	V
2	* 5.15	42.63	Pk	34.6	-17.1	0	60.13	-	-	74	-13.87	37	180	V
3	* 5.15	29.77	RMS	34.6	-17.1	1.92	49.19	54	-4.81	-	-	37	180	V
4	* 5.148	30.82	RMS	34.6	-17.1	1.92	50.24	54	-3.76	-	-	37	180	V

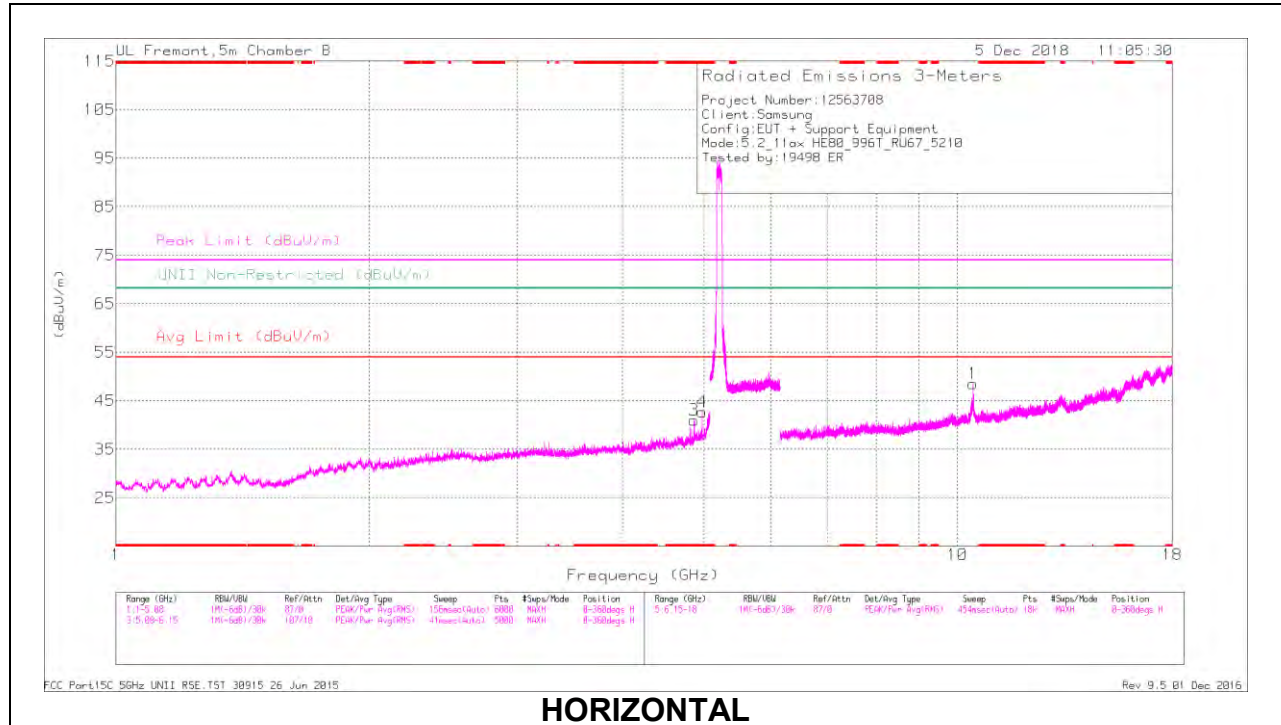
* - indicates frequency in CFR47 Pt 15 / IC RSS-Restricted Band

Pk - Peak detector

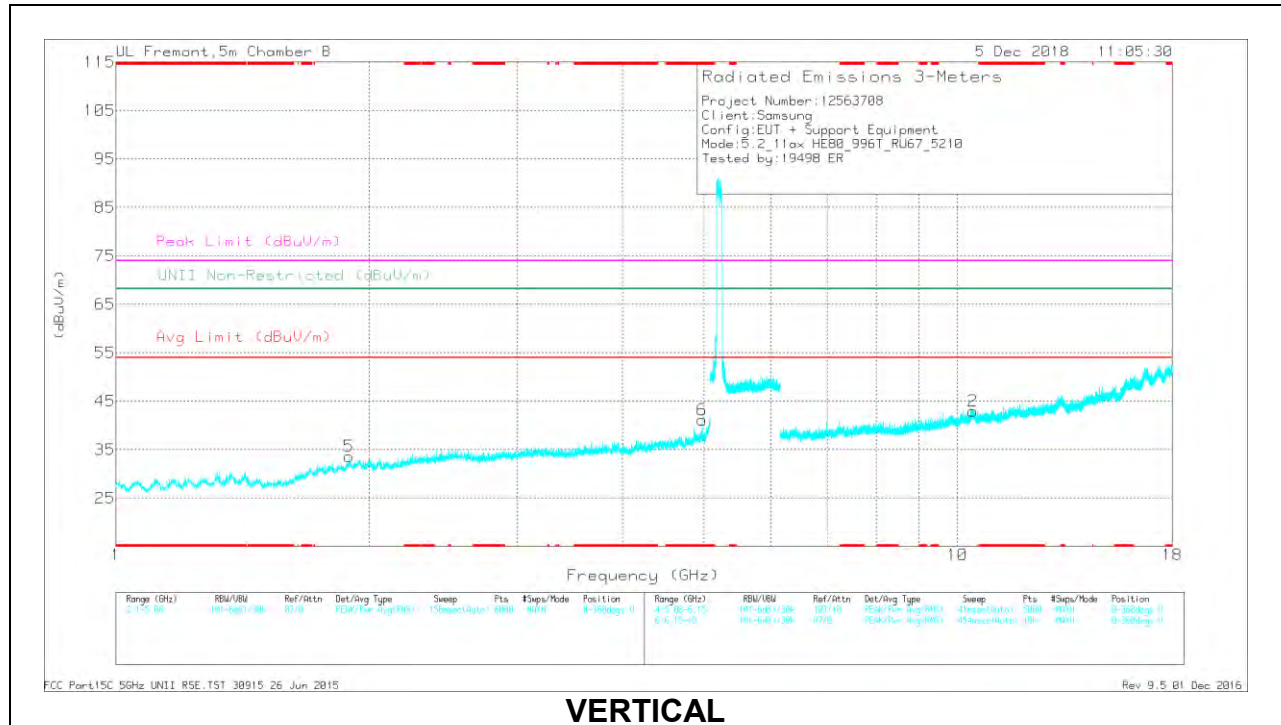
RMS - RMS detection

HARMONICS AND SPURIOUS EMISSIONS

MID CHANNEL RESULTS



HORIZONTAL



VERTICAL

RADIATED EMISSIONS

Marker	Frequency (GHz)	Meter Reading (dBuV)	Det	AF T863 (dB/m)	Amp/Cbl/Filtr/Pad (dB)	DC Corr (dB)	Corrected Reading (dBuV/m)	Avg Limit (dBuV/m)	Margin (dB)	Peak Limit (dBuV/m)	PK Margin (dB)	UNII Non-Restricted (dBuV/m)	PK Margin (dB)	Azimuth (Degs)	Height (cm)	Polarity
4	* 4.97	40.03	PK-U	34.5	-28.6	0	45.93	-	-	74	-28.07	-	-	65	136	H
	* 4.97	27.64	ADR	34.5	-28.6	1.92	35.46	54	-18.54	-	-	-	-	65	136	H
3	* 4.862	40.03	PK-U	34.2	-29.3	0	44.93	-	-	74	-29.07	-	-	238	110	H
	* 4.862	27.85	ADR	34.2	-29.3	1.92	34.67	54	-19.33	-	-	-	-	238	110	H
6	* 4.969	39.05	PK-U	34.5	-28.6	0	44.95	-	-	74	-29.05	-	-	187	171	V
	* 4.971	26.88	ADR	34.5	-28.5	1.92	34.8	54	-19.2	-	-	-	-	187	171	V
5	1.894	41.01	PK-U	31	-32.7	0	39.31	-	-	-	-	68.2	-28.89	251	145	V
1	10.431	37.04	PK-U	37.9	-21.8	0	53.14	-	-	-	-	68.2	-15.06	123	112	H
2	10.435	35.38	PK-U	37.9	-21.9	0	51.38	-	-	-	-	68.2	-16.82	172	107	V

* - indicates frequency in CFR47 Pt 15 / IC RSS-Restricted Band

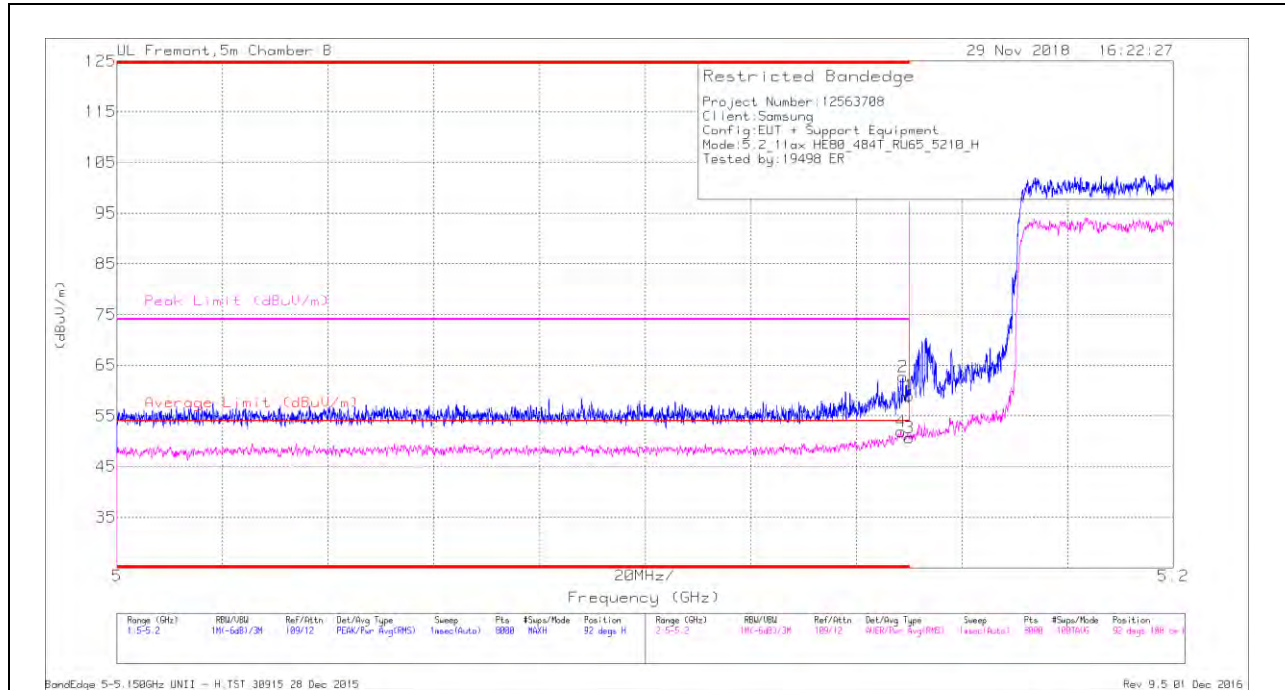
PK-U - U-NII: Maximum Peak

ADR - U-NII AD primary method, RMS average

2TX Antenna 1 + Antenna 2 OFDMA MODE – 484-Tones, RU Index 65

BANDEDGE (MID CHANNEL)

HORIZONTAL RESULT



Trace Markers

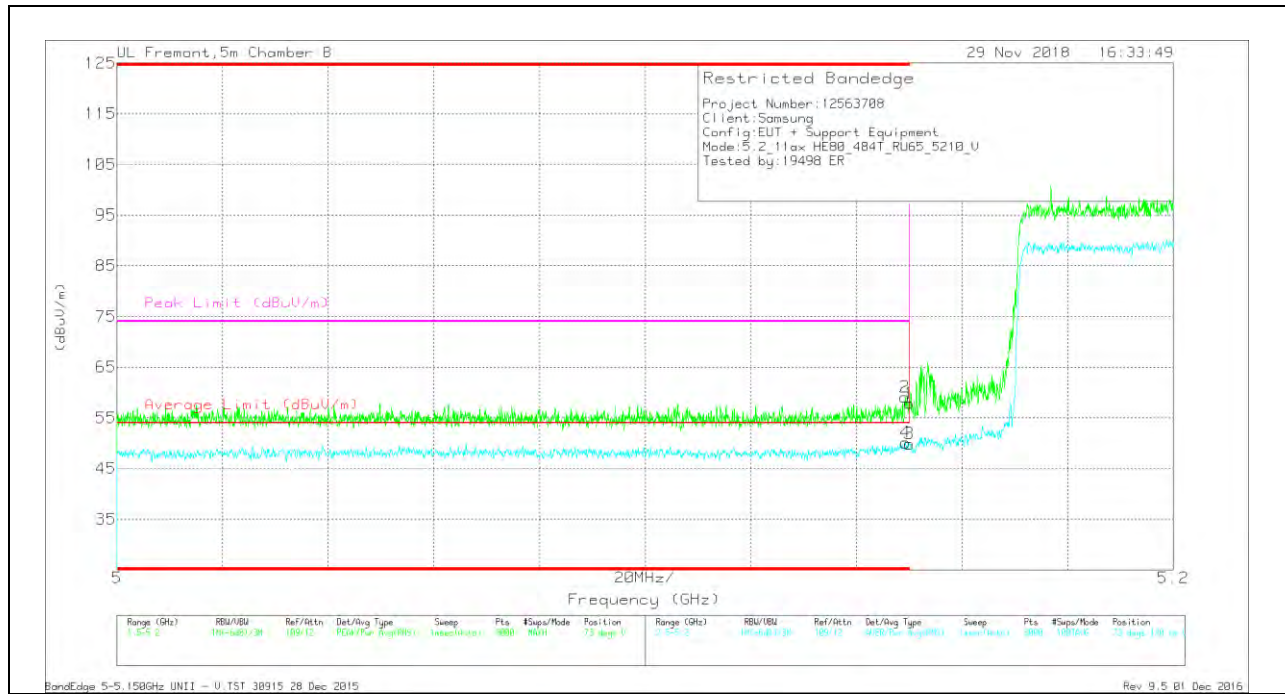
Marker	Frequency (GHz)	Meter Reading (dBuV)	Det	AF T863 (dB/m)	Amp/Cb/Fltr/Pad (dB)	DC Corr (dB)	Corrected Reading (dBuV/m)	Average Limit (dBuV/m)	Margin (dB)	Peak Limit (dBuV/m)	PK Margin (dB)	Azimuth (Degs)	Height (cm)	Polarity
1	* 5.15	41.49	Pk	34.6	-17.1	0	58.99	-	-	74	-15.01	92	108	H
2	* 5.149	45.43	Pk	34.6	-17.3	0	62.73	-	-	74	-11.27	92	108	H
3	* 5.15	31.95	RMS	34.6	-17.1	1.27	50.72	54	-3.28	-	-	92	108	H
4	* 5.148	33.36	RMS	34.6	-17.2	1.27	52.03	54	-1.97	-	-	92	108	H

* - indicates frequency in CFR47 Pt 15 / IC RSS-Restricted Band

Pk - Peak detector

RMS - RMS detection

VERTICAL RESULT



Trace Markers

Marker	Frequency (GHz)	Meter Reading (dBuV)	Det	AF T863 (dB/m)	Amp/Cbl/Filtr/Pad (dB)	DC Corr (dB)	Corrected Reading (dBuV/m)	Average Limit (dBuV/m)	Margin (dB)	Peak Limit (dBuV/m)	PK Margin (dB)	Azimuth (Degs)	Height (cm)	Polarity
1	* 5.15	40.32	Pk	34.6	-17.1	0	57.82	-	-	74	-16.18	73	120	V
2	* 5.149	41.75	Pk	34.6	-17.3	0	59.05	-	-	74	-14.95	73	120	V
3	* 5.15	31.16	RMS	34.6	-17.1	1.27	49.93	54	-4.07	-	-	73	120	V
4	* 5.149	31.61	RMS	34.6	-17.3	1.27	50.18	54	-3.82	-	-	73	120	V

* - indicates frequency in CFR47 Pt 15 / IC RSS-Restricted Band

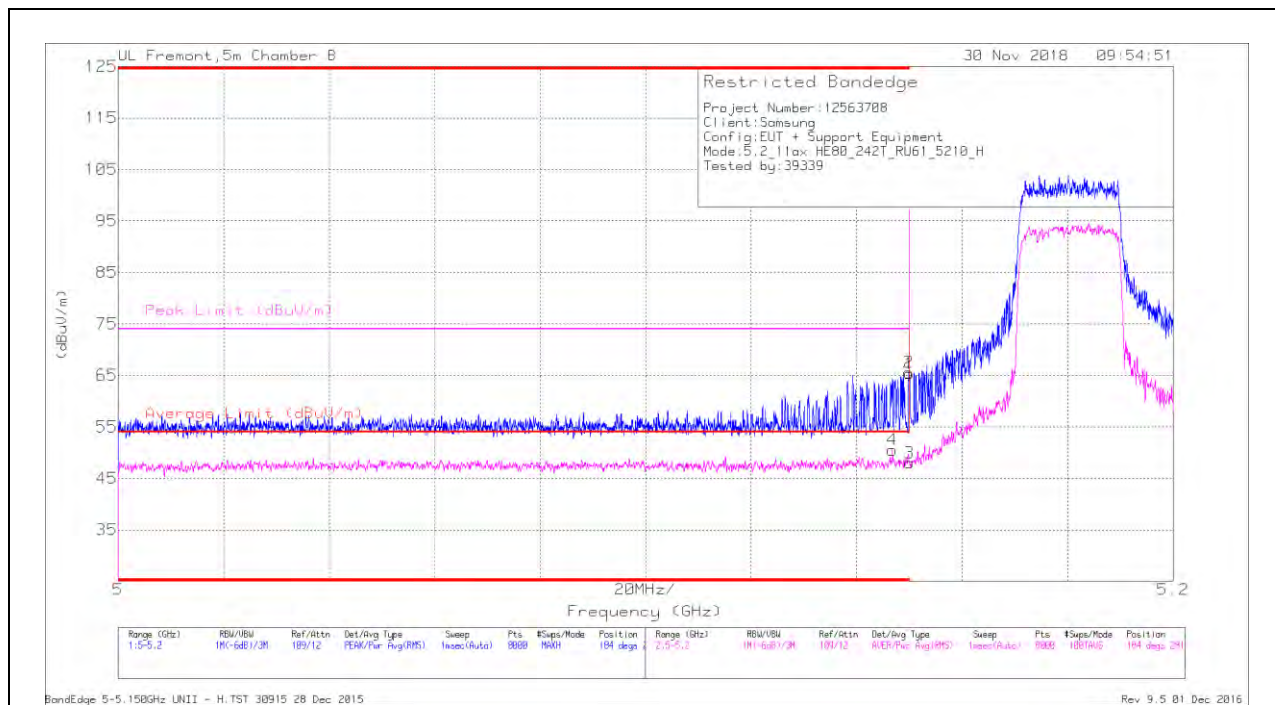
Pk - Peak detector

RMS - RMS detection

2TX Antenna 1 + Antenna 2 OFDMA MODE – 242-Tones, RU Index 61

BANDEDGE (MID CHANNEL)

HORIZONTAL RESULT



Trace Markers

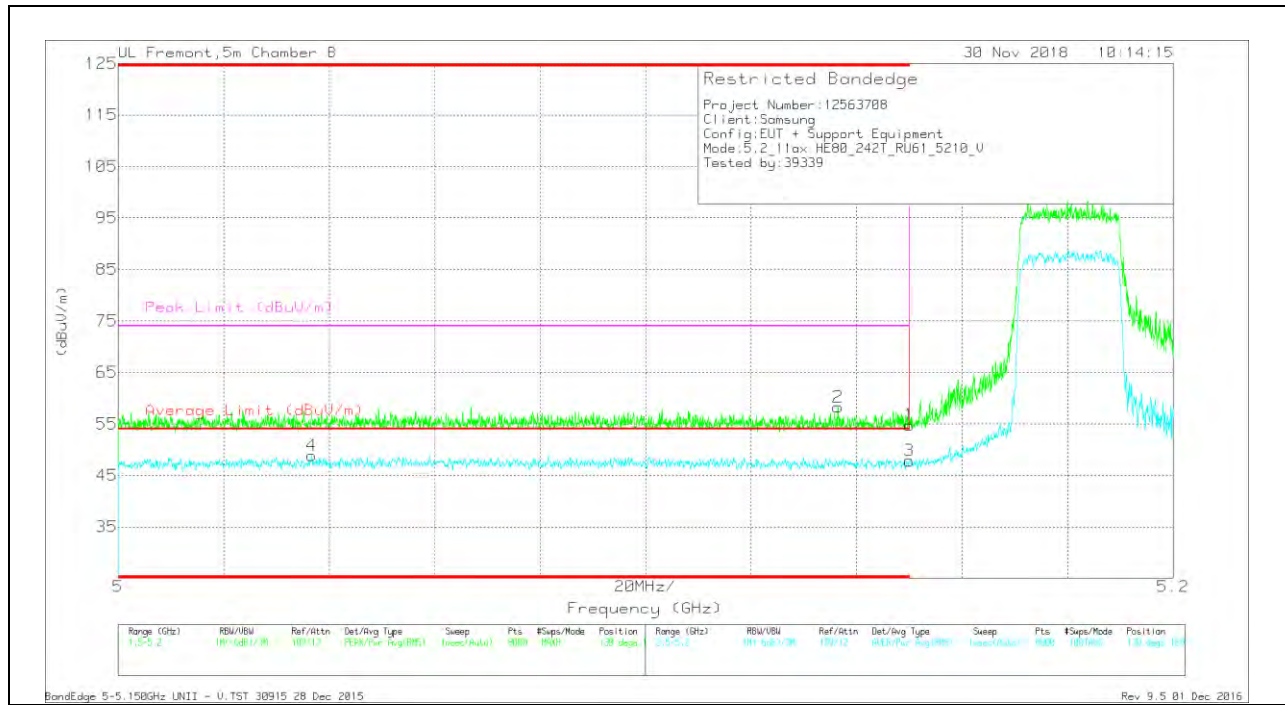
Marker	Frequency (GHz)	Meter Reading (dBuV)	Det	AF T863 (dB/m)	Amp/Cbl/Filtr/Pad (dB)	DC Corr (dB)	Corrected Reading (dBuV/m)	Average Limit (dBuV/m)	Margin (dB)	Peak Limit (dBuV/m)	PK Margin (dB)	Azimuth (Degs)	Height (cm)	Polarity
1	* 5.15	47.82	Pk	34.6	-17.1	0	65.32	-	-	74	-8.68	184	281	H
2	* 5.15	48.06	Pk	34.6	-17.1	0	65.56	-	-	74	-8.44	184	281	H
3	* 5.15	29.78	RMS	34.6	-17.1	.73	48.1	54	-5.99	-	-	184	281	H
4	* 5.147	32.5	RMS	34.6	-17.3	.73	50.53	54	-3.47	-	-	184	281	H

* - indicates frequency in CFR47 Pt 15 / IC RSS-Restricted Band

Pk - Peak detector

RMS - RMS detection

VERTICAL RESULT



Trace Markers

Marker	Frequency (GHz)	Meter Reading (dBuV)	Det	AFT863 (dB/m)	Amp/Cbi/Fitr/Pad (dB)	DC Corr (dB)	Corrected Reading (dBuV/m)	Average Limit (dBuV/m)	Margin (dB)	Peak Limit (dBuV/m)	PK Margin (dB)	Azimuth (Degs)	Height (cm)	Polarity
1	* 5.15	37.26	Pk	34.6	-17.1	0	54.76	-	-	74	-19.24	130	168	V
2	* 5.136	40.87	Pk	34.6	-17.2	0	58.27	-	-	74	-15.73	130	168	V
3	* 5.15	29.61	RMS	34.6	-17.1	.73	47.84	54	-6.16	-	-	130	168	V
4	* 5.037	30.41	RMS	34.6	-16.9	.73	48.84	54	-5.16	-	-	130	168	V

* - indicates frequency in CFR47 Pt 15 / IC RSS-Restricted Band

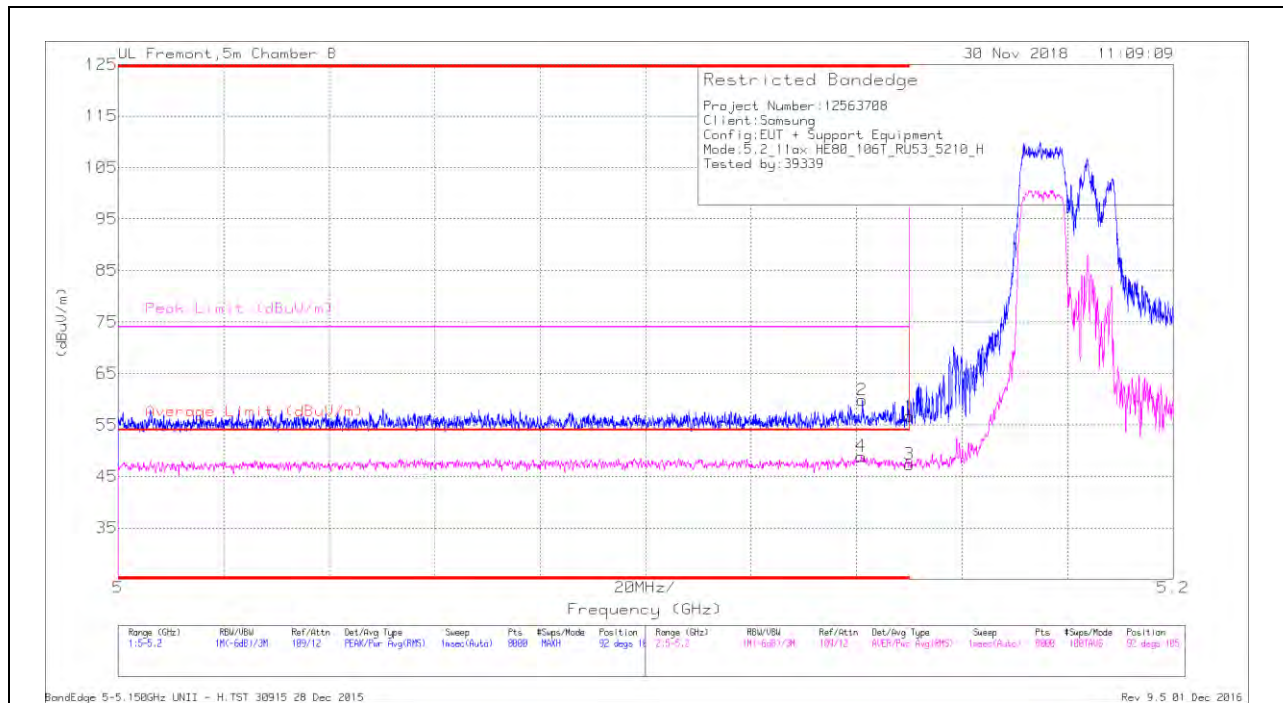
Pk - Peak detector

RMS - RMS detection

2TX Antenna 1 + Antenna 2 OFDMA MODE – 106-Tones, RU Index 53

BANDEDGE (MID CHANNEL)

HORIZONTAL RESULT



Trace Markers

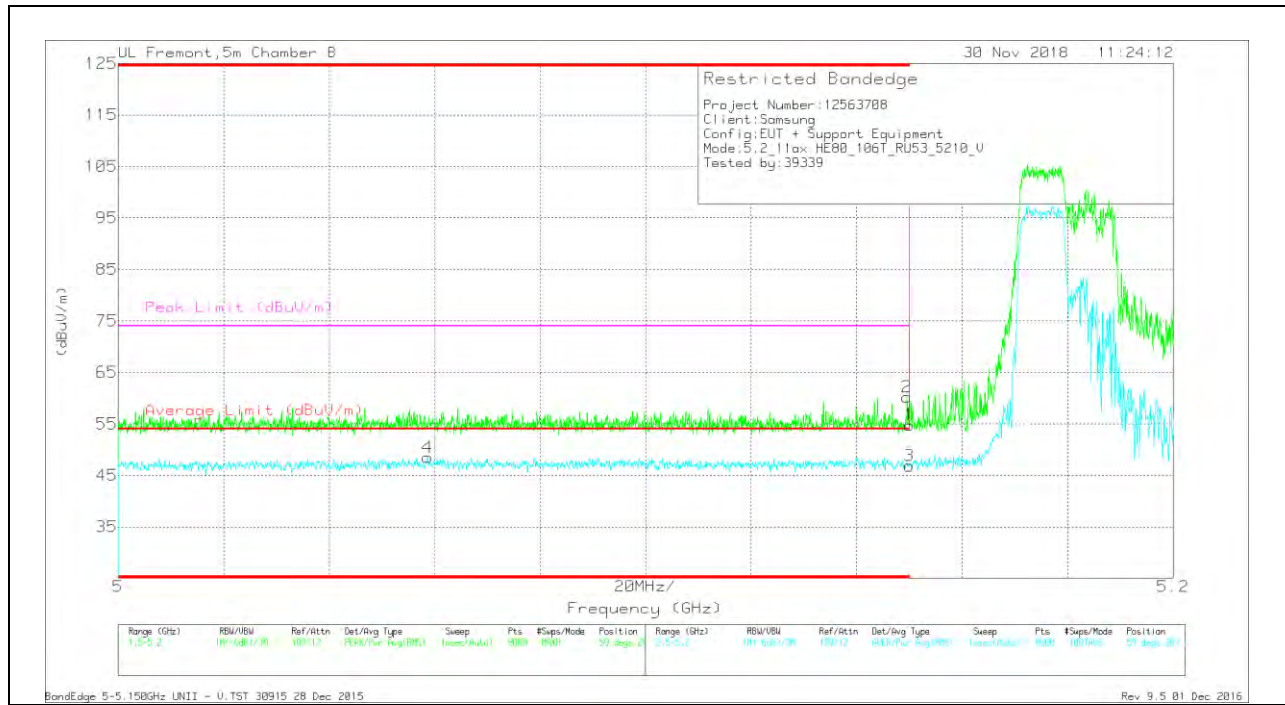
Marker	Frequency (GHz)	Meter Reading (dBuV)	Det	AF T863 (dB/m)	Amp/Cbl/Filtr/Pad (dB)	DC Corr (dB)	Corrected Reading (dBuV/m)	Average Limit (dBuV/m)	Margin (dB)	Peak Limit (dBuV/m)	PK Margin (dB)	Azimuth (Degs)	Height (cm)	Polarity
2	* 5.141	42.31	Pk	34.6	-17.1	0	59.81	-	-	74	-14.19	92	105	H
4	* 5.141	31.06	RMS	34.6	-17.1	.43	48.99	54	-5.01	-	-	92	105	H
1	* 5.15	39.19	Pk	34.6	-17.1	0	56.69	-	-	74	-17.31	92	105	H
3	* 5.15	29.49	RMS	34.6	-17.1	.43	47.42	54	-6.58	-	-	92	105	H

* - indicates frequency in CFR47 Pt 15 / IC RSS-Restricted Band

Pk - Peak detector

RMS - RMS detection

VERTICAL RESULT



Trace Markers

Marker	Frequency (GHz)	Meter Reading (dBuV)	Det	AFT863 (dB/m)	Amp/Cbi/Fitr/Pad (dB)	DC Corr (dB)	Corrected Reading (dBuV/m)	Average Limit (dBuV/m)	Margin (dB)	Peak Limit (dBuV/m)	PK Margin (dB)	Azimuth (Degs)	Height (cm)	Polarity
4	* 5.059	30.42	RMS	34.6	-16.9	.43	48.55	54	-5.45	-	-	59	207	V
1	* 5.15	37.27	Pk	34.6	-17.1	0	54.77	-	-	74	-19.23	59	207	V
2	* 5.15	42.8	Pk	34.6	-17.2	0	60.2	-	-	74	-13.8	59	207	V
3	* 5.15	29.02	RMS	34.6	-17.1	.43	46.95	54	-7.05	-	-	59	207	V

* - indicates frequency in CFR47 Pt 15 / IC RSS-Restricted Band

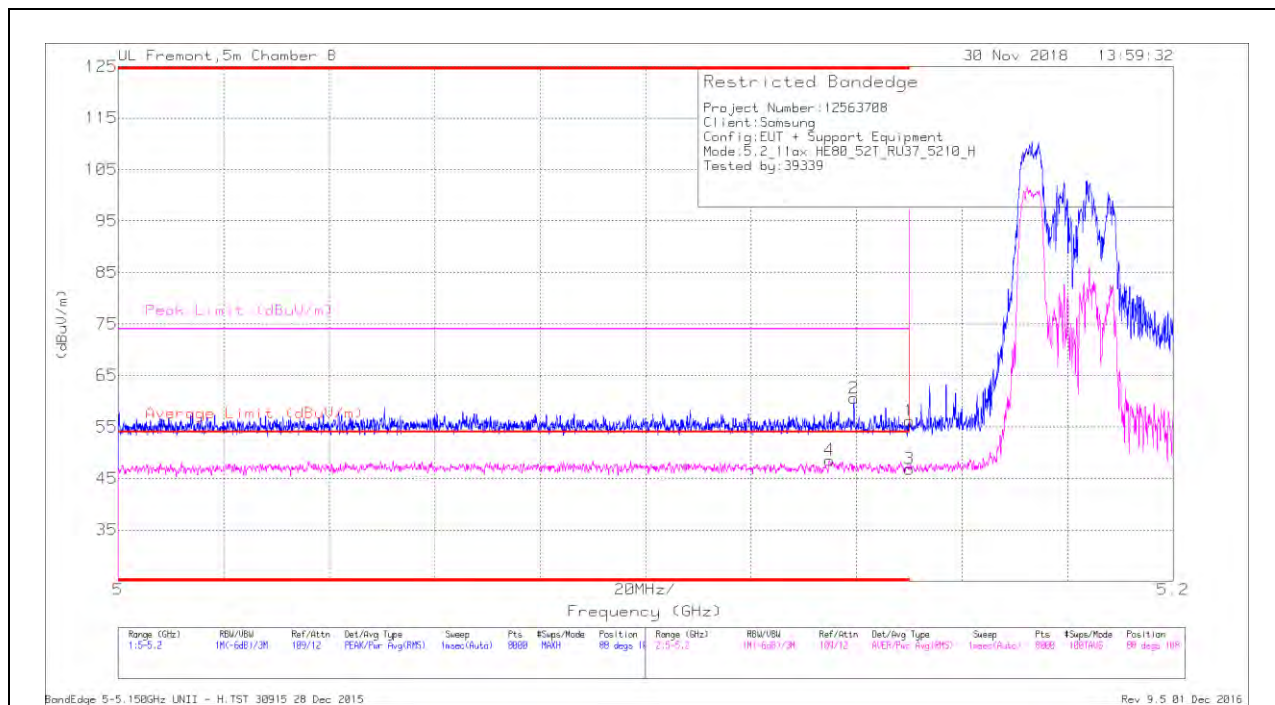
Pk - Peak detector

RMS - RMS detection

2TX Antenna 1 + Antenna 2 OFDMA MODE – 52-Tones, RU Index 37

BANDEDGE (MID CHANNEL)

HORIZONTAL RESULT



Trace Markers

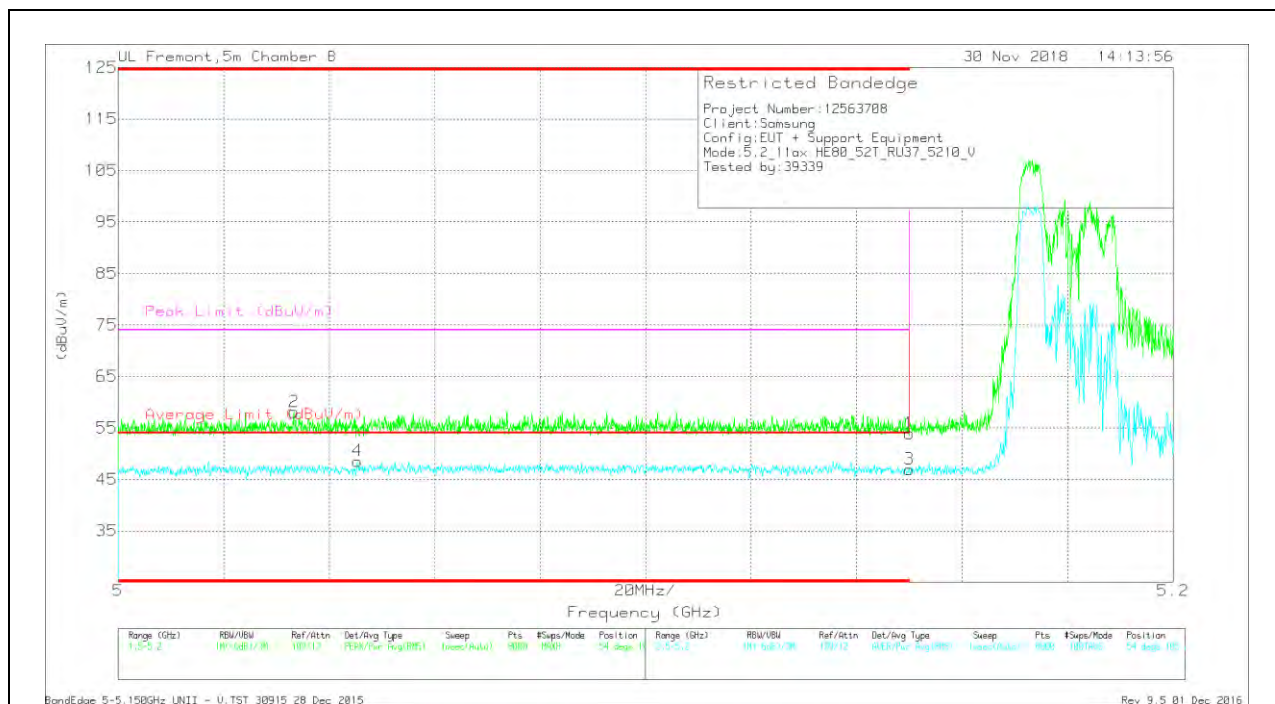
Marker	Frequency (GHz)	Meter Reading (dBuV)	Det	AF T863 (dB/m)	Amp/Cbl/Filtr/Pad (dB)	DC Corr (dB)	Corrected Reading (dBuV/m)	Average Limit (dBuV/m)	Margin (dB)	Peak Limit (dBuV/m)	PK Margin (dB)	Azimuth (Degs)	Height (cm)	Polarity
4	* 5.135	30.87	RMS	34.6	-17.1	.24	48.61	54	-5.39	-	-	88	108	H
2	* 5.139	43.16	Pk	34.6	-17.2	0	60.56	-	-	74	-13.44	88	108	H
1	* 5.15	38.7	Pk	34.6	-17.1	0	56.2	-	-	74	-17.8	88	108	H
3	* 5.15	29.19	RMS	34.6	-17.1	.24	46.93	54	-7.07	-	-	88	108	H

* - indicates frequency in CFR47 Pt 15 / IC RSS-Restricted Band

Pk - Peak detector

RMS - RMS detection

VERTICAL RESULT



Trace Markers

Marker	Frequency (GHz)	Meter Reading (dBuV)	Det	AFT863 (dB/m)	Amp/Cbi/Fitr/Pad (dB)	DC Corr (dB)	Corrected Reading (dBuV/m)	Average Limit (dBuV/m)	Margin (dB)	Peak Limit (dBuV/m)	PK Margin (dB)	Azimuth (Degs)	Height (cm)	Polarity
2	* 5.033	40.61	Pk	34.6	-17.1	0	58.11	-	-	74	-15.89	54	105	V
4	* 5.045	30.8	RMS	34.6	-17	.24	48.64	54	-5.36	-	-	54	105	V
1	* 5.15	36.45	Pk	34.6	-17.1	0	53.95	-	-	74	-20.05	54	105	V
3	* 5.15	29.31	RMS	34.6	-17.1	.24	47.05	54	-6.95	-	-	54	105	V

* - indicates frequency in CFR47 Pt 15 / IC RSS-Restricted Band

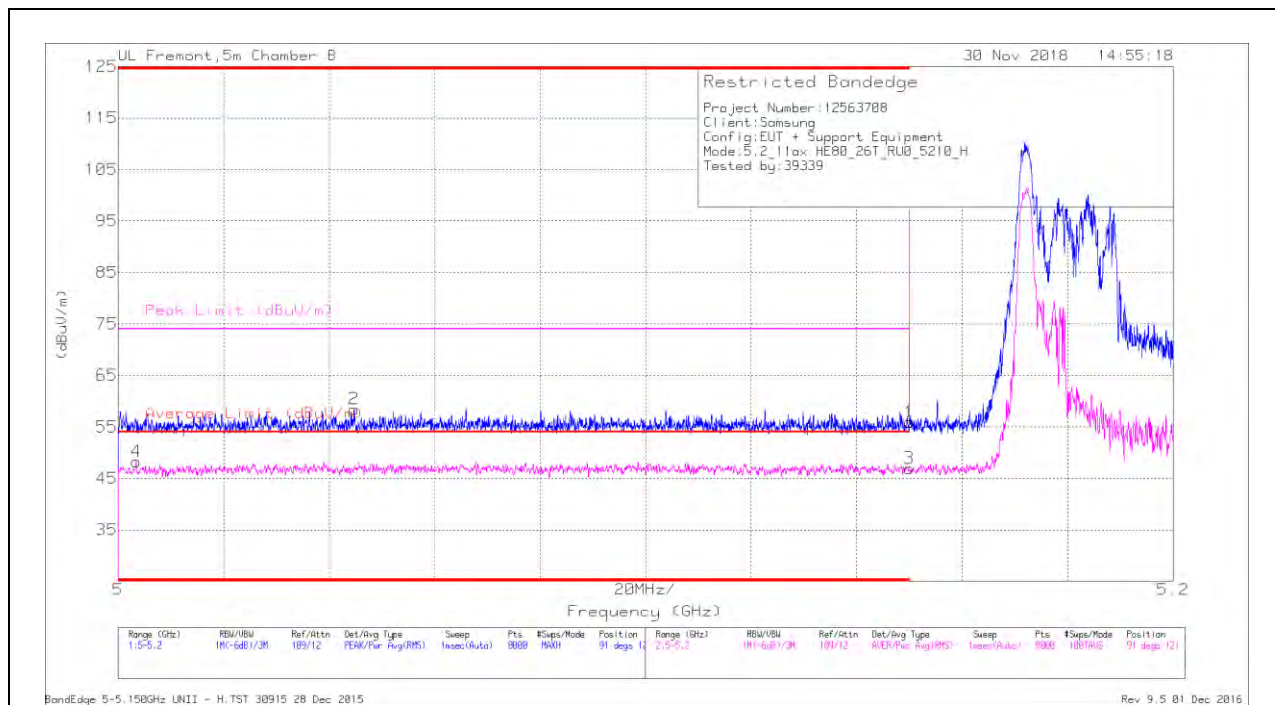
Pk - Peak detector

RMS - RMS detection

2TX Antenna 1 + Antenna 2 OFDMA MODE – 26-Tones, RU Index 0

BANDEDGE (MID CHANNEL)

HORIZONTAL RESULT



Trace Markers

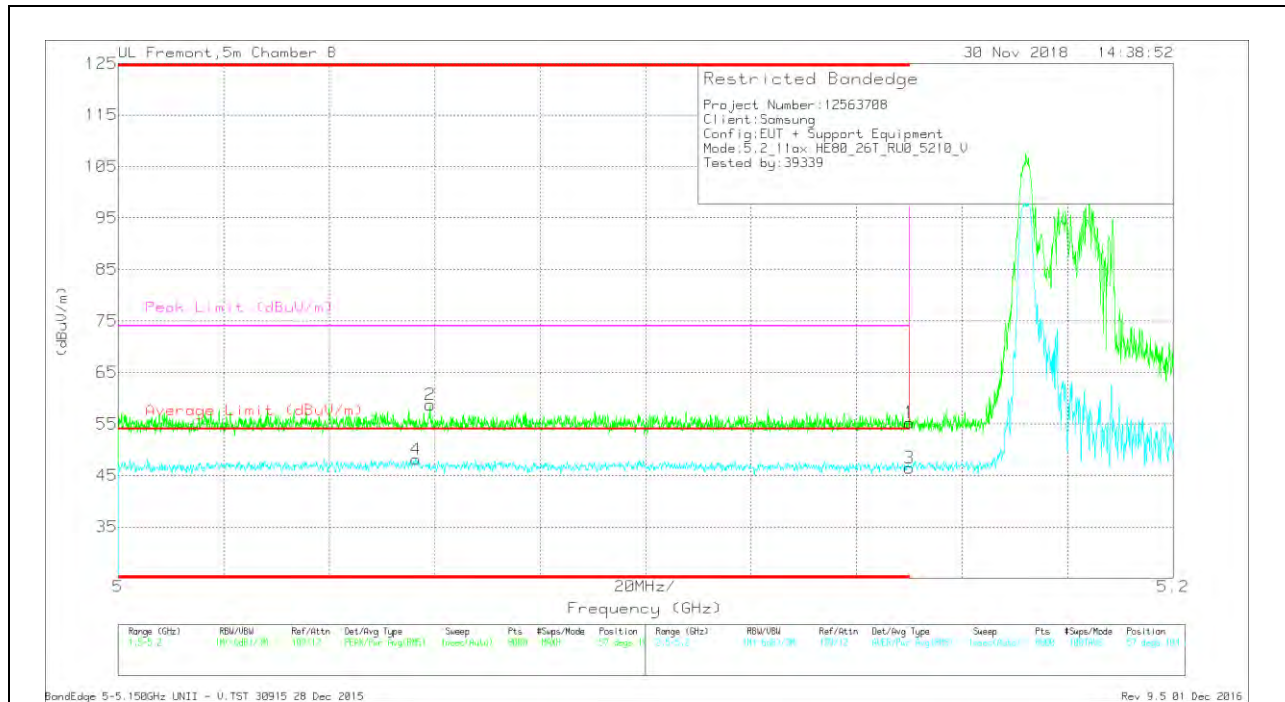
Marker	Frequency (GHz)	Meter Reading (dBuV)	Det	AF T863 (dB/m)	Amp/Cbl/Filtr/Pad (dB)	DC Corr (dB)	Corrected Reading (dBuV/m)	Average Limit (dBuV/m)	Margin (dB)	Peak Limit (dBuV/m)	PK Margin (dB)	Azimuth (Degs)	Height (cm)	Polarity
4	* 5.003	30.58	RMS	34.6	-16.9	.12	48.4	54	-5.6	-	-	91	121	H
2	* 5.045	40.85	Pk	34.6	-17	0	58.45	-	-	74	-15.55	91	121	H
1	* 5.15	38.39	Pk	34.6	-17.1	0	55.89	-	-	74	-18.11	91	121	H
3	* 5.15	29.44	RMS	34.6	-17.1	.12	47.06	54	-6.94	-	-	91	121	H

* - indicates frequency in CFR47 Pt 15 / IC RSS-Restricted Band

Pk - Peak detector

RMS - RMS detection

VERTICAL RESULT



Trace Markers

Marker	Frequency (GHz)	Meter Reading (dBuV)	Det	AFT863 (dB/m)	Amp/Cbi/Fitr/Pad (dB)	DC Corr (dB)	Corrected Reading (dBuV/m)	Average Limit (dBuV/m)	Margin (dB)	Peak Limit (dBuV/m)	PK Margin (dB)	Azimuth (Degs)	Height (cm)	Polarity
4	* 5.056	30.34	RMS	34.6	-16.8	.12	48.26	54	-5.74	-	-	57	104	V
2	* 5.059	40.9	Pk	34.6	-16.8	0	58.7	-	-	74	-15.3	57	104	V
1	* 5.15	37.74	Pk	34.6	-17.1	0	55.24	-	-	74	-18.76	57	104	V
3	* 5.15	28.94	RMS	34.6	-17.1	.12	46.56	54	-7.44	-	-	57	104	V

* - indicates frequency in CFR47 Pt 15 / IC RSS-Restricted Band

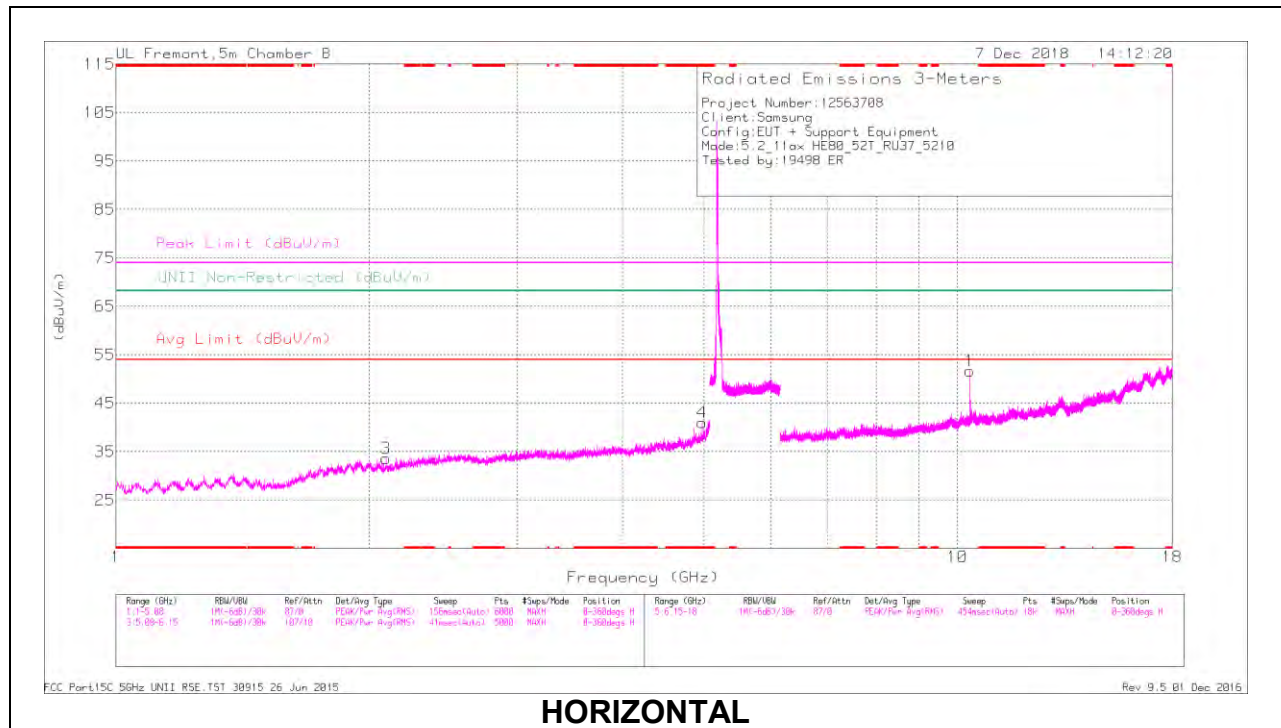
Pk - Peak detector

RMS - RMS detection

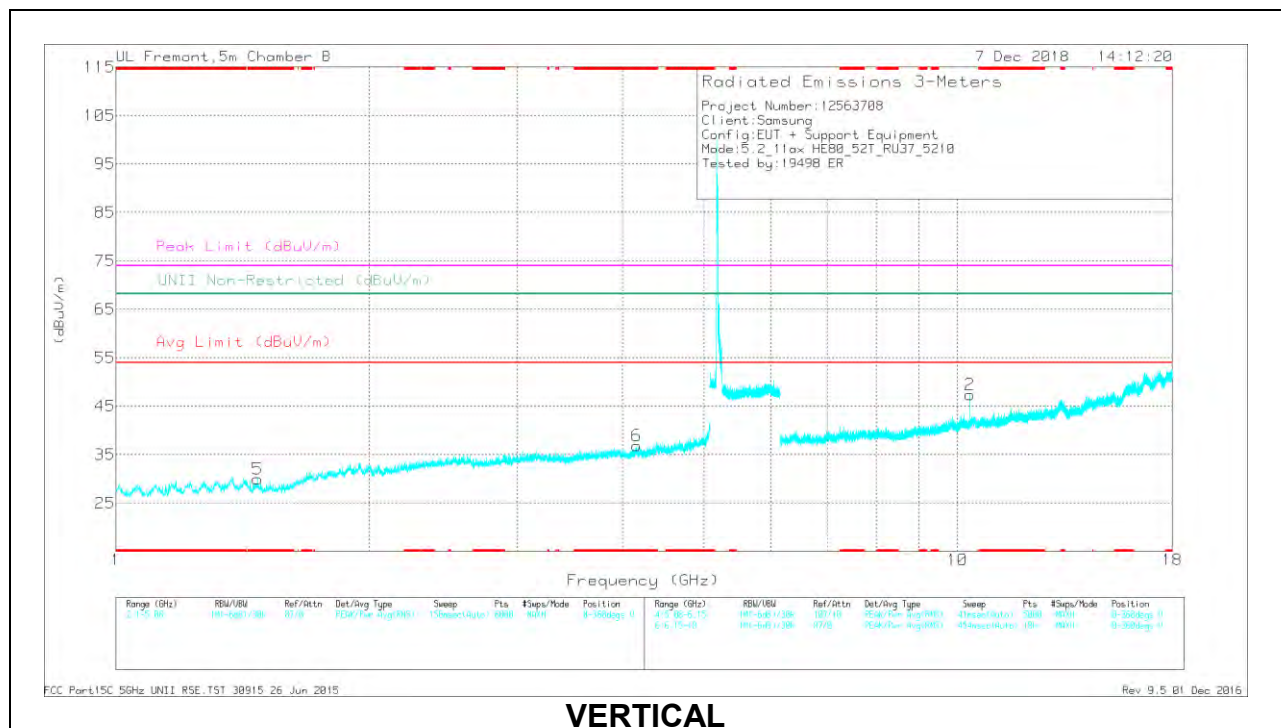
2TX Antenna 1 + Antenna 2 OFDMA MODE – 52-Tones, RU Index 37

HARMONICS AND SPURIOUS EMISSIONS

MID CHANNEL RESULTS



HORIZONTAL



VERTICAL

RADIATED EMISSIONS

Marker	Frequency (GHz)	Meter Reading (dBuV)	Det	AF T863 (dB/m)	Amp/Cbl/Filtr/Pad (dB)	DC Corr (dB)	Corrected Reading (dBuV/m)	Avg Limit (dBuV/m)	Margin (dB)	Peak Limit (dBuV/m)	PK Margin (dB)	UNII Non-Restricted (dBuV/m)	PK Margin (dB)	Azimuth (Degs)	Height (cm)	Polarity
4	* 4.969	38.62	PK-U	34.5	-28.6	0	44.52	-	-	74	-29.48	-	-	60	174	H
	* 4.971	27.41	ADR	34.5	-28.5	.24	33.65	54	-20.35	-	-	-	-	60	174	H
6	* 4.147	38.9	PK-U	33.6	-29.2	0	43.3	-	-	74	-30.7	-	-	264	143	V
	* 4.142	27.34	ADR	33.6	-29.4	.24	31.78	54	-22.22	-	-	-	-	264	143	V
5	* 1.474	41.77	PK-U	27.9	-33.7	0	35.97	-	-	74	-38.03	-	-	139	116	V
	* 1.473	30.01	ADR	27.9	-33.7	.24	24.45	54	-29.55	-	-	-	-	139	116	V
3	2.094	41.12	PK-U	31.1	-32.9	0	39.32	-	-	-	-	68.2	-28.88	94	287	H
1	10.345	43.69	PK-U	37.8	-23.2	0	58.29	-	-	-	-	68.2	-9.91	163	127	H
2	10.347	41.68	PK-U	37.8	-23.2	0	56.28	-	-	-	-	68.2	-11.92	167	216	V

* - indicates frequency in CFR47 Pt 15 / IC RSS-Restricted Band

PK-U - U-NII: Maximum Peak

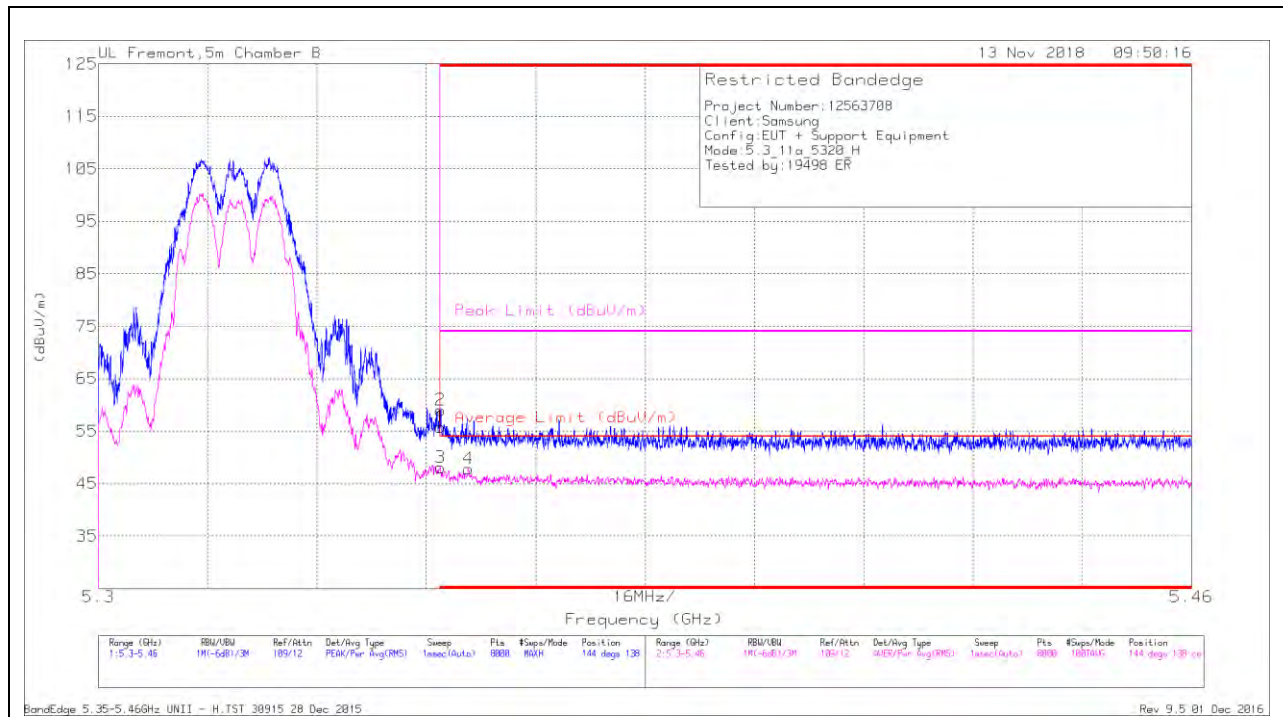
ADR - U-NII AD primary method, RMS average

9.1.8. TX ABOVE 1 GHz 802.11a MODE IN THE 5.3 GHz BAND

2TX Antenna 1 + Antenna 2 CDD MODE

BANDEDGE (HIGH CHANNEL)

HORIZONTAL RESULT



Trace Markers

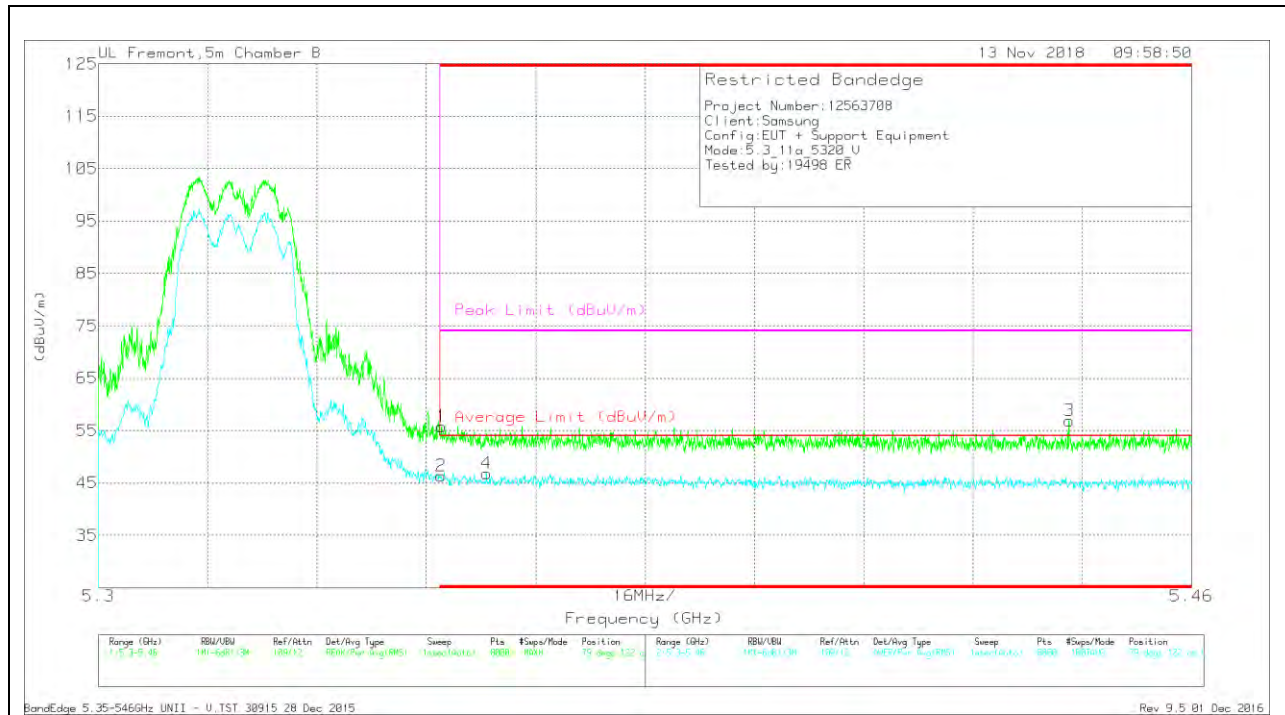
Marker	Frequency (GHz)	Meter Reading (dBuV)	Det	AFT863 (dB/m)	Amp/Cb/Fitr/Pad (dB)	DC Corr (dB)	Corrected Reading (dBuV/m)	Average Limit (dBuV/m)	Margin (dB)	Peak Limit (dBuV/m)	PK Margin (dB)	Azimuth (Degs)	Height (cm)	Polarity
1	* 5.35	38.58	Pk	35	-17.8	0	55.78	-	-	74	-18.22	144	138	H
2	* 5.35	41.79	Pk	35	-17.8	0	58.99	-	-	74	-15.01	144	138	H
3	* 5.35	30.53	RMS	35	-17.8	.29	48.02	54	-5.98	-	-	144	138	H
4	* 5.354	30.48	RMS	35	-18	.29	47.77	54	-6.23	-	-	144	138	H

* - indicates frequency in CFR47 Pt 15 / IC RSS-Restricted Band

Pk - Peak detector

RMS - RMS detection

VERTICAL RESULT



Trace Markers

Marker	Frequency (GHz)	Meter Reading (dBuV)	Det	AF T863 (dB/m)	Amp/Cb/Fitr/Pad (dB)	DC Corr (dB)	Corrected Reading (dBuV/m)	Average Limit (dBuV/m)	Margin (dB)	Peak Limit (dBuV/m)	PK Margin (dB)	Azimuth (Degs)	Height (cm)	Polarity
1	* 5.35	38.64	Pk	35	-17.9	0	55.74	-	-	74	-18.26	79	122	V
2	* 5.35	28.85	RMS	35	-17.8	.29	46.34	54	-7.66	-	-	79	122	V
4	* 5.357	29.37	RMS	35	-17.8	.29	46.86	54	-7.14	-	-	79	122	V
3	* 5.442	39.77	Pk	35.2	-18.1	0	56.87	-	-	74	-17.13	79	122	V

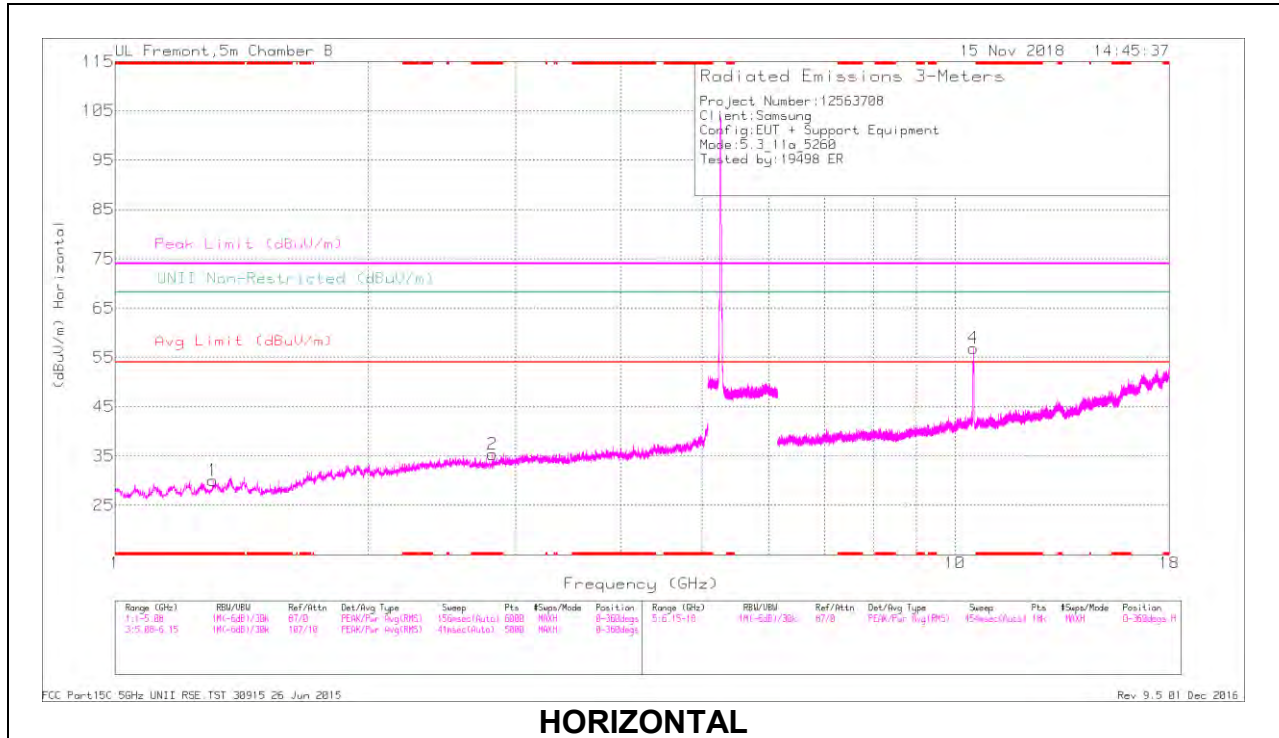
* - indicates frequency in CFR47 Pt 15 / IC RSS-Restricted Band

Pk - Peak detector

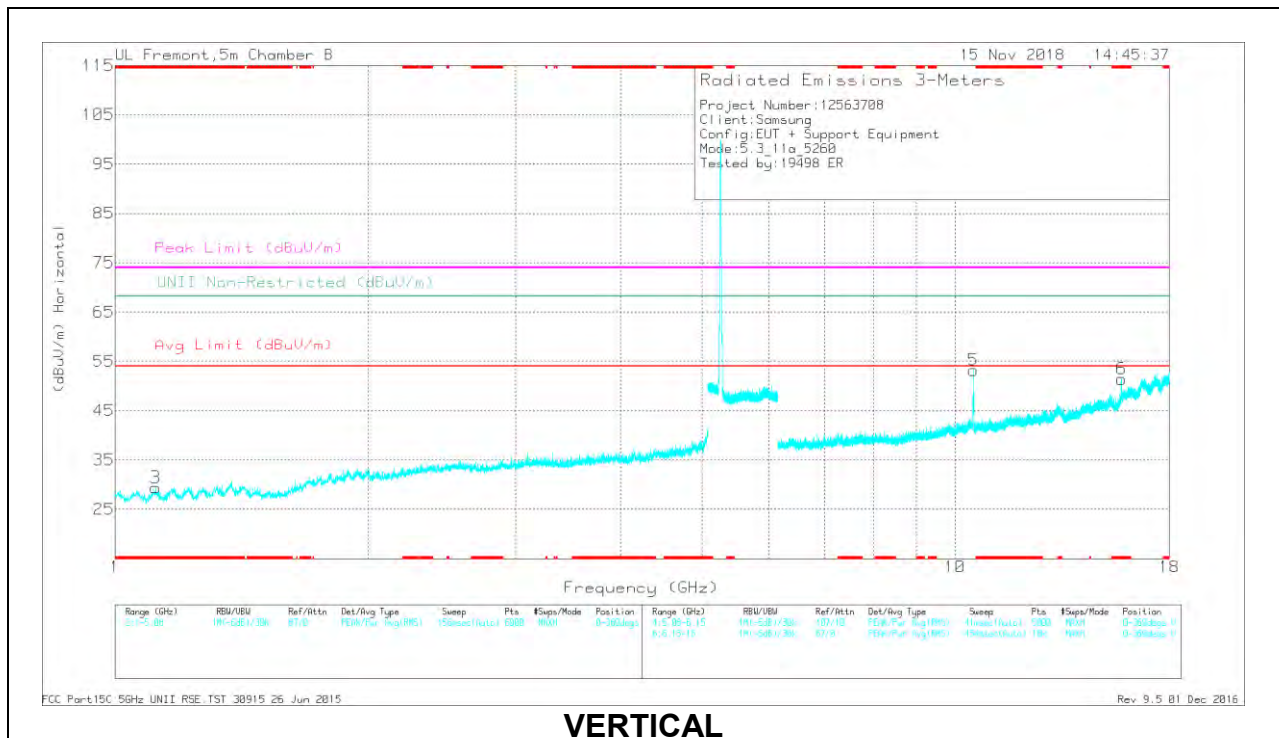
RMS - RMS detection

HARMONICS AND SPURIOUS EMISSIONS

LOW CHANNEL RESULTS



HORIZONTAL



VERTICAL

RADIATED EMISSIONS

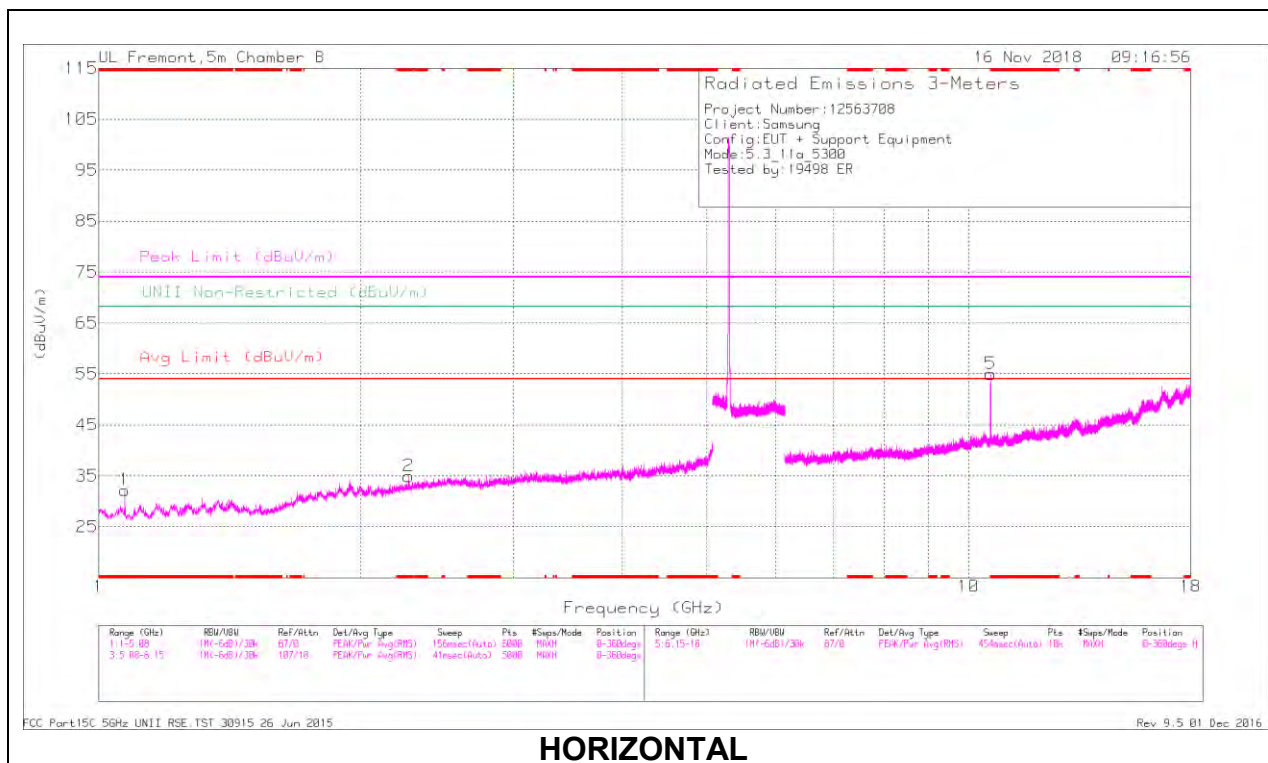
Marker	Frequency (GHz)	Meter Reading (dBuV)	Det	AF T863 (dB/m)	Amp/Cbl/Filtr/Pad (dB)	DC Corr (dB)	Corrected Reading (dBuV/m)	Avg Limit (dBuV/m)	Margin (dB)	Peak Limit (dBuV/m)	PK Margin (dB)	UNII Non-Restricted (dBuV/m)	PK Margin (dB)	Azimuth (Degs)	Height (cm)	Polarity
2	* 2.815	39.81	PK-U	32.5	-32	0	40.31	-	-	74	-33.69	-	-	206	147	H
	* 2.817	28.93	ADR	32.5	-32.1	.29	29.62	54	-24.38	-	-	-	-	206	147	H
1	* 1.309	41.3	PK-U	28.4	-34	0	35.7	-	-	74	-38.3	-	-	60	252	H
	* 1.309	29.6	ADR	28.4	-34.1	.29	24.19	54	-29.81	-	-	-	-	60	252	H
3	* 1.117	41.94	PK-U	27.4	-33.9	0	35.44	-	-	74	-38.56	-	-	283	171	V
	* 1.118	30.88	ADR	27.4	-34	.29	24.57	54	-29.43	-	-	-	-	283	171	V
6	* 15.784	35.89	PK-U	42	-19	0	58.89	-	-	74	-15.11	-	-	217	379	V
	* 15.784	23.97	ADR	42	-19	.29	47.26	54	-6.74	-	-	-	-	217	379	V
5	10.515	42.72	PK-U	37.8	-23	0	57.52	-	-	-	-	68.2	-10.68	92	133	V
4	10.522	48.61	PK-U	37.8	-23.1	0	63.31	-	-	-	-	68.2	-4.89	169	105	H

* - indicates frequency in CFR47 Pt 15 / IC RSS-Restricted Band

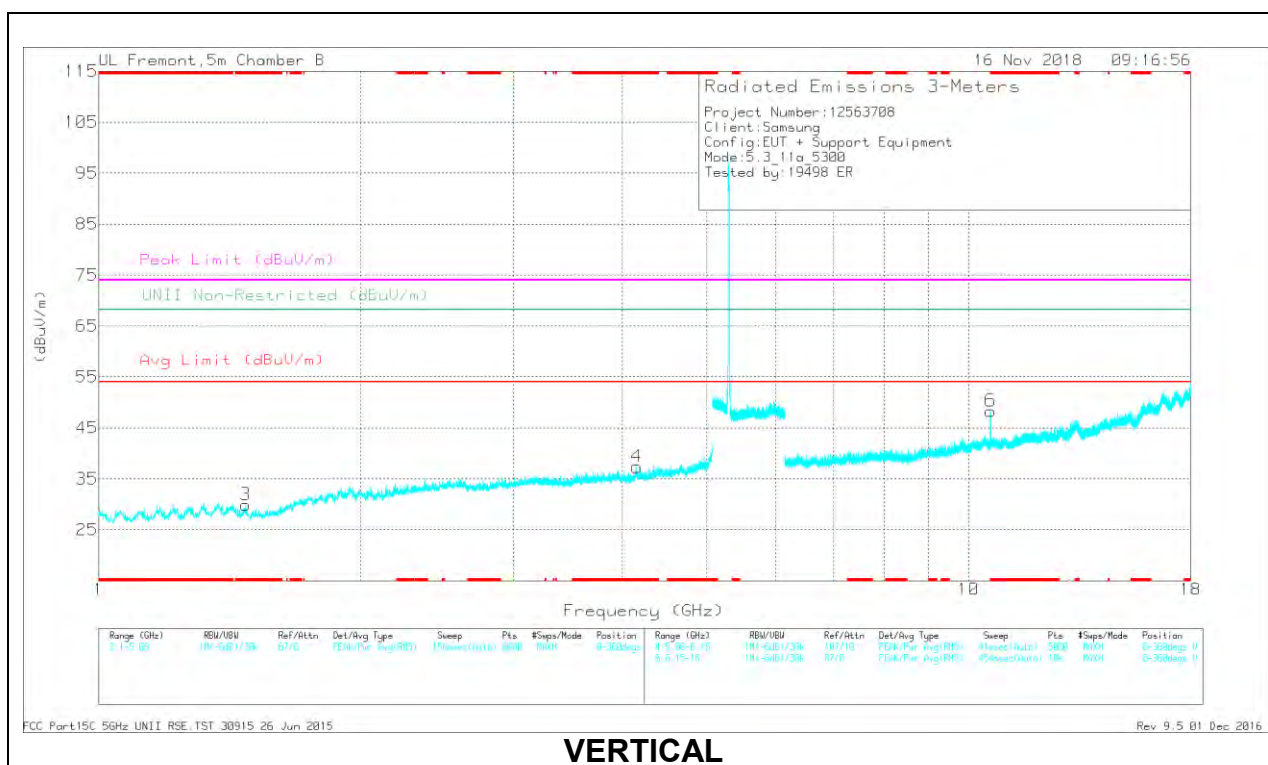
PK-U - U-NII: Maximum Peak

ADR - U-NII AD primary method, RMS average

MID CHANNEL RESULTS



HORIZONTAL



VERTICAL

RADIATED EMISSIONS

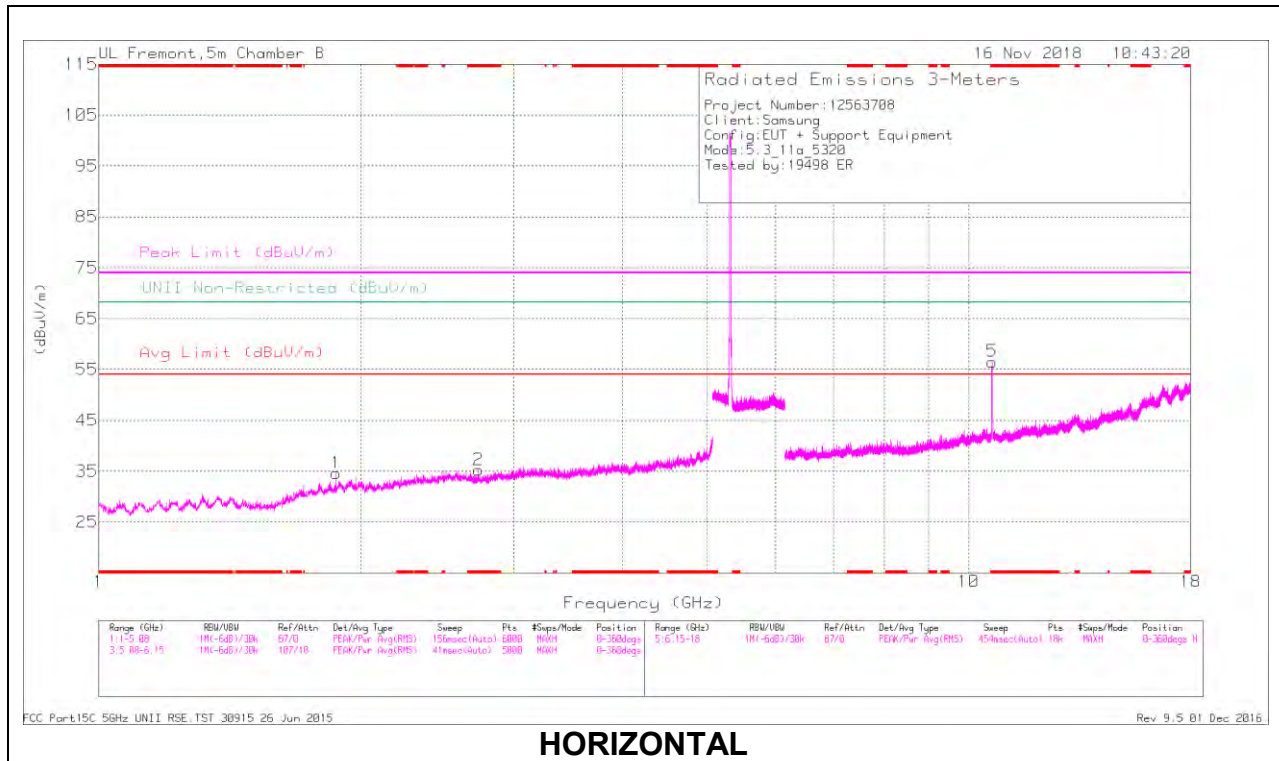
Marker	Frequency (GHz)	Meter Reading (dBuV)	Det	AF T863 (dB/m)	Amp/Cbl/Filtr/Pad (dB)	DC Corr (dB)	Corrected Reading (dBuV/m)	Avg Limit (dBuV/m)	Margin (dB)	Peak Limit (dBuV/m)	PK Margin (dB)	UNII Non-Restricted (dBuV/m)	PK Margin (dB)	Azimuth (Degs)	Height (cm)	Polarity
2	* 2.273	40.39	PK-U	31.8	-32.3	0	39.89	-	-	74	-34.11	-	-	142	105	H
	* 2.271	29.19	ADR	31.8	-32.2	.29	29.08	54	-24.92	-	-	-	-	142	105	H
1	* 1.072	41.61	PK-U	27.4	-34.1	0	34.91	-	-	74	-39.09	-	-	31	228	H
	* 1.07	30.35	ADR	27.4	-34.1	.29	23.94	54	-30.06	-	-	-	-	31	228	H
4	* 4.155	38.7	PK-U	33.6	-29.1	0	43.2	-	-	74	-30.8	-	-	246	227	V
	* 4.157	27.47	ADR	33.6	-29.1	.29	32.26	54	-21.74	-	-	-	-	246	227	V
3	* 1.477	41.9	PK-U	27.9	-33.7	0	36.1	-	-	74	-37.9	-	-	119	164	V
	* 1.477	30.31	ADR	27.9	-33.7	.29	24.8	54	-29.2	-	-	-	-	119	164	V
5	* 10.602	48.3	PK-U	37.7	-23.1	0	62.9	-	-	74	-11.1	-	-	135	106	H
	* 10.601	35.39	ADR	37.7	-23.1	.29	50.28	54	-3.72	-	-	-	-	135	106	H
6	* 10.601	43.85	PK-U	37.7	-23.1	0	58.45	-	-	74	-15.55	-	-	173	264	V
	* 10.601	30.21	ADR	37.7	-23.1	.29	45.1	54	-8.9	-	-	-	-	173	264	V

* - indicates frequency in CFR47 Pt 15 / IC RSS-Restricted Band

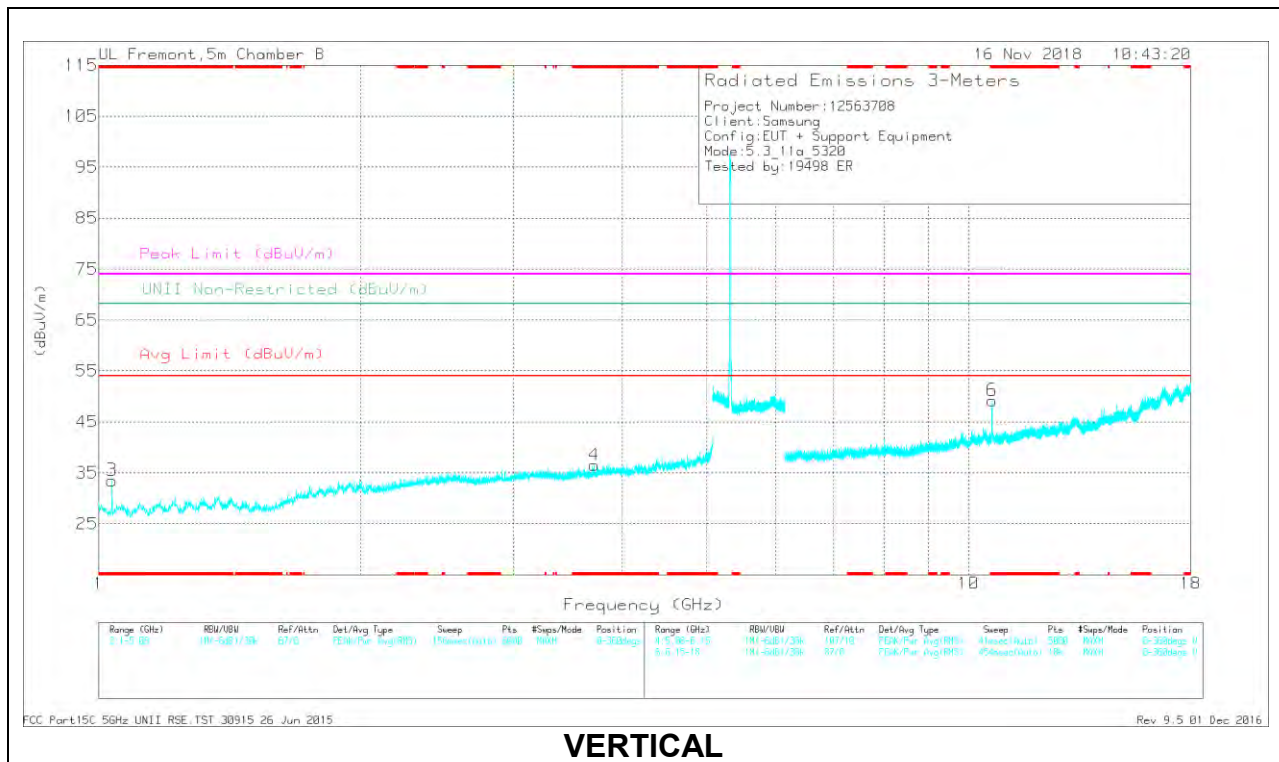
PK-U - U-NII: Maximum Peak

ADR - U-NII AD primary method, RMS average

HIGH CHANNEL RESULTS



HORIZONTAL



VERTICAL

RADIATED EMISSIONS

Marker	Frequency (GHz)	Meter Reading (dBuV)	Det	AF T863 (dB/m)	Amp/Cbl/Filtr/Pad (dB)	DC Corr (dB)	Corrected Reading (dBuV/m)	Avg Limit (dBuV/m)	Margin (dB)	Peak Limit (dBuV/m)	PK Margin (dB)	UNII Non-Restricted (dBuV/m)	PK Margin (dB)	Azimuth (Degs)	Height (cm)	Polarity
2	* 2.731	40.53	PK-U	32.3	-32.2	0	40.63	-	-	74	-33.37	-	-	72	229	H
	* 2.732	29.19	ADR	32.3	-32.2	.29	29.58	54	-24.42	-	-	-	-	72	229	H
4	* 3.715	39.57	PK-U	33.3	-30.8	0	42.07	-	-	74	-31.93	-	-	183	131	V
	* 3.716	28.83	ADR	33.3	-30.8	.29	31.62	54	-22.38	-	-	-	-	183	131	V
3	* 1.036	41.35	PK-U	27.5	-34.5	0	34.35	-	-	74	-39.65	-	-	267	263	V
	* 1.036	29.91	ADR	27.5	-34.5	.29	23.2	54	-30.8	-	-	-	-	267	263	V
5	* 10.641	47.42	PK-U	37.8	-22.6	0	62.62	-	-	74	-11.38	-	-	120	108	H
	* 10.64	35.33	ADR	37.8	-22.6	.29	50.82	54	-3.18	-	-	-	-	120	108	H
6	* 10.634	40.72	PK-U	37.8	-22.6	0	55.92	-	-	74	-18.08	-	-	89	108	V
	* 10.64	29.11	ADR	37.8	-22.6	.29	44.6	54	-9.4	-	-	-	-	89	108	V
1	1.875	40.89	PK-U	31	-33.1	0	38.79	-	-	-	-	68.2	-29.41	193	198	H

* - indicates frequency in CFR47 Pt 15 / IC RSS-Restricted Band

PK-U - U-NII: Maximum Peak

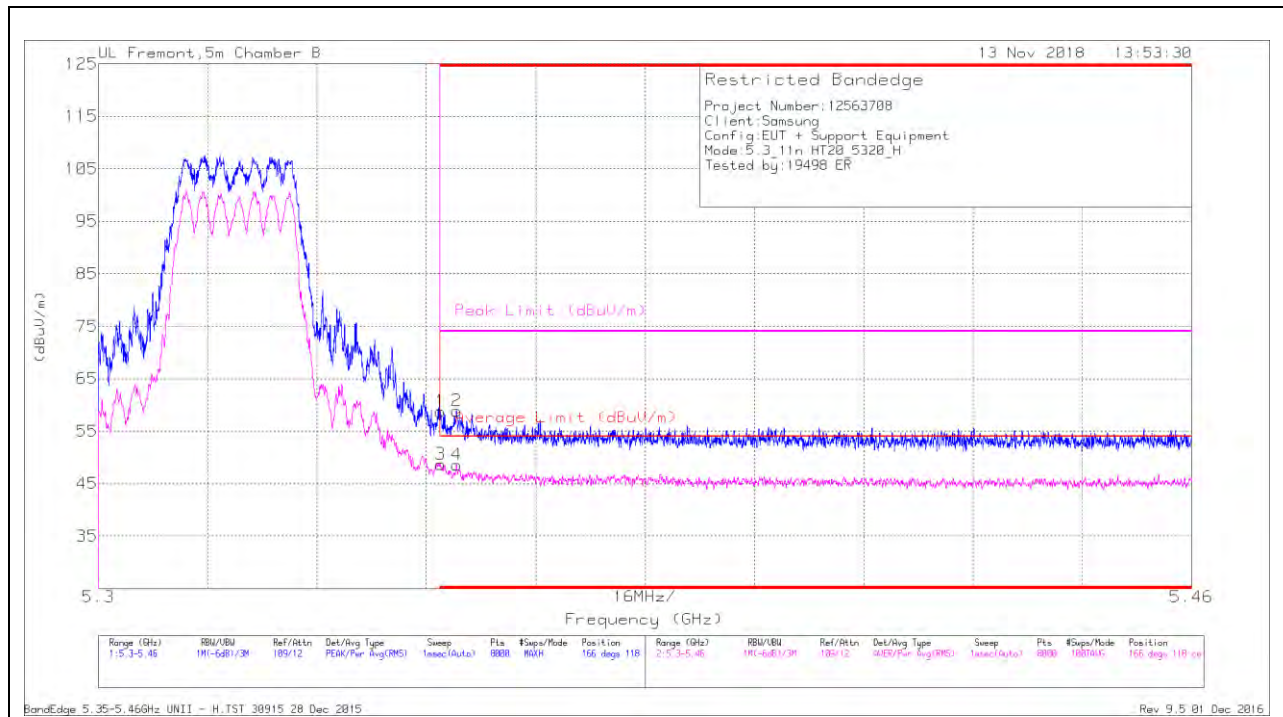
ADR - U-NII AD primary method, RMS average

9.1.9. TX ABOVE 1 GHz 802.11n HT20 MODE IN THE 5.3 GHz BAND

2TX Antenna 1 + Antenna 2 CDD MODE

BANDEDGE (HIGH CHANNEL)

HORIZONTAL RESULT



Trace Markers

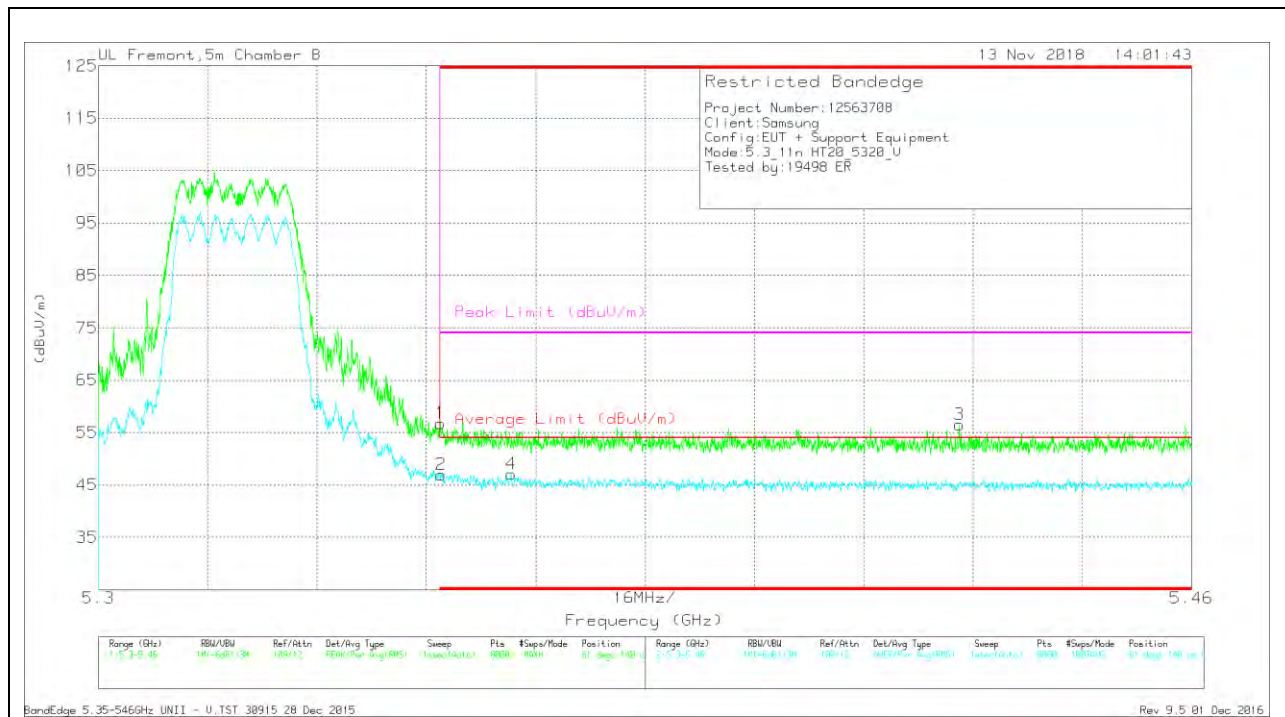
Marker	Frequency (GHz)	Meter Reading (dBuV)	Det	AFT863 (dB/m)	Amp/Cb/Fitr/Pad (dB)	DC Corr (dB)	Corrected Reading (dBuV/m)	Average Limit (dBuV/m)	Margin (dB)	Peak Limit (dBuV/m)	PK Margin (dB)	Azimuth (Degs)	Height (cm)	Polarity
1	* 5.35	41.5	Pk	35	-17.8	0	58.7	-	-	74	-15.3	166	118	H
3	* 5.35	31.18	RMS	35	-17.8	.3	48.68	54	-5.32	-	-	166	118	H
2	* 5.352	41.78	Pk	35	-17.9	0	58.88	-	-	74	-15.12	166	118	H
4	* 5.352	31.2	RMS	35	-17.9	.3	48.6	54	-5.4	-	-	166	118	H

* - indicates frequency in CFR47 Pt 15 / IC RSS-Restricted Band

Pk - Peak detector

RMS - RMS detection

VERTICAL RESULT



Trace Markers

Marker	Frequency (GHz)	Meter Reading (dBuV)	Det	AF T863 (dB/m)	Amp/Cb1/Fitr/Pad (dB)	DC Corr (dB)	Corrected Reading (dBuV/m)	Average Limit (dBuV/m)	Margin (dB)	Peak Limit (dBuV/m)	PK Margin (dB)	Azimuth (Degs)	Height (cm)	Polarity
1	* 5.35	39.53	Pk	35	-17.8	0	56.73	-	-	74	-17.27	61	140	V
2	* 5.35	29.48	RMS	35	-17.8	.3	46.98	54	-7.02	-	-	61	140	V
4	* 5.36	29.58	RMS	35.1	-17.9	.3	47.08	54	-6.92	-	-	61	140	V
3	* 5.426	39.35	Pk	35.2	-18	0	56.55	-	-	74	-17.45	61	140	V

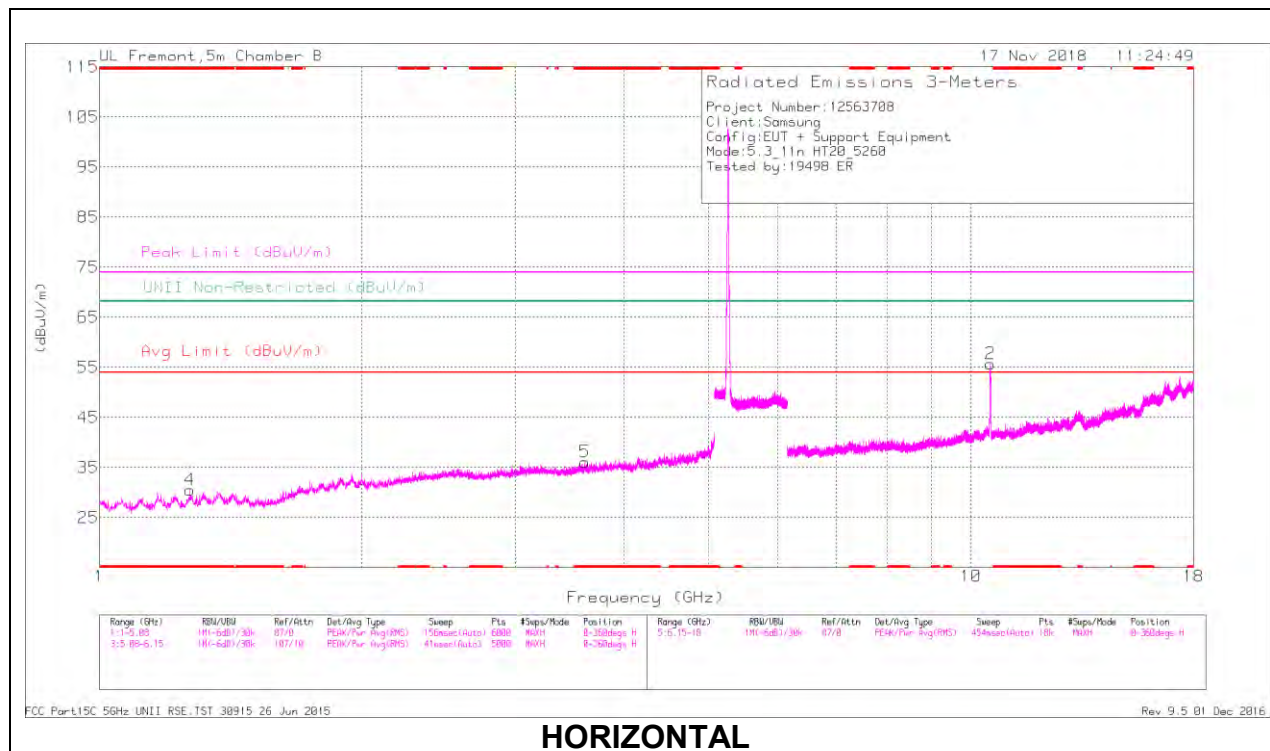
* - indicates frequency in CFR47 Pt 15 / IC RSS-Restricted Band

Pk - Peak detector

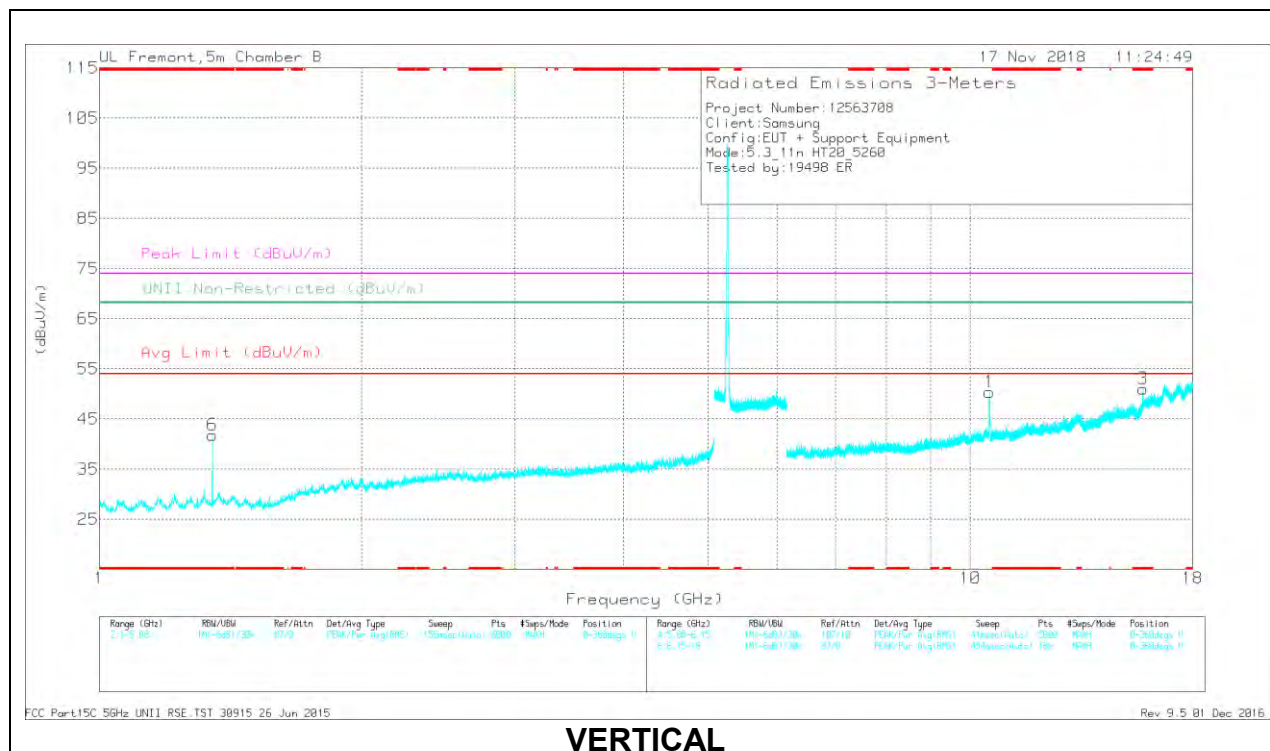
RMS - RMS detection

HARMONICS AND SPURIOUS EMISSIONS

LOW CHANNEL RESULTS



HORIZONTAL



VERTICAL

RADIATED EMISSIONS

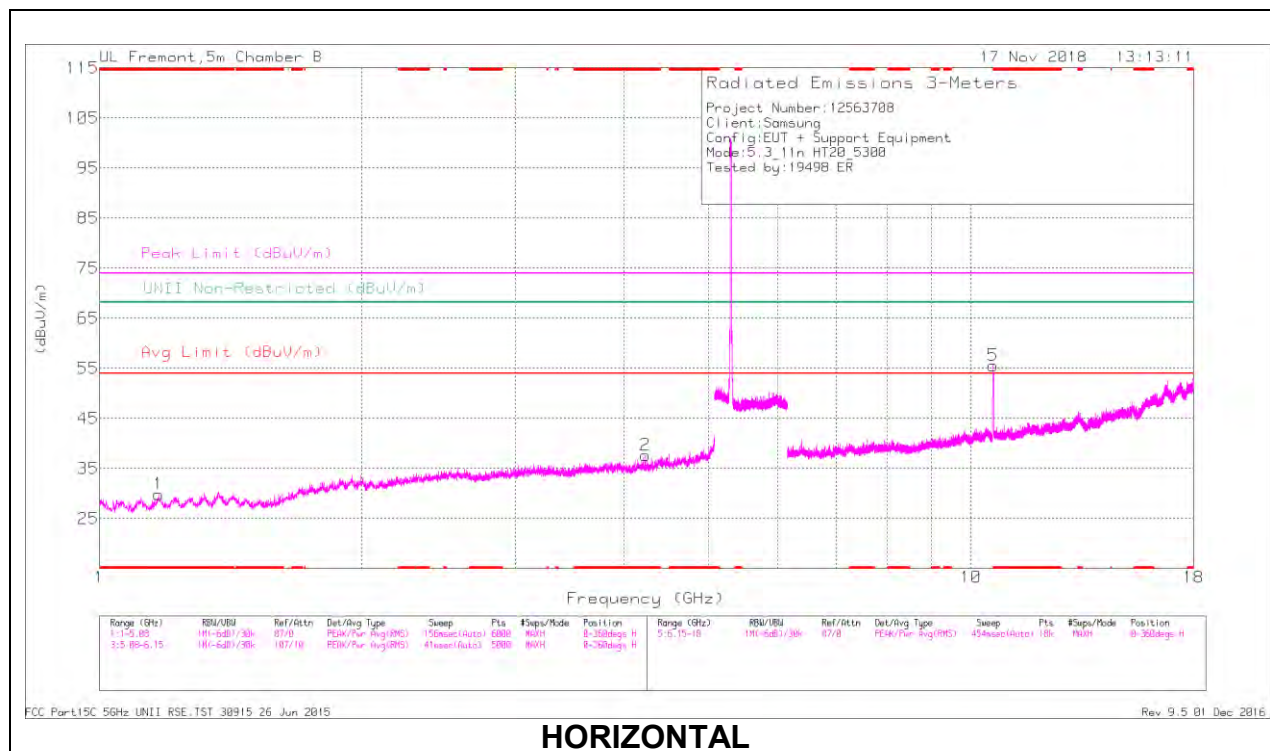
Marker	Frequency (GHz)	Meter Reading (dBuV)	Det	AF T863 (dB/m)	Amp/Cbl/Fitr/Pad (dB)	DC Corr (dB)	Corrected Reading (dBuV/m)	Avg Limit (dBuV/m)	Margin (dB)	Peak Limit (dBuV/m)	PK Margin (dB)	UNII Non-Restricted (dBuV/m)	PK Margin (dB)	Azimuth (Degs)	Height (cm)	Polarity
5	* 3.603	40.24	PK-U	33.3	-31.2	0	42.34	-	-	74	-31.66	-	-	174	180	H
	* 3.603	28.75	ADR	33.3	-31.2	.3	31.15	54	-22.85	-	-	-	-	174	180	H
4	* 1.271	42.32	PK-U	28.4	-34.3	0	36.42	-	-	74	-37.58	-	-	63	256	H
	* 1.271	30.78	ADR	28.4	-34.3	.3	25.18	54	-28.82	-	-	-	-	63	256	H
6	* 1.346	40.36	PK-U	28.5	-33.5	0	35.36	-	-	74	-38.64	-	-	241	154	V
	* 1.346	28.73	ADR	28.5	-33.5	.3	24.03	54	-29.97	-	-	-	-	241	154	V
3	* 15.777	36.62	PK-U	42	-19.1	0	59.52	-	-	74	-14.48	-	-	156	104	V
	* 15.777	23.09	ADR	42	-19.1	.3	46.29	54	-7.71	-	-	-	-	156	104	V
1	10.515	42.06	PK-U	37.8	-23	0	56.86	-	-	-	-	68.2	-11.34	99	106	V
2	10.53	48.02	PK-U	37.8	-23.2	0	62.62	-	-	-	-	68.2	-5.58	143	102	H

* - indicates frequency in CFR47 Pt 15 / IC RSS-Restricted Band

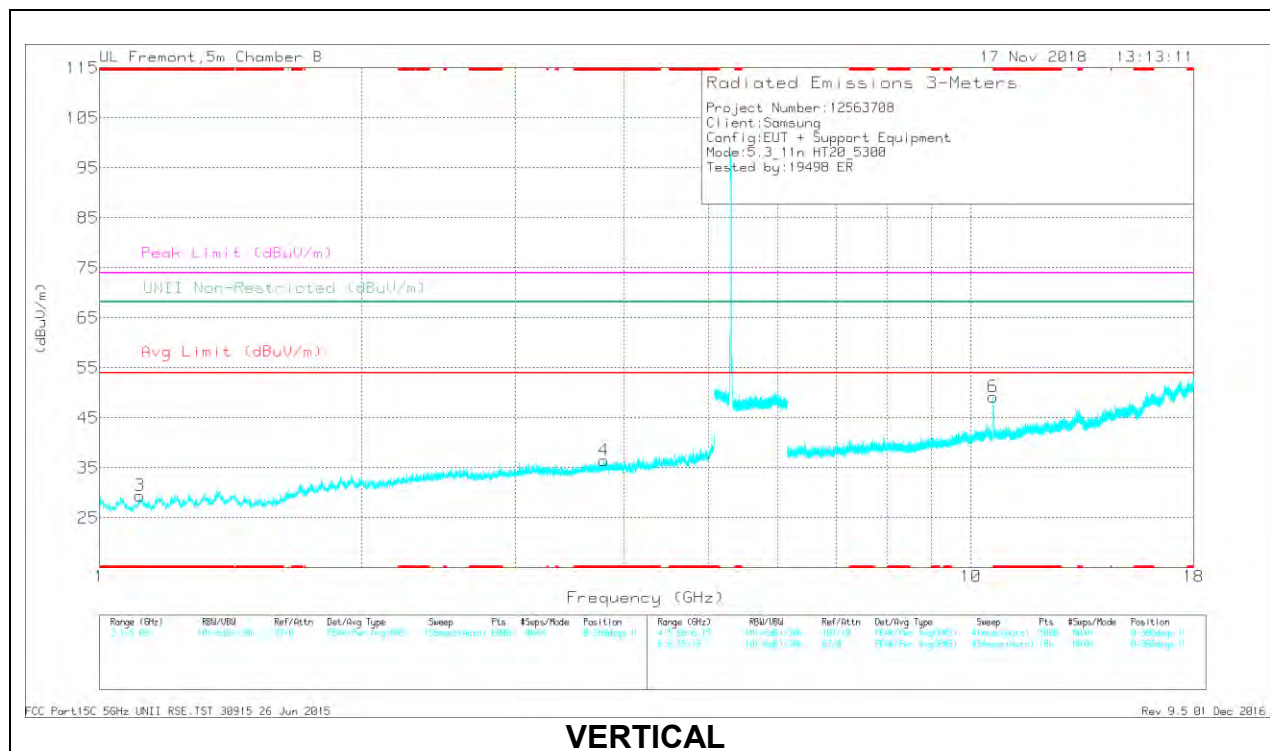
PK-U - U-NII: Maximum Peak

ADR - U-NII AD primary method, RMS average

MID CHANNEL RESULTS



HORIZONTAL



VERTICAL

RADIATED EMISSIONS

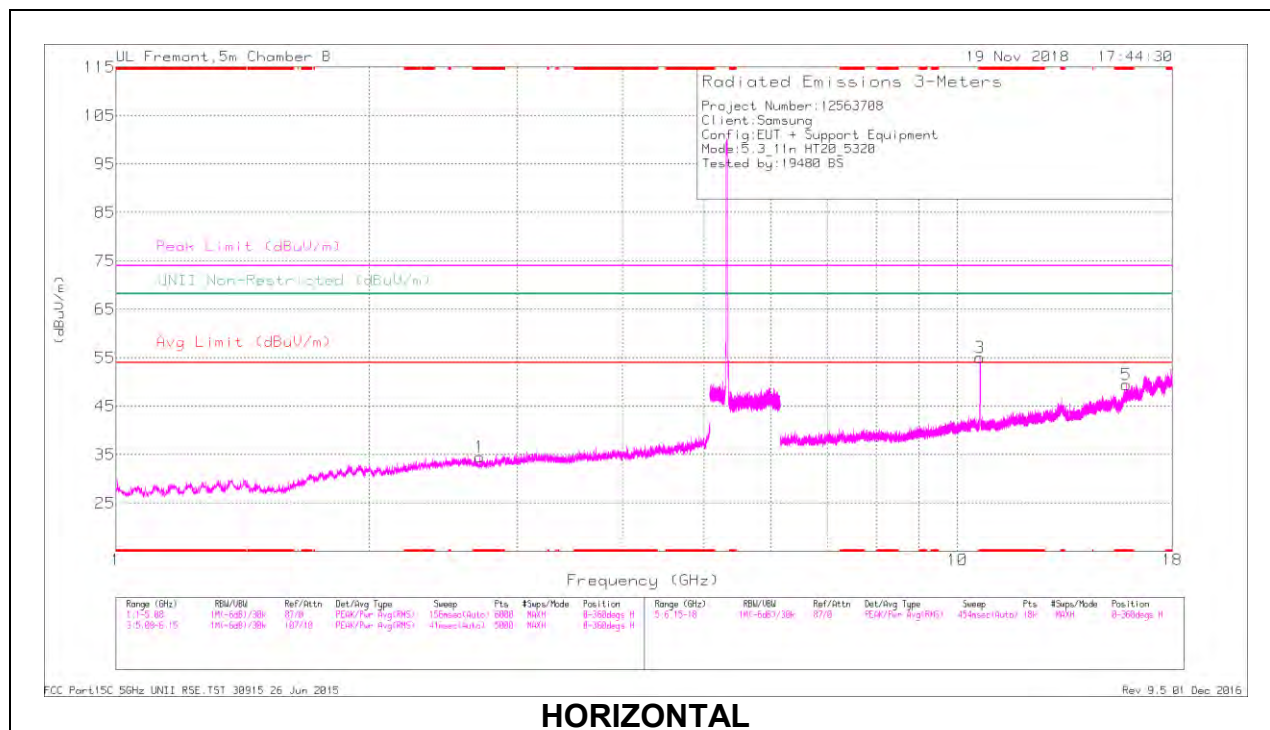
Marker	Frequency (GHz)	Meter Reading (dBuV)	Det	AF T863 (dB/m)	Amp/Cbl/Filtr/Pad (dB)	DC Corr (dB)	Corrected Reading (dBuV/m)	Avg Limit (dBuV/m)	Margin (dB)	Peak Limit (dBuV/m)	PK Margin (dB)	UNII Non-Restricted (dBuV/m)	PK Margin (dB)	Azimuth (Degs)	Height (cm)	Polarity
2	* 4.229	39.77	PK-U	33.6	-30.2	0	43.17	-	-	74	-30.83	-	-	42	257	H
	* 4.229	27.9	ADR	33.6	-30.2	.3	31.6	54	-22.4	-	-	-	-	42	257	H
1	* 1.169	42.27	PK-U	27.9	-34.1	0	36.07	-	-	74	-37.93	-	-	223	130	H
	* 1.169	30.9	ADR	27.9	-34.1	.3	25	54	-29	-	-	-	-	223	130	H
4	* 3.793	40.58	PK-U	33.4	-30.5	0	43.48	-	-	74	-30.52	-	-	189	105	V
	* 3.793	28.42	ADR	33.4	-30.5	.3	31.62	54	-22.38	-	-	-	-	189	105	V
3	* 1.112	42.36	PK-U	27.3	-33.9	0	35.76	-	-	74	-38.24	-	-	117	160	V
	* 1.112	30.58	ADR	27.3	-33.9	.3	24.28	54	-29.72	-	-	-	-	117	160	V
5	* 10.601	48.41	PK-U	37.7	-23.1	0	63.01	-	-	74	-10.99	-	-	150	122	H
	* 10.601	35.79	ADR	37.7	-23.1	.3	50.69	54	-3.31	-	-	-	-	150	122	H
6	* 10.6	43.68	PK-U	37.7	-23.1	0	58.28	-	-	74	-15.72	-	-	96	105	V
	* 10.6	30.39	ADR	37.7	-23.1	.3	45.29	54	-8.71	-	-	-	-	96	105	V

* - indicates frequency in CFR47 Pt 15 / IC RSS-Restricted Band

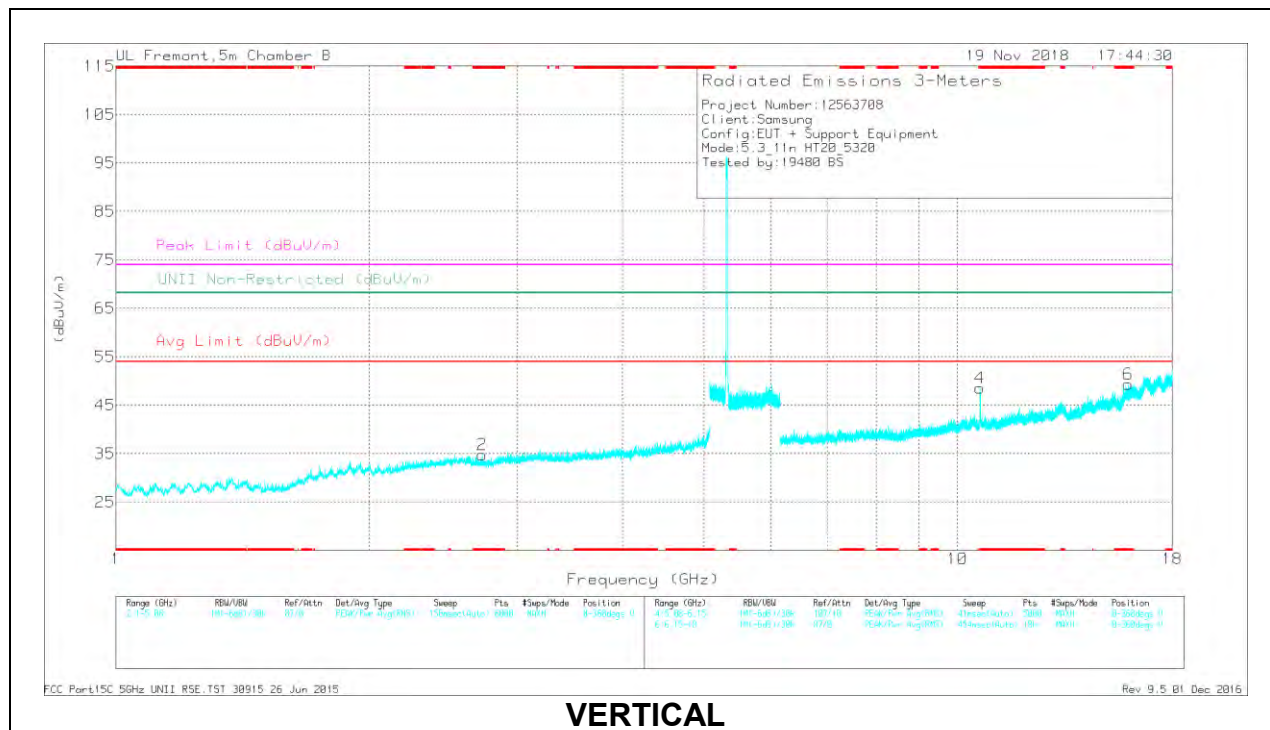
PK-U - U-NII: Maximum Peak

ADR - U-NII AD primary method, RMS average

HIGH CHANNEL RESULTS



HORIZONTAL



VERTICAL

RADIATED EMISSIONS

Marker	Frequency (GHz)	Meter Reading (dBuV)	Det	AF T863 (dB/m)	Amp/Cbl/Filtr/Pad (dB)	DC Corr (dB)	Corrected Reading (dBuV/m)	Avg Limit (dBuV/m)	Margin (dB)	Peak Limit (dBuV/m)	PK Margin (dB)	UNII Non-Restricted (dBuV/m)	PK Margin (dB)	Azimuth (Degs)	Height (cm)	Polarity
1	* 2.705	40.22	PK-U	32.3	-32	0	40.52	-	-	74	-33.48	-	-	215	289	H
	* 2.706	27.93	ADR	32.3	-32	.3	28.53	54	-25.47	-	-	-	-	215	289	H
2	* 2.721	40.87	PK-U	32.3	-32.1	0	41.07	-	-	74	-32.93	-	-	22	395	V
	* 2.723	28.36	ADR	32.3	-32.1	.3	28.86	54	-25.14	-	-	-	-	22	395	V
3	* 10.639	46.85	PK-U	37.8	-22.6	0	62.05	-	-	74	-11.95	-	-	155	120	H
	* 10.641	34.29	ADR	37.8	-22.6	.3	49.79	54	-4.21	-	-	-	-	155	120	H
5	* 15.868	30.47	PK-U	42.2	-18.1	0	54.57	-	-	74	-19.43	-	-	355	120	H
	* 15.868	17.02	ADR	42.2	-18.1	.3	41.42	54	-12.58	-	-	-	-	355	120	H
4	* 10.64	40.77	PK-U	37.8	-22.6	0	55.97	-	-	74	-18.03	-	-	89	102	V
	* 10.64	28.58	ADR	37.8	-22.6	.3	44.08	54	-9.92	-	-	-	-	89	102	V
6	* 15.959	30.68	PK-U	42.4	-18.7	0	54.38	-	-	74	-19.62	-	-	248	324	V
	* 15.961	17.96	ADR	42.4	-18.7	.3	41.96	54	-12.04	-	-	-	-	248	324	V

* - indicates frequency in CFR47 Pt 15 / IC RSS-Restricted Band

PK-U - U-NII: Maximum Peak

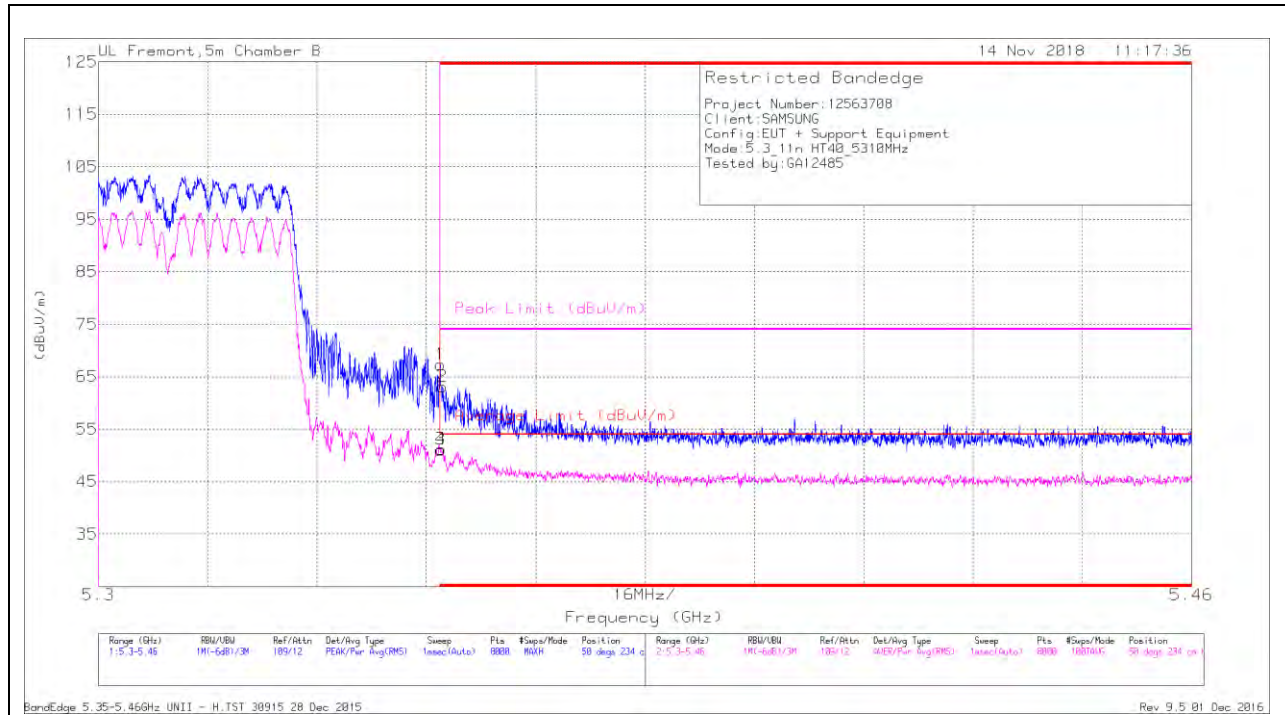
ADR - U-NII AD primary method, RMS average

9.1.10. TX ABOVE 1 GHz 802.11n HT40 MODE IN THE 5.3 GHz BAND

2TX Antenna 1 + Antenna 2 CDD MODE

BANDEDGE (HIGH CHANNEL)

HORIZONTAL RESULT



Trace Markers

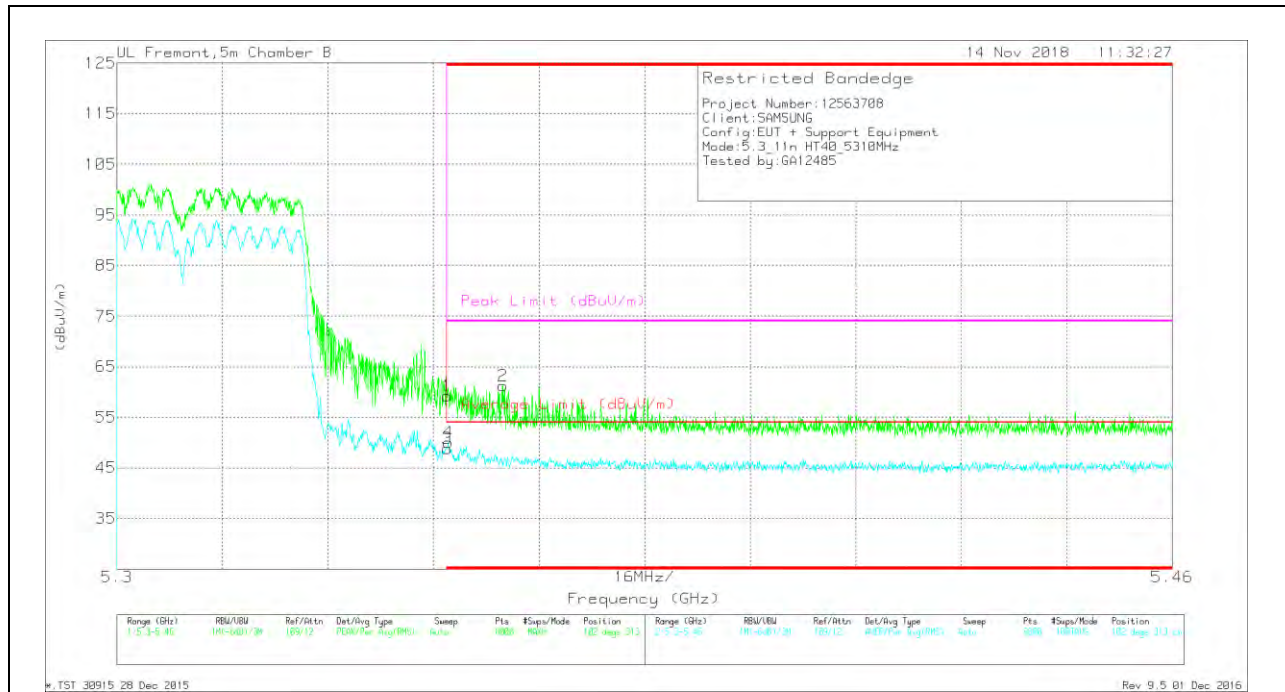
Marker	Frequency (GHz)	Meter Reading (dBuV)	Det	AFT863 (dB/m)	Amp/Cb/Fitr/Pad (dB)	DC Corr (dB)	Corrected Reading (dBuV/m)	Average Limit (dBuV/m)	Margin (dB)	Peak Limit (dBuV/m)	PK Margin (dB)	Azimuth (Degs)	Height (cm)	Polarity
1	* 5.35	50.15	Pk	35	-17.8	0	67.35	-	-	74	-6.65	50	234	H
2	* 5.35	45.98	Pk	35	-17.9	0	63.08	-	-	74	-10.92	50	234	H
3	* 5.35	33.29	RMS	35	-17.8	.61	51.1	54	-2.9	-	-	50	234	H
4	* 5.35	33.4	RMS	35	-17.8	.61	51.21	54	-2.79	-	-	50	234	H

* - indicates frequency in CFR47 Pt 15 / IC RSS-Restricted Band

Pk - Peak detector

RMS - RMS detection

VERTICAL RESULT



Trace Markers

Marker	Frequency (GHz)	Meter Reading (dBuV)	Det	AF T863 (dB/m)	Amp/Cb/Filtr/Pad (dB)	DC Corr (dB)	Corrected Reading (dBuV/m)	Average Limit (dBuV/m)	Margin (dB)	Peak Limit (dBuV/m)	PK Margin (dB)	Azimuth (Degs)	Height (cm)	Polarity
1	* 5.35	42.04	Pk	35	-17.8	0	59.24	-	-	74	-14.76	102	313	V
2	* 5.358	44.18	Pk	35	-18	0	61.18	-	-	74	-12.82	102	313	V
3	* 5.35	30.95	RMS	35	-17.8	.61	48.76	54	-5.24	-	-	102	313	V
4	* 5.35	32.34	RMS	35	-17.9	.61	50.05	54	-3.95	-	-	102	313	V

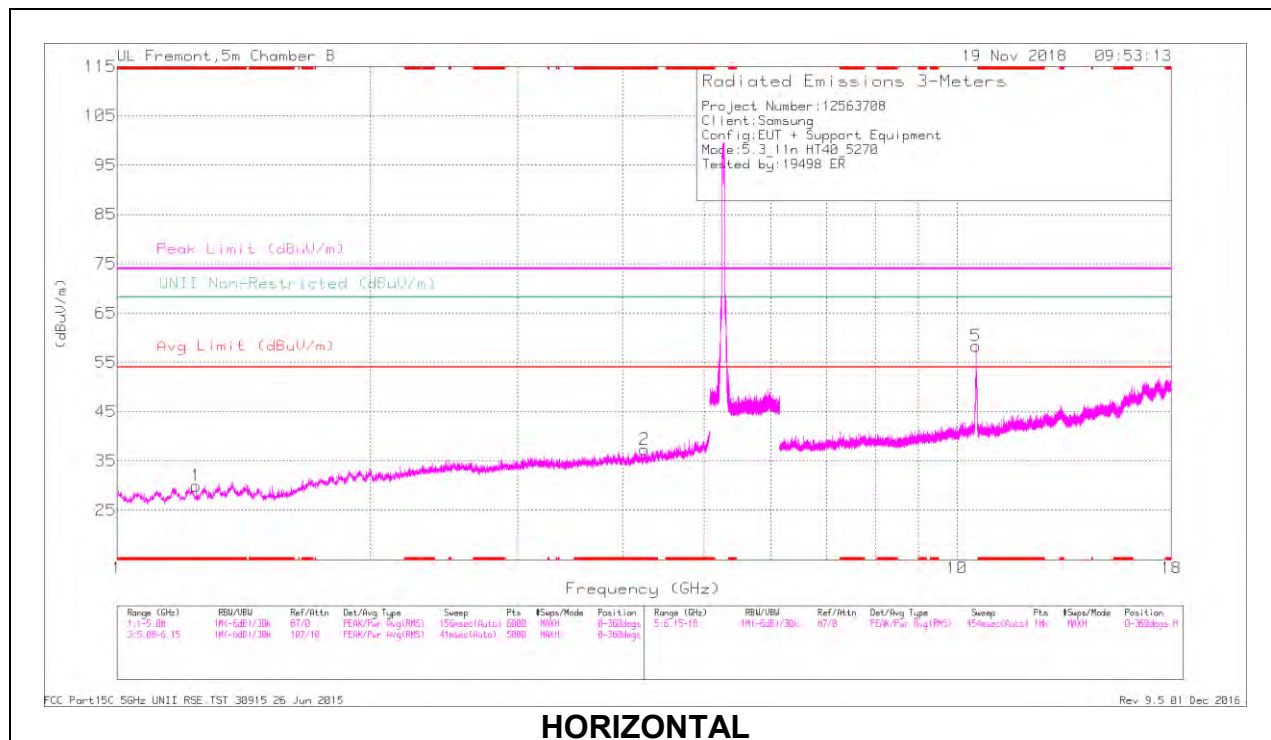
* - indicates frequency in CFR47 Pt 15 / IC RSS-Restricted Band

Pk - Peak detector

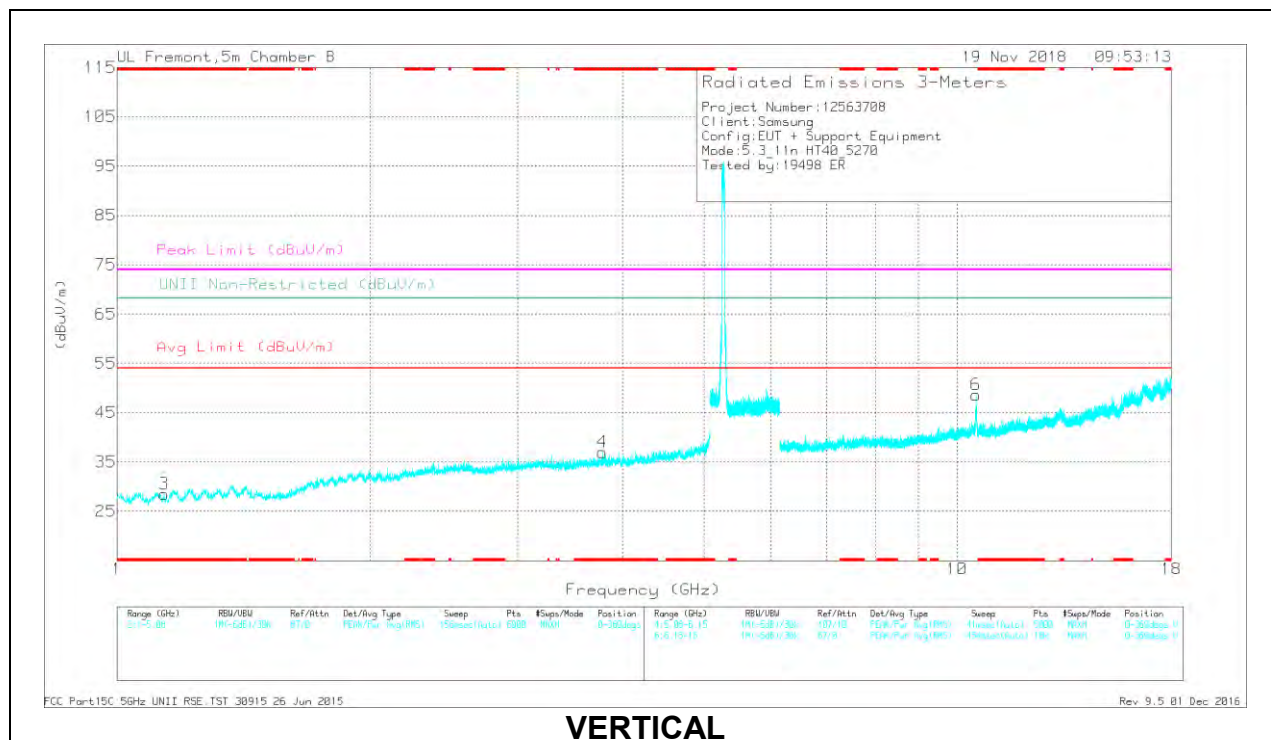
RMS - RMS detection

HARMONICS AND SPURIOUS EMISSIONS

LOW CHANNEL RESULTS



HORIZONTAL



VERTICAL

RADIATED EMISSIONS

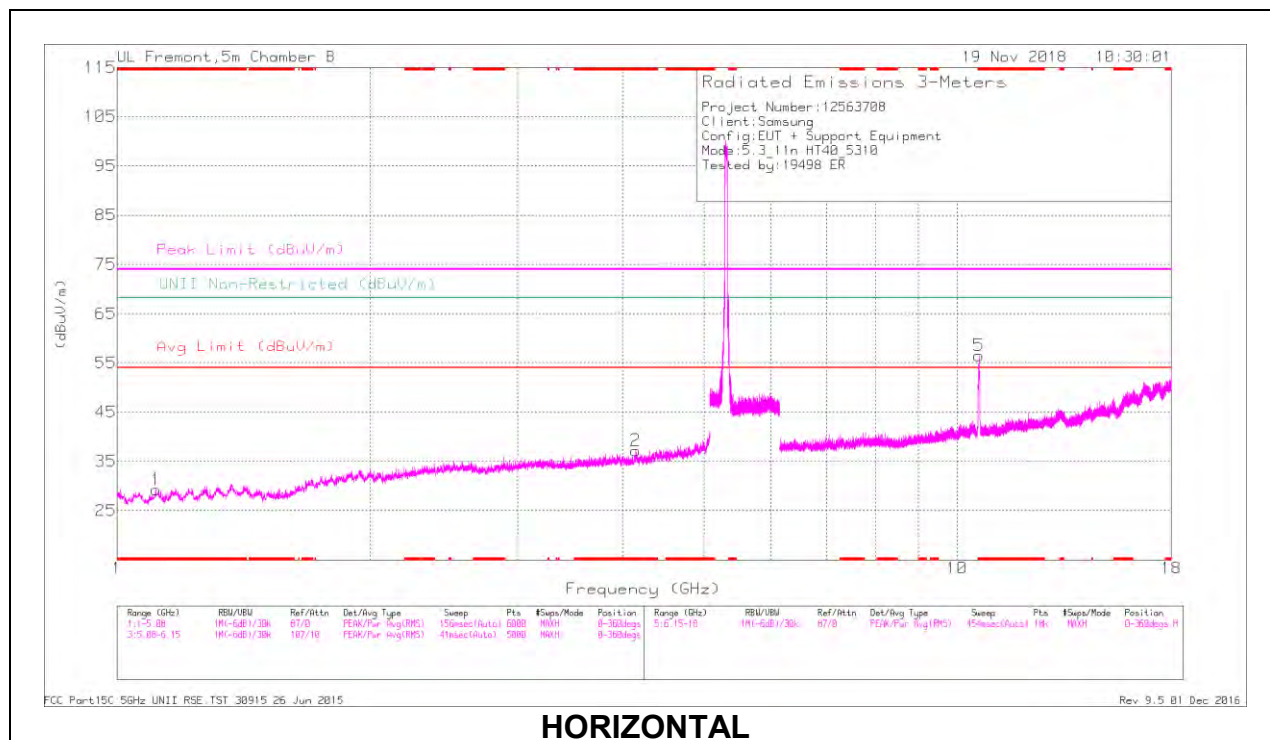
Marker	Frequency (GHz)	Meter Reading (dBuV)	Det	AF T863 (dB/m)	Amp/Cbl/Filtr/Pad (dB)	DC Corr (dB)	Corrected Reading (dBuV/m)	Avg Limit (dBuV/m)	Margin (dB)	Peak Limit (dBuV/m)	PK Margin (dB)	UNII Non-Restricted (dBuV/m)	PK Margin (dB)	Azimuth (Degs)	Height (cm)	Polarity
2	* 4.243	39.56	PK-U	33.6	-30.5	0	42.66	-	-	74	-31.34	-	-	145	186	H
	* 4.244	28.23	ADR	33.6	-30.5	.61	31.94	54	-22.06	-	-	-	-	145	186	H
1	* 1.24	41.38	PK-U	28.3	-34.3	0	35.38	-	-	74	-38.62	-	-	270	125	H
	* 1.24	28.95	ADR	28.3	-34.3	.61	23.56	54	-30.44	-	-	-	-	270	125	H
4	* 3.787	39.66	PK-U	33.4	-30.6	0	42.46	-	-	74	-31.54	-	-	250	175	V
	* 3.787	28.13	ADR	33.4	-30.6	.61	31.54	54	-22.46	-	-	-	-	250	175	V
3	* 1.138	41.04	PK-U	27.6	-33.9	0	34.74	-	-	74	-39.26	-	-	313	269	V
	* 1.136	29.38	ADR	27.6	-33.9	.61	23.69	54	-30.31	-	-	-	-	313	269	V
6	10.538	40.82	PK-U	37.8	-23.2	0	55.42	-	-	-	-	68.2	-12.78	174	215	V
5	10.539	45.9	PK-U	37.8	-23.2	0	60.5	-	-	-	-	68.2	-7.7	185	231	H

* - indicates frequency in CFR47 Pt 15 / IC RSS-Restricted Band

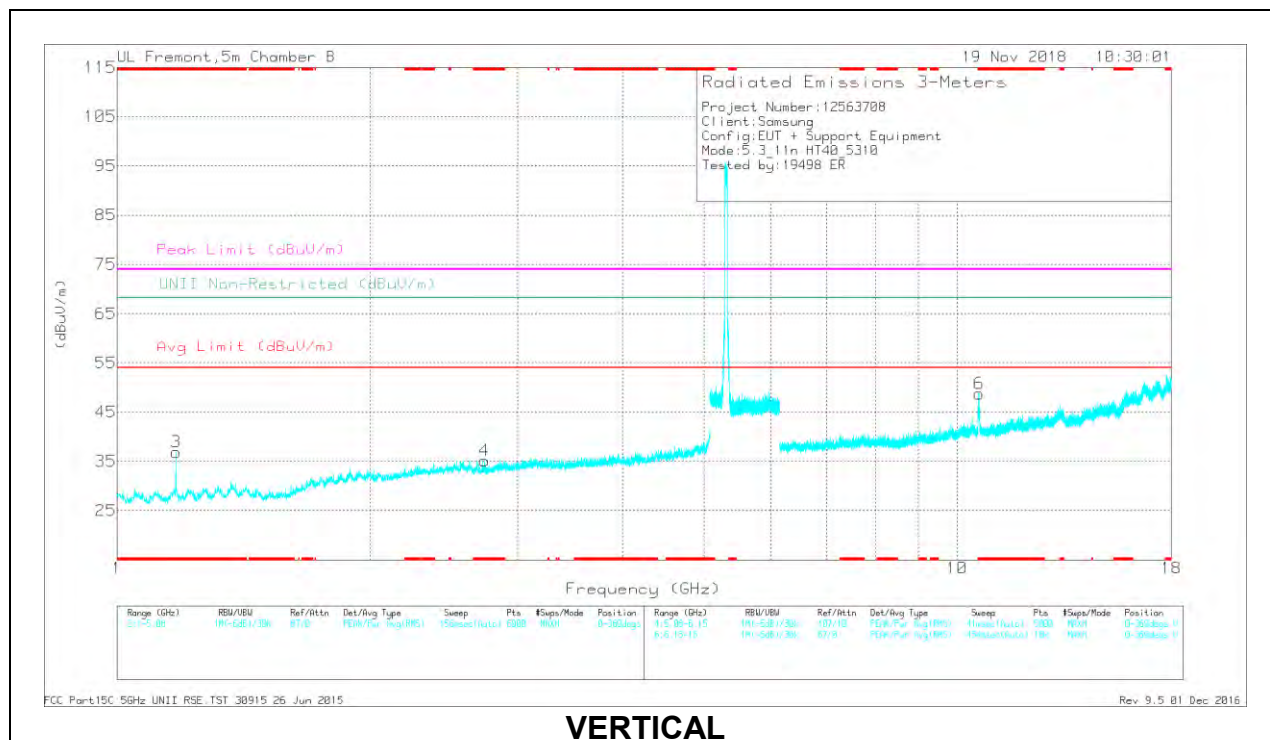
PK-U - U-NII: Maximum Peak

ADR - U-NII AD primary method, RMS average

HIGH CHANNEL RESULTS



HORIZONTAL



VERTICAL

RADIATED EMISSIONS

Marker	Frequency (GHz)	Meter Reading (dBuV)	Det	AF T863 (dB/m)	Amp/Cbl/Filtr/Pad (dB)	DC Corr (dB)	Corrected Reading (dBuV/m)	Avg Limit (dBuV/m)	Margin (dB)	Peak Limit (dBuV/m)	PK Margin (dB)	UNII Non-Restricted (dBuV/m)	PK Margin (dB)	Azimuth (Degs)	Height (cm)	Polarity
2	* 4.146	39.57	PK-U	33.6	-29.3	0	43.87	-	-	74	-30.13	-	-	183	106	H
	4.146	27.33	ADR	33.6	-29.3	.61	32.24	54	-21.76	-	-	-	-	183	106	H
1	* 1.112	41.84	PK-U	27.3	-33.9	0	35.24	-	-	74	-38.76	-	-	38	120	H
	1.112	30.28	ADR	27.4	-33.9	.61	24.39	54	-29.61	-	-	-	-	38	120	H
4	* 2.739	40.25	PK-U	32.3	-32.1	0	40.45	-	-	74	-33.55	-	-	264	230	V
	2.738	29.06	ADR	32.3	-32.1	.61	29.87	54	-24.13	-	-	-	-	264	230	V
3	* 1.177	41.61	PK-U	28	-34	0	35.61	-	-	74	-38.39	-	-	340	167	V
	1.174	30.46	ADR	28	-34	.61	25.07	54	-28.93	-	-	-	-	340	167	V
5	* 10.621	46.86	PK-U	37.8	-22.7	0	61.96	-	-	74	-12.04	-	-	158	108	H
	10.619	35.08	ADR	37.8	-22.7	.61	50.79	54	-3.21	-	-	-	-	158	108	H
6	* 10.628	42.38	PK-U	37.8	-22.6	0	57.58	-	-	74	-16.42	-	-	175	259	V
	10.621	29.49	ADR	37.8	-22.7	.61	45.2	54	-8.8	-	-	-	-	175	259	V

* - indicates frequency in CFR47 Pt 15 / IC RSS-Restricted Band

PK-U - U-NII: Maximum Peak

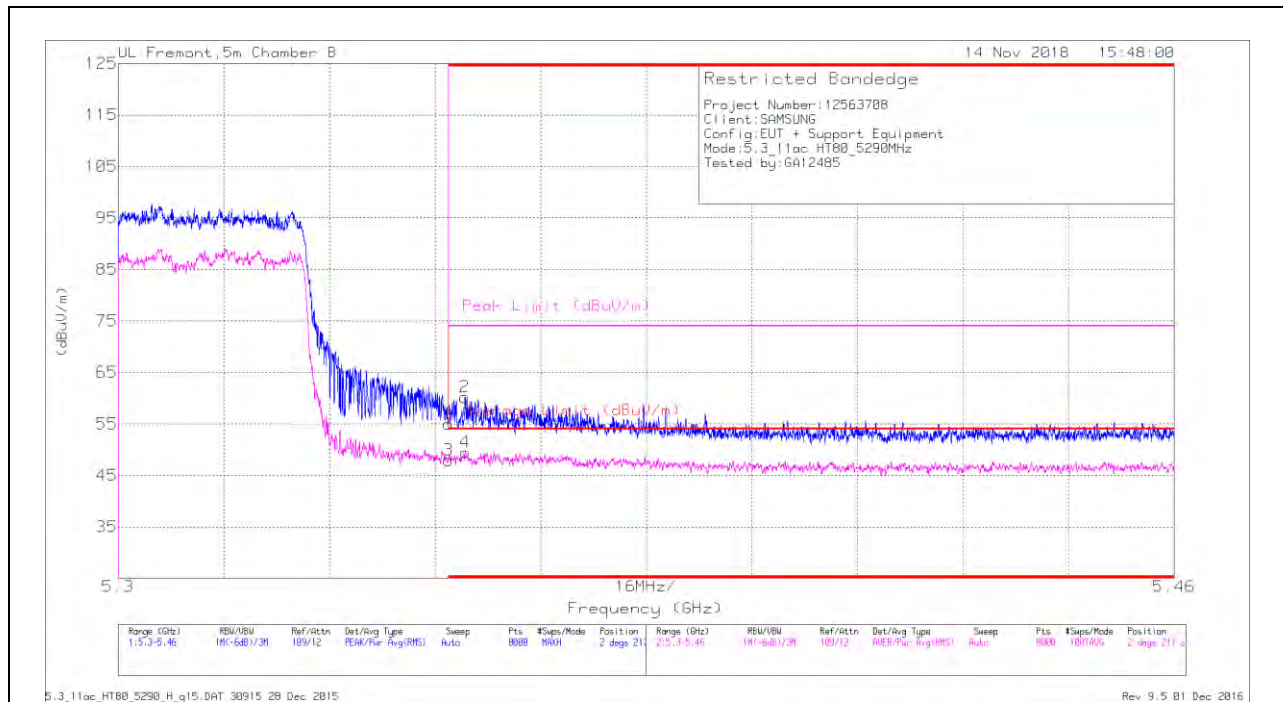
ADR - U-NII AD primary method, RMS average

9.1.11. TX ABOVE 1 GHz 802.11ac VHT80 MODE IN THE 5.3 GHz BAND

2TX Antenna 1 + Antenna 2 CDD MODE

BANDEDGE (MID CHANNEL)

HORIZONTAL RESULT



Trace Markers

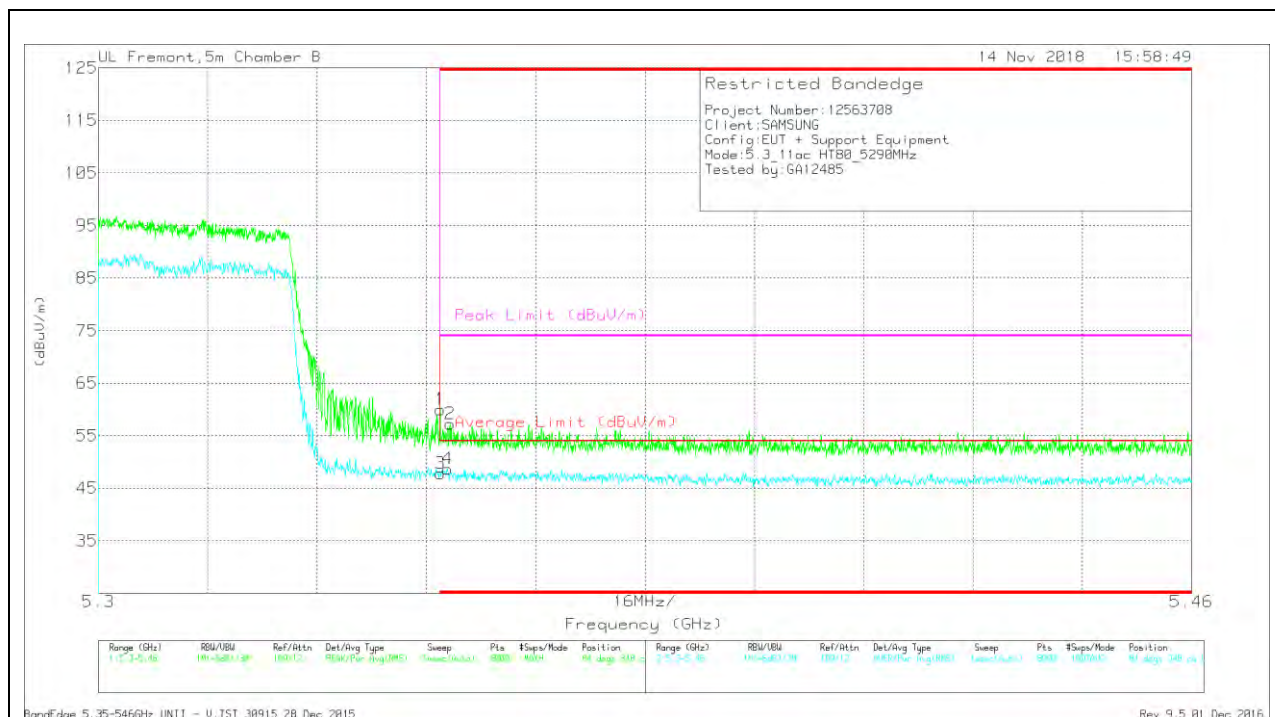
Marker	Frequency (GHz)	Meter Reading (dBuV)	Det	AF T863 (dB/m)	Amp/Cbl/Filtr/Pad (dB)	DC Corr (dB)	Corrected Reading (dBuV/m)	Average Limit (dBuV/m)	Margin (dB)	Peak Limit (dBuV/m)	PK Margin (dB)	Azimuth (Degs)	Height (cm)	Polarity
1	* 5.35	37.76	Pk	35	-17.8	0	54.96	-	-	74	-19.04	2	217	H
2	* 5.353	42.98	Pk	35	-17.8	0	60.18	-	-	74	-13.82	2	217	H
3	* 5.35	28.79	RMS	35	-17.8	1.96	47.95	54	-6.05	-	-	2	217	H
4	* 5.353	30.35	RMS	35	-17.8	1.96	49.51	54	-4.49	-	-	2	217	H

* - indicates frequency in CFR47 Pt 15 / IC RSS-Restricted Band

Pk - Peak detector

RMS - RMS detection

VERTICAL RESULT



Trace Markers

Marker	Frequency (GHz)	Meter Reading (dBuV)	Det	AF T863 (dB/m)	Amp/Cb/Fitr/Pad (dB)	DC Corr (dB)	Corrected Reading (dBuV/m)	Average Limit (dBuV/m)	Margin (dB)	Peak Limit (dBuV/m)	PK Margin (dB)	Azimuth (Degs)	Height (cm)	Polarity
1	* 5.35	42.77	Pk	35	-17.8	0	59.97	-	-	74	-14.03	84	348	V
3	* 5.35	28.66	RMS	35	-17.8	1.96	47.82	54	-6.18	-	-	84	348	V
2	* 5.351	40.13	Pk	35	-17.9	0	57.23	-	-	74	-16.77	84	348	V
4	* 5.351	29.59	RMS	35	-17.9	1.96	48.65	54	-5.35	-	-	84	348	V

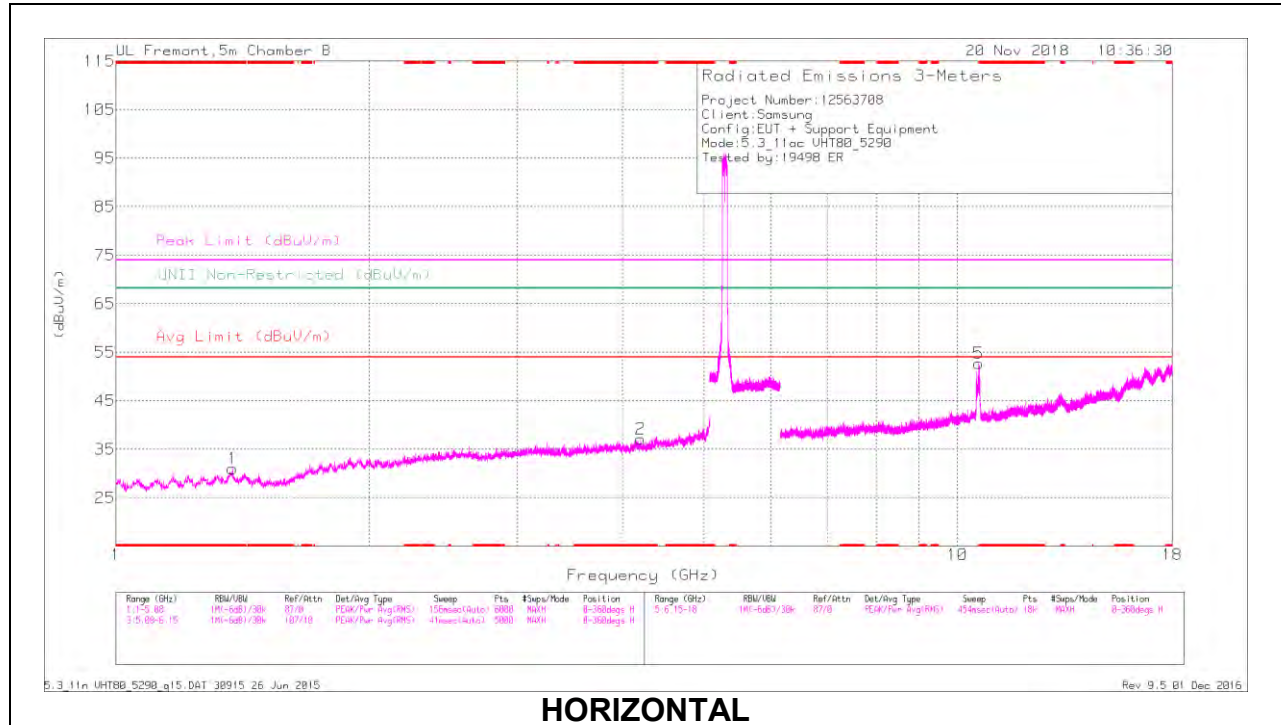
* - indicates frequency in CFR47 Pt 15 / IC RSS-Restricted Band

Pk - Peak detector

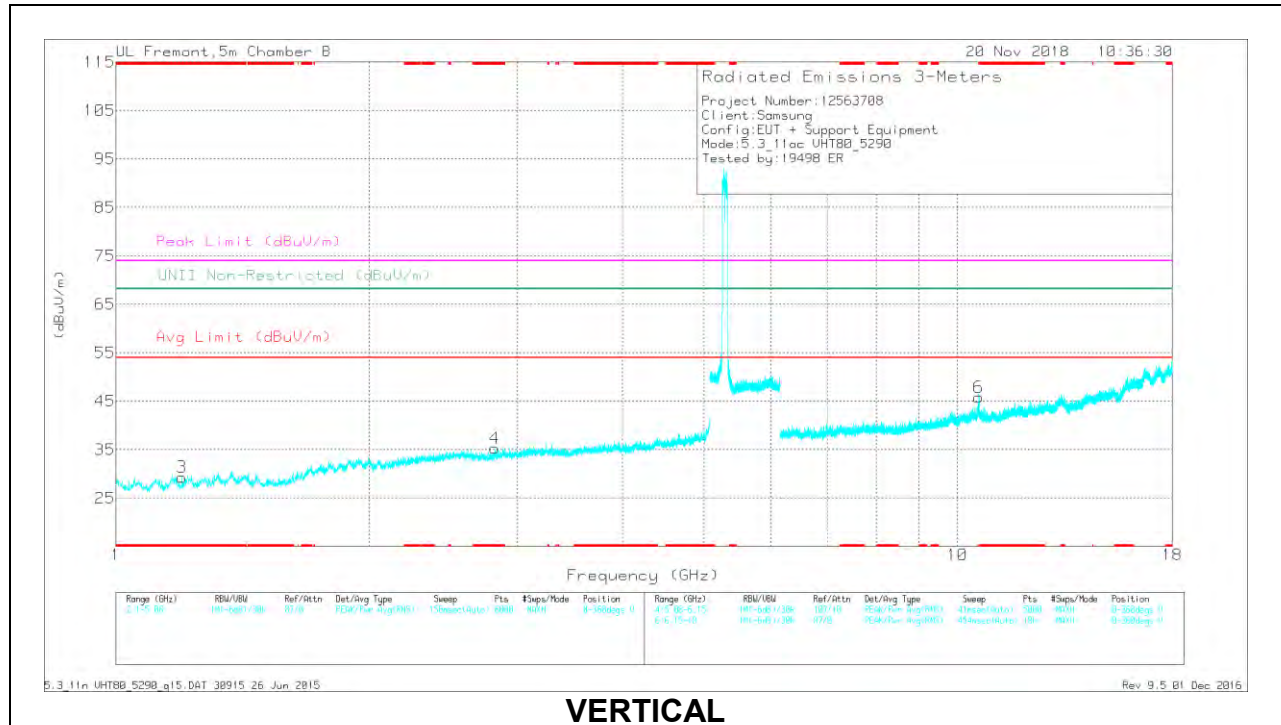
RMS - RMS detection

HARMONICS AND SPURIOUS EMISSIONS

MID CHANNEL RESULTS



HORIZONTAL



VERTICAL

RADIATED EMISSIONS

Marker	Frequency (GHz)	Meter Reading (dBuV)	Det	AF T863 (dB/m)	Amp/Cbl/Filtr/Pad (dB)	DC Corr (dB)	Corrected Reading (dBuV/m)	Avg Limit (dBuV/m)	Margin (dB)	Peak Limit (dBuV/m)	PK Margin (dB)	UNII Non-Restricted (dBuV/m)	PK Margin (dB)	Azimuth (Degs)	Height (cm)	Polarity
1	* 1.374	41.72	PK-U	28.5	-33.2	0	37.02	-	-	74	-36.98	-	-	206	161	H
	* 1.374	30.14	ADR	28.5	-33.2	1.96	27.4	54	-26.6	-	-	-	-	206	161	H
2	* 4.202	39.45	PK-U	33.6	-29.5	0	43.55	-	-	74	-30.45	-	-	159	189	H
	* 4.202	27.86	ADR	33.6	-29.5	1.96	33.92	54	-20.08	-	-	-	-	159	189	H
3	* 1.199	40.99	PK-U	28.2	-34.2	0	34.99	-	-	74	-39.01	-	-	90	316	V
	* 1.199	29.4	ADR	28.2	-34.2	1.96	25.36	54	-28.64	-	-	-	-	90	316	V
4	* 2.822	40.71	PK-U	32.5	-32.1	0	41.11	-	-	74	-32.89	-	-	267	256	V
	* 2.82	29.01	ADR	32.5	-32.1	1.96	31.37	54	-22.63	-	-	-	-	267	256	V
6	10.594	38.57	PK-U	37.7	-23.1	0	53.17	-	-	-	-	68.2	-15.03	91	104	V
5	10.596	43.16	PK-U	37.7	-23.1	0	57.76	-	-	-	-	68.2	-10.44	189	242	H

* - indicates frequency in CFR47 Pt 15 / IC RSS-Restricted Band

PK-U - U-NII: Maximum Peak

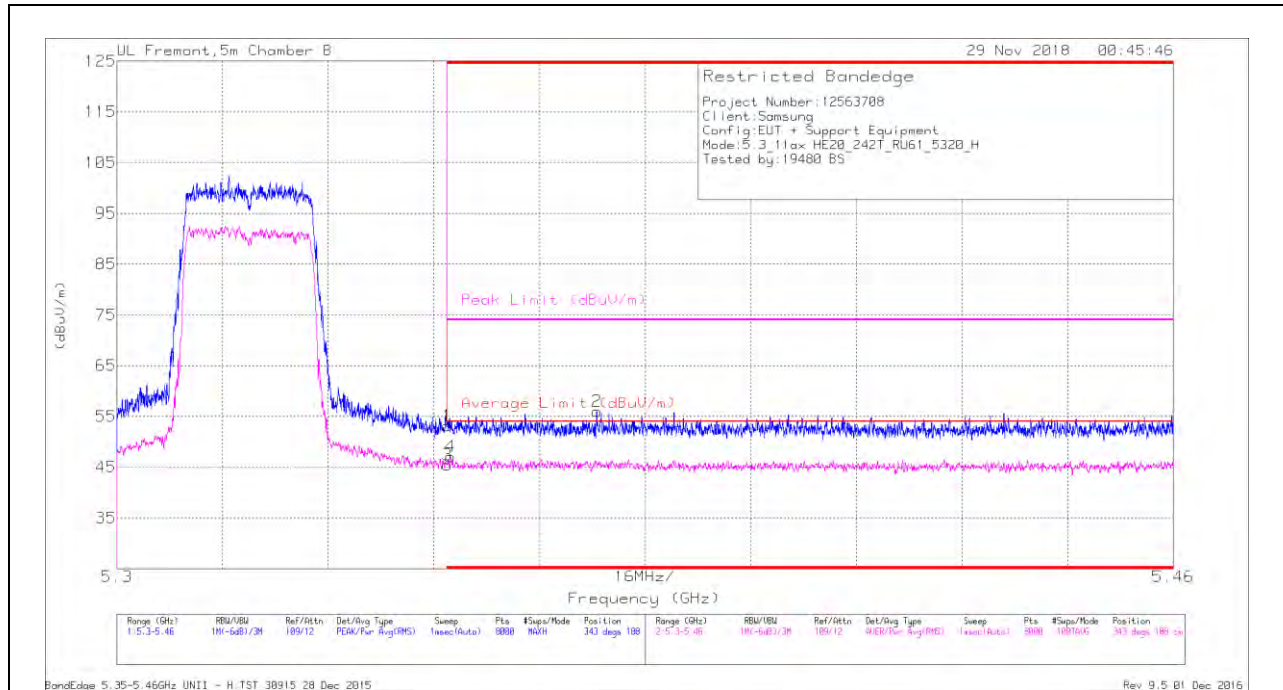
ADR - U-NII AD primary method, RMS average

9.1.12. TX ABOVE 1 GHz 802.11ax HE20 MODE IN THE 5.3 GHz BAND

2TX Antenna 1 + Antenna 2 OFDMA MODE – 242-Tones, RU Index 61

BANDEDGE (HIGH CHANNEL)

HORIZONTAL RESULT



Trace Markers

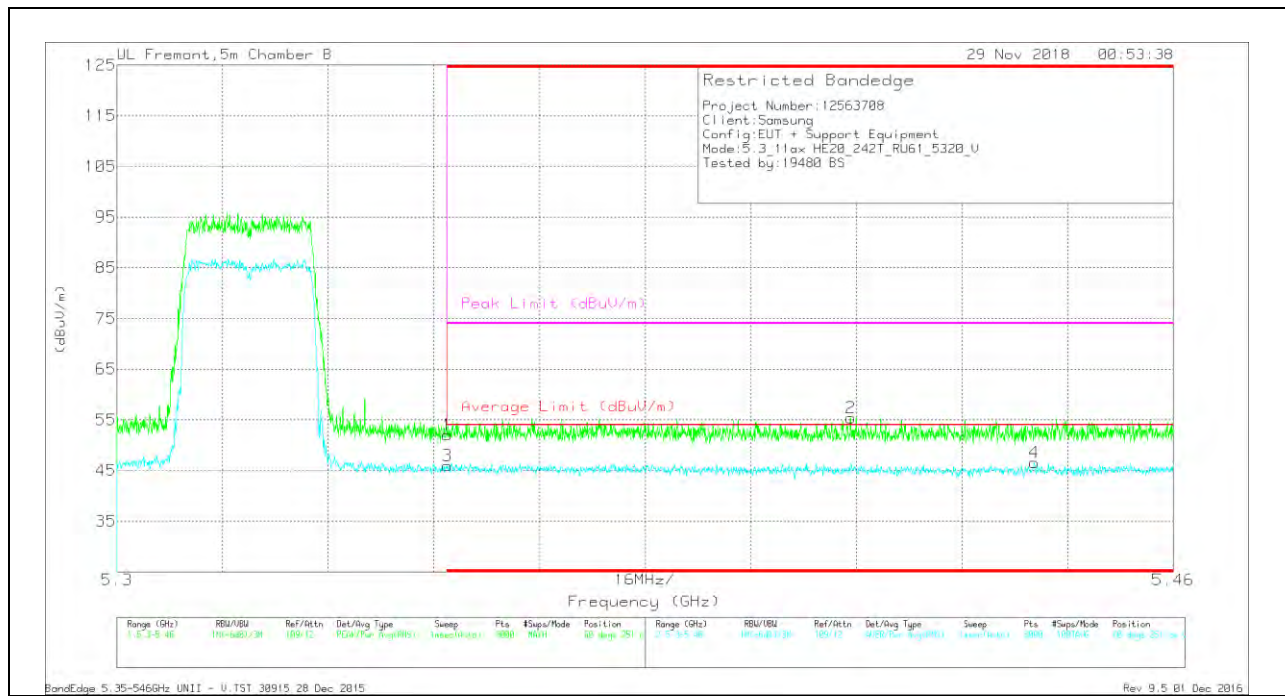
Marker	Frequency (GHz)	Meter Reading (dBuV)	Det	AF T863 (dB/m)	Amp/Cbl/Filtr/Pad (dB)	DC Corr (dB)	Corrected Reading (dBuV/m)	Average Limit (dBuV/m)	Margin (dB)	Peak Limit (dBuV/m)	PK Margin (dB)	Azimuth (Degs)	Height (cm)	Polarity
1	* 5.35	35.97	Pk	35	-17.8	0	53.17	-	-	74	-20.83	343	188	H
2	* 5.373	38.56	Pk	35.1	-17.7	0	55.96	-	-	74	-18.04	343	188	H
3	* 5.35	27.64	RMS	35	-17.8	.67	45.51	54	-8.49	-	-	343	188	H
4	* 5.351	29.26	RMS	35	-17.9	.67	47.03	54	-6.97	-	-	343	188	H

* - indicates frequency in CFR47 Pt 15 / IC RSS-Restricted Band

Pk - Peak detector

RMS - RMS detection

VERTICAL RESULT



Trace Markers

Marker	Frequency (GHz)	Meter Reading (dBuV)	Det	AF T863 (dB/m)	Amp/Cbl/Filtr/Pad (dB)	DC Corr (dB)	Corrected Reading (dBuV/m)	Average Limit (dBuV/m)	Margin (dB)	Peak Limit (dBuV/m)	PK Margin (dB)	Azimuth (Degs)	Height (cm)	Polarity
1	* 5.35	34.83	Pk	35	-17.8	0	52.03	-	-	74	-21.97	60	251	V
2	* 5.411	38.19	Pk	35.2	-18	0	55.39	-	-	74	-18.61	60	251	V
3	* 5.35	28.13	RMS	35	-17.8	.67	46	54	-8	-	-	60	251	V
4	* 5.439	28.86	RMS	35.2	-18.2	.67	46.53	54	-7.47	-	-	60	251	V

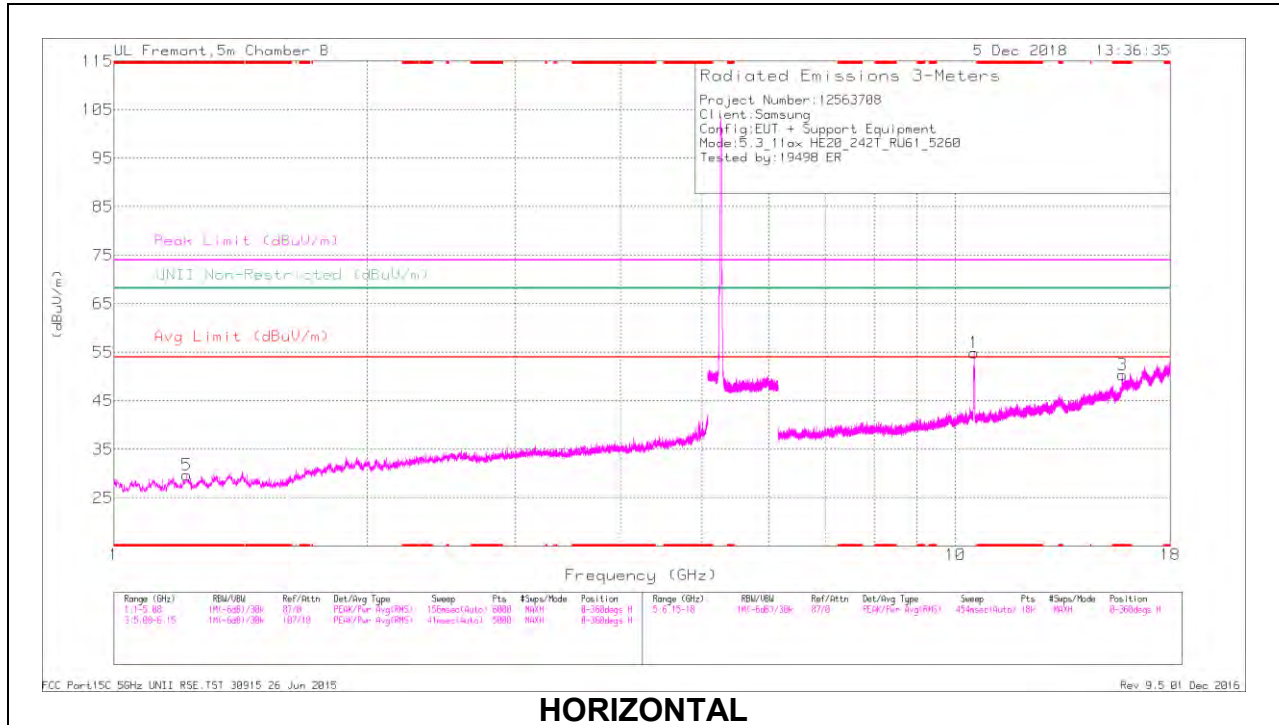
* - indicates frequency in CFR47 Pt 15 / IC RSS-Restricted Band

Pk - Peak detector

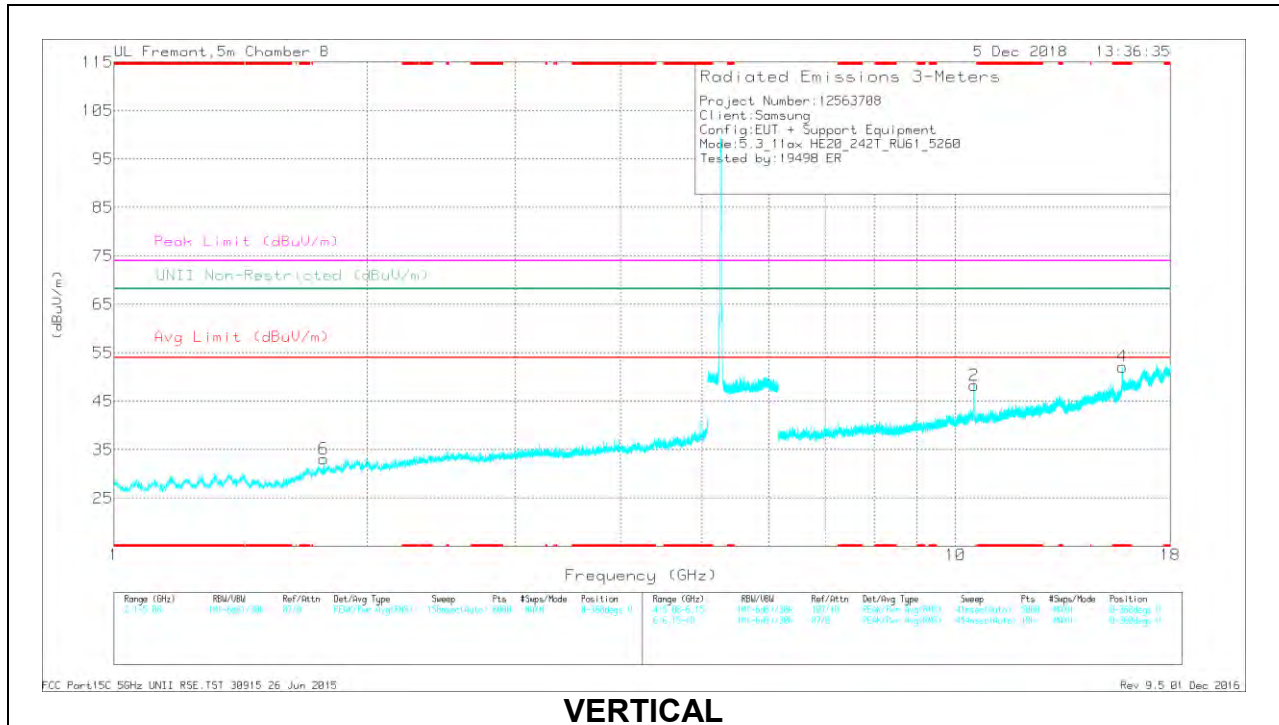
RMS - RMS detection

HARMONICS AND SPURIOUS EMISSIONS

LOW CHANNEL RESULTS



HORIZONTAL



VERTICAL

RADIATED EMISSIONS

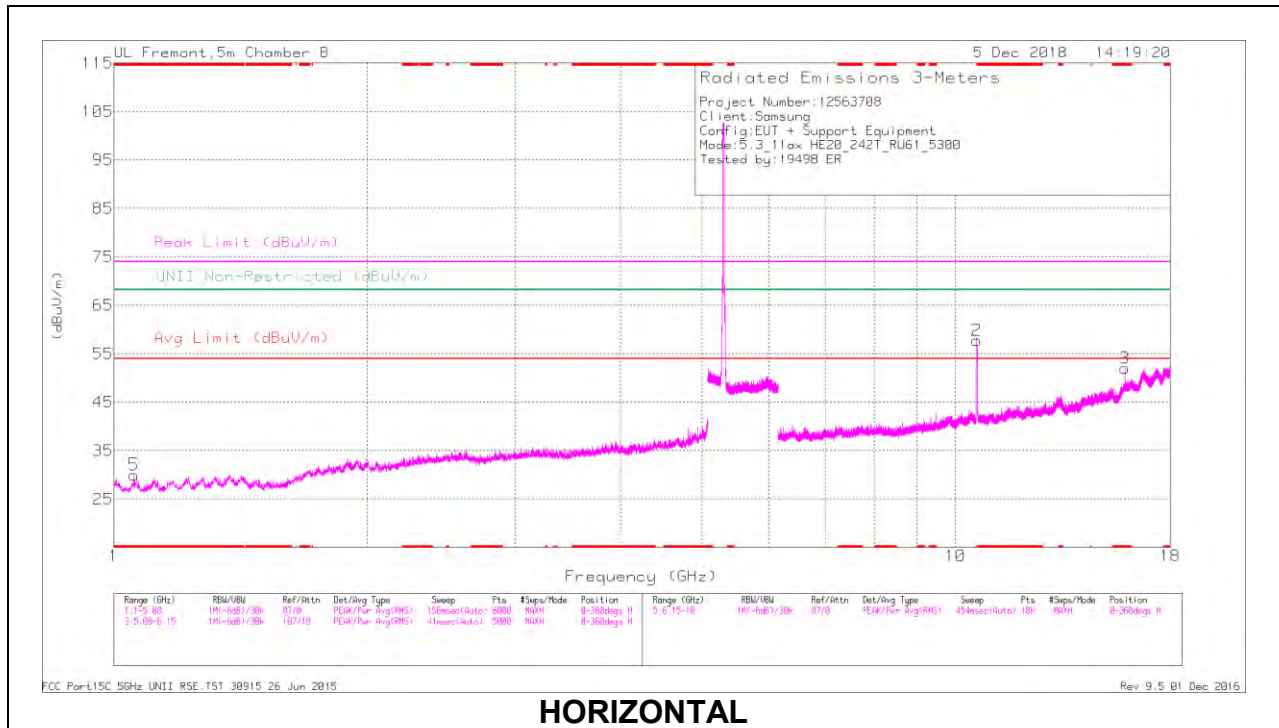
Marker	Frequency (GHz)	Meter Reading (dBuV)	Det	AF T863 (dB/m)	Amp/Cbl/Filtr/Pad (dB)	DC Corr (dB)	Corrected Reading (dBuV/m)	Avg Limit (dBuV/m)	Margin (dB)	Peak Limit (dBuV/m)	PK Margin (dB)	UNII Non-Restricted (dBuV/m)	PK Margin (dB)	Azimuth (Degs)	Height (cm)	Polarity
5	* 1.219	42.34	PK-U	28.3	-34.2	0	36.44	-	-	74	-37.56	-	-	274	171	H
	* 1.221	30.63	ADR	28.3	-34.3	.67	25.3	54	-28.7	-	-	-	-	274	171	H
3	* 15.764	33.9	PK-U	41.9	-19.3	0	56.5	-	-	74	-17.5	-	-	198	117	H
	* 15.784	21.92	ADR	42	-19	.67	45.59	54	-8.41	-	-	-	-	198	117	H
4	* 15.786	34.84	PK-U	42.1	-19.1	0	57.84	-	-	74	-16.16	-	-	144	372	V
	* 15.785	22.89	ADR	42.1	-19.1	.67	46.56	54	-7.44	-	-	-	-	144	372	V
6	1.774	40.74	PK-U	30.4	-33.1	0	38.04	-	-	-	-	68.2	-30.16	151	128	V
1	10.521	46.02	PK-U	37.8	-23.1	0	60.72	-	-	-	-	68.2	-7.48	116	113	H
2	10.521	40.04	PK-U	37.8	-23.1	0	54.74	-	-	-	-	68.2	-13.46	69	115	V

* - indicates frequency in CFR47 Pt 15 / IC RSS-Restricted Band

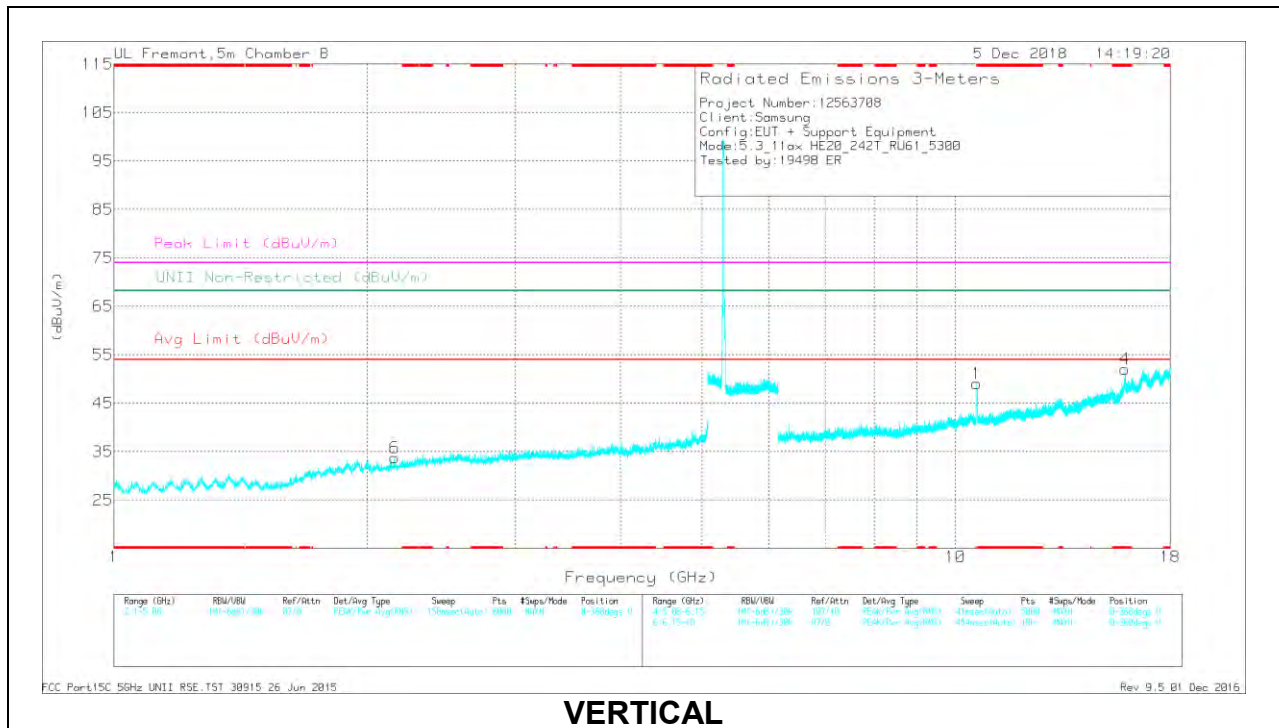
PK-U - U-NII: Maximum Peak

ADR - U-NII AD primary method, RMS average

MID CHANNEL RESULTS



HORIZONTAL



VERTICAL

RADIATED EMISSIONS

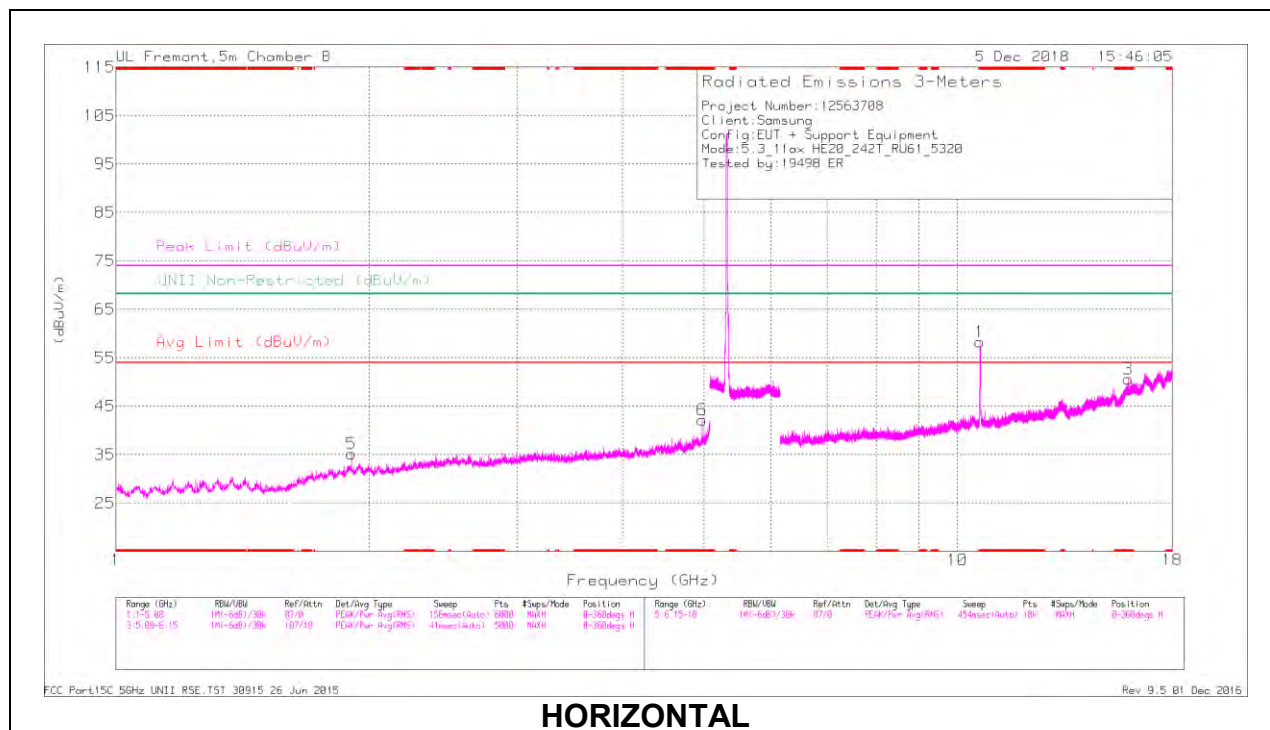
Marker	Frequency (GHz)	Meter Reading (dBuV)	Det	AF T863 (dB/m)	Amp/Cbl/Filtr/Pad (dB)	DC Corr (dB)	Corrected Reading (dBuV/m)	Avg Limit (dBuV/m)	Margin (dB)	Peak Limit (dBuV/m)	PK Margin (dB)	UNII Non-Restricted (dBuV/m)	PK Margin (dB)	Azimuth (Degs)	Height (cm)	Polarity
5	* 1.055	42.18	PK-U	27.4	-34.4	0	35.18	-	-	74	-38.82	-	-	253	147	H
	* 1.057	30.68	ADR	27.4	-34.4	.67	24.35	54	-29.65	-	-	-	-	253	147	H
2	* 10.604	47.56	PK-U	37.7	-23	0	62.26	-	-	74	-11.74	-	-	140	134	H
	* 10.601	35.34	ADR	37.7	-23.1	.67	50.61	54	-3.39	-	-	-	-	140	134	H
3	* 15.898	34.18	PK-U	42.2	-18.2	0	58.18	-	-	74	-15.82	-	-	195	107	H
	* 15.9	21.99	ADR	42.2	-18.2	.67	46.66	54	-7.34	-	-	-	-	195	107	H
1	* 10.604	42.42	PK-U	37.7	-23	0	57.12	-	-	74	-16.88	-	-	60	106	V
	* 10.601	29.46	ADR	37.7	-23.1	.67	44.73	54	-9.27	-	-	-	-	60	106	V
4	* 15.909	35.51	PK-U	42.3	-18.1	0	59.71	-	-	74	-14.29	-	-	124	129	V
	* 15.9	23.46	ADR	42.2	-18.3	.67	48.03	54	-5.97	-	-	-	-	124	129	V
6	2.154	41.28	PK-U	31.3	-33	0	39.58	-	-	-	-	68.2	-28.62	148	188	V

* - indicates frequency in CFR47 Pt 15 / IC RSS-Restricted Band

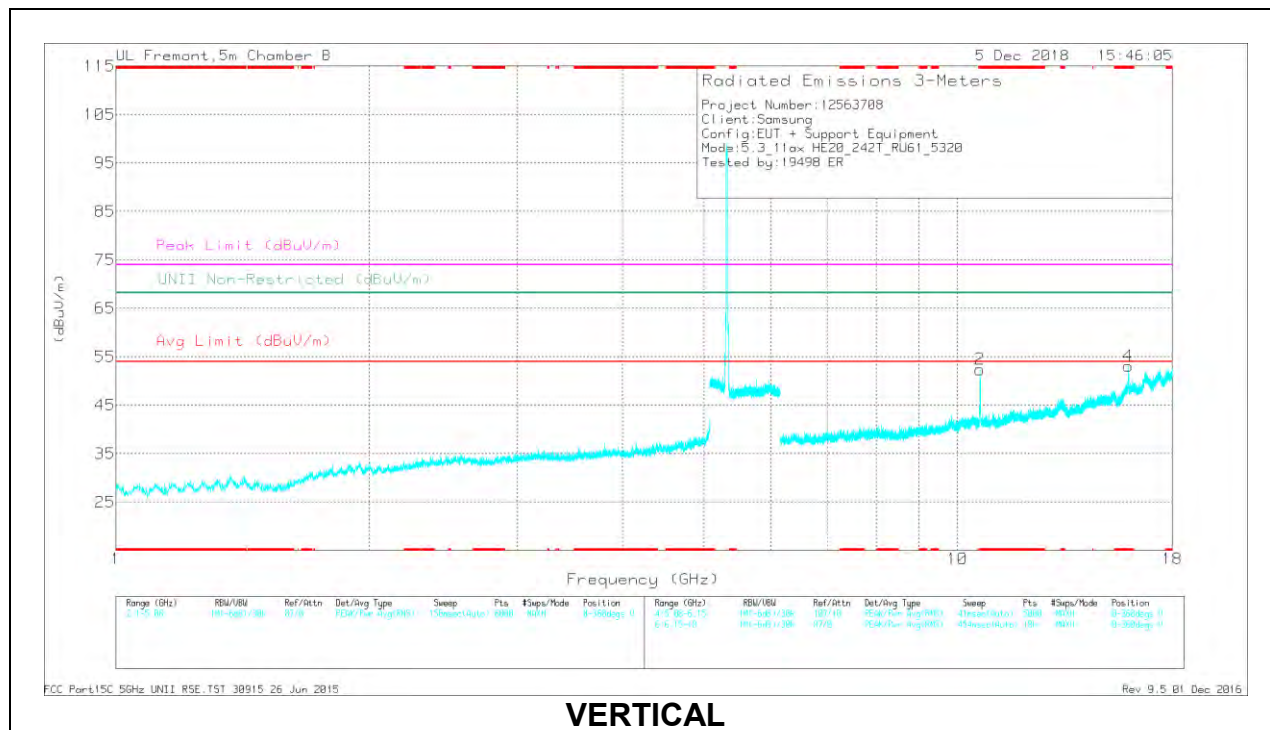
PK-U - U-NII: Maximum Peak

ADR - U-NII AD primary method, RMS average

HIGH CHANNEL RESULTS



HORIZONTAL



VERTICAL

RADIATED EMISSIONS

Marker	Frequency (GHz)	Meter Reading (dBuV)	Det	AF T863 (dB/m)	Amp/Cbl/Filtr/Pad (dB)	DC Corr (dB)	Corrected Reading (dBuV/m)	Avg Limit (dBuV/m)	Margin (dB)	Peak Limit (dBuV/m)	PK Margin (dB)	UNII Non-Restricted (dBuV/m)	PK Margin (dB)	Azimuth (Degs)	Height (cm)	Polarity
6	* 4.97	38.89	PK-U	34.5	-28.5	0	44.89	-	-	74	-29.11	-	-	277	165	H
	* 4.971	27.29	ADR	34.5	-28.5	.67	33.96	54	-20.04	-	-	-	-	277	165	H
1	* 10.645	47.27	PK-U	37.8	-22.6	0	62.47	-	-	74	-11.53	-	-	152	116	H
	* 10.639	35.06	ADR	37.8	-22.6	.67	50.93	54	-3.07	-	-	-	-	152	116	H
3	* 15.953	33.69	PK-U	42.4	-18.7	0	57.39	-	-	74	-16.61	-	-	202	137	H
	* 15.965	21.52	ADR	42.4	-18.7	.67	45.89	54	-8.11	-	-	-	-	202	137	H
2	* 10.644	41.04	PK-U	37.8	-22.6	0	56.24	-	-	74	-17.76	-	-	72	103	V
	* 10.639	29.45	ADR	37.8	-22.6	.67	45.32	54	-8.68	-	-	-	-	72	103	V
4	* 15.958	35.65	PK-U	42.4	-18.8	0	59.25	-	-	74	-14.75	-	-	131	126	V
	* 15.959	23.64	ADR	42.4	-18.7	.67	48.01	54	-5.99	-	-	-	-	131	126	V
5	1.904	40.98	PK-U	31.1	-32.6	0	39.48	-	-	-	-	68.2	-28.72	178	227	H

* - indicates frequency in CFR47 Pt 15 / IC RSS-Restricted Band

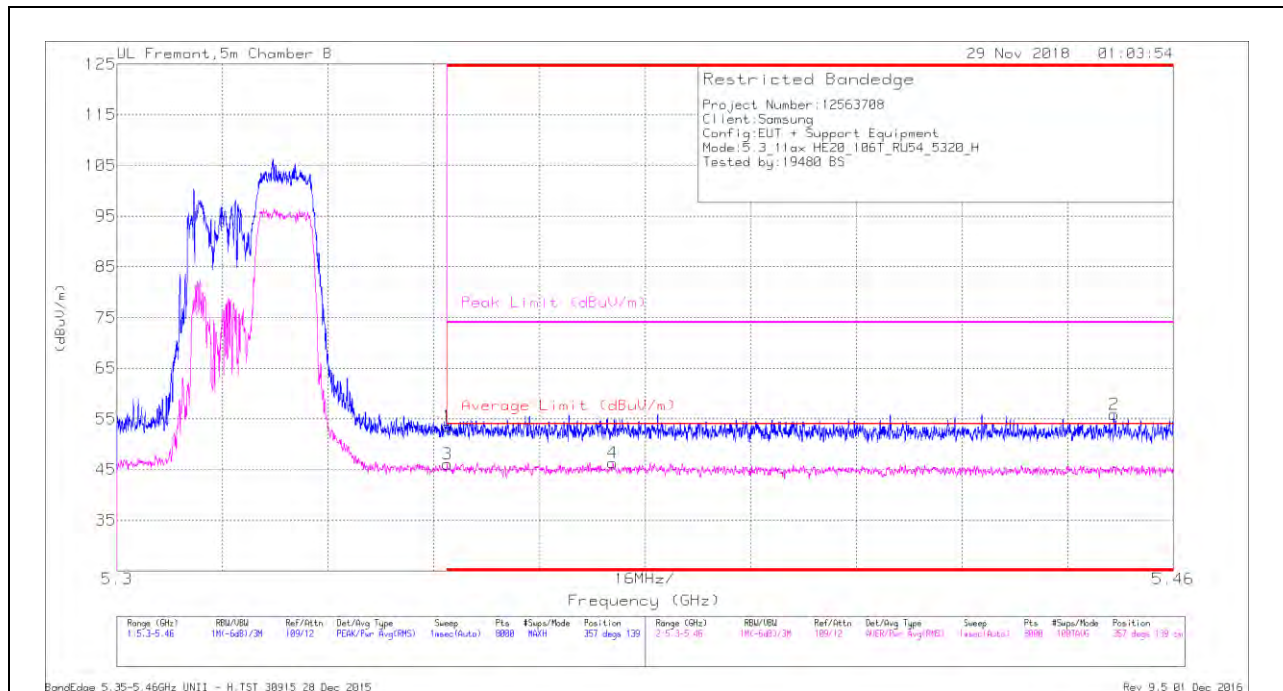
PK-U - U-NII: Maximum Peak

ADR - U-NII AD primary method, RMS average

2TX Antenna 1 + Antenna 2 OFDMA MODE – 106-Tones, RU Index 54

BANDEDGE (HIGH CHANNEL)

HORIZONTAL RESULT



Trace Markers

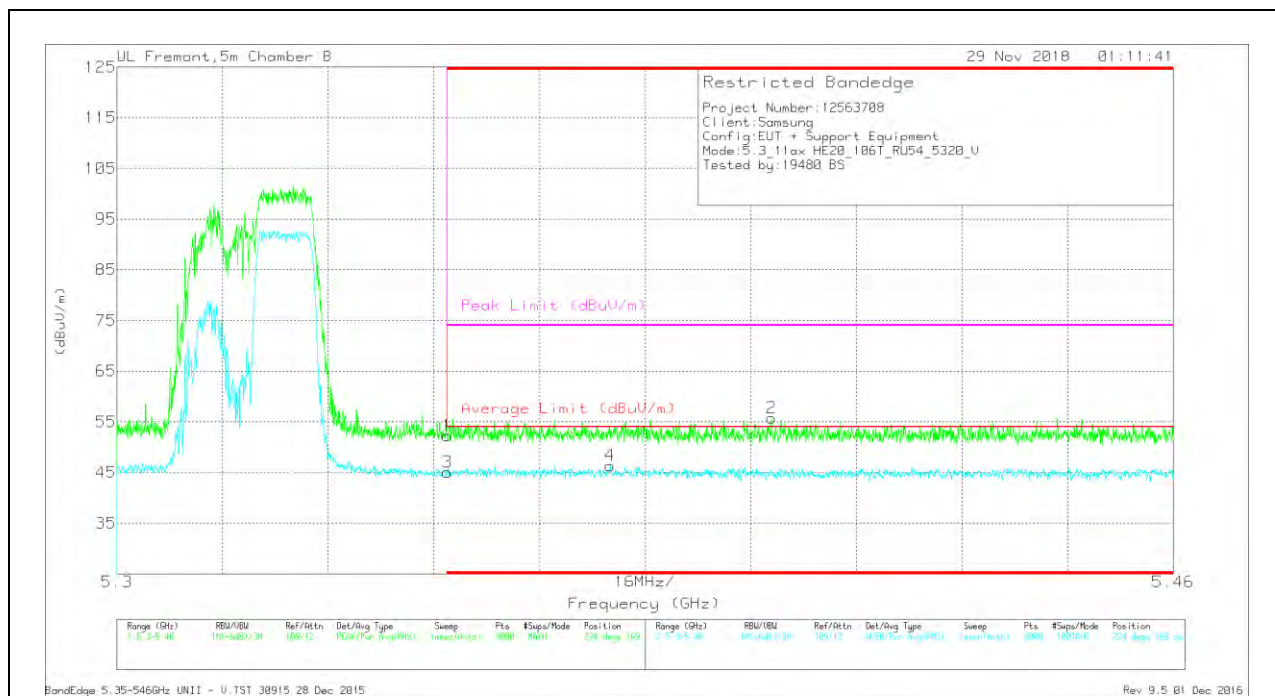
Marker	Frequency (GHz)	Meter Reading (dBuV)	Det	AF T863 (dB/m)	Amp/Cb/Fltr/Pad (dB)	DC Corr (dB)	Corrected Reading (dBuV/m)	Average Limit (dBuV/m)	Margin (dB)	Peak Limit (dBuV/m)	PK Margin (dB)	Azimuth (Degs)	Height (cm)	Polarity
1	* 5.35	36.36	Pk	35	-17.8	0	53.56	-	-	74	-20.44	357	139	H
2	* 5.451	38.64	Pk	35.3	-18.1	0	55.84	-	-	74	-18.16	357	139	H
3	* 5.35	28.55	RMS	35	-17.8	.33	46.08	54	-7.92	-	-	357	139	H
4	* 5.375	28.55	RMS	35.1	-17.6	.33	46.38	54	-7.62	-	-	357	139	H

* - indicates frequency in CFR47 Pt 15 / IC RSS-Restricted Band

Pk - Peak detector

RMS - RMS detection

VERTICAL RESULT



Trace Markers

Marker	Frequency (GHz)	Meter Reading (dBuV)	Det	AF T863 (dB/m)	Amp/Cbl/Filtr/Pad (dB)	DC Corr (dB)	Corrected Reading (dBuV/m)	Average Limit (dBuV/m)	Margin (dB)	Peak Limit (dBuV/m)	PK Margin (dB)	Azimuth (Degs)	Height (cm)	Polarity
1	* 5.35	35.12	Pk	35	-17.8	0	52.32	-	-	74	-21.68	224	169	V
2	* 5.399	38.68	Pk	35.1	-18	0	55.78	-	-	74	-18.22	224	169	V
3	* 5.35	27.59	RMS	35	-17.8	.33	45.12	54	-8.88	-	-	224	169	V
4	* 5.375	28.67	RMS	35.1	-17.7	.33	46.4	54	-7.6	-	-	224	169	V

* - indicates frequency in CFR47 Pt 15 / IC RSS-Restricted Band

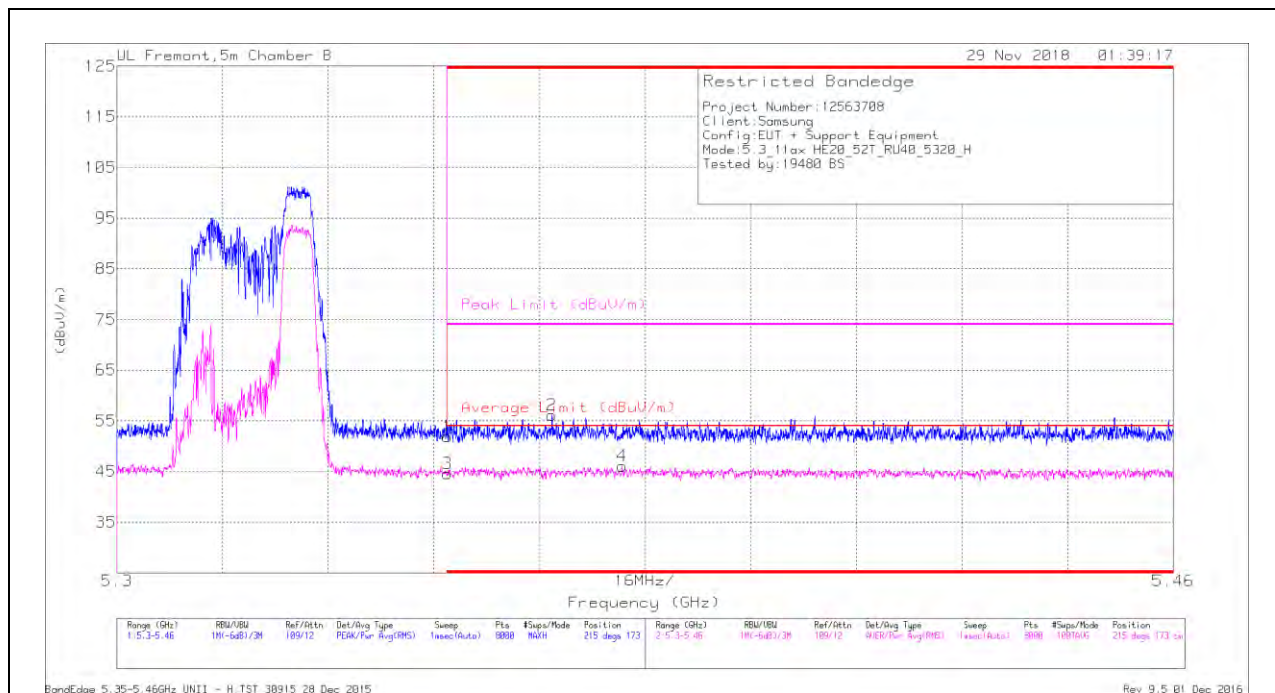
Pk - Peak detector

RMS - RMS detection

2TX Antenna 1 + Antenna 2 OFDMA MODE – 52-Tones, RU Index 40

BANDEDGE (HIGH CHANNEL)

HORIZONTAL RESULT



Trace Markers

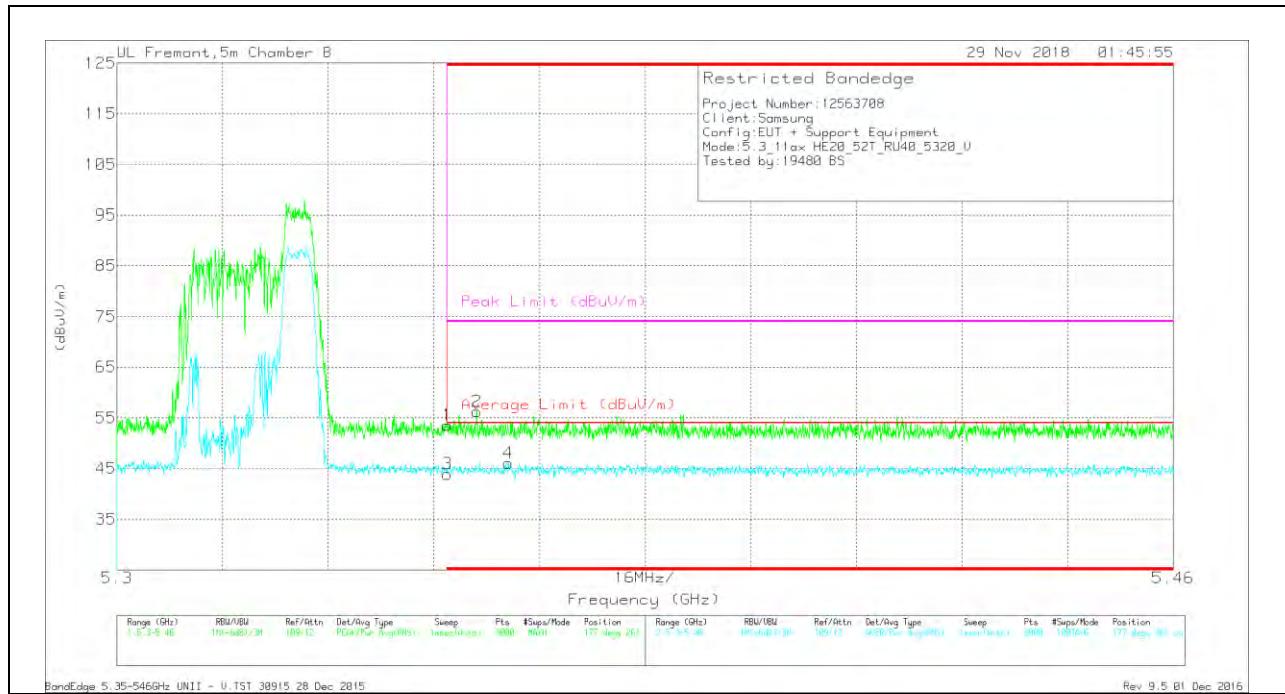
Marker	Frequency (GHz)	Meter Reading (dBuV)	Det	AF T863 (dB/m)	Amp/Cb/Fltr/Pad (dB)	DC Corr (dB)	Corrected Reading (dBuV/m)	Average Limit (dBuV/m)	Margin (dB)	Peak Limit (dBuV/m)	PK Margin (dB)	Azimuth (Degs)	Height (cm)	Polarity
1	* 5.35	34.7	Pk	35	-17.8	0	51.9	-	-	74	-22.1	215	173	H
2	* 5.366	38.67	Pk	35.1	-17.7	0	56.07	-	-	74	-17.93	215	173	H
3	* 5.35	27.29	RMS	35	-17.8	.17	44.66	54	-9.34	-	-	215	173	H
4	* 5.377	28.68	RMS	35.1	-17.8	.17	46.15	54	-7.85	-	-	215	173	H

* - indicates frequency in CFR47 Pt 15 / IC RSS-Restricted Band

Pk - Peak detector

RMS - RMS detection

VERTICAL RESULT



Trace Markers

Marker	Frequency (GHz)	Meter Reading (dBuV)	Det	AF T863 (dB/m)	Amp/Cbl/Filtr/Pad (dB)	DC Corr (dB)	Corrected Reading (dBuV/m)	Average Limit (dBuV/m)	Margin (dB)	Peak Limit (dBuV/m)	PK Margin (dB)	Azimuth (Degs)	Height (cm)	Polarity
1	* 5.35	36.38	Pk	35	-17.8	0	53.58	-	-	74	-20.42	177	261	V
2	* 5.354	39.09	Pk	35	-17.8	0	56.29	-	-	74	-17.71	177	261	V
3	* 5.35	26.56	RMS	35	-17.8	.17	43.93	54	-10.07	-	-	177	261	V
4	* 5.359	28.77	RMS	35.1	-17.9	.17	46.14	54	-7.86	-	-	177	261	V

* - indicates frequency in CFR47 Pt 15 / IC RSS-Restricted Band

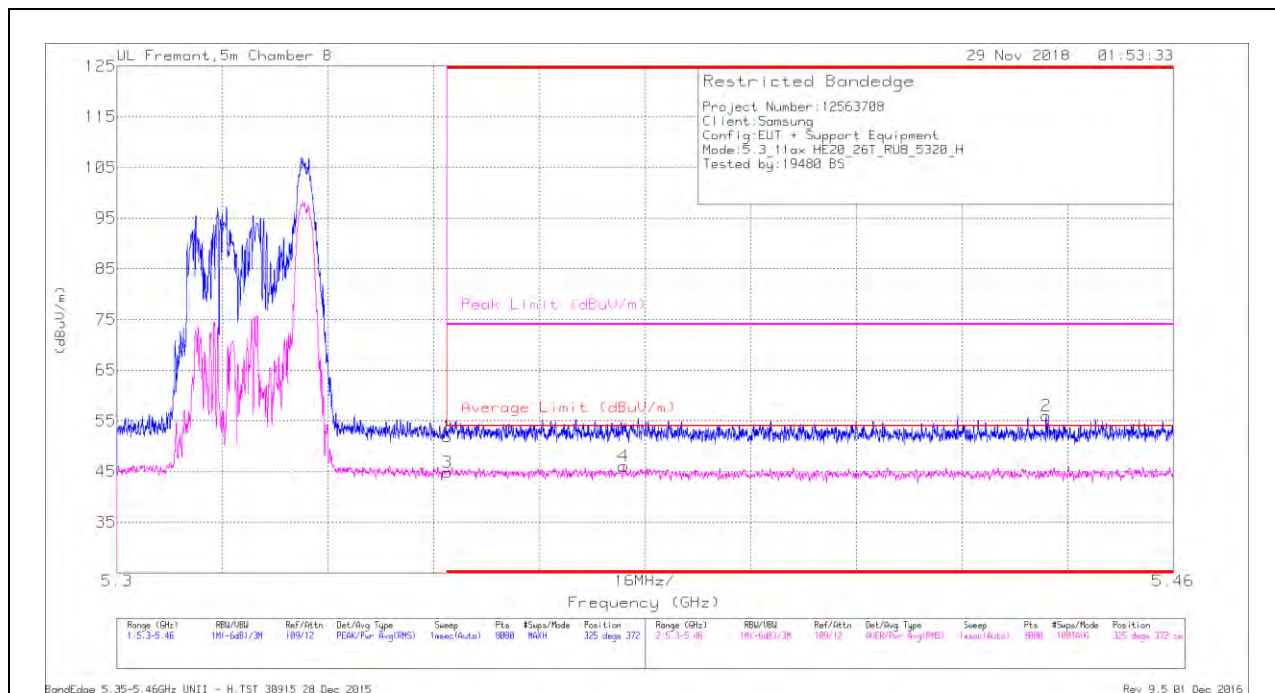
Pk - Peak detector

RMS - RMS detection

2TX Antenna 1 + Antenna 2 OFDMA MODE – 26-Tones, RU Index 8

BANDEDGE (HIGH CHANNEL)

HORIZONTAL RESULT



Trace Markers

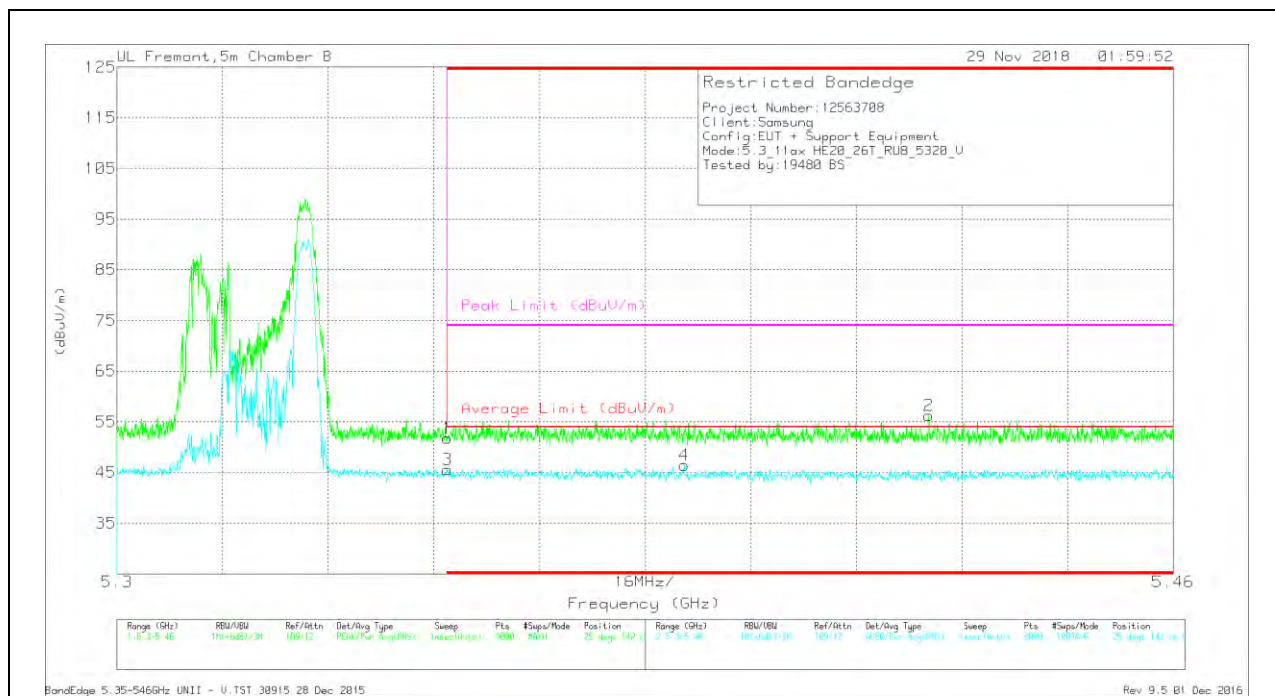
Marker	Frequency (GHz)	Meter Reading (dBuV)	Det	AF T863 (dB/m)	Amp/Cb/Fltr/Pad (dB)	DC Corr (dB)	Corrected Reading (dBuV/m)	Average Limit (dBuV/m)	Margin (dB)	Peak Limit (dBuV/m)	PK Margin (dB)	Azimuth (Degs)	Height (cm)	Polarity
1	* 5.35	34.69	Pk	35	-17.8	0	51.89	-	-	74	-22.11	325	372	H
2	* 5.441	39.01	Pk	35.2	-18.2	0	56.01	-	-	74	-17.99	325	372	H
3	* 5.35	27.64	RMS	35	-17.8	.12	44.96	54	-9.04	-	-	325	372	H
4	* 5.377	28.71	RMS	35.1	-17.7	.12	46.23	54	-7.77	-	-	325	372	H

* - indicates frequency in CFR47 Pt 15 / IC RSS-Restricted Band

Pk - Peak detector

RMS - RMS detection

VERTICAL RESULT



Trace Markers

Marker	Frequency (GHz)	Meter Reading (dBuV)	Det	AF T863 (dB/m)	Amp/Cbl/Filtr/Pad (dB)	DC Corr (dB)	Corrected Reading (dBuV/m)	Average Limit (dBuV/m)	Margin (dB)	Peak Limit (dBuV/m)	PK Margin (dB)	Azimuth (Degs)	Height (cm)	Polarity
1	* 5.35	34.62	Pk	35	-17.8	0	51.82	-	-	74	-22.18	25	142	V
2	* 5.423	39.3	Pk	35.2	-18.3	0	56.2	-	-	74	-17.8	25	142	V
3	* 5.35	28.41	RMS	35	-17.8	.12	45.73	54	-8.27	-	-	25	142	V
4	* 5.386	29.13	RMS	35.1	-17.8	.12	46.55	54	-7.45	-	-	25	142	V

* - indicates frequency in CFR47 Pt 15 / IC RSS-Restricted Band

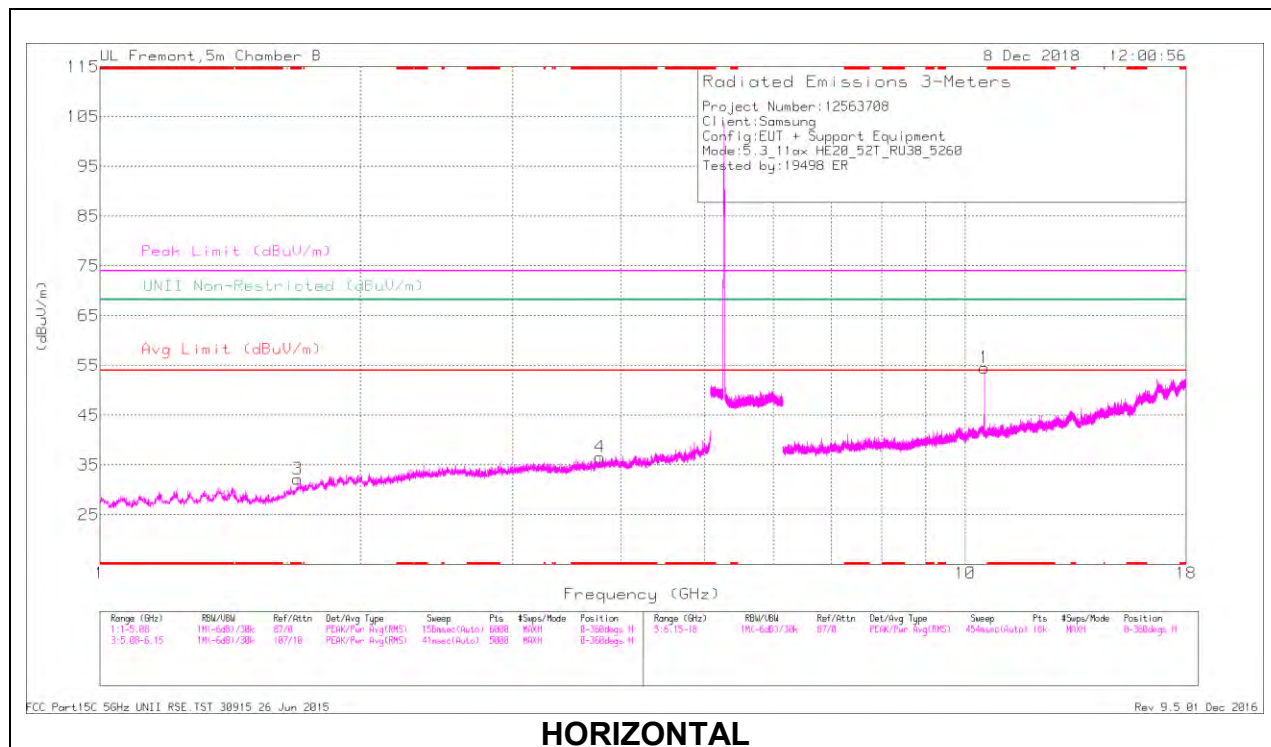
Pk - Peak detector

RMS - RMS detection

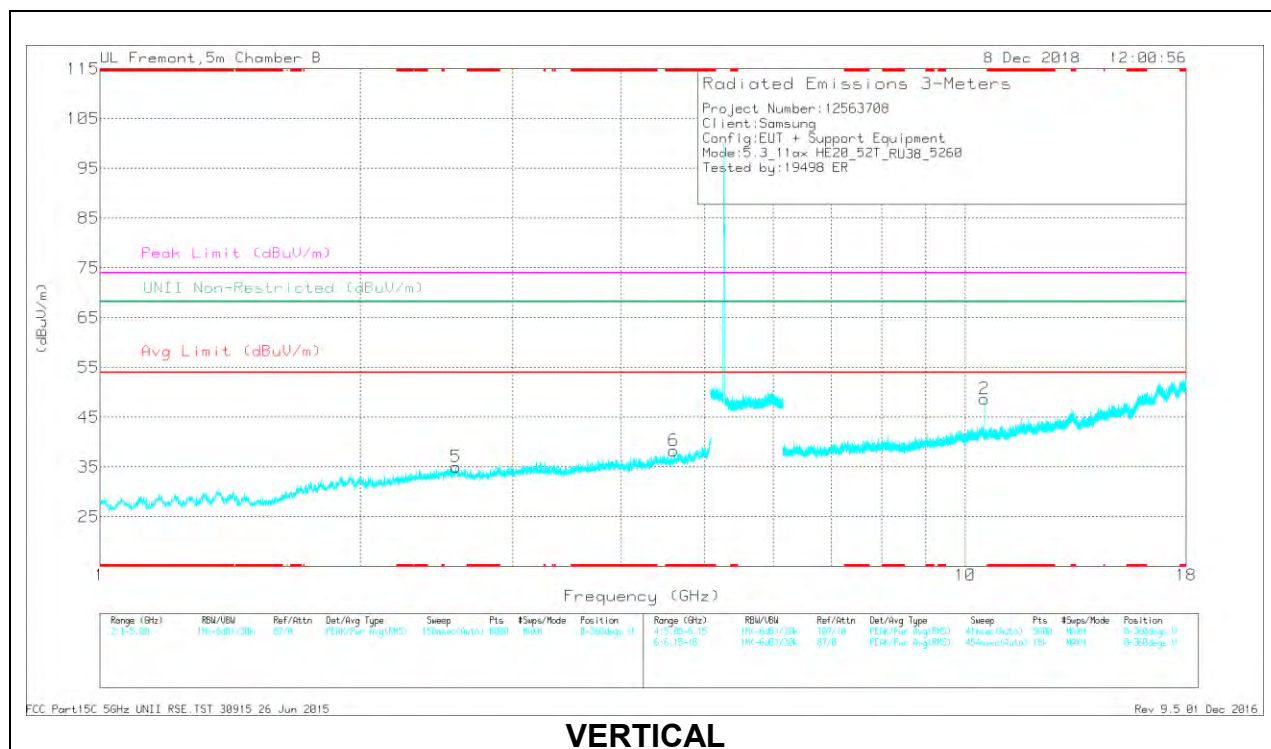
2TX Antenna 1 + Antenna 2 OFDMA MODE – 52-Tones, RU Index 38

HARMONICS AND SPURIOUS EMISSIONS

LOW CHANNEL RESULTS



HORIZONTAL



VERTICAL

RADIATED EMISSIONS

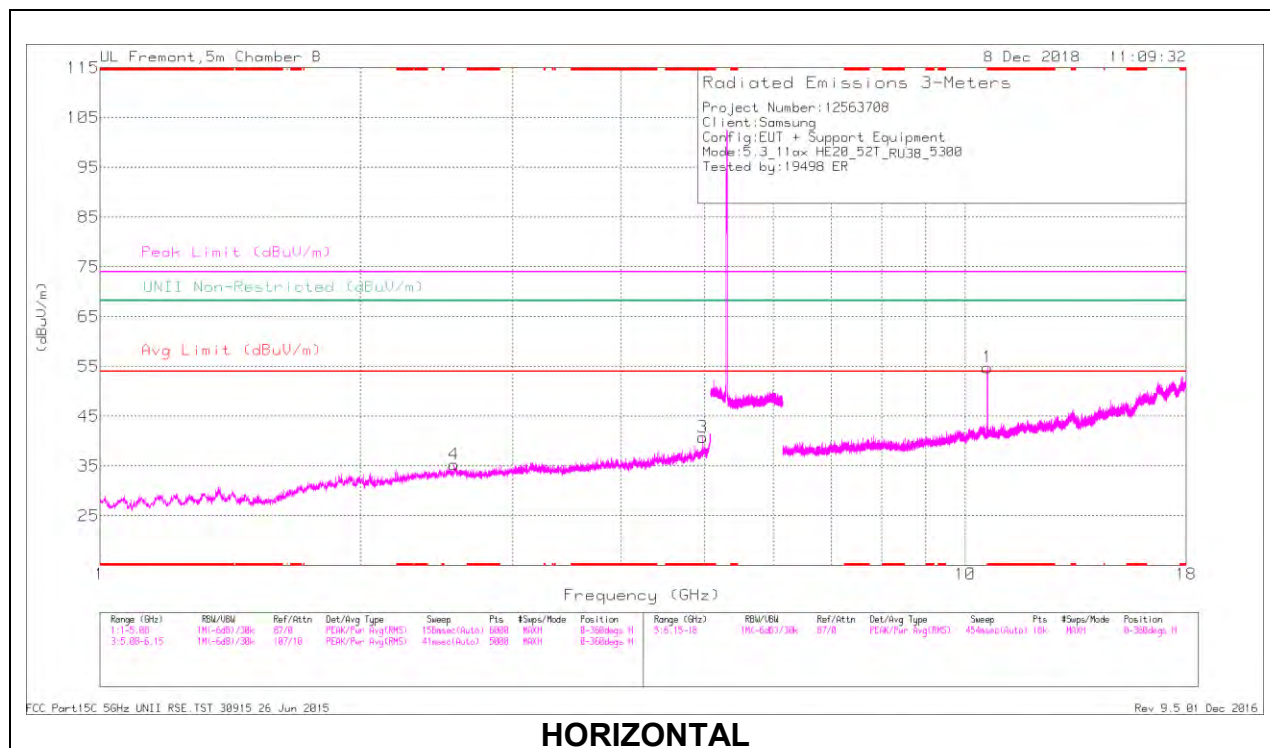
Marker	Frequency (GHz)	Meter Reading (dBuV)	Det	AF T863 (dB/m)	Amp/Cbl/Filtr/Pad (dB)	DC Corr (dB)	Corrected Reading (dBuV/m)	Avg Limit (dBuV/m)	Margin (dB)	Peak Limit (dBuV/m)	PK Margin (dB)	UNII Non-Restricted (dBuV/m)	PK Margin (dB)	Azimuth (Degs)	Height (cm)	Polarity
4	* 3.784	39.39	PK-U	33.4	-30.5	0	42.29	-	-	74	-31.71	-	-	321	191	H
	* 3.782	28.42	ADR	33.4	-30.5	.17	31.49	54	-22.51	-	-	-	-	321	191	H
3	* 1.693	41.22	PK-U	29.4	-32.9	0	37.72	-	-	74	-36.28	-	-	39	130	H
	* 1.693	29.76	ADR	29.4	-32.9	.17	26.43	54	-27.57	-	-	-	-	39	130	H
6	* 4.605	38.62	PK-U	34.1	-29.4	0	43.32	-	-	74	-30.68	-	-	238	237	V
	* 4.605	27.56	ADR	34.1	-29.3	.17	32.53	54	-21.47	-	-	-	-	238	237	V
5	2.578	40.74	PK-U	32.7	-31.8	0	41.64	-	-	-	-	68.2	-26.56	125	135	V
1	10.526	49.33	PK-U	37.8	-23.1	0	64.03	-	-	-	-	68.2	-4.17	134	103	H
2	10.526	42.7	PK-U	37.8	-23.1	0	57.4	-	-	-	-	68.2	-10.8	81	102	V

* - indicates frequency in CFR47 Pt 15 / IC RSS-Restricted Band

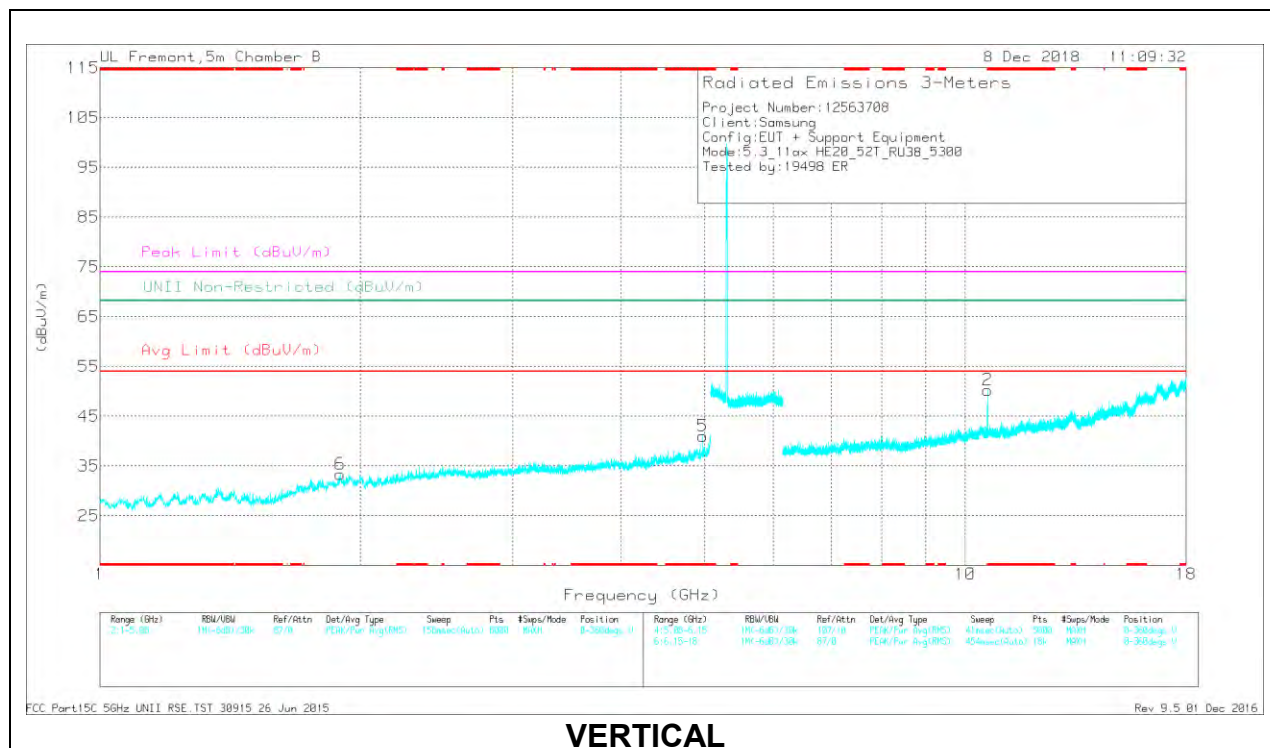
PK-U - U-NII: Maximum Peak

ADR - U-NII AD primary method, RMS average

MID CHANNEL RESULTS



HORIZONTAL



VERTICAL

RADIATED EMISSIONS

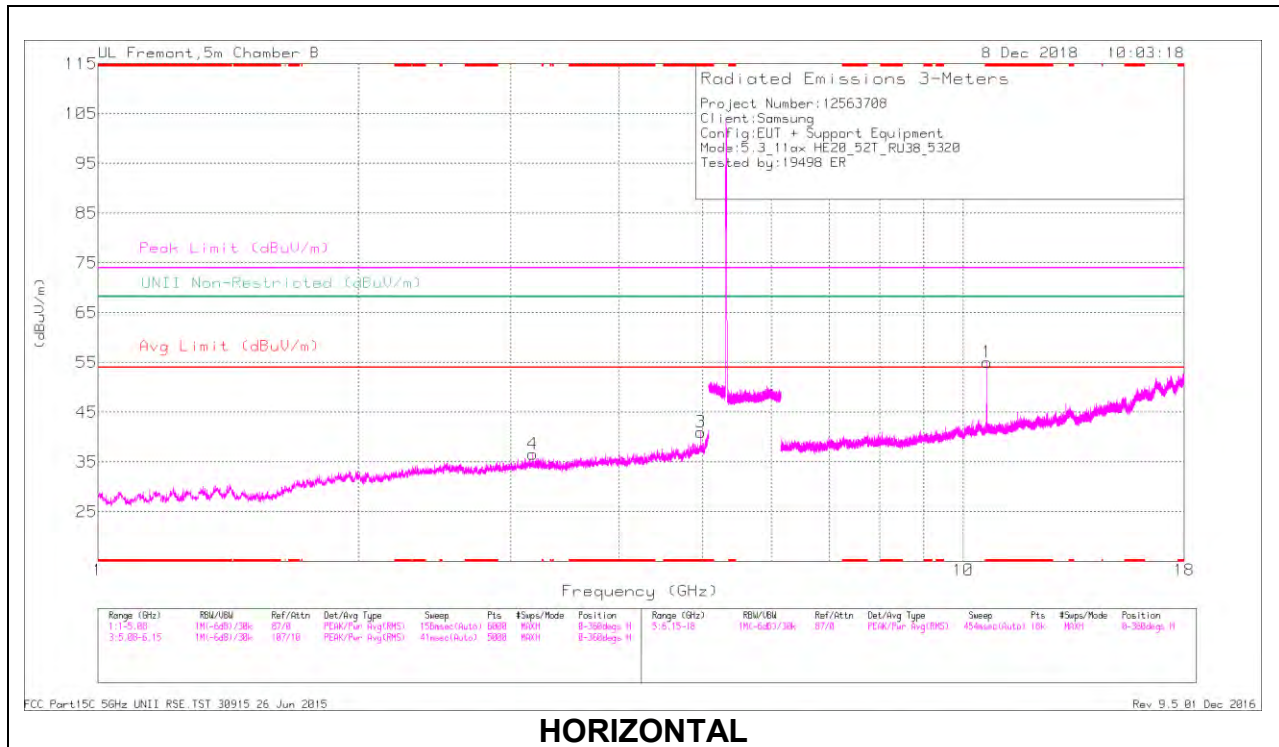
Marker	Frequency (GHz)	Meter Reading (dBuV)	Det	AF T863 (dB/m)	Amp/Cbl/Filtr/Pad (dB)	DC Corr (dB)	Corrected Reading (dBuV/m)	Avg Limit (dBuV/m)	Margin (dB)	Peak Limit (dBuV/m)	PK Margin (dB)	UNII Non-Restricted (dBuV/m)	PK Margin (dB)	Azimuth (Degs)	Height (cm)	Polarity
3	* 4.969	39.28	PK-U	34.5	-28.6	0	45.18	-	-	74	-28.82	-	-	35	145	H
	* 4.97	27.56	ADR	34.5	-28.6	.17	33.63	54	-20.37	-	-	-	-	35	145	H
5	* 4.97	38.65	PK-U	34.5	-28.5	0	44.65	-	-	74	-29.35	-	-	112	185	V
	* 4.97	27.24	ADR	34.5	-28.6	.17	33.31	54	-20.69	-	-	-	-	112	185	V
1	* 10.606	49.74	PK-U	37.7	-22.9	0	64.54	-	-	74	-9.46	-	-	132	118	H
	* 10.606	35.55	ADR	37.7	-22.9	.17	50.52	54	-3.48	-	-	-	-	132	118	H
2	* 10.607	43.32	PK-U	37.7	-22.9	0	58.12	-	-	74	-15.88	-	-	164	258	V
	* 10.607	29.69	ADR	37.7	-22.9	.17	44.66	54	-9.34	-	-	-	-	164	258	V
6	1.896	41.7	PK-U	31	-32.8	0	39.9	-	-	-	-	68.2	-28.3	240	220	V
4	2.565	39.91	PK-U	32.7	-31.9	0	40.71	-	-	-	-	68.2	-27.49	141	240	H

* - indicates frequency in CFR47 Pt 15 / IC RSS-Restricted Band

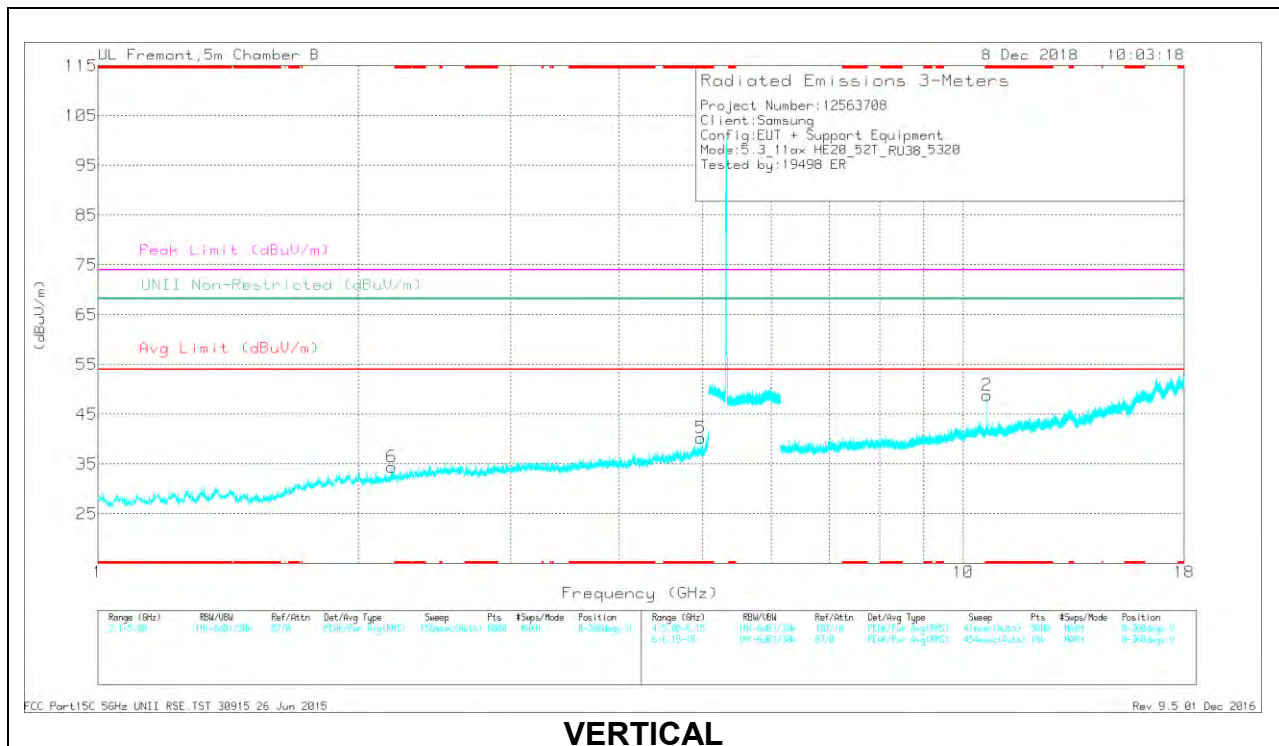
PK-U - U-NII: Maximum Peak

ADR - U-NII AD primary method, RMS average

HIGH CHANNEL RESULTS



HORIZONTAL



VERTICAL

RADIATED EMISSIONS

Marker	Frequency (GHz)	Meter Reading (dBuV)	Det	AF T863 (dB/m)	Amp/Cbl/Filtr/Pad (dB)	DC Corr (dB)	Corrected Reading (dBuV/m)	Avg Limit (dBuV/m)	Margin (dB)	Peak Limit (dBuV/m)	PK Margin (dB)	UNII Non-Restricted (dBuV/m)	PK Margin (dB)	Azimuth (Degs)	Height (cm)	Polarity
3	* 4.97	38.31	PK-U	34.5	-28.6	0	44.21	-	-	74	-29.79	-	-	325	150	H
	* 4.971	27.36	ADR	34.5	-28.5	.17	33.53	54	-20.47	-	-	-	-	325	150	H
5	* 4.97	38.6	PK-U	34.5	-28.6	0	44.5	-	-	74	-29.5	-	-	231	217	V
	* 4.97	27.49	ADR	34.5	-28.6	.17	33.56	54	-20.44	-	-	-	-	231	217	V
1	* 10.644	50.41	PK-U	37.8	-22.6	0	65.61	-	-	74	-8.39	-	-	142	105	H
	* 10.646	35.1	ADR	37.8	-22.6	.17	50.47	54	-3.53	-	-	-	-	142	105	H
2	* 10.646	44.18	PK-U	37.8	-22.6	0	59.38	-	-	74	-14.62	-	-	170	252	V
	* 10.646	29.28	ADR	37.8	-22.6	.17	44.65	54	-9.35	-	-	-	-	170	252	V
6	2.189	40.62	PK-U	31.4	-32.4	0	39.62	-	-	-	-	68.2	-28.58	83	309	V
4	3.184	39.68	PK-U	33.1	-30.9	0	41.88	-	-	-	-	68.2	-26.32	170	173	H

* - indicates frequency in CFR47 Pt 15 / IC RSS-Restricted Band

PK-U - U-NII: Maximum Peak

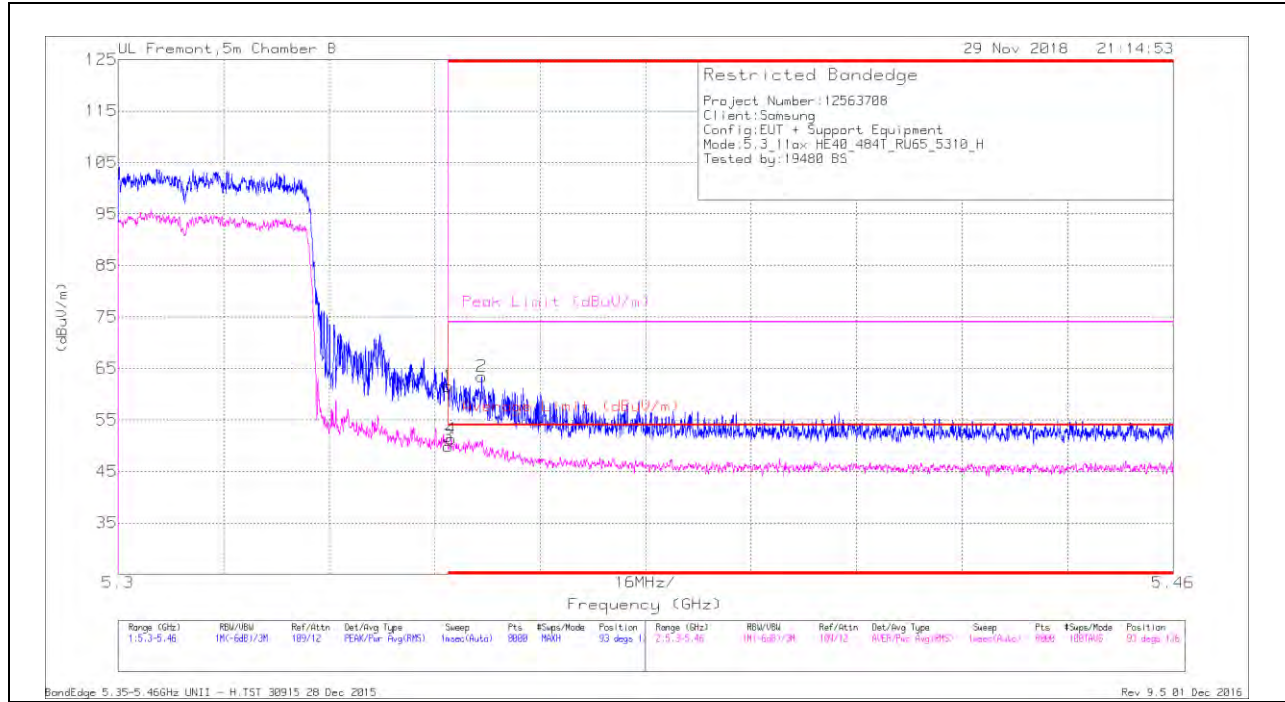
ADR - U-NII AD primary method, RMS average

9.1.13. TX ABOVE 1 GHz 802.11ax HE40 MODE IN THE 5.3 GHz BAND

2TX Antenna 1 + Antenna 2 OFDMA MODE – 484-Tones, RU Index 65

BANDEDGE (HIGH CHANNEL)

HORIZONTAL RESULT



Trace Markers

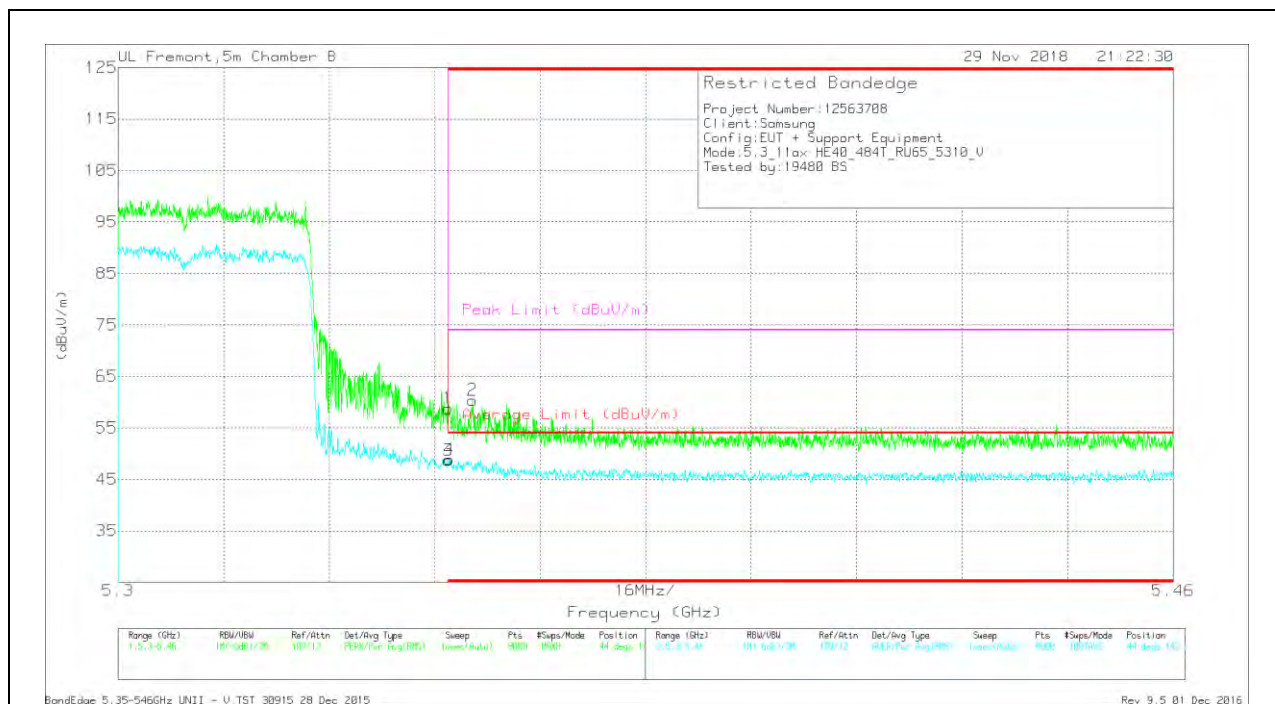
Marker	Frequency (GHz)	Meter Reading (dBuV)	Det	AF T863 (dB/m)	Amp/Cbl/Filtr/Pad (dB)	DC Corr (dB)	Corrected Reading (dBuV/m)	Average Limit (dBuV/m)	Margin (dB)	Peak Limit (dBuV/m)	PK Margin (dB)	Azimuth (Degs)	Height (cm)	Polarity
1	* 5.35	44.32	Pk	35	-17.8	0	61.52	-	-	74	-12.48	93	136	H
2	* 5.355	46.15	Pk	35	-17.7	0	63.45	-	-	74	-10.55	93	136	H
3	* 5.35	31.58	RMS	35	-17.8	1.13	49.91	54	-4.09	-	-	93	136	H
4	* 5.351	33.06	RMS	35	-17.9	1.13	51.29	54	-2.71	-	-	93	136	H

* - indicates frequency in CFR47 Pt 15 / IC RSS-Restricted Band

Pk - Peak detector

RMS - RMS detection

VERTICAL RESULT



Trace Markers

Marker	Frequency (GHz)	Meter Reading (dBuV)	Det	AFT863 (dB/m)	Amp/Cbi/Fitr/Pad (dB)	DC Corr (dB)	Corrected Reading (dBuV/m)	Average Limit (dBuV/m)	Margin (dB)	Peak Limit (dBuV/m)	PK Margin (dB)	Azimuth (Degs)	Height (cm)	Polarity
1	* 5.35	41.6	Pk	35	-17.8	0	58.8	-	-	74	-15.2	44	142	V
2	* 5.354	43.28	Pk	35	-17.9	0	60.38	-	-	74	-13.62	44	142	V
3	* 5.35	30.41	RMS	35	-17.8	1.13	48.74	54	-5.26	-	-	44	142	V
4	* 5.35	30.63	RMS	35	-17.9	1.13	48.86	54	-5.14	-	-	44	142	V

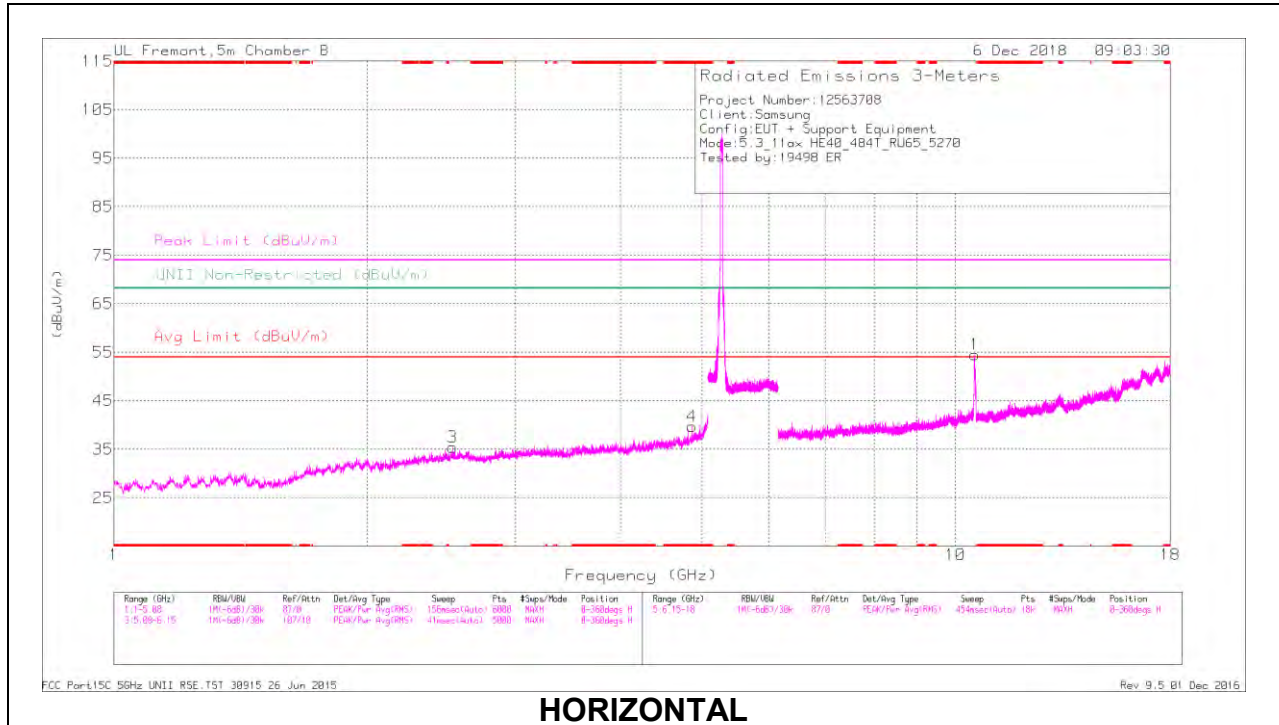
* - indicates frequency in CFR47 Pt 15 / IC RSS-Restricted Band

Pk - Peak detector

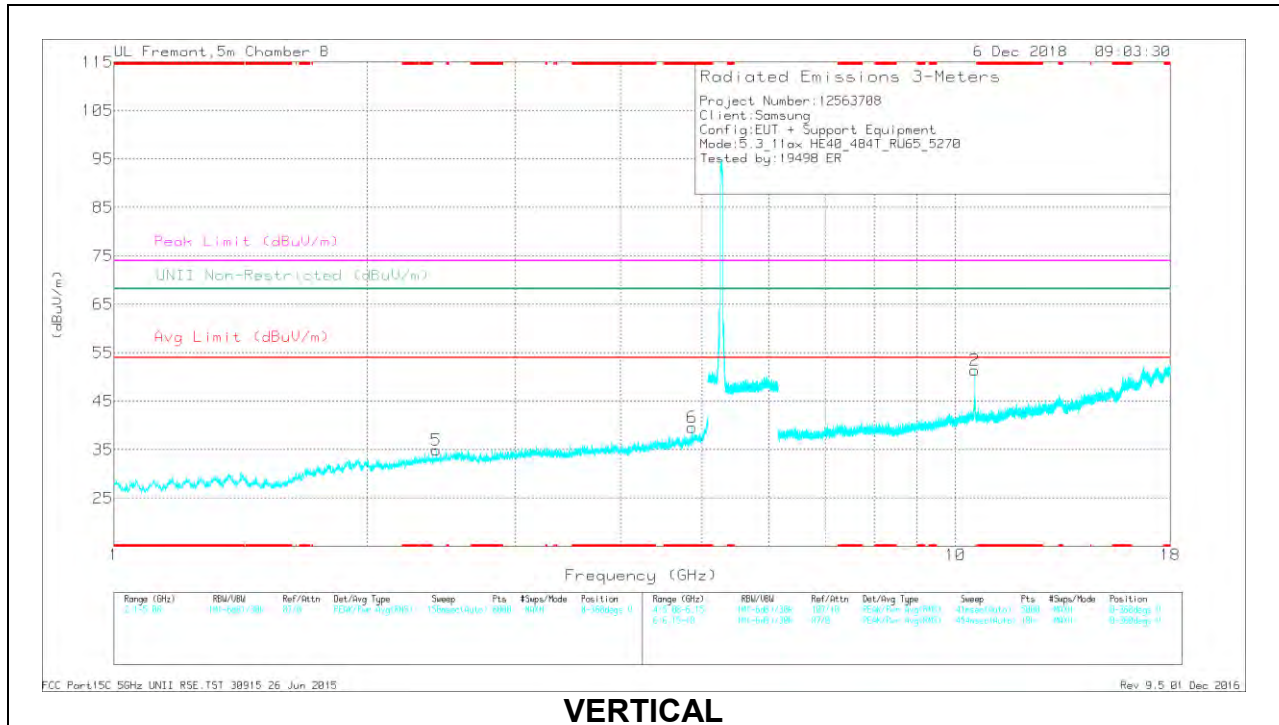
RMS - RMS detection

HARMONICS AND SPURIOUS EMISSIONS

LOW CHANNEL RESULTS



HORIZONTAL



VERTICAL

RADIATED EMISSIONS

Marker	Frequency (GHz)	Meter Reading (dBuV)	Det	AF T863 (dB/m)	Amp/Cbl/Filtr/Pad (dB)	DC Corr (dB)	Corrected Reading (dBuV/m)	Avg Limit (dBuV/m)	Margin (dB)	Peak Limit (dBuV/m)	PK Margin (dB)	UNII Non-Restricted (dBuV/m)	PK Margin (dB)	Azimuth (Degs)	Height (cm)	Polarity
4	* 4.862	39.8	PK-U	34.2	-29.3	0	44.7	-	-	74	-29.3	-	-	114	130	H
	* 4.862	27.87	ADR	34.2	-29.3	1.13	33.9	54	-20.1	-	-	-	-	114	130	H
6	* 4.862	38.71	PK-U	34.2	-29.2	0	43.71	-	-	74	-30.29	-	-	83	272	V
	* 4.862	27.62	ADR	34.2	-29.2	1.13	33.75	54	-20.25	-	-	-	-	83	272	V
5	2.415	40.97	PK-U	32.4	-32.8	0	40.57	-	-	-	-	68.2	-27.63	241	159	V
3	2.524	40.72	PK-U	32.7	-31.8	0	41.62	-	-	-	-	68.2	-26.58	324	211	H
1	10.539	43.19	PK-U	37.8	-23.2	0	57.79	-	-	-	-	68.2	-10.41	156	149	H
2	10.541	39.53	PK-U	37.8	-23.3	0	54.03	-	-	-	-	68.2	-14.17	152	248	V

* - indicates frequency in CFR47 Pt 15 / IC RSS-Restricted Band

PK-U - U-NII: Maximum Peak

ADR - U-NII AD primary method, RMS average