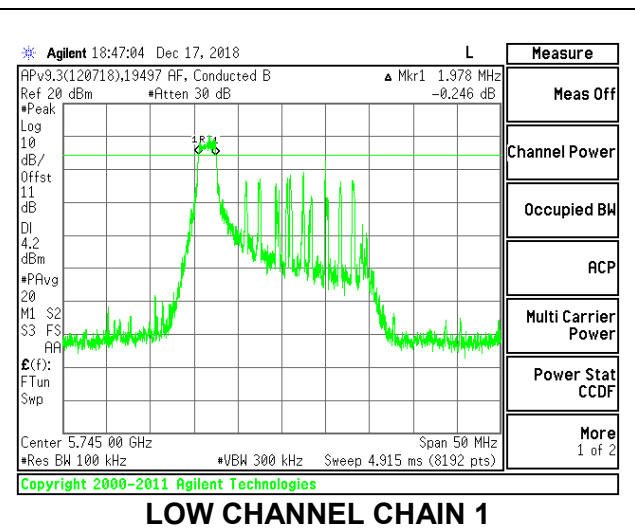
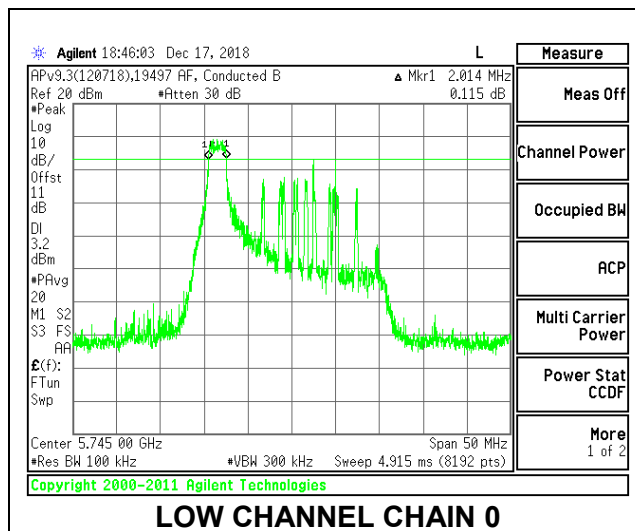


8.4.5. 802.11ax HE20 MODE IN THE 5.8 GHz BAND

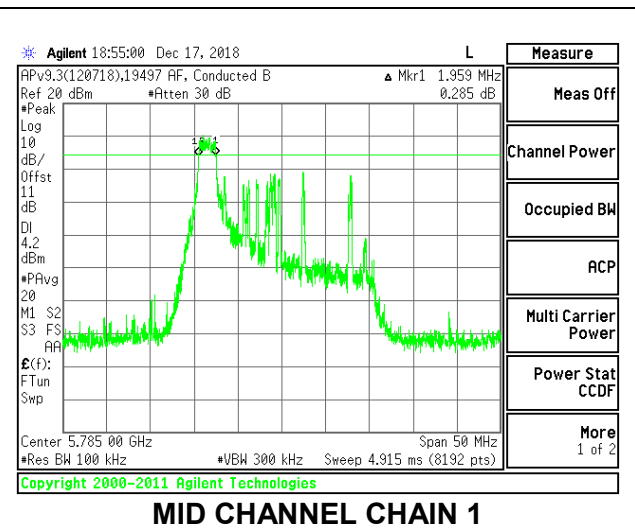
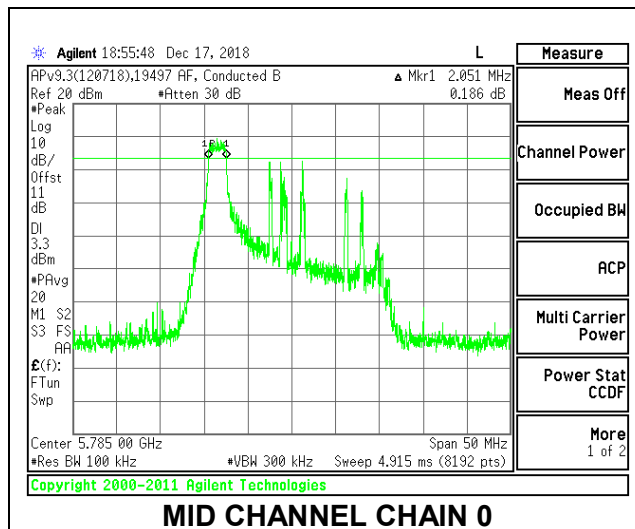
2TX Antenna 1 + Antenna 2 OFDMA MODE – 26-Tones, RU Index 0

Channel	Frequency (MHz)	6 dB BW Chain 0 (MHz)	6 dB BW Chain 1 (MHz)	Minimum Limit (MHz)
Low	5745	2.014	1.978	0.5
Mid	5785	2.051	1.959	0.5
High	5825	1.953	2.039	0.5

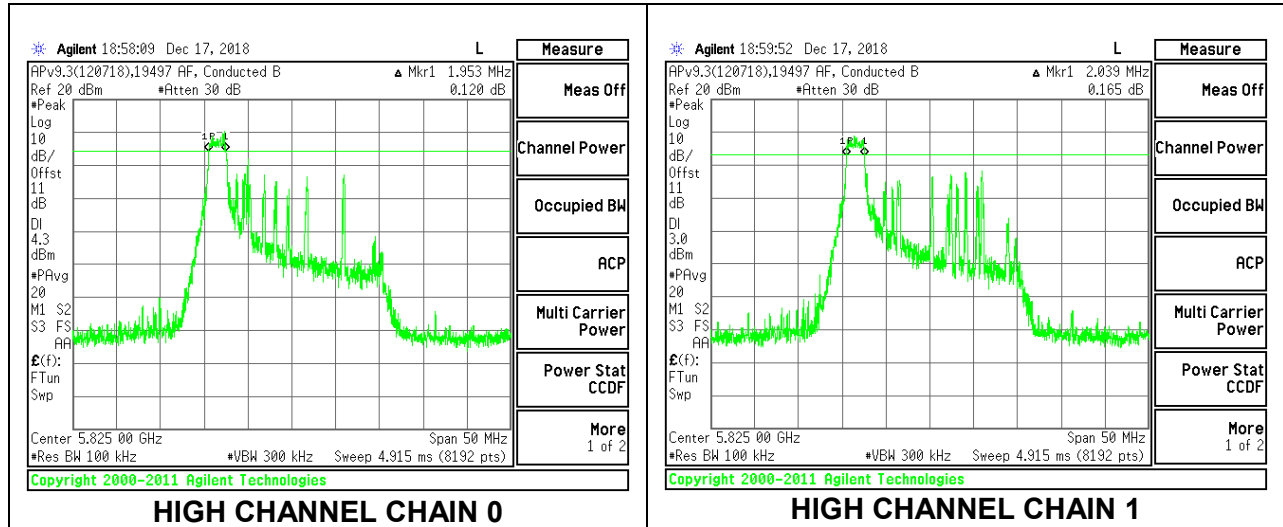
LOW CHANNEL



MID CHANNEL



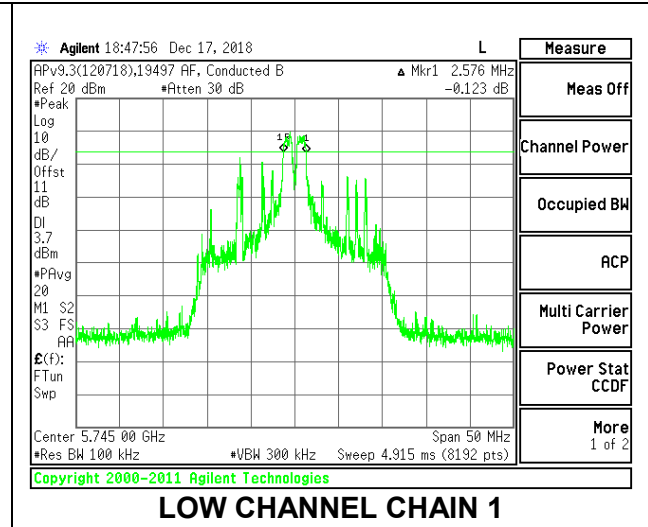
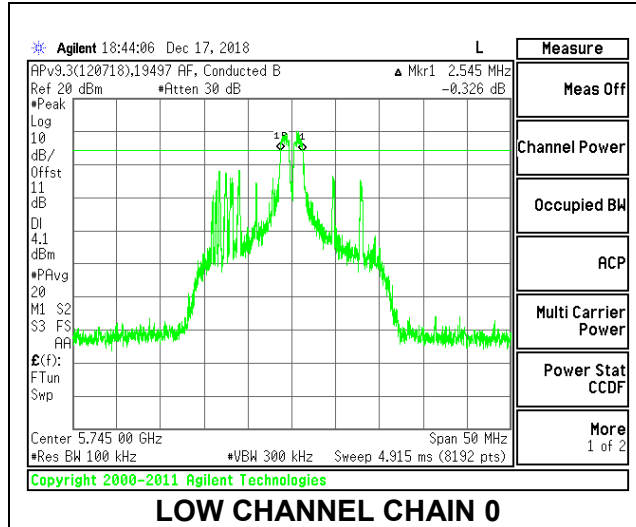
HIGH CHANNEL



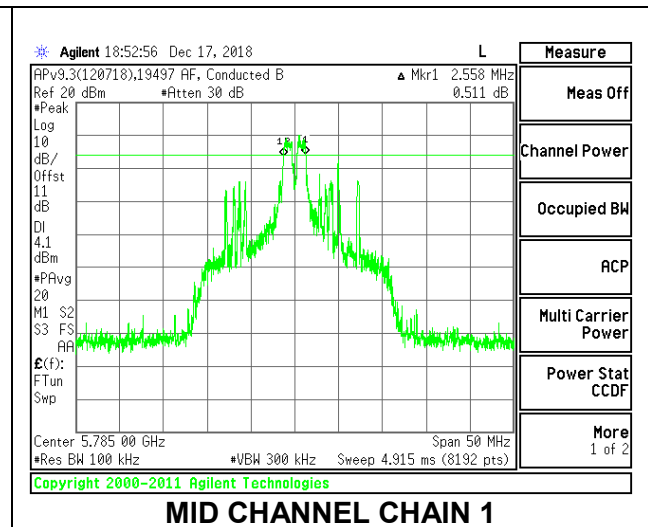
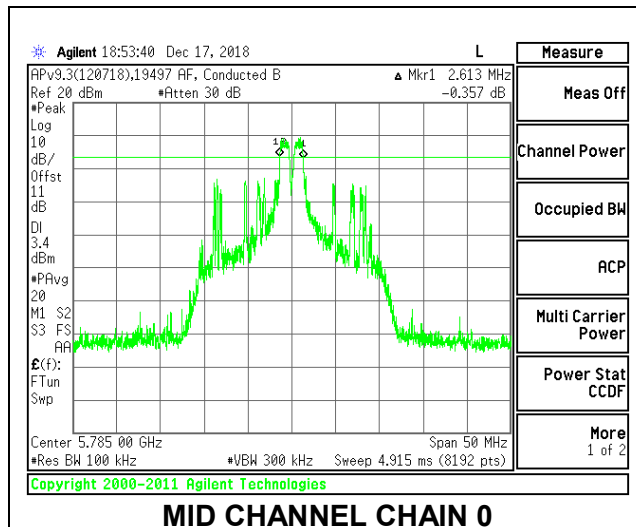
2TX Antenna 1 + Antenna 2 OFDMA MODE – 26-Tones, RU Index 4

Channel	Frequency (MHz)	6 dB BW Chain 0 (MHz)	6 dB BW Chain 1 (MHz)	Minimum Limit (MHz)
Low	5745	2.545	2.576	0.5
Mid	5785	2.613	2.558	0.5
High	5825	2.539	2.552	0.5

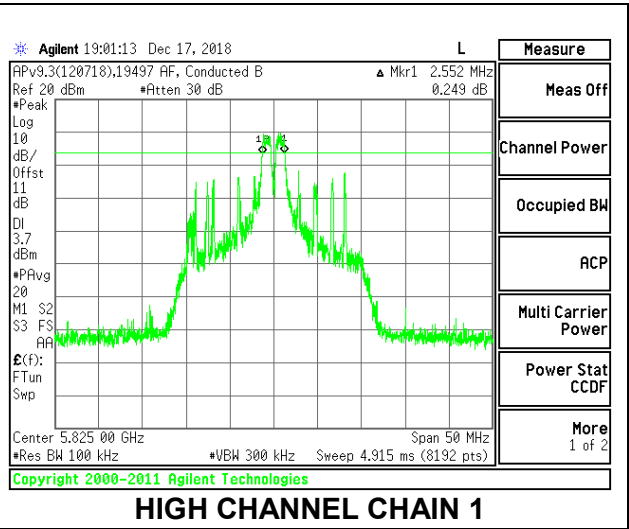
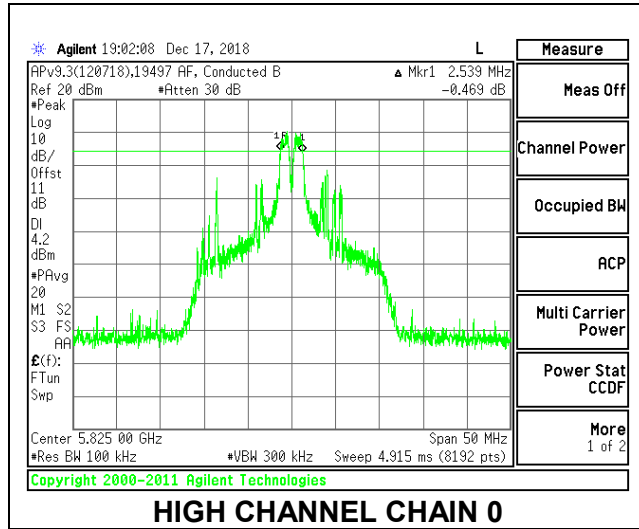
LOW CHANNEL



MID CHANNEL



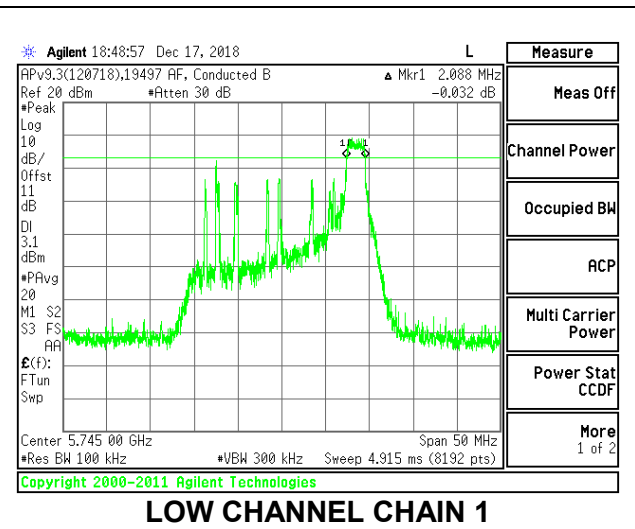
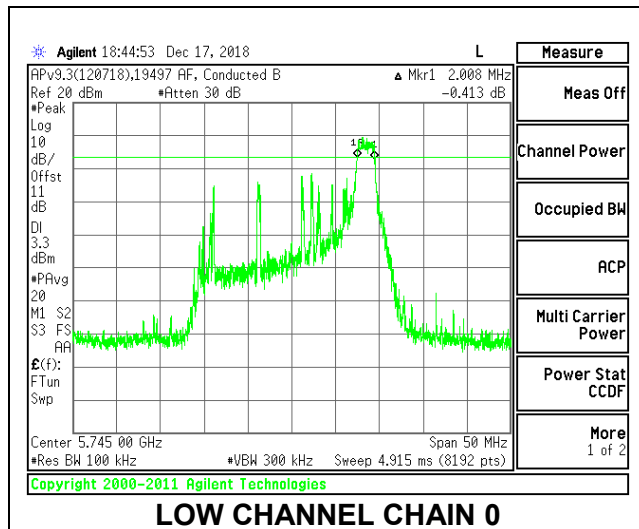
HIGH CHANNEL



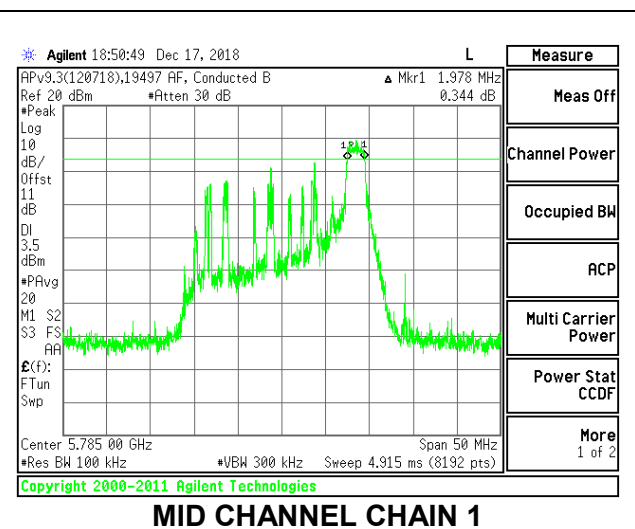
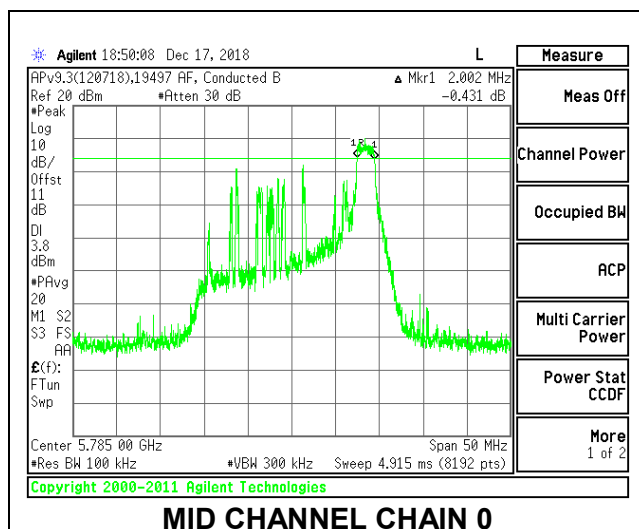
2TX Antenna 1 + Antenna 2 OFDMA MODE – 26-Tones, RU Index 8

Channel	Frequency (MHz)	6 dB BW Chain 0 (MHz)	6 dB BW Chain 1 (MHz)	Minimum Limit (MHz)
Low	5745	2.008	2.088	0.5
Mid	5785	2.002	1.978	0.5
High	5825	2.008	2.014	0.5
144	5720	2.027	1.978	0.5

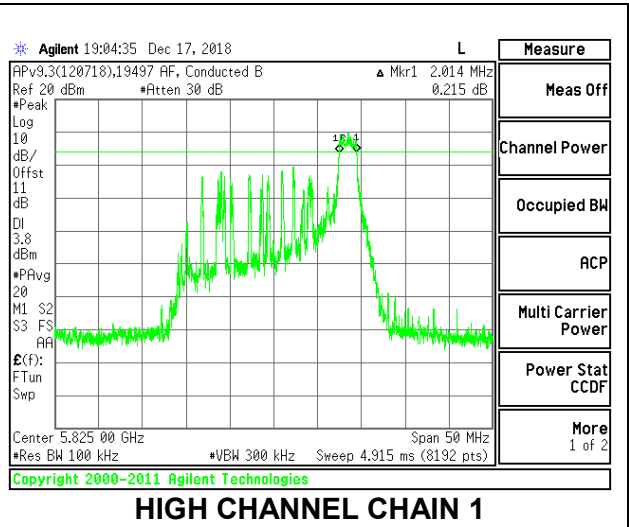
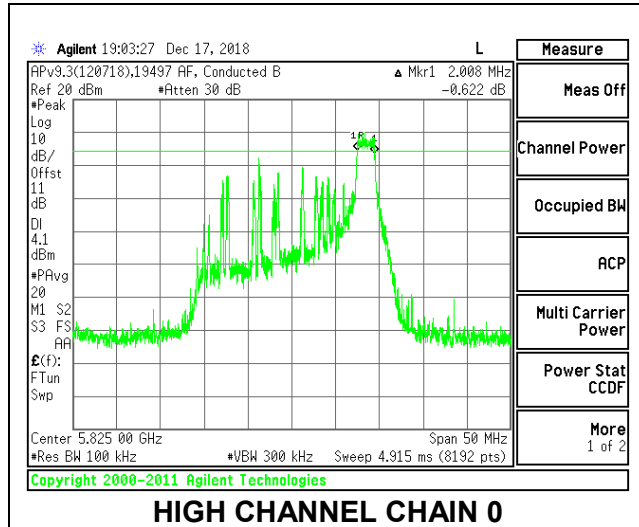
LOW CHANNEL



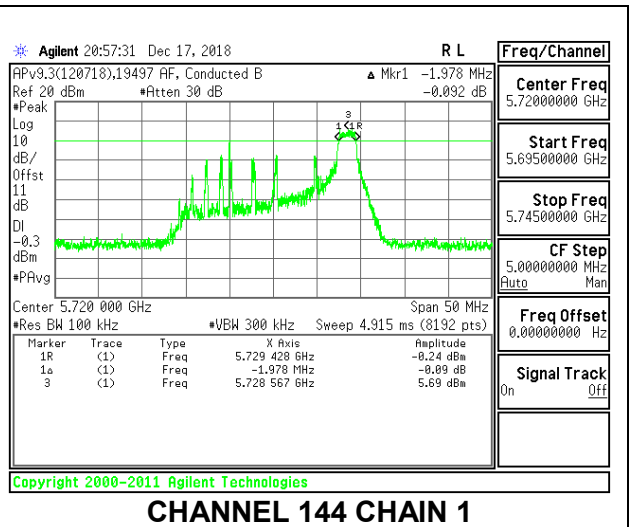
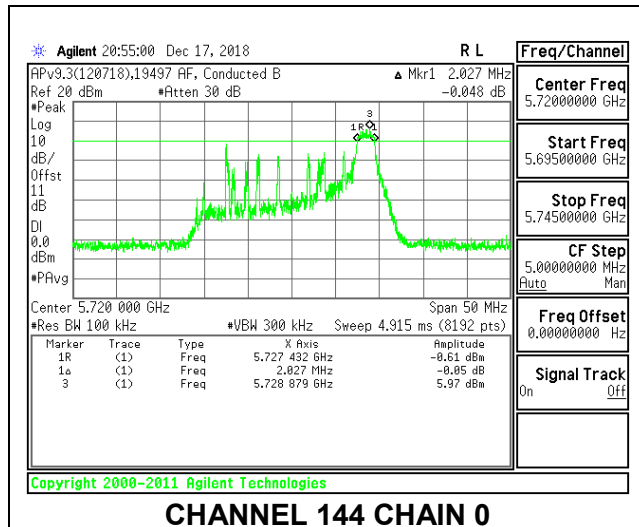
MID CHANNEL



HIGH CHANNEL



CHANNEL 144

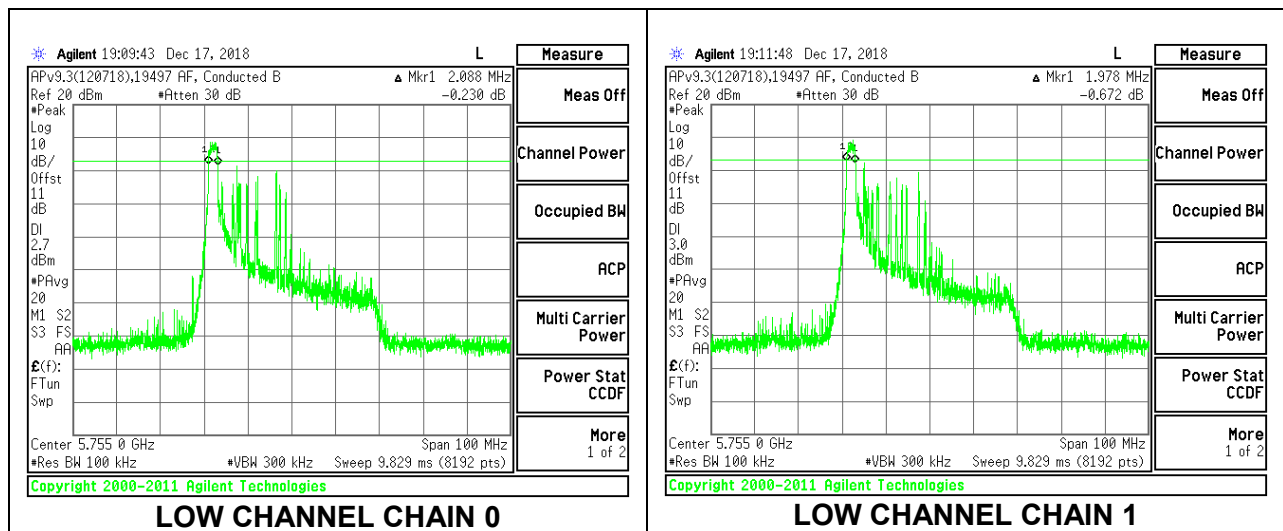


8.4.6. 802.11ax HE40 MODE IN THE 5.8 GHZ BAND

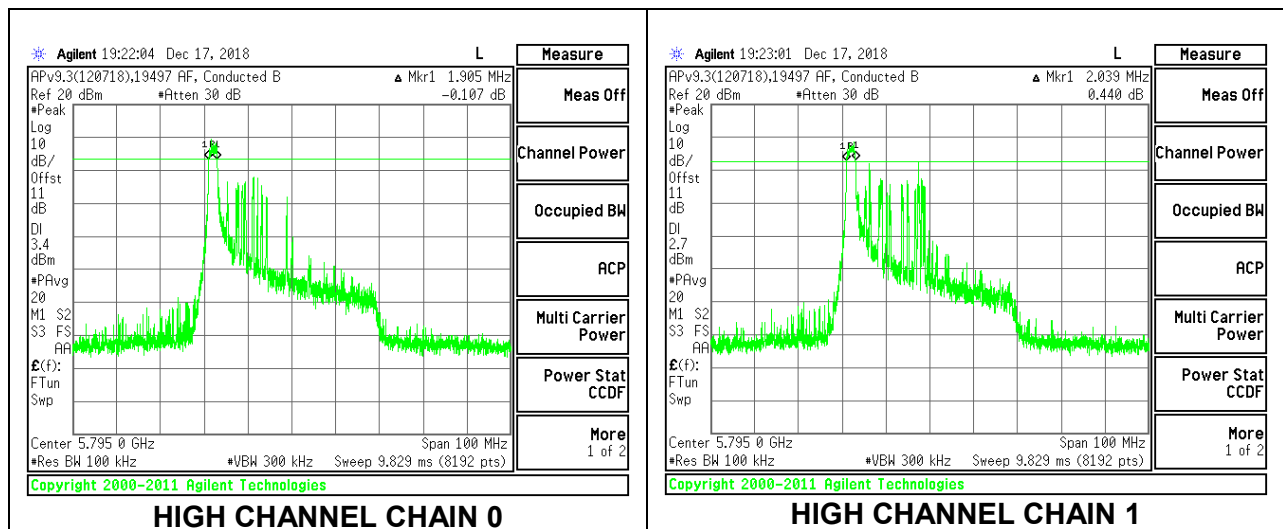
2TX Antenna 1 + Antenna 2 OFDMA MODE – 26-Tones, RU Index 0

Channel	Frequency (MHz)	6 dB BW Chain 0 (MHz)	6 dB BW Chain 1 (MHz)	Minimum Limit (MHz)
Low	5755	2.088	1.978	0.5
High	5795	1.905	2.039	0.5

LOW CHANNEL



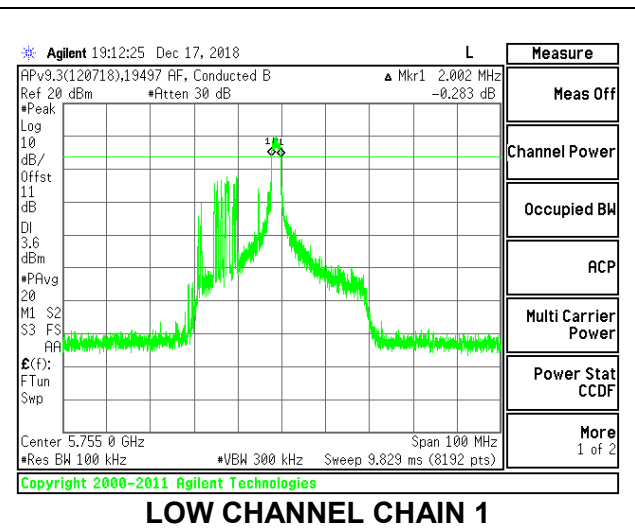
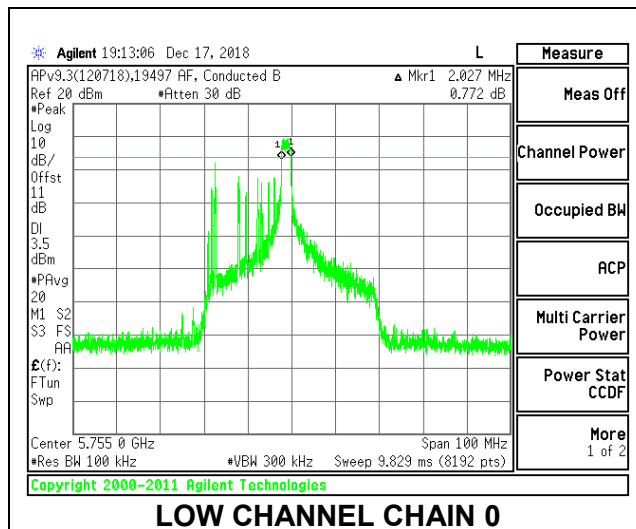
HIGH CHANNEL



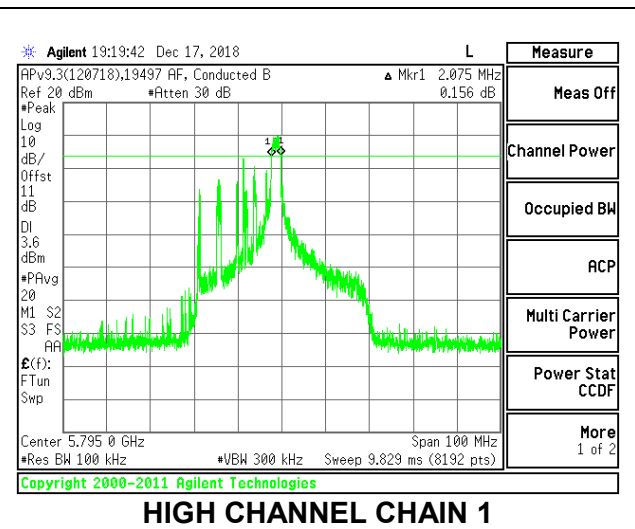
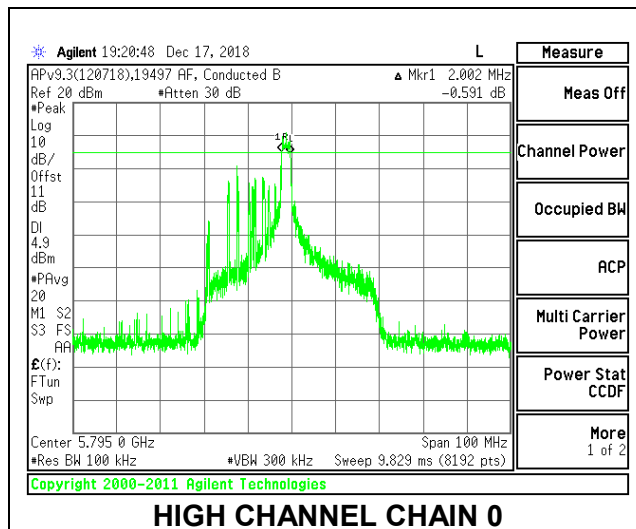
2TX Antenna 1 + Antenna 2 OFDMA MODE – 26-Tones, RU Index 8

Channel	Frequency (MHz)	6 dB BW Chain 0 (MHz)	6 dB BW Chain 1 (MHz)	Minimum Limit (MHz)
Low	5755	2.027	2.002	0.5
High	5795	2.002	2.075	0.5

LOW CHANNEL



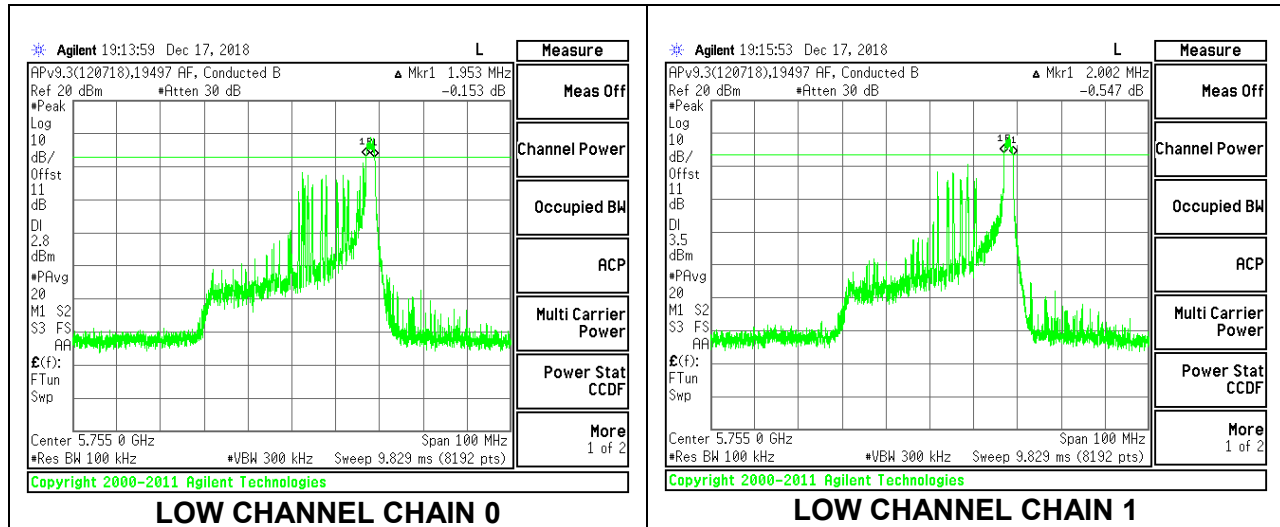
HIGH CHANNEL



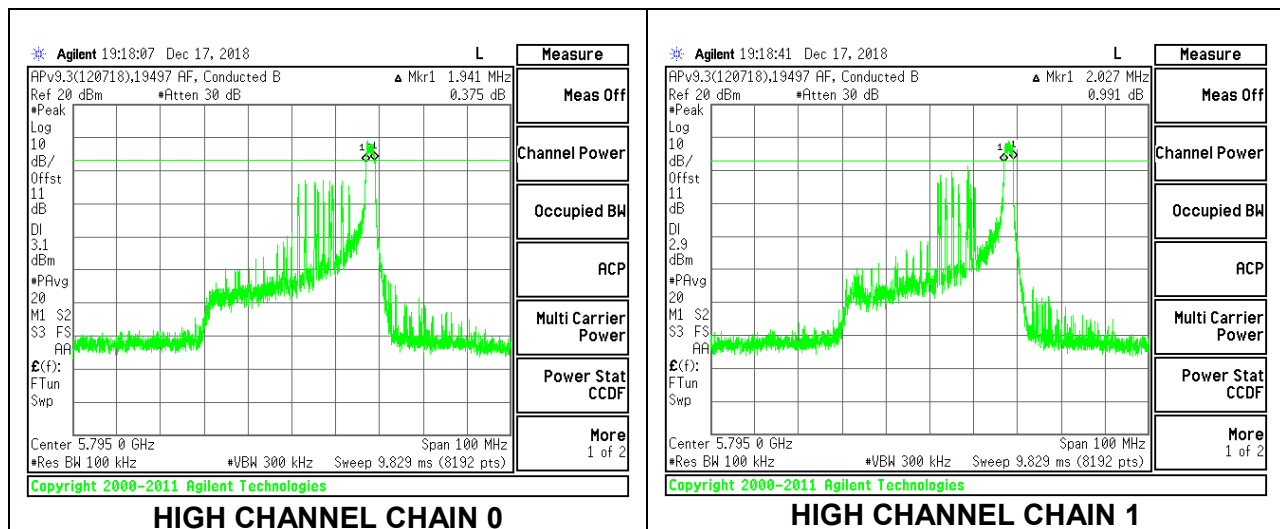
2TX Antenna 1 + Antenna 2 OFDMA MODE – 26-Tones, RU Index 17

Channel	Frequency (MHz)	6 dB BW Chain 0 (MHz)	6 dB BW Chain 1 (MHz)	Minimum Limit (MHz)
Low	5755	1.953	2.002	0.5
High	5795	1.941	2.027	0.5
142	5710	1.966	1.966	0.5

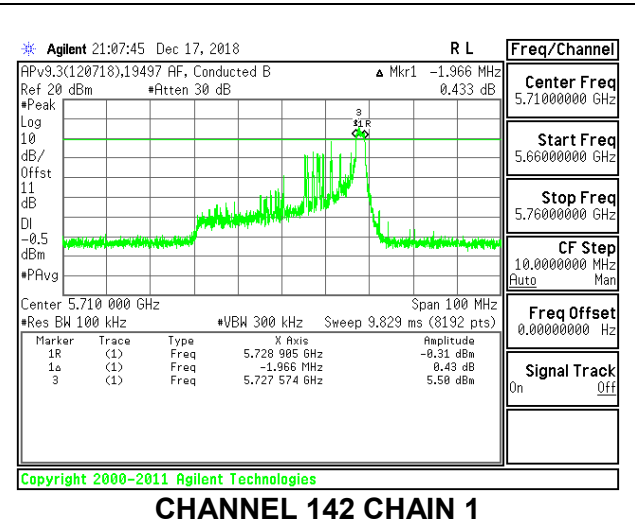
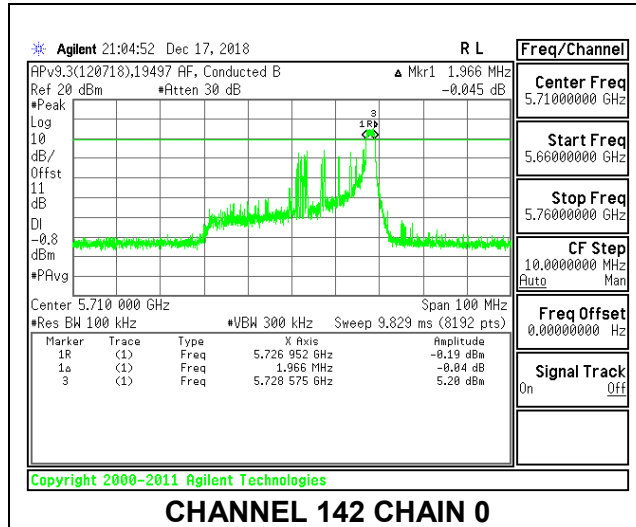
LOW CHANNEL



HIGH CHANNEL



CHANNEL 142

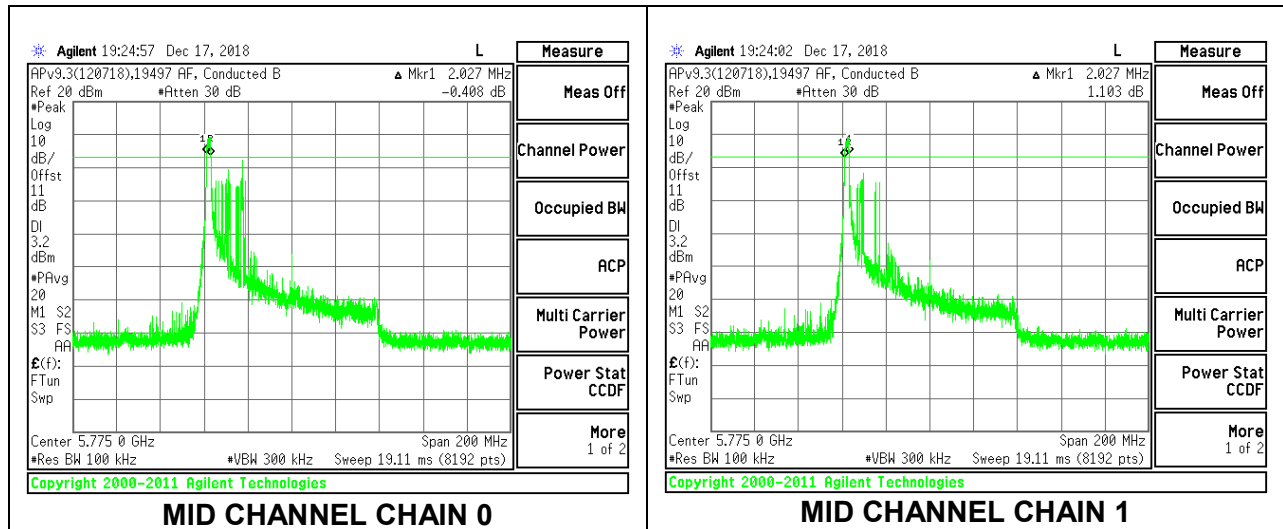


8.4.7. 802.11ax HE80 MODE IN THE 5.8 GHz BAND

2TX Antenna 1 + Antenna 2 OFDMA MODE – 26-Tones, RU Index 0

Channel	Frequency (MHz)	6 dB BW Chain 0 (MHz)	6 dB BW Chain 1 (MHz)	Minimum Limit (MHz)
Mid	5775	2.027	2.027	0.5

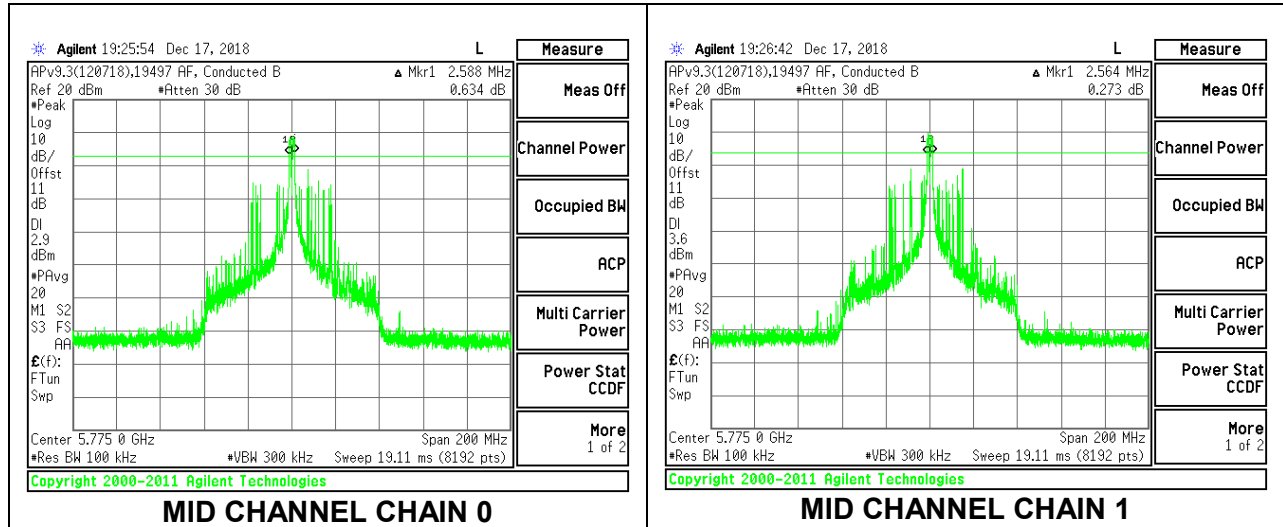
MID CHANNEL



2TX Antenna 1 + Antenna 2 OFDMA MODE – 26-Tones, RU Index 18

Channel	Frequency (MHz)	6 dB BW Chain 0 (MHz)	6 dB BW Chain 1 (MHz)	Minimum Limit (MHz)
Mid	5775	2.588	2.564	0.5

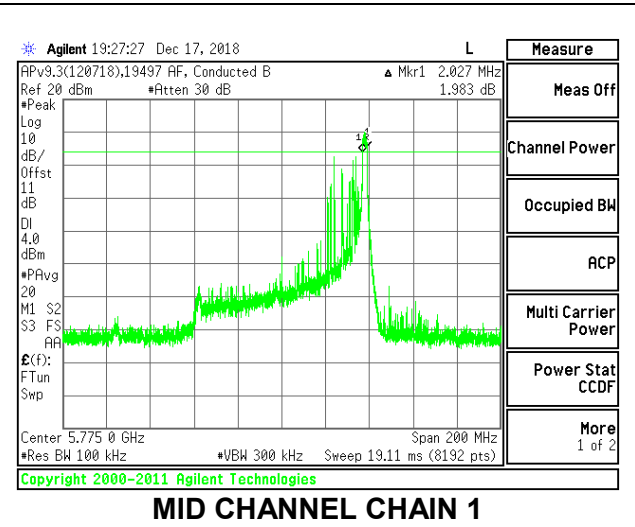
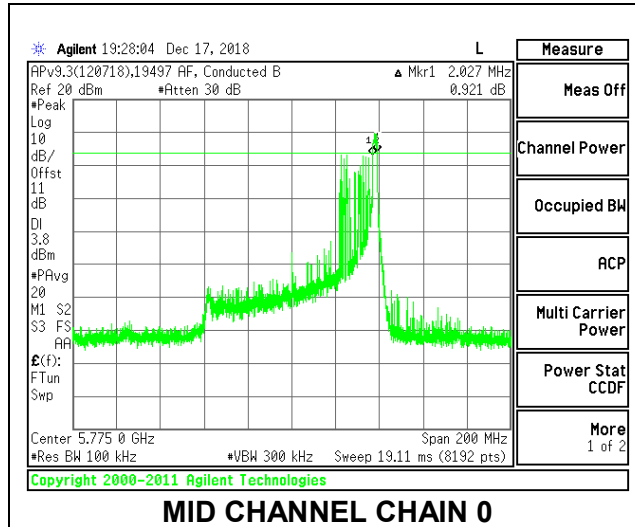
MID CHANNEL



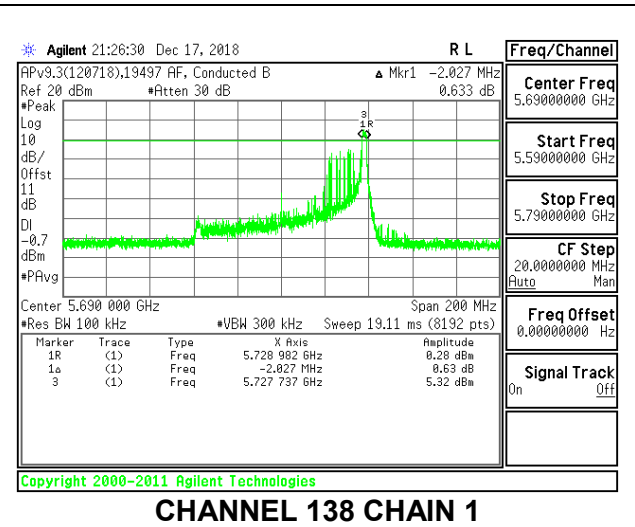
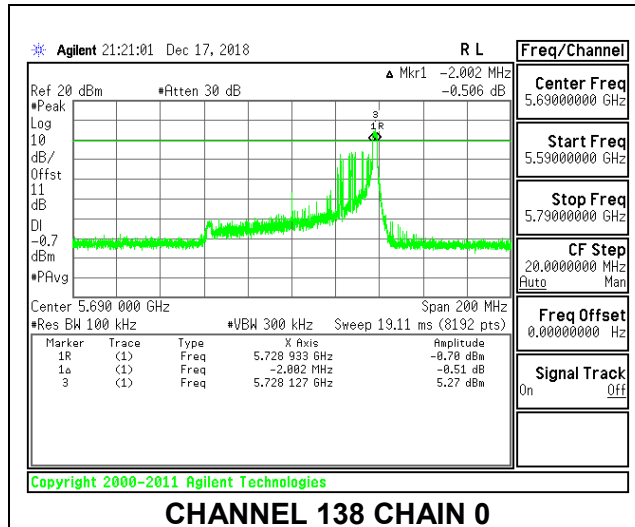
2TX Antenna 1 + Antenna 2 OFDMA MODE – 26-Tones, RU Index 36

Channel	Frequency (MHz)	6 dB BW Chain 0 (MHz)	6 dB BW Chain 1 (MHz)	Minimum Limit (MHz)
Mid	5775	2.027	2.027	0.5
138	5690	2.002	2.027	0.5

MID CHANNEL



CHANNEL 138



8.5. OUTPUT POWER AND PSD

LIMITS

FCC §15.407

Band 5.15–5.25 GHz

(iv) For mobile and portable client devices in the 5.15-5.25 GHz band, the maximum conducted output power over the frequency band of operation shall not exceed 250 mW provided the maximum antenna gain does not exceed 6 dBi. In addition, the maximum power spectral density shall not exceed 11 dBm in any 1 megahertz band. If transmitting antennas of directional gain greater than 6 dBi are used, both the maximum conducted output power and the maximum power spectral density shall be reduced by the amount in dB that the directional gain of the antenna exceeds 6 dBi.

Bands 5.25-5.35 GHz and 5.47-5.725 GHz

The maximum conducted output power over the frequency bands of operation shall not exceed the lesser of 250 mW or $11 \text{ dBm} + 10 \log B$, where B is the 26 dB emission bandwidth in megahertz. In addition, the maximum power spectral density shall not exceed 11 dBm in any 1 megahertz band. If transmitting antennas of directional gain greater than 6 dBi are used, both the maximum conducted output power and the maximum power spectral density shall be reduced by the amount in dB that the directional gain of the antenna exceeds 6 dBi.

Band 5.725-5.85 GHz

The maximum conducted output power over the frequency band of operation shall not exceed 1 W. In addition, the maximum power spectral density shall not exceed 30 dBm in any 500-kHz band. If transmitting antennas of directional gain greater than 6 dBi are used, both the maximum conducted output power and the maximum power spectral density shall be reduced by the amount in dB that the directional gain of the antenna exceeds 6 dBi. However, fixed point-to-point U-NII devices operating in this band may employ transmitting antennas with directional gain greater than 6 dBi without any corresponding reduction in transmitter conducted power. Fixed, point-to-point operations exclude the use of point-to-multipoint systems, omnidirectional applications, and multiple collocated transmitters transmitting the same information.

DIRECTIONAL ANTENNA GAIN

For 1 TX:

There is only one transmitter output therefore the directional gain is equal to the antenna gain.

For 2 TX:

Tx chains are uncorrelated for power and correlated for PSD due to the device supporting CDD in all MIMO modes. The directional gains are as follows:

Band (GHz)	Chain 0 Antenna Gain (dBi)	Chain 1 Antenna Gain (dBi)	Uncorrelated Chains Directional Gain (dBi)	Correlated Chains Directional Gain (dBi)
5.2	-4.70	-5.90	-5.26	-2.27
5.3	-4.00	-8.20	-5.61	-2.84
5.6	-4.10	-2.20	-3.05	-0.09
5.8	-5.80	-4.30	-4.99	-2.01

RESULTS

8.5.1. 802.11a MODE IN THE 5.2 GHz BAND

1TX SISO MODE

Antenna Gain and Limits

Channel	Frequency (MHz)	Chain 0 Directional Gain for Power (dBi)	Chain 1 Directional Gain for Power (dBi)	Power Limit (dBm)
Low	5180	-4.70	-5.90	24.00
Mid	5200	-4.70	-5.90	24.00
High	5240	-4.70	-5.90	24.00

Output Power Results

Channel	Frequency (MHz)	Chain 0 Meas Power (dBm)	Chain 1 Meas Power (dBm)	Chain 0 Corr'd Power (dBm)	Chain 1 Corr'd Power (dBm)	Power Limit (dBm)	Power Margin (dB)
Low	5180	17.10	17.17	17.10	17.17	24.00	-6.83
Mid	5200	17.06	17.33	17.06	17.33	24.00	-6.67
High	5240	17.12	17.21	17.12	17.21	24.00	-6.79

2TX Antenna 1 + Antenna 2 CDD MODE

Antenna Gain and Limits

Channel	Frequency (MHz)	Directional Gain for Power (dBi)	Directional Gain for PSD (dBi)	Power Limit (dBm)	PSD Limit (dBm/1MHz)
Low	5180	-5.26	-2.27	24.00	11.00
Mid	5200	-5.26	-2.27	24.00	11.00
High	5240	-5.26	-2.27	24.00	11.00

Duty Cycle CF (dB)	0.29	Included in Calculations of Corr'd PSD
---------------------------	------	---

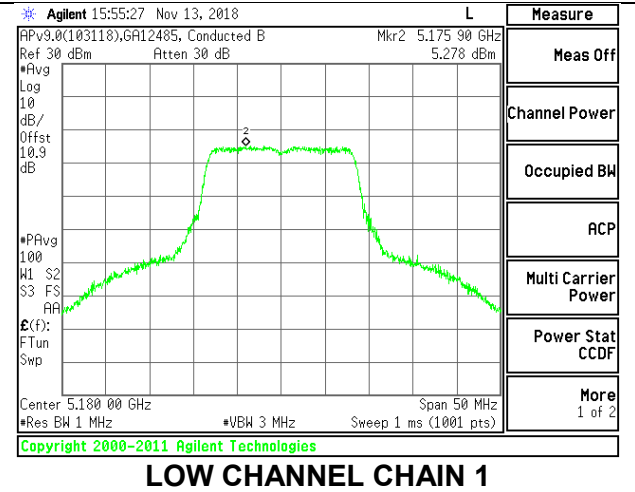
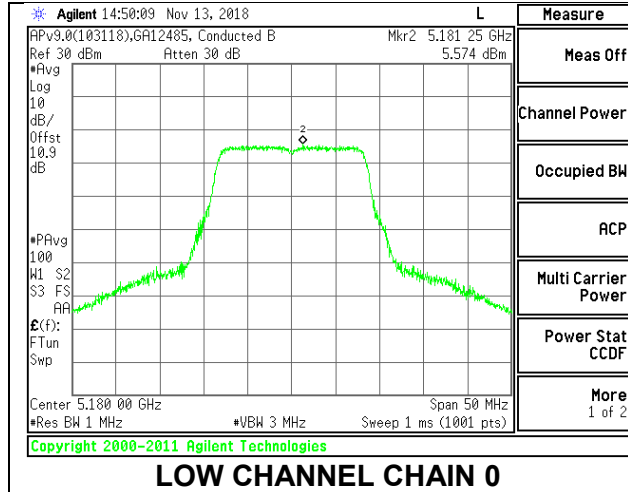
Output Power Results

Channel	Frequency (MHz)	Chain 0 Meas Power (dBm)	Chain 1 Meas Power (dBm)	Total Corr'd Power (dBm)	Power Limit (dBm)	Power Margin (dB)
Low	5180	17.37	17.45	20.42	24.00	-3.58
Mid	5200	17.28	17.47	20.39	24.00	-3.61
High	5240	17.20	17.35	20.29	24.00	-3.71

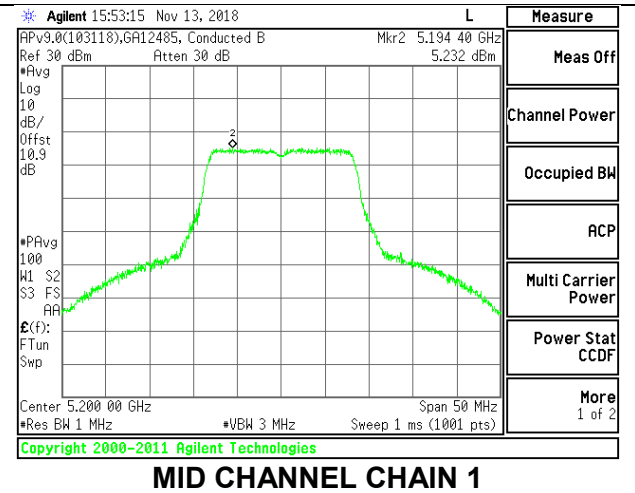
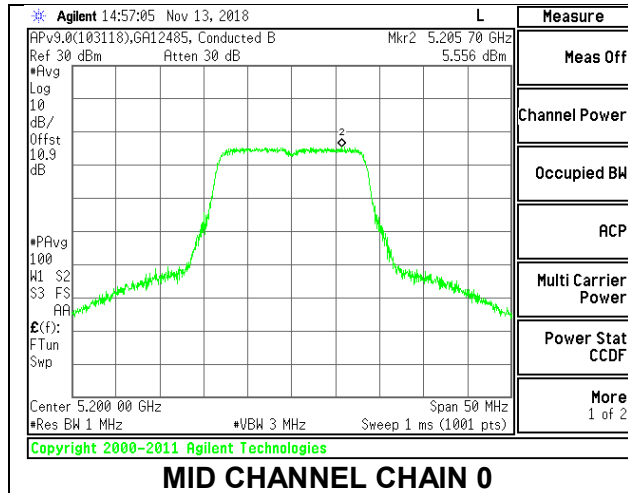
PSD Results

Channel	Frequency (MHz)	Chain 0 Meas PSD (dBm/1MHz)	Chain 1 Meas PSD (dBm/1MHz)	Total Corr'd PSD (dBm/1MHz)	PSD Limit (dBm/1MHz)	PSD Margin (dB)
Low	5180	5.574	5.278	8.73	11.00	-2.27
Mid	5200	5.556	5.232	8.70	11.00	-2.30
High	5240	5.630	5.397	8.82	11.00	-2.18

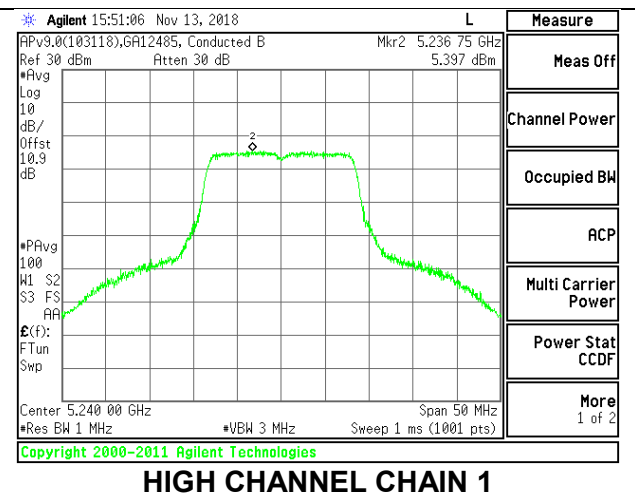
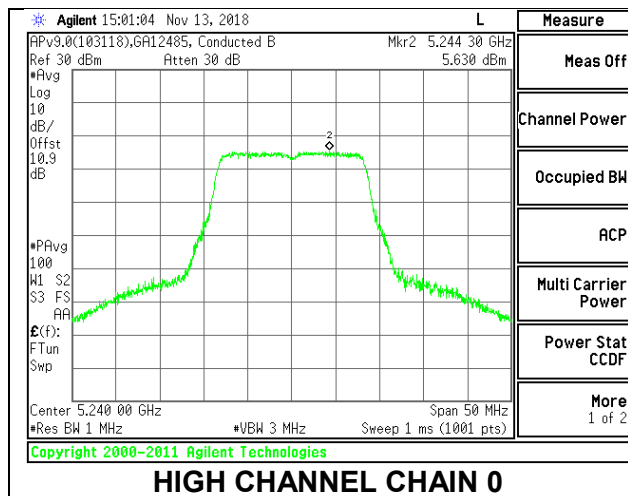
LOW CHANNEL



MID CHANNEL



HIGH CHANNEL



8.5.2. 802.11n HT20 MODE IN THE 5.2 GHz BAND

1TX SISO MODE

Antenna Gain and Limits

Channel	Frequency (MHz)	Chain 0 Directional Gain for Power (dBi)	Chain 1 Directional Gain for Power (dBi)	Power Limit (dBm)
Low	5180	-4.70	-5.90	24.00
Mid	5200	-4.70	-5.90	24.00
High	5240	-4.70	-5.90	24.00

Output Power Results

Channel	Frequency (MHz)	Chain 0 Meas Power (dBm)	Chain 1 Meas Power (dBm)	Chain 0 Corr'd Power (dBm)	Chain 1 Corr'd Power (dBm)	Power Limit (dBm)	Power Margin (dB)
Low	5180	17.22	17.25	17.22	17.25	24.00	-6.75
Mid	5200	17.11	17.30	17.11	17.30	24.00	-6.70
High	5240	16.99	17.07	16.99	17.07	24.00	-6.93

2TX Antenna 1 + Antenna 2 CDD MODE

Antenna Gain and Limits

Channel	Frequency (MHz)	Directional Gain for Power (dBi)	Directional Gain for PSD (dBi)	Power Limit (dBm)	PSD Limit (dBm/ 1MHz)
Low	5180	-5.26	-2.27	24.00	11.00
Mid	5200	-5.26	-2.27	24.00	11.00
High	5240	-5.26	-2.27	24.00	11.00

Duty Cycle CF (dB)	0.30	Included in Calculations of Corr'd PSD
---------------------------	------	---

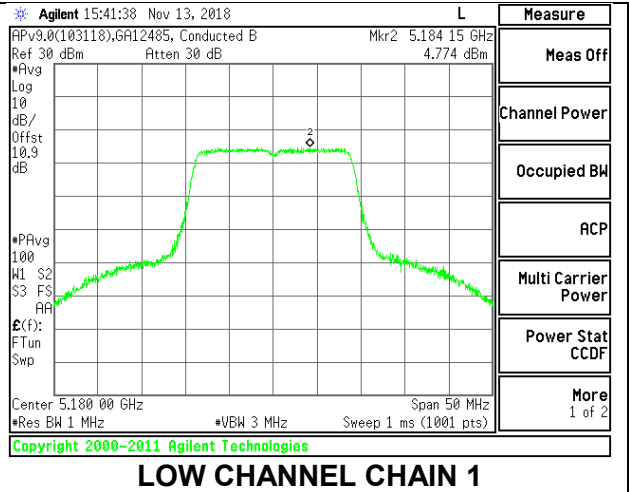
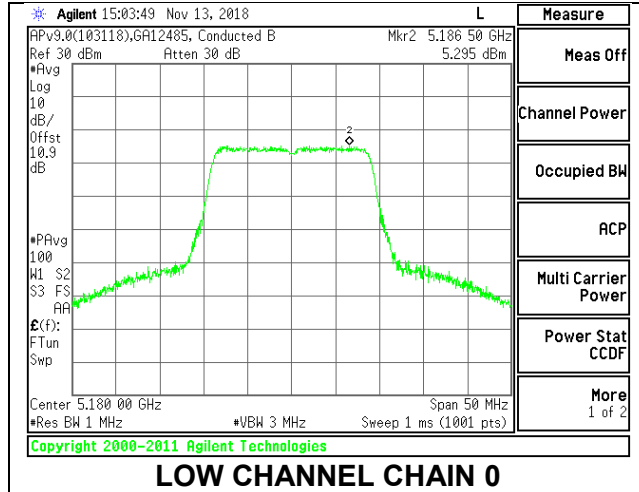
Output Power Results

Channel	Frequency (MHz)	Chain 0 Meas Power (dBm)	Chain 1 Meas Power (dBm)	Total Corr'd Power (dBm)	Power Limit (dBm)	Power Margin (dB)
Low	5180	17.31	17.34	20.34	24.00	-3.66
Mid	5200	17.32	17.41	20.38	24.00	-3.62
High	5240	17.07	17.16	20.13	24.00	-3.87

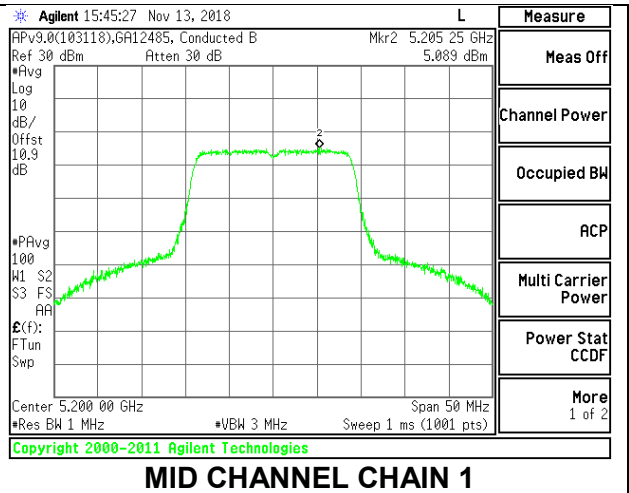
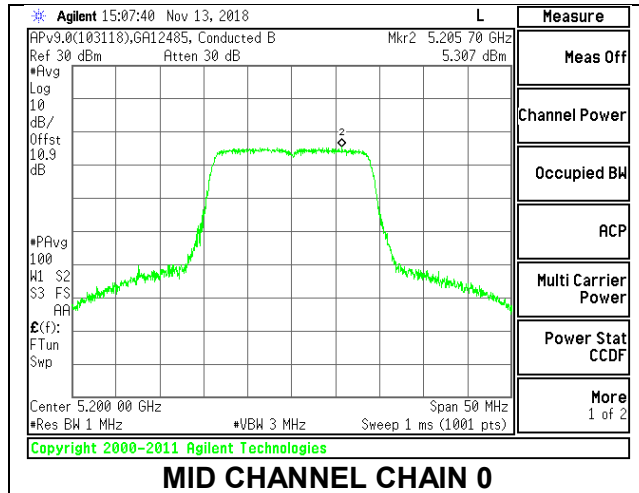
PSD Results

Channel	Frequency (MHz)	Chain 0 Meas PSD (dBm/1MHz)	Chain 1 Meas PSD (dBm/1MHz)	Total Corr'd PSD (dBm/1MHz)	PSD Limit (dBm/ 1MHz)	PSD Margin (dB)
Low	5180	5.295	4.774	8.35	11.00	-2.65
Mid	5200	5.307	5.089	8.51	11.00	-2.49
High	5240	5.679	5.243	8.78	11.00	-2.22

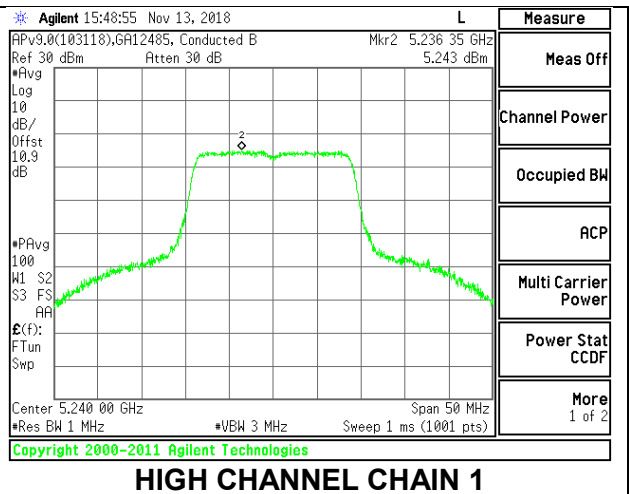
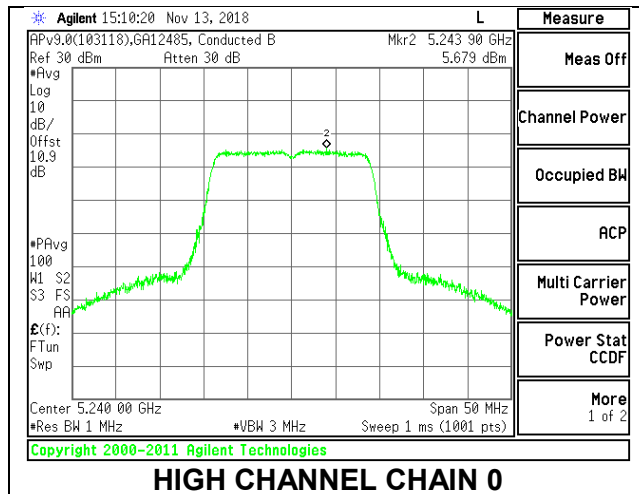
LOW CHANNEL



MID CHANNEL



HIGH CHANNEL



8.5.3. 802.11n HT40 MODE IN THE 5.2 GHz BAND

1TX SISO MODE

Antenna Gain and Limits

Channel	Frequency (MHz)	Chain 0 Directional Gain for Power (dBi)	Chain 1 Directional Gain for Power (dBi)	Power Limit (dBm)
Low	5190	-4.70	-5.90	24.00
High	5230	-4.70	-5.90	24.00

Output Power Results

Channel	Frequency (MHz)	Chain 0 Meas Power (dBm)	Chain 1 Meas Power (dBm)	Chain 0 Corr'd Power (dBm)	Chain 1 Corr'd Power (dBm)	Power Limit (dBm)	Power Margin (dB)
Low	5190	14.77	14.89	14.77	14.89	24.00	-9.11
High	5230	16.18	16.24	16.18	16.24	24.00	-7.76

2TX Antenna 1 + Antenna 2 CDD MODE

Antenna Gain and Limits

Channel	Frequency (MHz)	Directional Gain for Power (dBi)	Directional Gain for PSD (dBi)	Power Limit (dBm)	PSD Limit (dBm/ 1MHz)
Low	5190	-5.26	-2.27	24.00	11.00
High	5230	-5.26	-2.27	24.00	11.00

Duty Cycle CF (dB)	0.61	Included in Calculations of Corr'd PSD
---------------------------	------	---

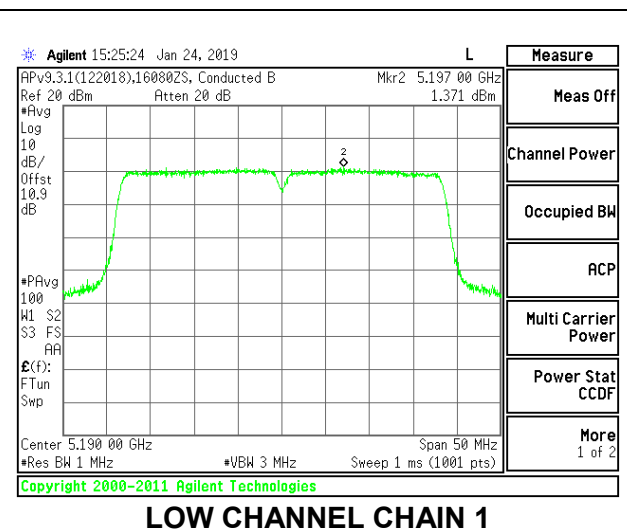
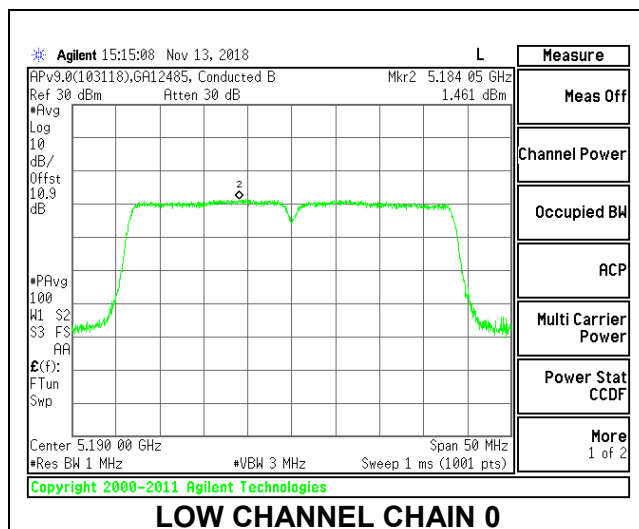
Output Power Results

Channel	Frequency (MHz)	Chain 0 Meas Power (dBm)	Chain 1 Meas Power (dBm)	Total Corr'd Power (dBm)	Power Limit (dBm)	Power Margin (dB)
Low	5190	14.83	15.02	17.94	24.00	-6.06
High	5230	16.23	16.42	19.34	24.00	-4.66

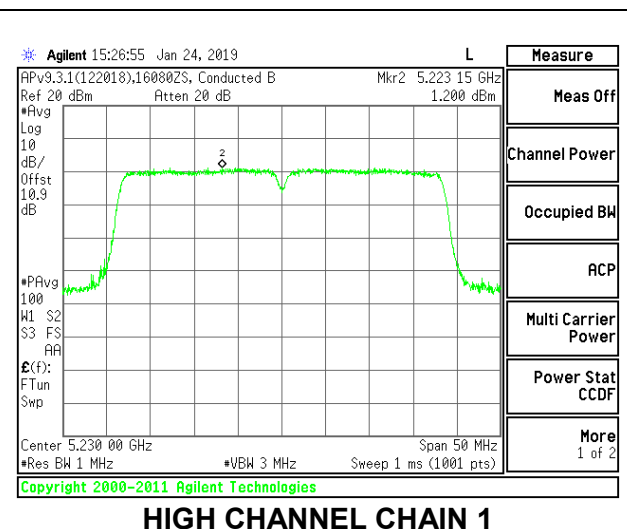
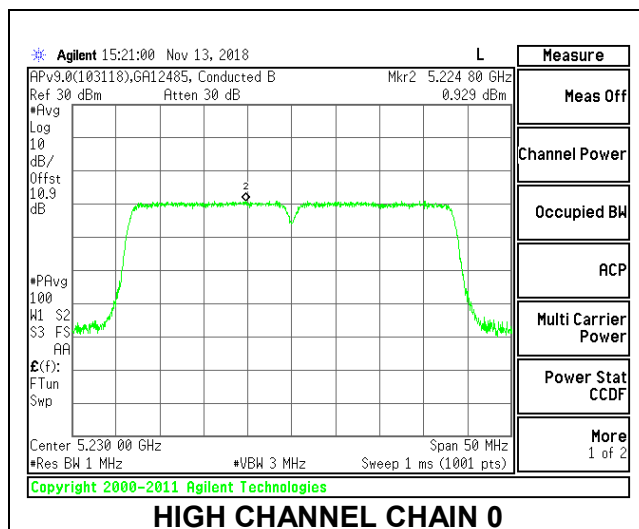
PSD Results

Channel	Frequency (MHz)	Chain 0 Meas PSD (dBm/ 1MHz)	Chain 1 Meas PSD (dBm/ 1MHz)	Total Corr'd PSD (dBm/ 1MHz)	PSD Limit (dBm/ 1MHz)	PSD Margin (dB)
Low	5190	1.461	1.371	5.04	11.00	-5.96
High	5230	0.929	1.200	4.69	11.00	-6.31

LOW CHANNEL



HIGH CHANNEL



8.5.4. 802.11ac VHT80 MODE IN THE 5.2 GHz BAND

1TX SISO MODE

Antenna Gain and Limits

Channel	Frequency (MHz)	Chain 0 Directional Gain for Power (dBi)	Chain 1 Directional Gain for Power (dBi)	Power Limit (dBm)
Mid	5210	-4.70	-5.90	24.00

Output Power Results

Channel	Frequency (MHz)	Chain 0 Meas Power (dBm)	Chain 1 Meas Power (dBm)	Chain 0 Corr'd Power (dBm)	Chain 1 Corr'd Power (dBm)	Power Limit (dBm)	Power Margin (dB)
Mid	5210	14.11	14.23	14.11	14.23	24.00	-9.77

2TX Antenna 1 + Antenna 2 CDD MODE

Antenna Gain and Limits

Channel	Frequency (MHz)	Directional Gain for Power (dBi)	Directional Gain for PSD (dBi)	Power Limit (dBm)	PSD Limit (dBm/ 1MHz)
Mid	5210	-5.26	-2.27	24.00	11.00

Duty Cycle CF (dB)	1.96	Included in Calculations of Corr'd PSD
---------------------------	------	---

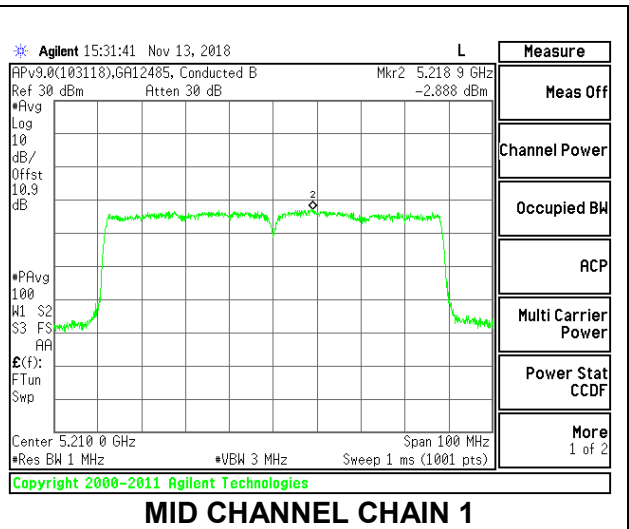
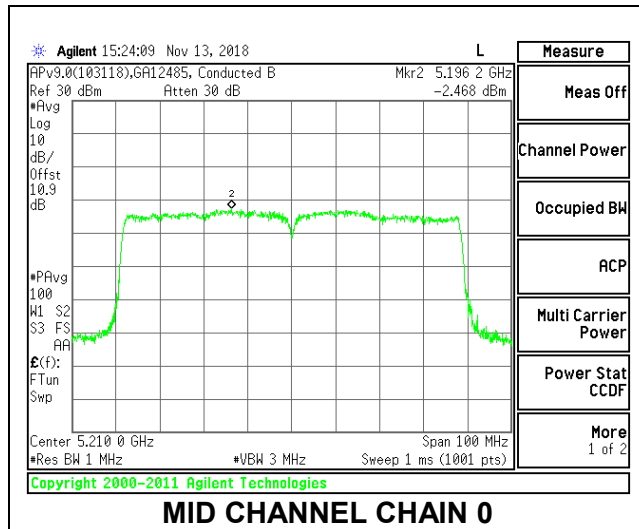
Output Power Results

Channel	Frequency (MHz)	Chain 0 Meas Power (dBm)	Chain 1 Meas Power (dBm)	Total Corr'd Power (dBm)	Power Limit (dBm)	Power Margin (dB)
Mid	5210	14.25	14.42	17.35	24.00	-6.65

PSD Results

Channel	Frequency (MHz)	Chain 0 Meas PSD (dBm/ 1MHz)	Chain 1 Meas PSD (dBm/ 1MHz)	Total Corr'd PSD (dBm/ 1MHz)	PSD Limit (dBm/ 1MHz)	PSD Margin (dB)
Mid	5210	-2.468	-2.888	2.30	11.00	-8.70

MID CHANNEL



8.5.5. 802.11ax HE20 MODE IN THE 5.2 GHz BAND

1TX SISO MODE

Antenna Gain and Limits

Channel	Frequency (MHz)	Chain 0 Directional Gain for Power (dBi)	Chain 1 Directional Gain for Power (dBi)	Power Limit (dBm)
Low	5180	-4.70	-5.90	24.00
Mid	5200	-4.70	-5.90	24.00
High	5240	-4.70	-5.90	24.00

Output Power Results

Channel	Frequency (MHz)	Tones	RU Index	Chain 0 Meas Power (dBm)	Chain 1 Meas Power (dBm)	Chain 0 Corr'd Power (dBm)	Chain 1 Corr'd Power (dBm)	Power Limit (dBm)	Power Margin (dB)
Low	5180	SU	-	17.22	17.10	17.22	17.10	24.00	-6.78
		242T	61	17.49	17.41	17.49	17.41	24.00	-6.51
		106T	53	14.55	13.30	14.55	13.30	24.00	-9.45
			54	14.96	13.39	14.96	13.39	24.00	-9.04
		52T	37	13.12	12.79	13.12	12.79	24.00	-10.88
			38	13.39	12.91	13.39	12.91	24.00	-10.61
			40	13.00	12.92	13.00	12.92	24.00	-11.00
		26T	0	10.60	10.33	10.60	10.33	24.00	-13.40
			4	10.69	10.71	10.69	10.71	24.00	-13.29
			8	10.37	10.48	10.37	10.48	24.00	-13.52
Mid	5200	SU	-	17.15	17.03	17.15	17.03	24.00	-6.85
		242T	61	17.90	17.82	17.90	17.82	24.00	-6.10
		106T	53	14.79	13.66	14.79	13.66	24.00	-9.21
			54	14.62	13.81	14.62	13.81	24.00	-9.38
		52T	37	12.90	12.97	12.90	12.97	24.00	-11.03
			38	13.13	13.29	13.13	13.29	24.00	-10.71
			40	12.61	13.17	12.61	13.17	24.00	-10.83
		26T	0	10.45	10.64	10.45	10.64	24.00	-13.36
			4	10.55	11.34	10.55	11.34	24.00	-12.66
			8	10.20	10.94	10.20	10.94	24.00	-13.06
High	5240	SU	-	17.13	17.03	17.13	17.03	24.00	-6.87
		242T	61	17.74	17.83	17.74	17.83	24.00	-6.17
		106T	53	14.67	14.43	14.67	14.43	24.00	-9.33
			54	14.55	14.27	14.55	14.27	24.00	-9.45
		52T	37	12.54	13.09	12.54	13.09	24.00	-10.91
			38	12.82	13.21	12.82	13.21	24.00	-10.79
			40	12.62	13.21	12.62	13.21	24.00	-10.79
		26T	0	10.00	10.27	10.00	10.27	24.00	-13.73
			4	10.49	11.18	10.49	11.18	24.00	-12.82
			8	10.28	10.86	10.28	10.86	24.00	-13.14

2TX Antenna 1 + Antenna 2 SU MODE

Antenna Gain and Limits

Channel	Frequency (MHz)	Directional Gain for Power (dBi)	Directional Gain for PSD (dBi)	Power Limit (dBm)
Low	5180	-5.26	-2.27	24.00
Mid	5200	-5.26	-2.27	24.00
High	5240	-5.26	-2.27	24.00

Output Power Results

Channel	Frequency (MHz)	Chain 0 Meas Power (dBm)	Chain 1 Meas Power (dBm)	Total Corr'd Power (dBm)	Power Limit (dBm)	Power Margin (dB)
Low	5180	17.45	17.28	20.38	24.00	-3.62
Mid	5200	17.35	17.17	20.27	24.00	-3.73
High	5240	17.26	17.20	20.24	24.00	-3.76

2TX Antenna 1 + Antenna 2 OFDMA MODE – 242-Tones, RU Index 61

Antenna Gain and Limits

Channel	Frequency (MHz)	Directional Gain for Power (dBi)	Directional Gain for PSD (dBi)	Power Limit (dBm)	PSD Limit (dBm/ 1MHz)
Low	5180	-5.26	-2.27	24.00	11.00
Mid	5200	-5.26	-2.27	24.00	11.00
High	5240	-5.26	-2.27	24.00	11.00

Duty Cycle CF (dB)	0.67	Included in Calculations of Corr'd PSD
---------------------------	------	---

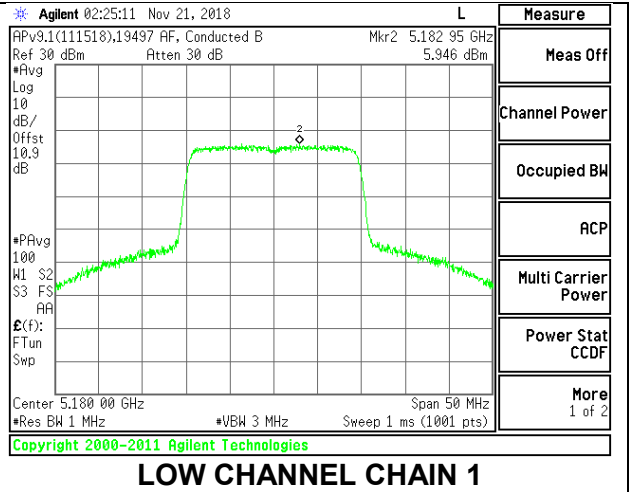
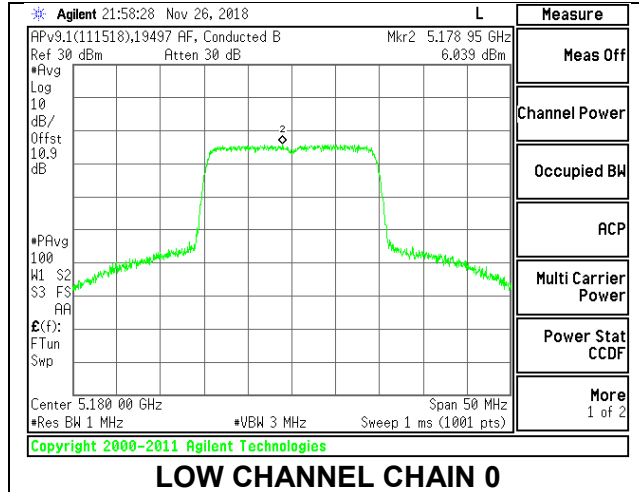
Output Power Results

Channel	Frequency (MHz)	Chain 0 Meas Power (dBm)	Chain 1 Meas Power (dBm)	Total Corr'd Power (dBm)	Power Limit (dBm)	Power Margin (dB)
Low	5180	17.78	17.53	20.67	24.00	-3.33
Mid	5200	17.97	17.86	20.93	24.00	-3.07
High	5240	17.80	17.85	20.84	24.00	-3.16

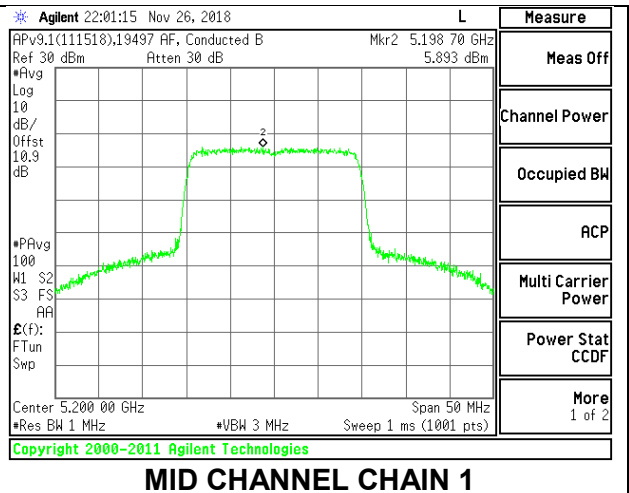
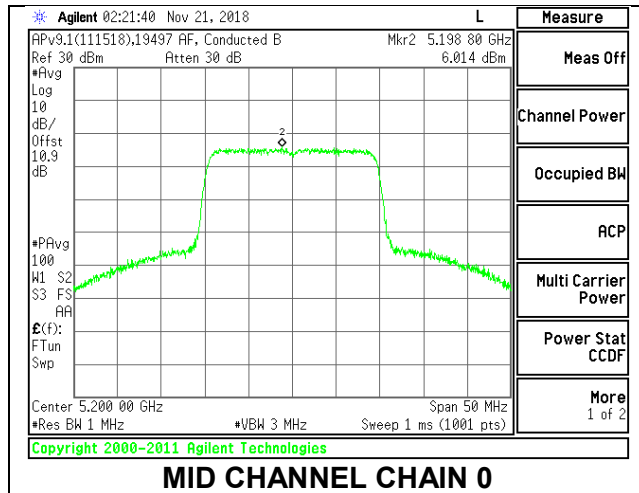
PSD Results

Channel	Frequency (MHz)	Chain 0 Meas PSD (dBm/1MHz)	Chain 1 Meas PSD (dBm/1MHz)	Total Corr'd PSD (dBm/1MHz)	PSD Limit (dBm/ 1MHz)	PSD Margin (dB)
Low	5180	6.039	5.946	9.67	11.00	-1.33
Mid	5200	6.014	5.893	9.63	11.00	-1.37
High	5240	6.404	5.915	9.85	11.00	-1.15

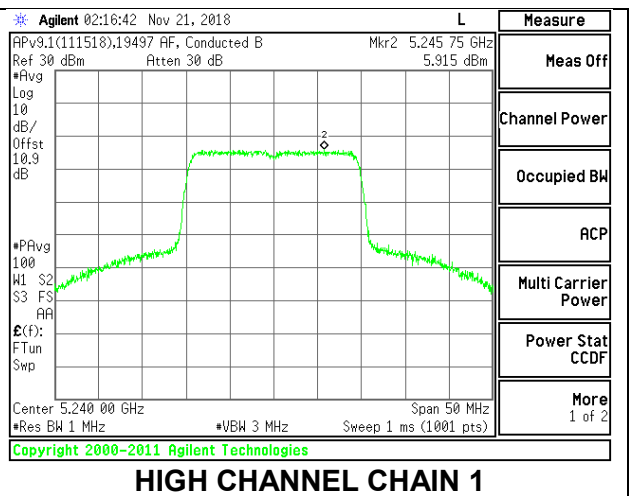
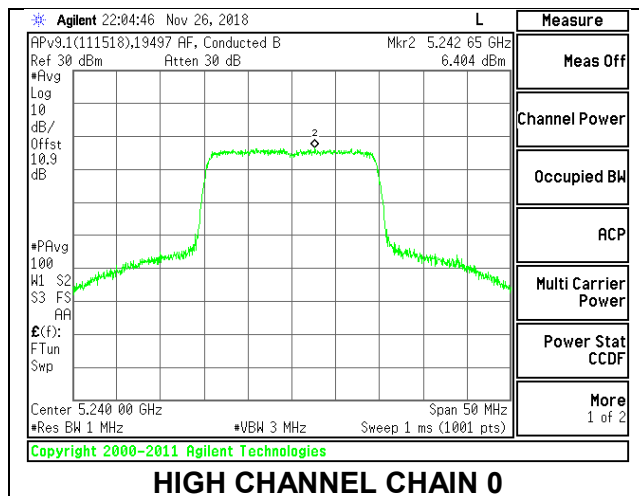
LOW CHANNEL



MID CHANNEL



HIGH CHANNEL



2TX Antenna 1 + Antenna 2 OFDMA MODE – 106-Tones, RU Index 53

Antenna Gain and Limits

Channel	Frequency (MHz)	Directional Gain for Power (dBi)	Directional Gain for PSD (dBi)	Power Limit (dBm)	PSD Limit (dBm/ 1MHz)
Low	5180	-5.26	-2.27	24.00	11.00
Mid	5200	-5.26	-2.27	24.00	11.00
High	5240	-5.26	-2.27	24.00	11.00

Duty Cycle CF (dB)	0.33	Included in Calculations of Corr'd PSD
---------------------------	------	---

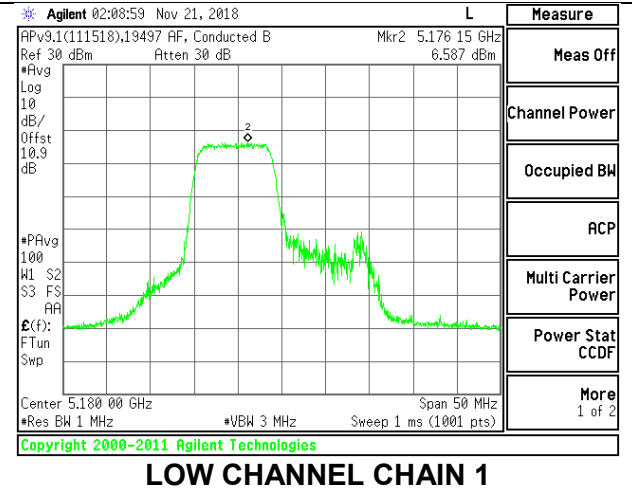
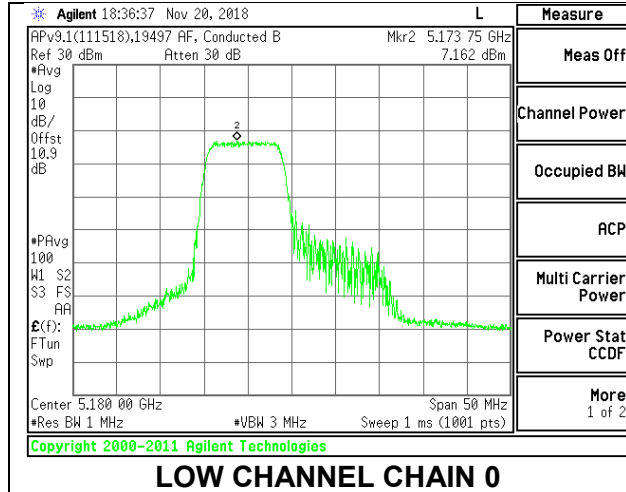
Output Power Results

Channel	Frequency (MHz)	Chain 0 Meas Power (dBm)	Chain 1 Meas Power (dBm)	Total Corr'd Power (dBm)	Power Limit (dBm)	Power Margin (dB)
Low	5180	15.43	13.38	17.54	24.00	-6.46
Mid	5200	15.23	13.72	17.55	24.00	-6.45
High	5240	14.98	14.47	17.74	24.00	-6.26

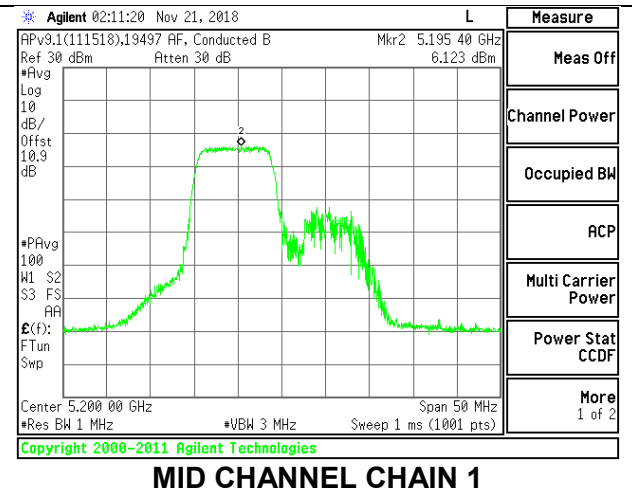
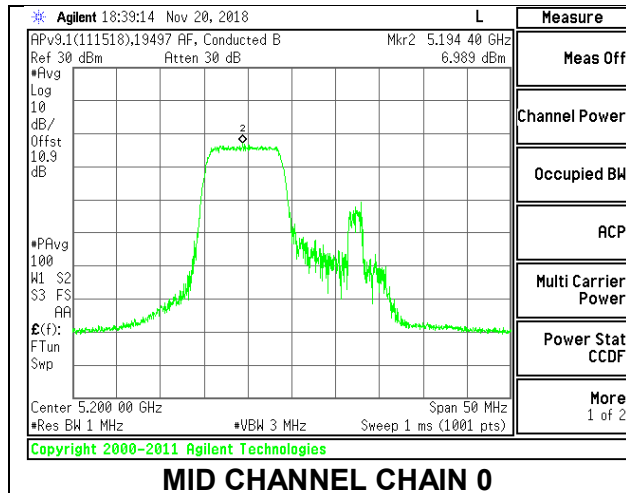
PSD Results

Channel	Frequency (MHz)	Chain 0 Meas PSD (dBm/1MHz)	Chain 1 Meas PSD (dBm/1MHz)	Total Corr'd PSD (dBm/1MHz)	PSD Limit (dBm/ 1MHz)	PSD Margin (dB)
Low	5180	7.162	6.587	10.22	11.00	-0.78
Mid	5200	6.989	6.123	9.92	11.00	-1.08
High	5240	6.859	6.701	10.12	11.00	-0.88

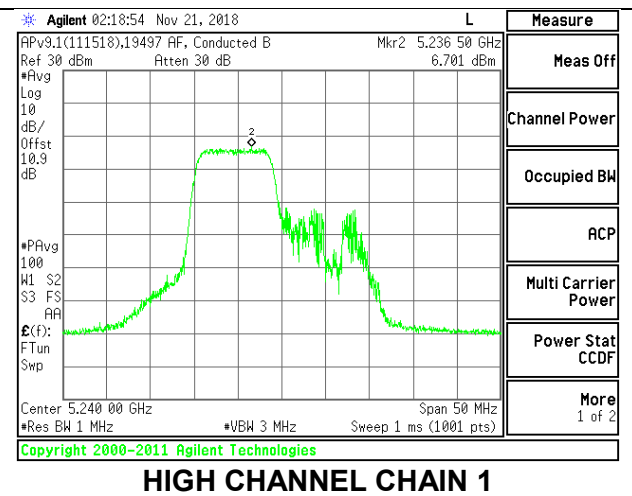
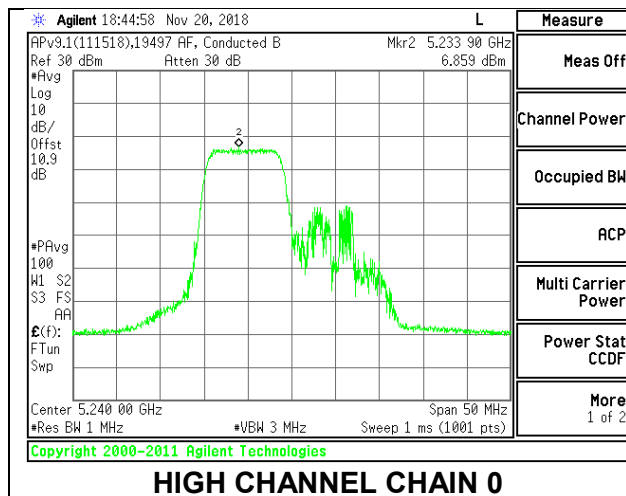
LOW CHANNEL



MID CHANNEL



HIGH CHANNEL



2TX Antenna 1 + Antenna 2 OFDMA MODE – 106-Tones, RU Index 54

Antenna Gain and Limits

Channel	Frequency (MHz)	Directional Gain for Power (dBi)	Directional Gain for PSD (dBi)	Power Limit (dBm)	PSD Limit (dBm/ 1MHz)
Low	5180	-5.26	-2.27	24.00	11.00
Mid	5200	-5.26	-2.27	24.00	11.00
High	5240	-5.26	-2.27	24.00	11.00

Duty Cycle CF (dB)	0.33	Included in Calculations of Corr'd PSD
---------------------------	------	---

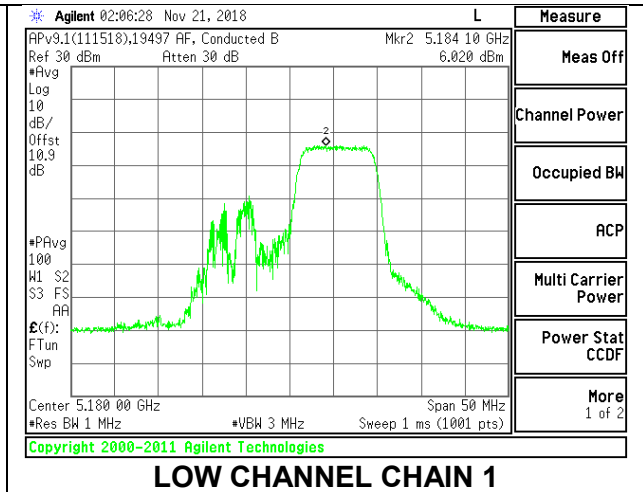
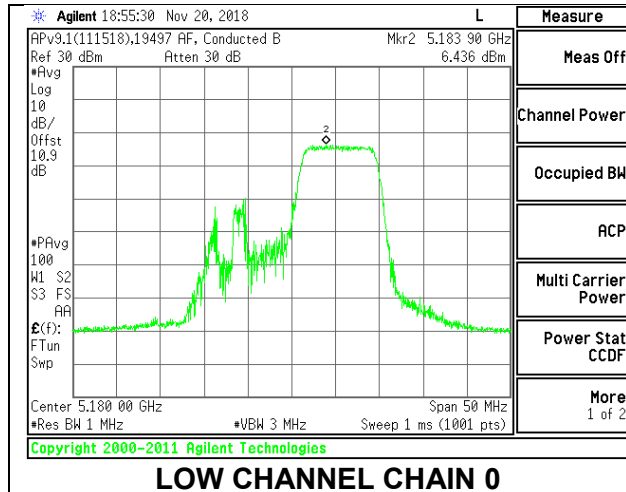
Output Power Results

Channel	Frequency (MHz)	Chain 0 Meas Power (dBm)	Chain 1 Meas Power (dBm)	Total Corr'd Power (dBm)	Power Limit (dBm)	Power Margin (dB)
Low	5180	15.35	13.43	17.51	24.00	-6.49
Mid	5200	15.05	13.86	17.51	24.00	-6.49
High	5240	14.92	14.36	17.66	24.00	-6.34

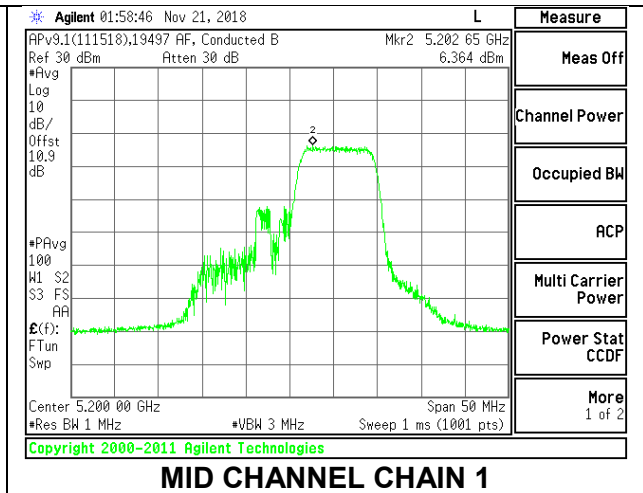
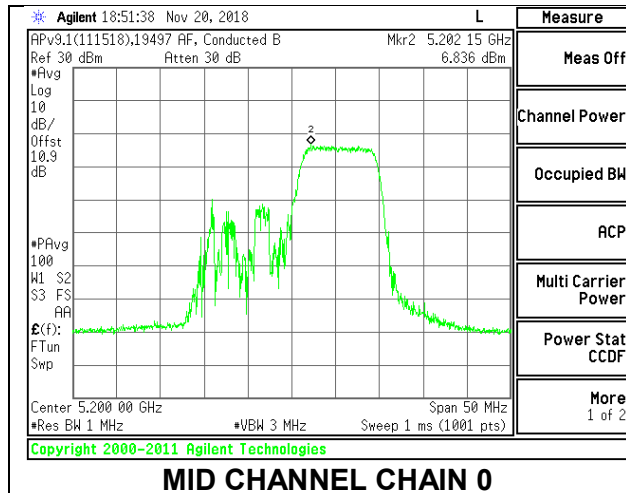
PSD Results

Channel	Frequency (MHz)	Chain 0 Meas PSD (dBm/1MHz)	Chain 1 Meas PSD (dBm/1MHz)	Total Corr'd PSD (dBm/1MHz)	PSD Limit (dBm/ 1MHz)	PSD Margin (dB)
Low	5180	6.436	6.020	9.57	11.00	-1.43
Mid	5200	6.836	6.364	9.95	11.00	-1.05
High	5240	6.470	6.703	9.76	11.00	-1.24

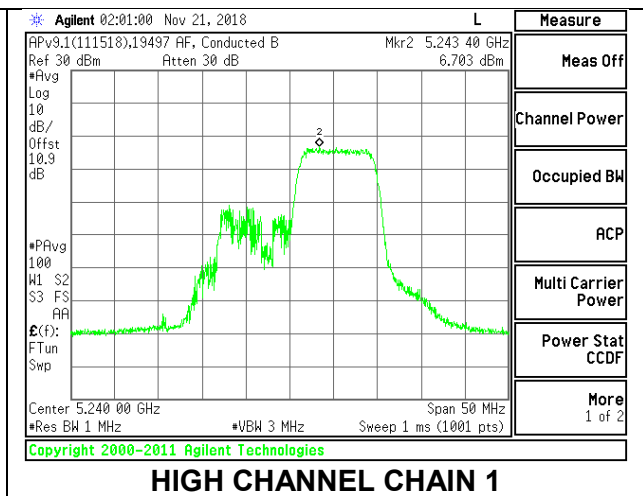
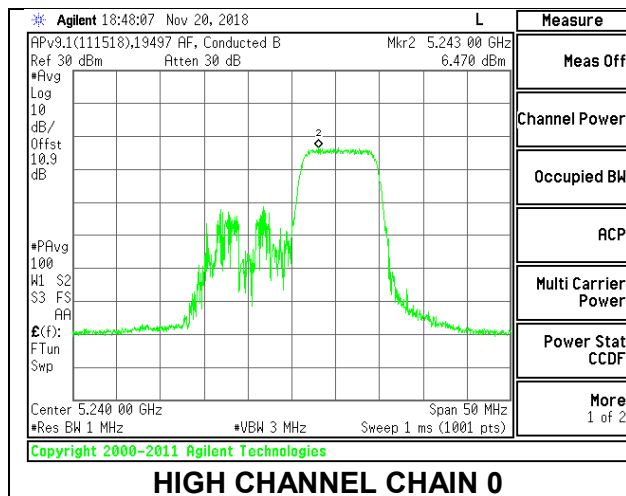
LOW CHANNEL



MID CHANNEL



HIGH CHANNEL



2TX Antenna 1 + Antenna 2 OFDMA MODE – 52-Tones, RU Index 37

Antenna Gain and Limits

Channel	Frequency (MHz)	Directional Gain for Power (dBi)	Directional Gain for PSD (dBi)	Power Limit (dBm)	PSD Limit (dBm/ 1MHz)
Low	5180	-5.26	-2.27	24.00	11.00
Mid	5200	-5.26	-2.27	24.00	11.00
High	5240	-5.26	-2.27	24.00	11.00

Duty Cycle CF (dB)	0.17	Included in Calculations of Corr'd PSD
---------------------------	------	---

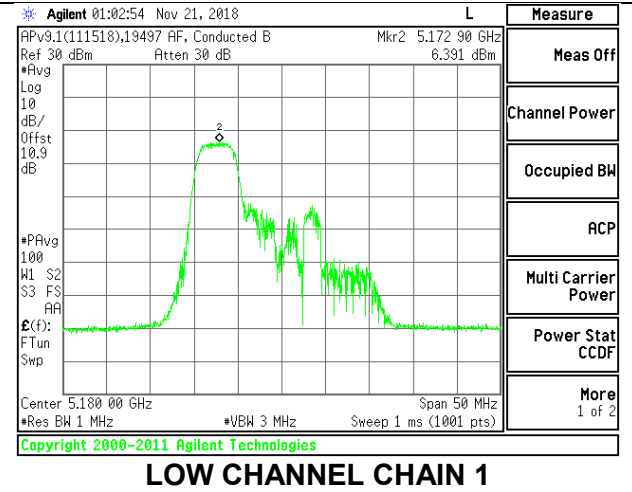
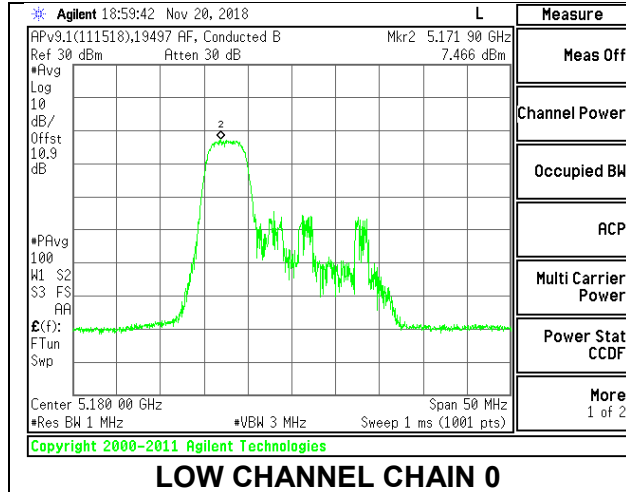
Output Power Results

Channel	Frequency (MHz)	Chain 0 Meas Power (dBm)	Chain 1 Meas Power (dBm)	Total Corr'd Power (dBm)	Power Limit (dBm)	Power Margin (dB)
Low	5180	13.49	12.83	16.18	24.00	-7.82
Mid	5200	13.19	13.26	16.24	24.00	-7.76
High	5240	12.63	13.12	15.89	24.00	-8.11

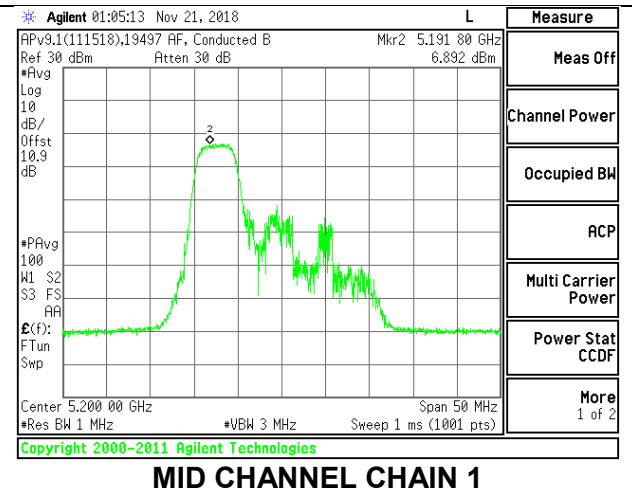
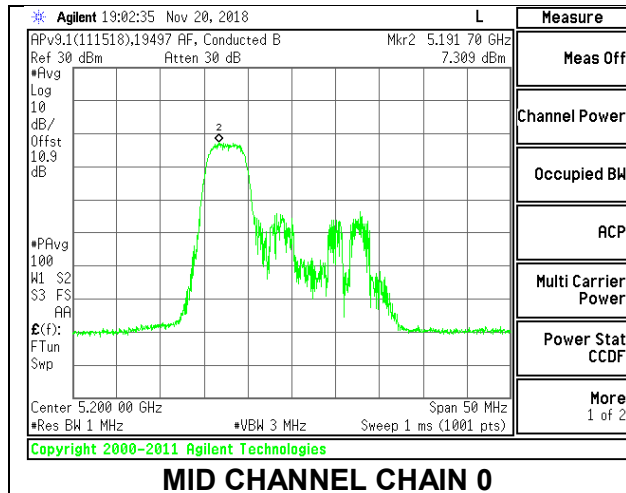
PSD Results

Channel	Frequency (MHz)	Chain 0 Meas PSD (dBm/1MHz)	Chain 1 Meas PSD (dBm/1MHz)	Total Corr'd PSD (dBm/1MHz)	PSD Limit (dBm/ 1MHz)	PSD Margin (dB)
Low	5180	7.466	6.391	10.14	11.00	-0.86
Mid	5200	7.309	6.892	10.29	11.00	-0.71
High	5240	7.489	7.069	10.46	11.00	-0.54

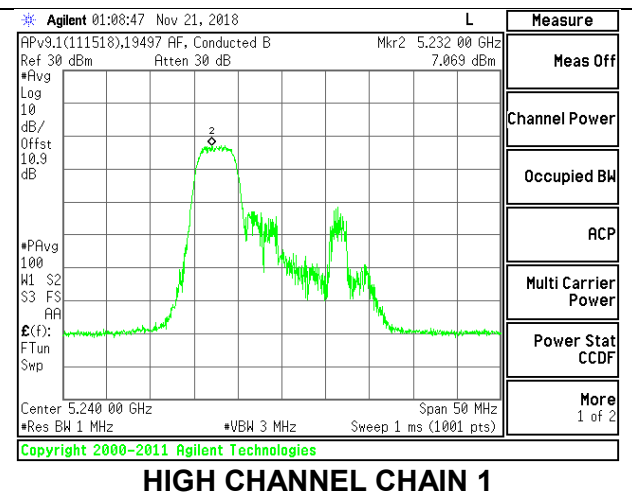
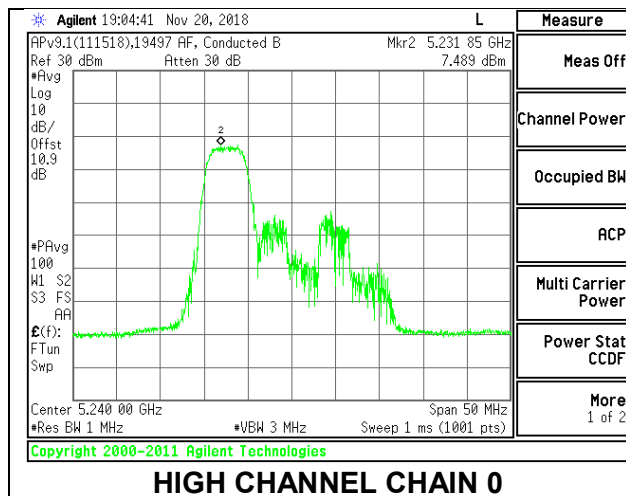
LOW CHANNEL



MID CHANNEL



HIGH CHANNEL



2TX Antenna 1 + Antenna 2 OFDMA MODE – 52-Tones, RU Index 38

Antenna Gain and Limits

Channel	Frequency (MHz)	Directional Gain for Power (dBi)	Directional Gain for PSD (dBi)	Power Limit (dBm)	PSD Limit (dBm/ 1MHz)
Low	5180	-5.26	-2.27	24.00	11.00
Mid	5200	-5.26	-2.27	24.00	11.00
High	5240	-5.26	-2.27	24.00	11.00

Duty Cycle CF (dB)	0.17	Included in Calculations of Corr'd PSD
---------------------------	------	---

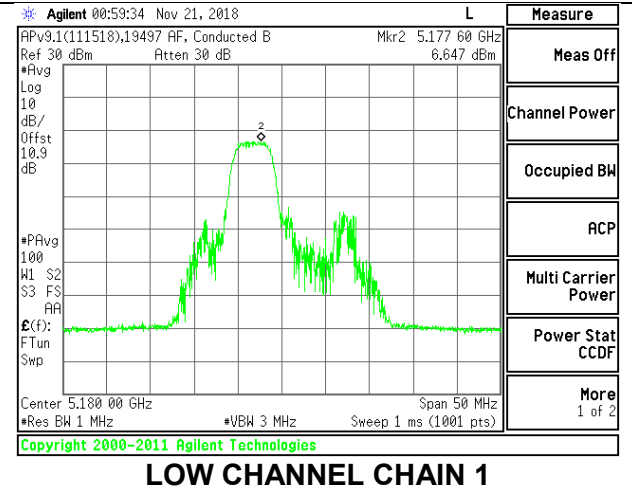
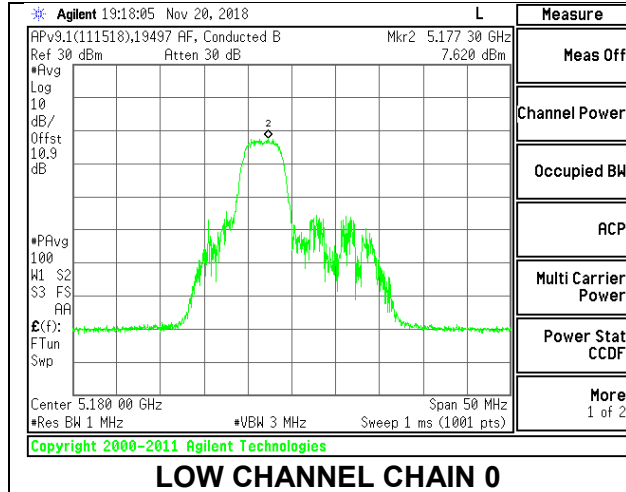
Output Power Results

Channel	Frequency (MHz)	Chain 0 Meas Power (dBm)	Chain 1 Meas Power (dBm)	Total Corr'd Power (dBm)	Power Limit (dBm)	Power Margin (dB)
Low	5180	13.49	12.96	16.24	24.00	-7.76
Mid	5200	13.17	13.39	16.29	24.00	-7.71
High	5240	12.92	13.47	16.21	24.00	-7.79

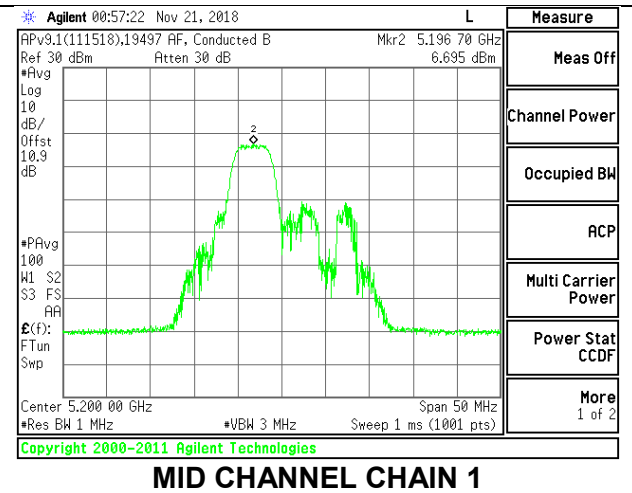
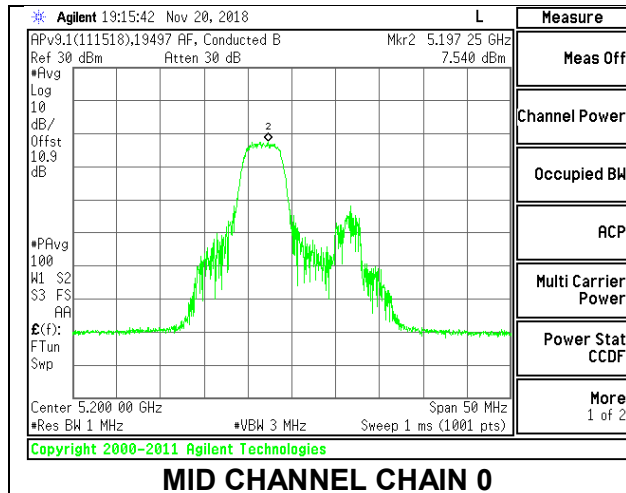
PSD Results

Channel	Frequency (MHz)	Chain 0 Meas PSD (dBm/1MHz)	Chain 1 Meas PSD (dBm/1MHz)	Total Corr'd PSD (dBm/1MHz)	PSD Limit (dBm/ 1MHz)	PSD Margin (dB)
Low	5180	7.620	6.647	10.34	11.00	-0.66
Mid	5200	7.540	6.695	10.32	11.00	-0.68
High	5240	7.369	7.148	10.44	11.00	-0.56

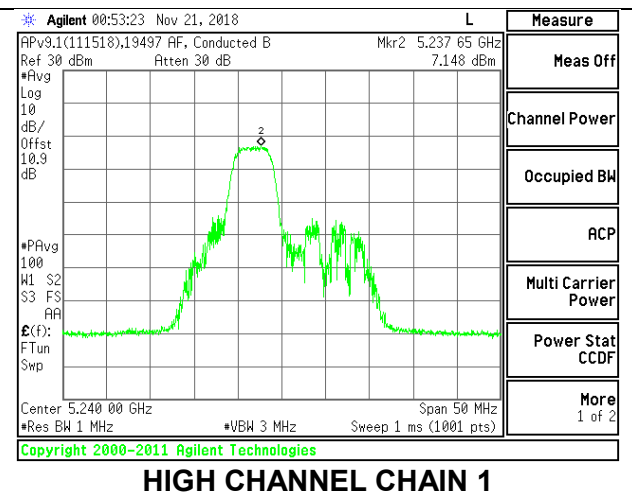
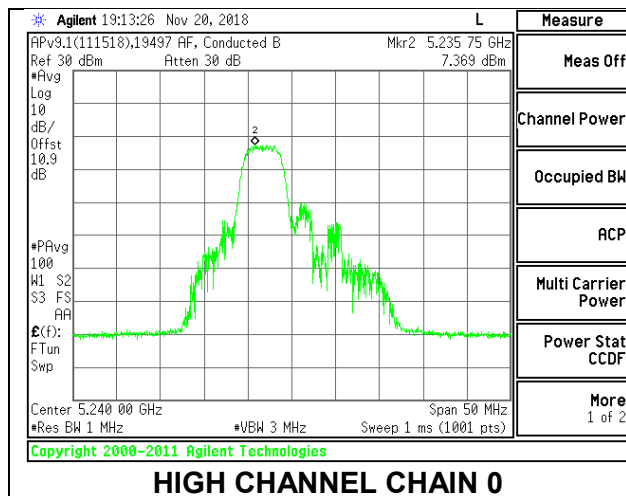
LOW CHANNEL



MID CHANNEL



HIGH CHANNEL



2TX Antenna 1 + Antenna 2 OFDMA MODE – 52-Tones, RU Index 40

Antenna Gain and Limits

Channel	Frequency (MHz)	Directional Gain for Power (dBi)	Directional Gain for PSD (dBi)	Power Limit (dBm)	PSD Limit (dBm/ 1MHz)
Low	5180	-5.26	-2.27	24.00	11.00
Mid	5200	-5.26	-2.27	24.00	11.00
High	5240	-5.26	-2.27	24.00	11.00

Duty Cycle CF (dB)	0.17	Included in Calculations of Corr'd PSD
---------------------------	------	---

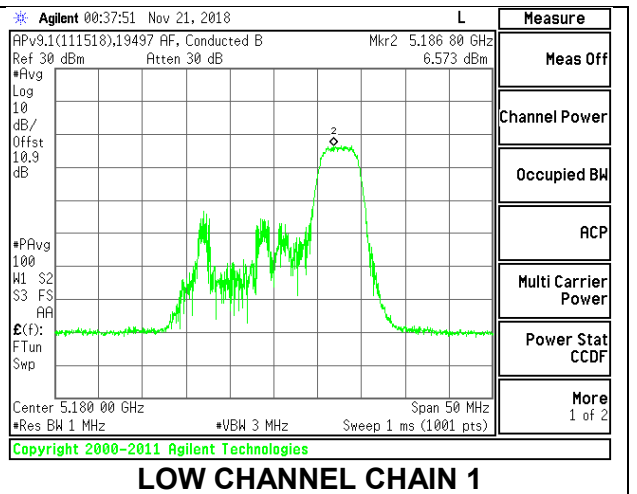
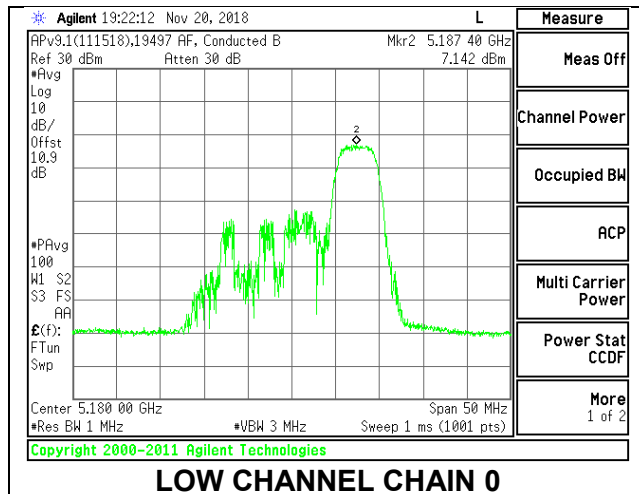
Output Power Results

Channel	Frequency (MHz)	Chain 0 Meas Power (dBm)	Chain 1 Meas Power (dBm)	Total Corr'd Power (dBm)	Power Limit (dBm)	Power Margin (dB)
Low	5180	13.11	12.98	16.06	24.00	-7.94
Mid	5200	12.86	13.42	16.16	24.00	-7.84
High	5240	12.70	13.26	16.00	24.00	-8.00

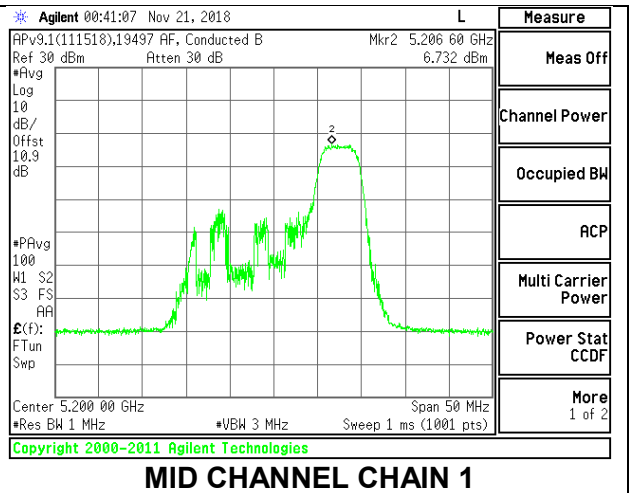
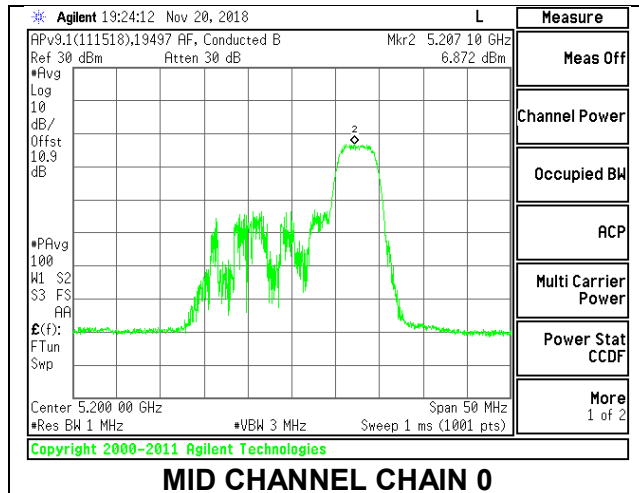
PSD Results

Channel	Frequency (MHz)	Chain 0 Meas PSD (dBm/1MHz)	Chain 1 Meas PSD (dBm/1MHz)	Total Corr'd PSD (dBm/1MHz)	PSD Limit (dBm/ 1MHz)	PSD Margin (dB)
Low	5180	7.142	6.573	10.05	11.00	-0.95
Mid	5200	6.872	6.732	9.98	11.00	-1.02
High	5240	7.041	7.403	10.41	11.00	-0.59

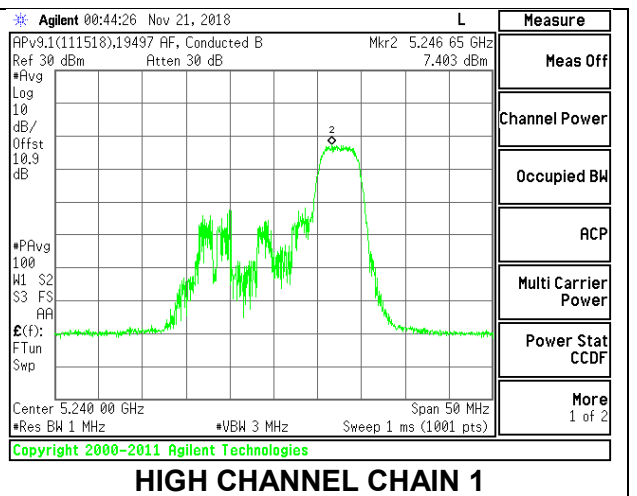
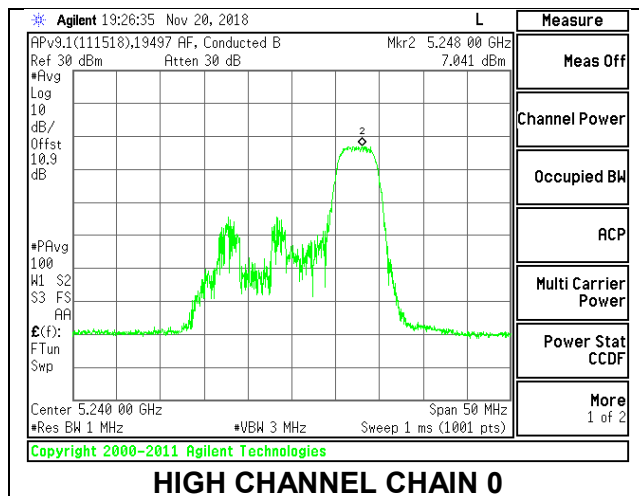
LOW CHANNEL



MID CHANNEL



HIGH CHANNEL



2TX Antenna 1 + Antenna 2 OFDMA MODE – 26-Tones, RU Index 0

Antenna Gain and Limits

Channel	Frequency (MHz)	Directional Gain for Power (dBi)	Directional Gain for PSD (dBi)	Power Limit (dBm)	PSD Limit (dBm/ 1MHz)
Low	5180	-5.26	-2.27	24.00	11.00
Mid	5200	-5.26	-2.27	24.00	11.00
High	5240	-5.26	-2.27	24.00	11.00

Duty Cycle CF (dB)	0.12	Included in Calculations of Corr'd PSD
---------------------------	------	---

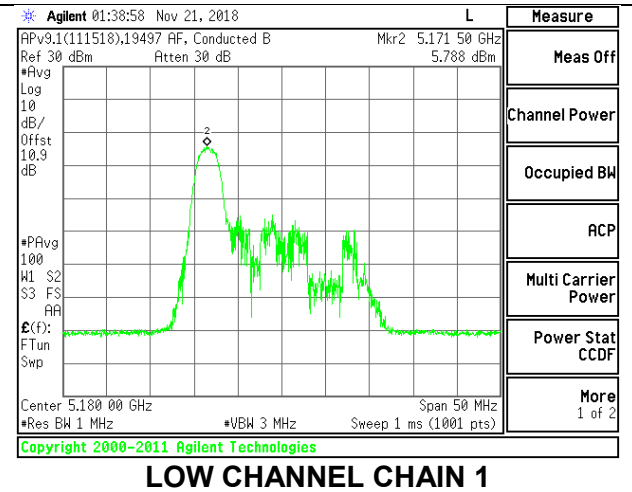
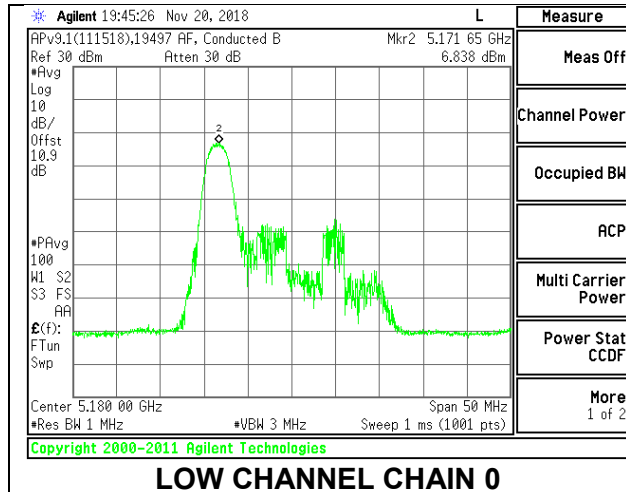
Output Power Results

Channel	Frequency (MHz)	Chain 0 Meas Power (dBm)	Chain 1 Meas Power (dBm)	Total Corr'd Power (dBm)	Power Limit (dBm)	Power Margin (dB)
Low	5180	10.80	10.46	13.64	24.00	-10.36
Mid	5200	10.61	10.83	13.73	24.00	-10.27
High	5240	10.11	10.30	13.22	24.00	-10.78

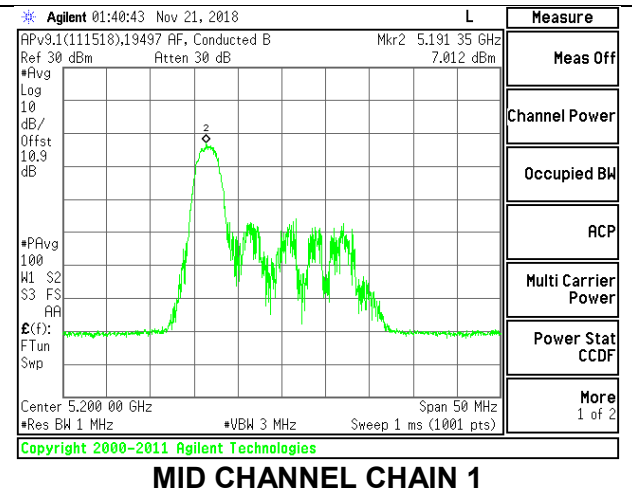
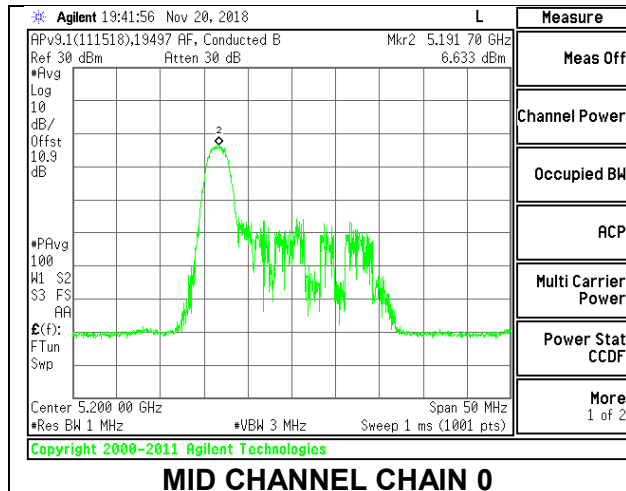
PSD Results

Channel	Frequency (MHz)	Chain 0 Meas PSD (dBm/1MHz)	Chain 1 Meas PSD (dBm/1MHz)	Total Corr'd PSD (dBm/1MHz)	PSD Limit (dBm/ 1MHz)	PSD Margin (dB)
Low	5180	6.838	5.788	9.47	11.00	-1.53
Mid	5200	6.633	7.012	9.96	11.00	-1.04
High	5240	7.532	5.178	9.64	11.00	-1.36

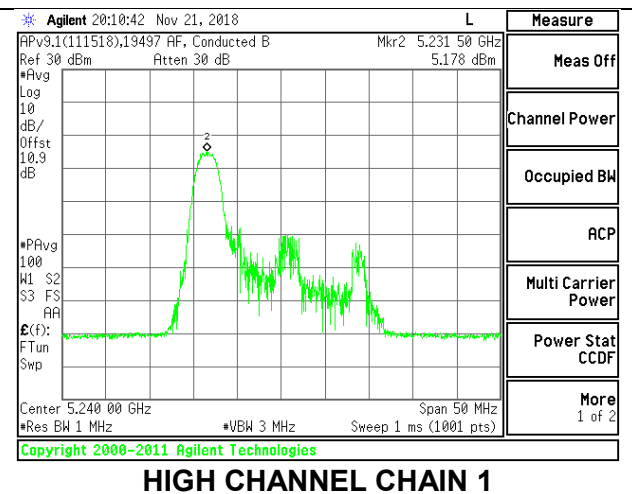
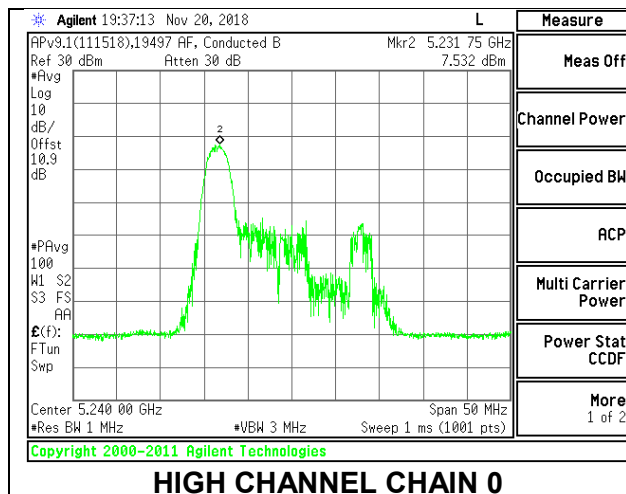
LOW CHANNEL



MID CHANNEL



HIGH CHANNEL



2TX Antenna 1 + Antenna 2 OFDMA MODE – 26-Tones, RU Index 4

Antenna Gain and Limits

Channel	Frequency (MHz)	Directional Gain for Power (dBi)	Directional Gain for PSD (dBi)	Power Limit (dBm)	PSD Limit (dBm/ 1MHz)
Low	5180	-5.26	-2.27	24.00	11.00
Mid	5200	-5.26	-2.27	24.00	11.00
High	5240	-5.26	-2.27	24.00	11.00

Duty Cycle CF (dB)	0.12	Included in Calculations of Corr'd PSD
---------------------------	------	---

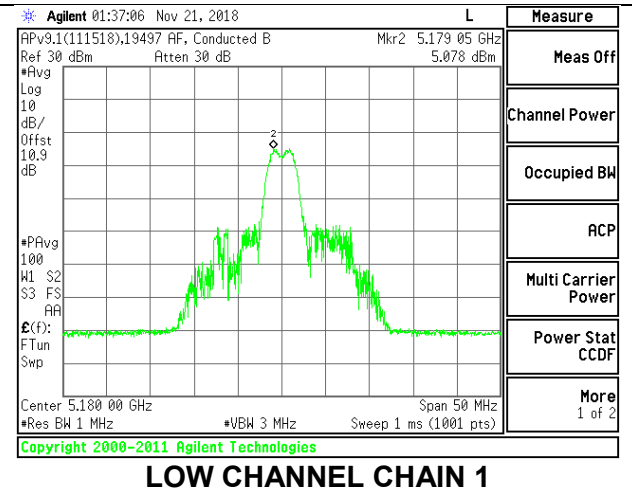
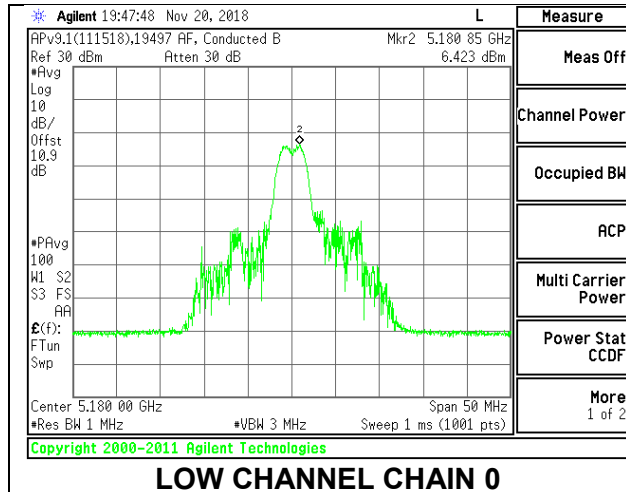
Output Power Results

Channel	Frequency (MHz)	Chain 0 Meas Power (dBm)	Chain 1 Meas Power (dBm)	Total Corr'd Power (dBm)	Power Limit (dBm)	Power Margin (dB)
Low	5180	11.28	10.82	14.07	24.00	-9.93
Mid	5200	10.64	11.45	14.07	24.00	-9.93
High	5240	10.58	11.23	13.93	24.00	-10.07

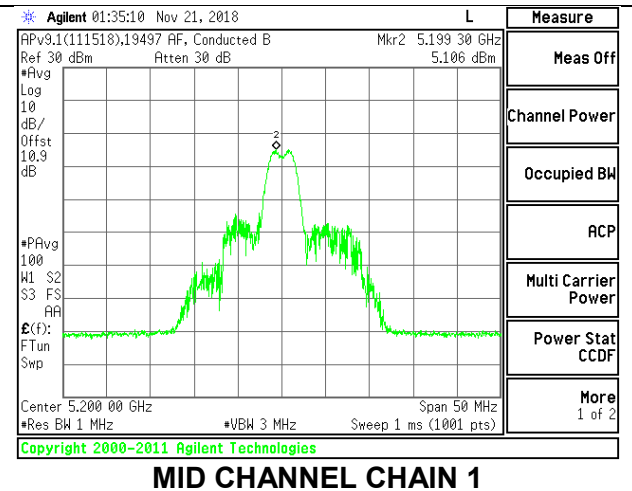
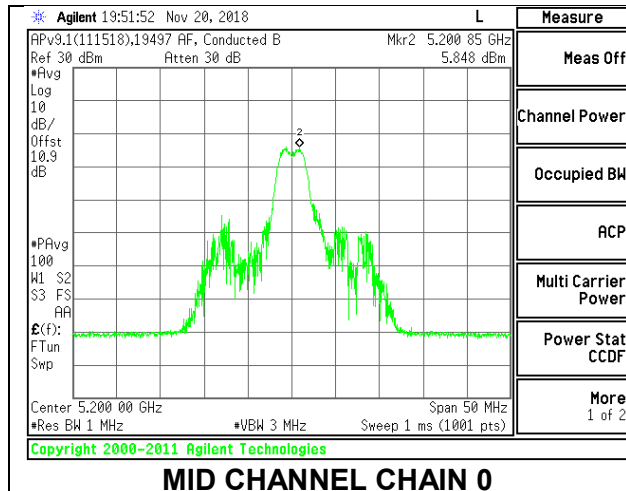
PSD Results

Channel	Frequency (MHz)	Chain 0 Meas PSD (dBm/1MHz)	Chain 1 Meas PSD (dBm/1MHz)	Total Corr'd PSD (dBm/1MHz)	PSD Limit (dBm/ 1MHz)	PSD Margin (dB)
Low	5180	6.423	5.078	8.93	11.00	-2.07
Mid	5200	5.848	5.106	8.62	11.00	-2.38
High	5240	6.794	5.310	9.25	11.00	-1.75

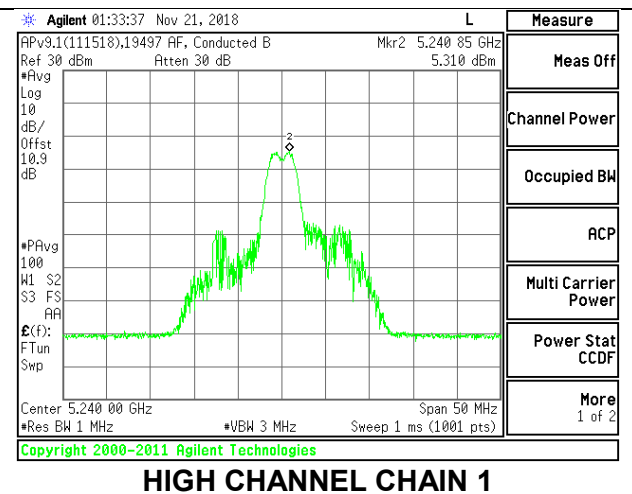
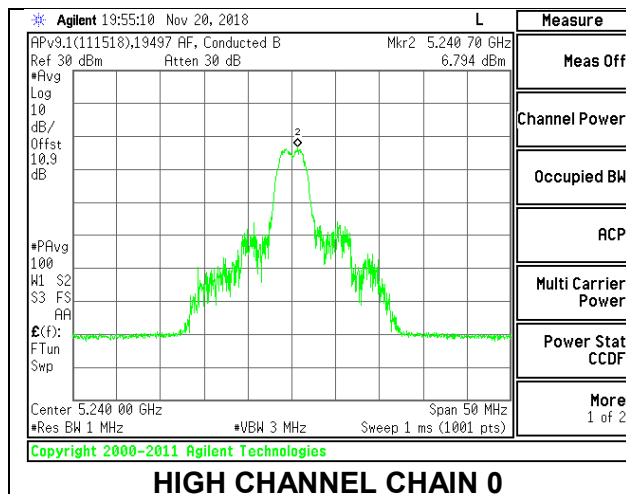
LOW CHANNEL



MID CHANNEL



HIGH CHANNEL



2TX Antenna 1 + Antenna 2 OFDMA MODE – 26-Tones, RU Index 8

Antenna Gain and Limits

Channel	Frequency (MHz)	Directional Gain for Power (dBi)	Directional Gain for PSD (dBi)	Power Limit (dBm)	PSD Limit (dBm/ 1MHz)
Low	5180	-5.26	-2.27	24.00	11.00
Mid	5200	-5.26	-2.27	24.00	11.00
High	5240	-5.26	-2.27	24.00	11.00

Duty Cycle CF (dB)	0.12	Included in Calculations of Corr'd PSD
---------------------------	------	---

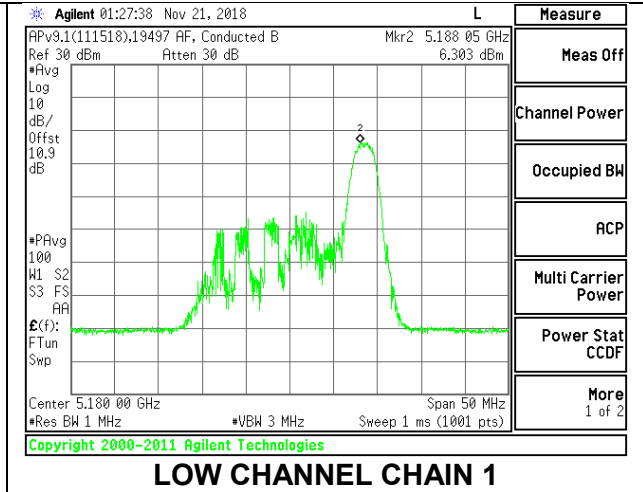
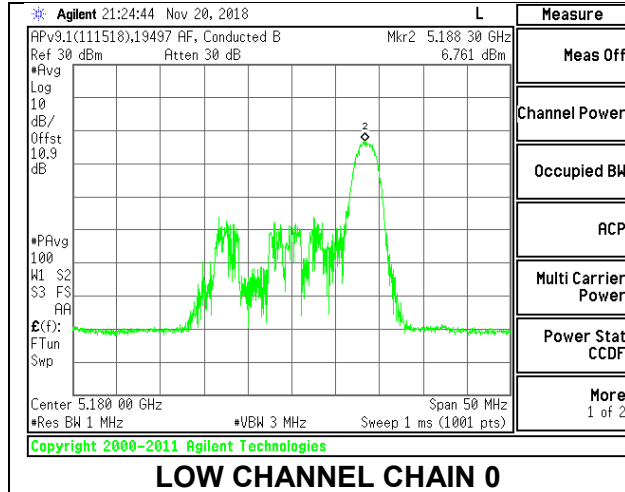
Output Power Results

Channel	Frequency (MHz)	Chain 0 Meas Power (dBm)	Chain 1 Meas Power (dBm)	Total Corr'd Power (dBm)	Power Limit (dBm)	Power Margin (dB)
Low	5180	10.43	10.60	13.53	24.00	-10.47
Mid	5200	10.24	11.13	13.72	24.00	-10.28
High	5240	10.33	10.88	13.62	24.00	-10.38

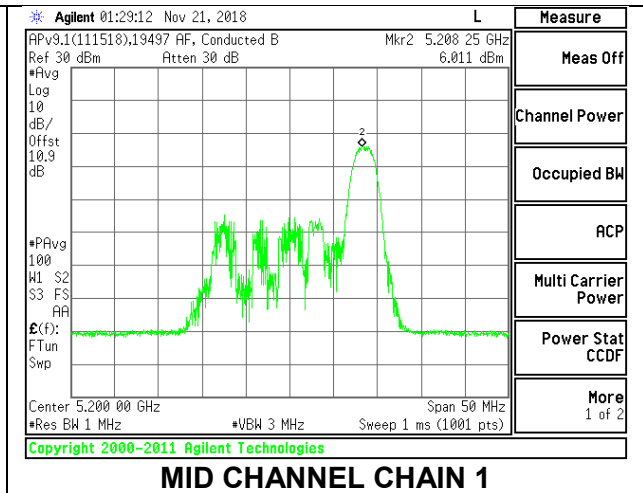
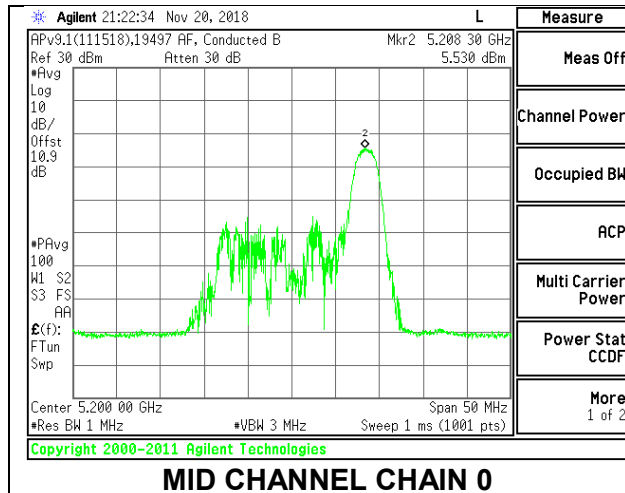
PSD Results

Channel	Frequency (MHz)	Chain 0 Meas PSD (dBm/1MHz)	Chain 1 Meas PSD (dBm/1MHz)	Total Corr'd PSD (dBm/1MHz)	PSD Limit (dBm/ 1MHz)	PSD Margin (dB)
Low	5180	6.761	6.303	9.67	11.00	-1.33
Mid	5200	5.530	6.011	8.91	11.00	-2.09
High	5240	5.811	6.699	9.41	11.00	-1.59

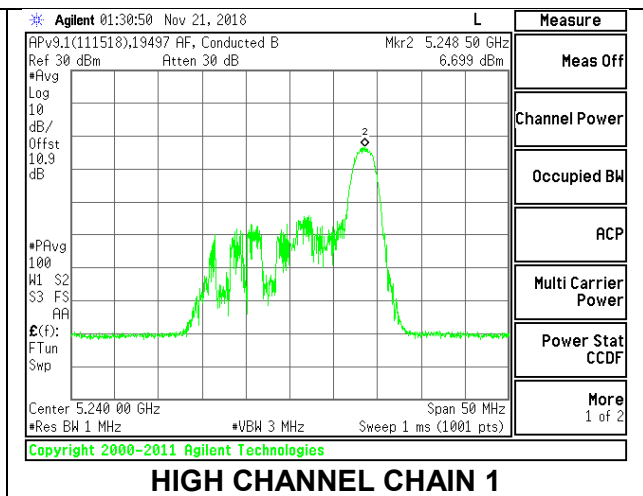
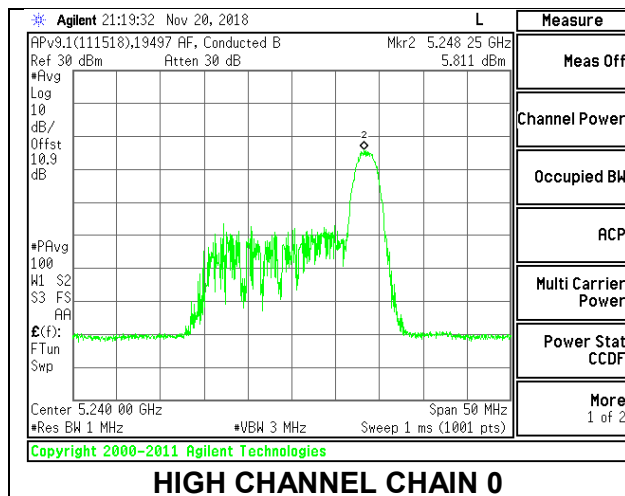
LOW CHANNEL



MID CHANNEL



HIGH CHANNEL



8.5.6. 802.11ax HE40 MODE IN THE 5.2 GHz BAND

1TX SISO MODE

Antenna Gain and Limits

Channel	Frequency (MHz)	Chain 0 Directional Gain for Power (dBi)	Chain 1 Directional Gain for Power (dBi)	Power Limit (dBm)
Low	5190	-4.70	-5.90	24.00
High	5230	-4.70	-5.90	24.00

Output Power Results

Channel	Frequency (MHz)	Tones	RU Index	Chain 0 Meas Power (dBm)	Chain 1 Meas Power (dBm)	Chain 0 Corr'd Power (dBm)	Chain 1 Corr'd Power (dBm)	Power Limit (dBm)	Power Margin (dB)		
Low	5190	SU	-	12.20	12.49	12.20	12.49	24.00	-11.51		
		484T	65	12.33	12.51	12.33	12.51	24.00	-11.49		
		242T	61	15.91	16.21	15.91	16.21	24.00	-7.79		
			62	16.18	16.20	16.18	16.20	24.00	-7.80		
		106T	53	16.12	15.75	16.12	15.75	24.00	-7.88		
			54	16.21	15.96	16.21	15.96	24.00	-7.79		
			56	15.24	15.87	15.24	15.87	24.00	-8.13		
		52T	37	12.27	11.75	12.27	11.75	24.00	-11.73		
			40	12.52	12.59	12.52	12.59	24.00	-11.41		
			44	11.67	12.16	11.67	12.16	24.00	-11.84		
		26T	0	9.79	9.84	9.79	9.84	24.00	-14.16		
			8	10.68	10.71	10.68	10.71	24.00	-13.29		
			17	9.44	10.21	9.44	10.21	24.00	-13.79		
		High	5230	SU	-	15.70	16.05	15.70	16.05	24.00	-7.95
				484T	65	16.11	16.25	16.11	16.25	24.00	-7.75
242T	61			16.01	16.33	16.01	16.33	24.00	-7.67		
	62			15.88	16.11	15.88	16.11	24.00	-7.89		
106T	53			15.37	15.30	15.37	15.30	24.00	-8.63		
	54			15.81	16.09	15.81	16.09	24.00	-7.91		
	56			15.45	15.34	15.45	15.34	24.00	-8.55		
52T	37			11.44	12.60	11.44	12.60	24.00	-11.40		
	40			12.20	12.39	12.20	12.39	24.00	-11.61		
	44			10.59	12.13	10.59	12.13	24.00	-11.87		
26T	0			9.37	10.40	9.37	10.40	24.00	-13.60		
	8			10.29	11.38	10.29	11.38	24.00	-12.62		
	17			9.54	10.51	9.54	10.51	24.00	-13.49		

2TX Antenna 1 + Antenna 2 SU MODE

Antenna Gain and Limits

Channel	Frequency (MHz)	Directional Gain for Power (dBi)	Directional Gain for PSD (dBi)	Power Limit (dBm)
Low	5190	-5.26	-2.27	24.00
High	5230	-5.26	-2.27	24.00

Output Power Results

Channel	Frequency (MHz)	Chain 0 Meas Power (dBm)	Chain 1 Meas Power (dBm)	Total Corr'd Power (dBm)	Power Limit (dBm)	Power Margin (dB)
Low	5190	12.43	12.81	15.63	24.00	-8.37
High	5230	15.93	16.22	19.09	24.00	-4.91

2TX Antenna 1 + Antenna 2 OFDMA MODE – 484-Tones, RU Index 65

Antenna Gain and Limits

Channel	Frequency (MHz)	Directional Gain for Power (dBi)	Directional Gain for PSD (dBi)	Power Limit (dBm)	PSD Limit (dBm/ 1MHz)
Low	5190	-5.26	-2.27	24.00	11.00
High	5230	-5.26	-2.27	24.00	11.00

Duty Cycle CF (dB)	1.13	Included in Calculations of Corr'd PSD
---------------------------	------	---

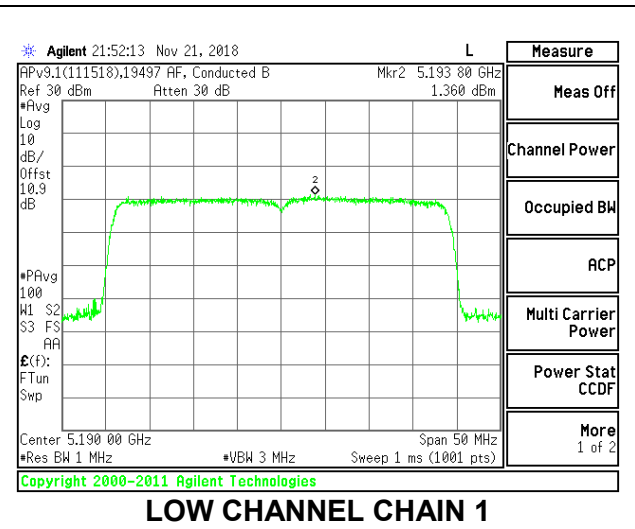
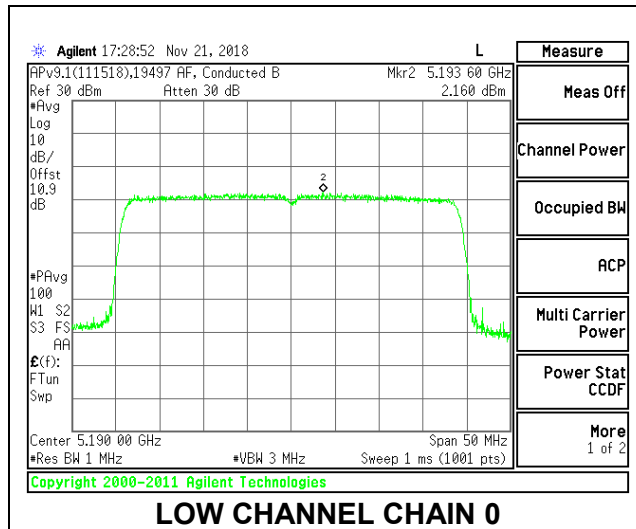
Output Power Results

Channel	Frequency (MHz)	Chain 0 Meas Power (dBm)	Chain 1 Meas Power (dBm)	Total Corr'd Power (dBm)	Power Limit (dBm)	Power Margin (dB)
Low	5190	12.51	12.86	15.70	24.00	-8.30
High	5230	16.15	16.47	19.32	24.00	-4.68

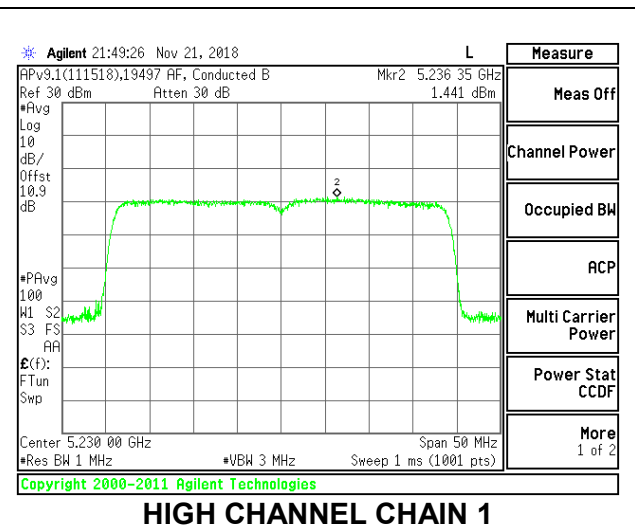
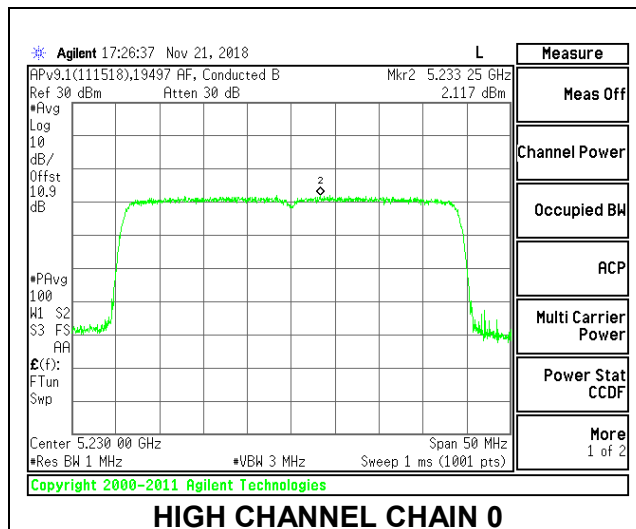
PSD Results

Channel	Frequency (MHz)	Chain 0 Meas PSD (dBm/ 1MHz)	Chain 1 Meas PSD (dBm/ 1MHz)	Total Corr'd PSD (dBm/ 1MHz)	PSD Limit (dBm/ 1MHz)	PSD Margin (dB)
Low	5190	2.160	1.360	5.92	11.00	-5.08
High	5230	2.117	1.441	5.93	11.00	-5.07

LOW CHANNEL



HIGH CHANNEL



2TX Antenna 1 + Antenna 2 OFDMA MODE – 242-Tones, RU Index 61

Antenna Gain and Limits

Channel	Frequency (MHz)	Directional Gain for Power (dBi)	Directional Gain for PSD (dBi)	Power Limit (dBm)	PSD Limit (dBm/ 1MHz)
Low	5190	-5.26	-2.27	24.00	11.00
High	5230	-5.26	-2.27	24.00	11.00

Duty Cycle CF (dB)	0.68	Included in Calculations of Corr'd PSD
---------------------------	------	---

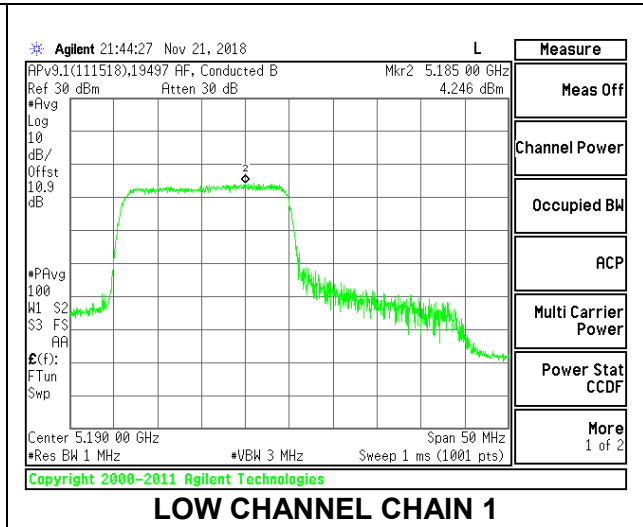
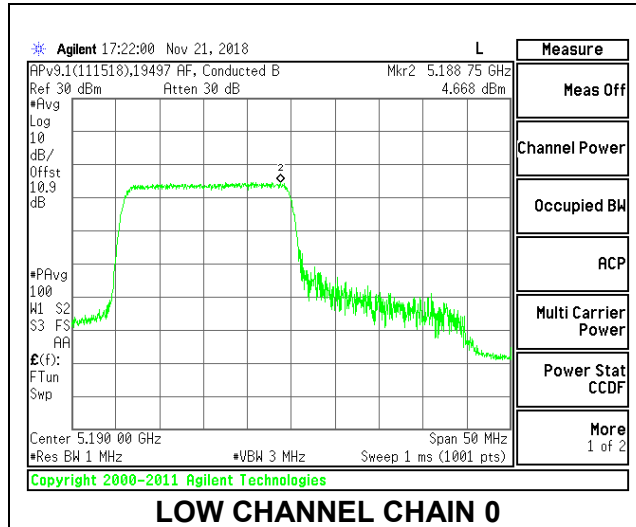
Output Power Results

Channel	Frequency (MHz)	Chain 0 Meas Power (dBm)	Chain 1 Meas Power (dBm)	Total Corr'd Power (dBm)	Power Limit (dBm)	Power Margin (dB)
Low	5190	15.97	16.22	19.11	24.00	-4.89
High	5230	16.04	16.36	19.21	24.00	-4.79

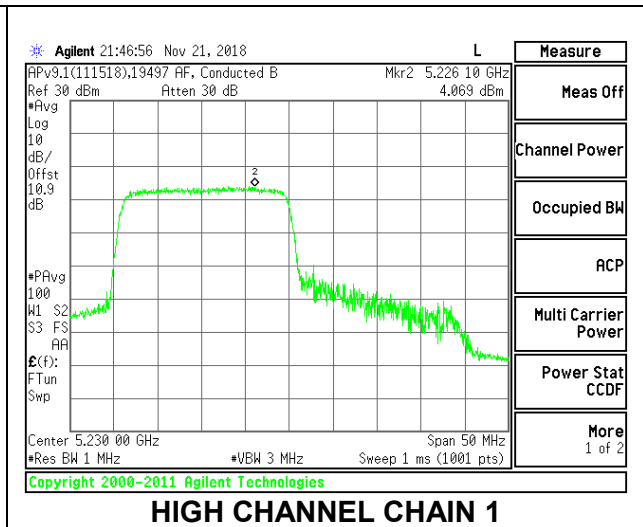
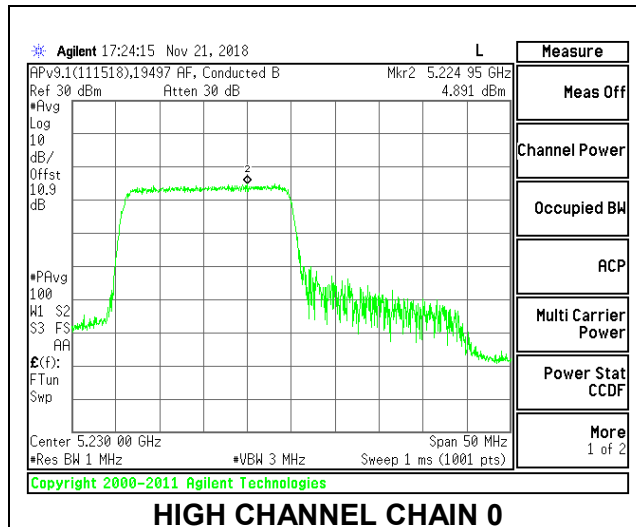
PSD Results

Channel	Frequency (MHz)	Chain 0 Meas PSD (dBm/ 1MHz)	Chain 1 Meas PSD (dBm/ 1MHz)	Total Corr'd PSD (dBm/ 1MHz)	PSD Limit (dBm/ 1MHz)	PSD Margin (dB)
Low	5190	4.668	4.246	8.15	11.00	-2.85
High	5230	4.891	4.069	8.19	11.00	-2.81

LOW CHANNEL



HIGH CHANNEL



2TX Antenna 1 + Antenna 2 OFDMA MODE – 242-Tones, RU Index 62

Antenna Gain and Limits

Channel	Frequency (MHz)	Directional Gain for Power (dBi)	Directional Gain for PSD (dBi)	Power Limit (dBm)	PSD Limit (dBm/ 1MHz)
Low	5190	-5.26	-2.27	24.00	11.00
High	5230	-5.26	-2.27	24.00	11.00

Duty Cycle CF (dB)	0.68	Included in Calculations of Corr'd PSD
---------------------------	------	---

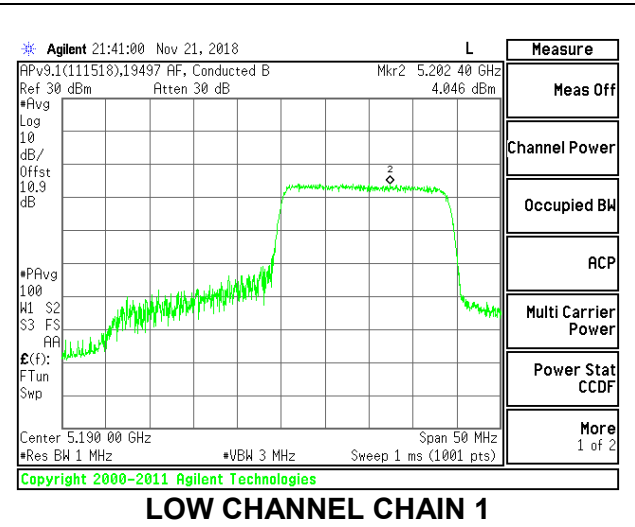
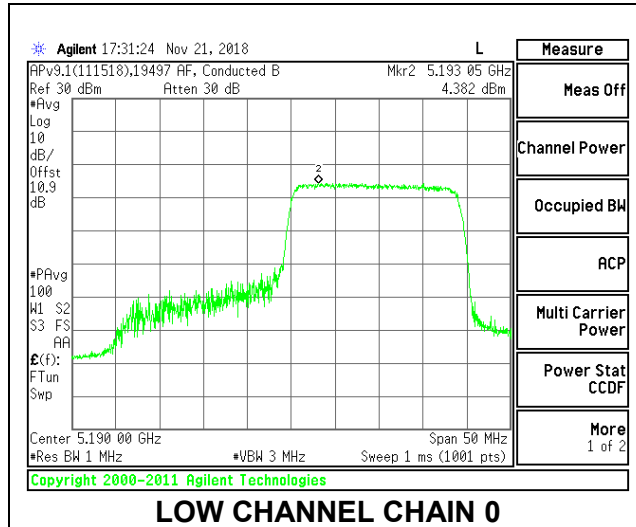
Output Power Results

Channel	Frequency (MHz)	Chain 0 Meas Power (dBm)	Chain 1 Meas Power (dBm)	Total Corr'd Power (dBm)	Power Limit (dBm)	Power Margin (dB)
Low	5190	16.25	16.25	19.26	24.00	-4.74
High	5230	16.00	16.18	19.10	24.00	-4.90

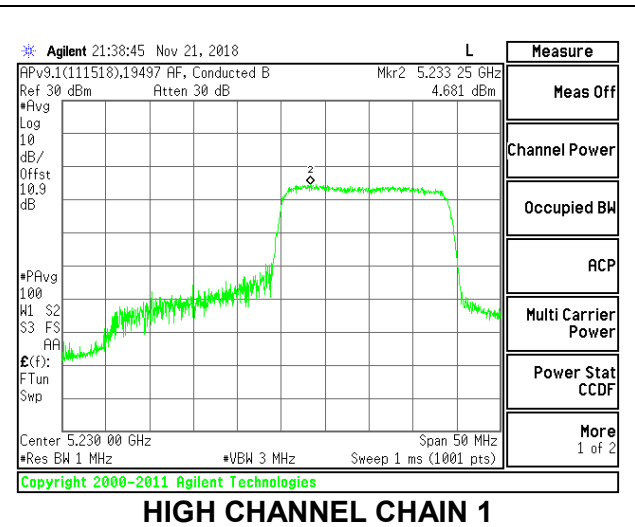
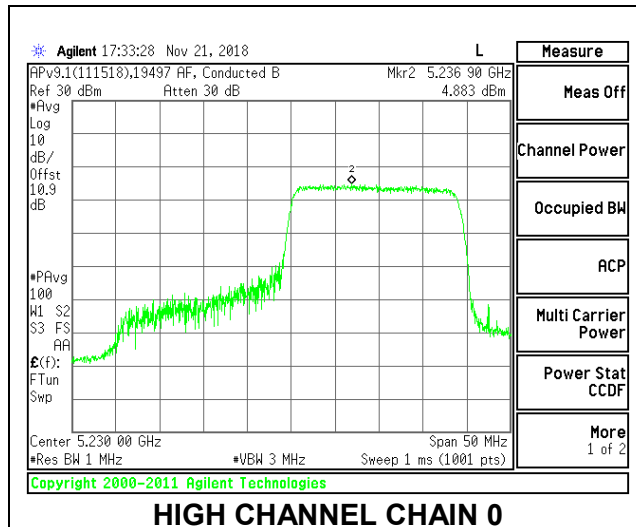
PSD Results

Channel	Frequency (MHz)	Chain 0 Meas PSD (dBm/ 1MHz)	Chain 1 Meas PSD (dBm/ 1MHz)	Total Corr'd PSD (dBm/ 1MHz)	PSD Limit (dBm/ 1MHz)	PSD Margin (dB)
Low	5190	4.382	4.046	7.91	11.00	-3.09
High	5230	4.883	4.681	8.47	11.00	-2.53

LOW CHANNEL



HIGH CHANNEL



2TX Antenna 1 + Antenna 2 OFDMA MODE – 106-Tones, RU Index 53

Antenna Gain and Limits

Channel	Frequency (MHz)	Directional Gain for Power (dBi)	Directional Gain for PSD (dBi)	Power Limit (dBm)	PSD Limit (dBm/ 1MHz)
Low	5190	-5.26	-2.27	24.00	11.00
High	5230	-5.26	-2.27	24.00	11.00

Duty Cycle CF (dB)	0.49	Included in Calculations of Corr'd PSD
---------------------------	------	---

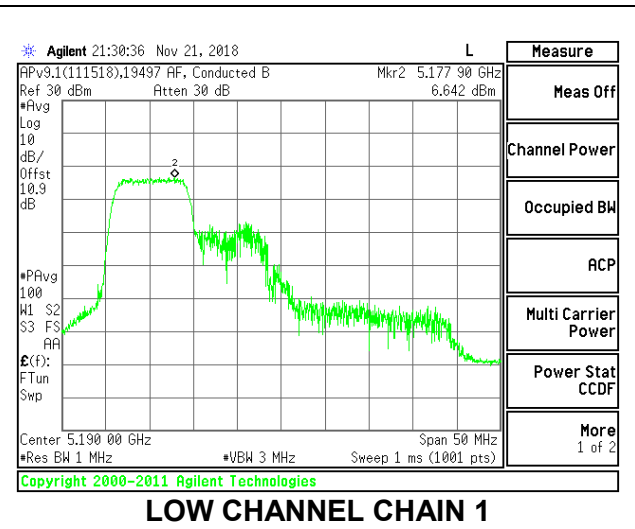
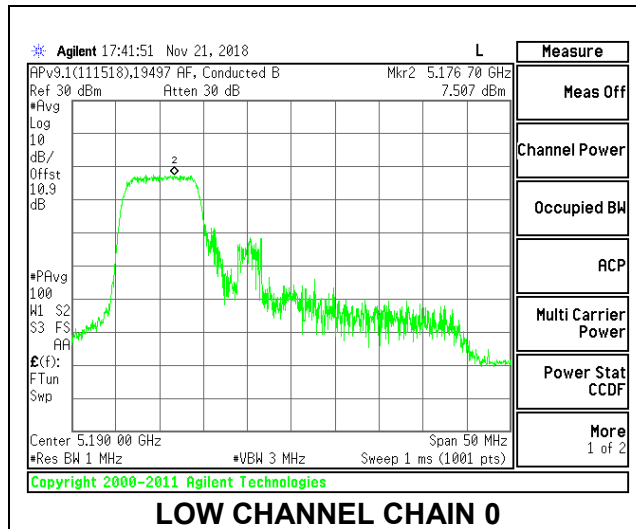
Output Power Results

Channel	Frequency (MHz)	Chain 0 Meas Power (dBm)	Chain 1 Meas Power (dBm)	Total Corr'd Power (dBm)	Power Limit (dBm)	Power Margin (dB)
Low	5190	16.19	15.79	19.00	24.00	-5.00
High	5230	15.42	15.37	18.41	24.00	-5.59

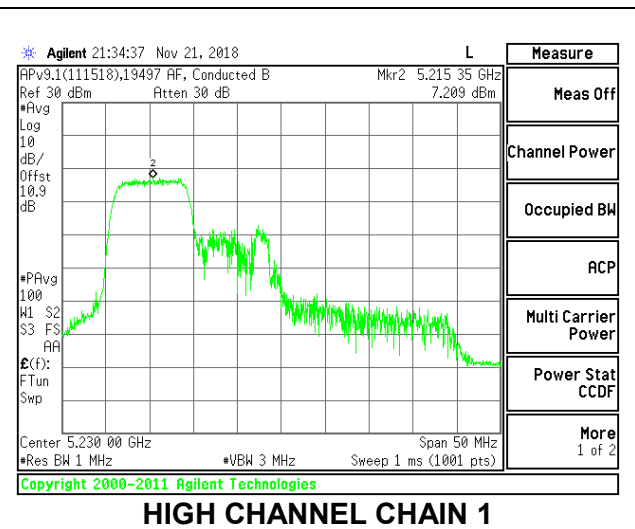
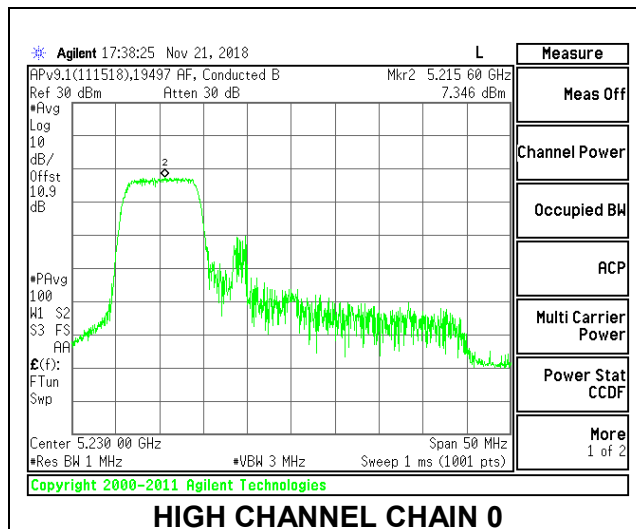
PSD Results

Channel	Frequency (MHz)	Chain 0 Meas PSD (dBm/ 1MHz)	Chain 1 Meas PSD (dBm/ 1MHz)	Total Corr'd PSD (dBm/ 1MHz)	PSD Limit (dBm/ 1MHz)	PSD Margin (dB)
Low	5190	7.507	6.642	10.60	11.00	-0.40
High	5230	7.346	7.209	10.78	11.00	-0.22

LOW CHANNEL



HIGH CHANNEL



2TX Antenna 1 + Antenna 2 OFDMA MODE – 106-Tones, RU Index 54

Antenna Gain and Limits

Channel	Frequency (MHz)	Directional Gain for Power (dBi)	Directional Gain for PSD (dBi)	Power Limit (dBm)	PSD Limit (dBm/ 1MHz)
Low	5190	-5.26	-2.27	24.00	11.00
High	5230	-5.26	-2.27	24.00	11.00

Duty Cycle CF (dB)	0.49	Included in Calculations of Corr'd PSD
---------------------------	------	---

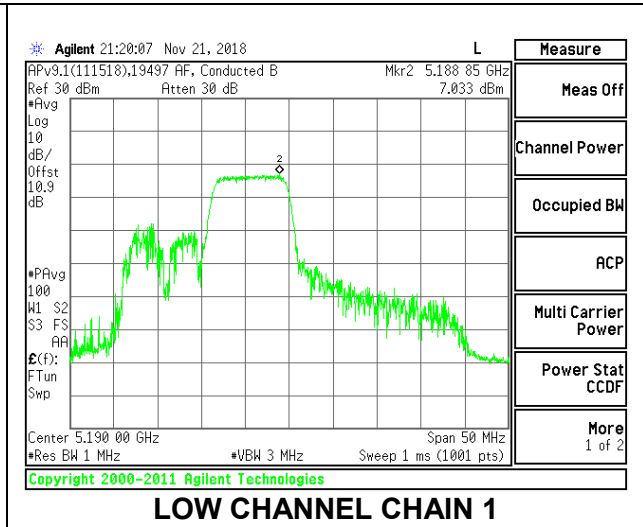
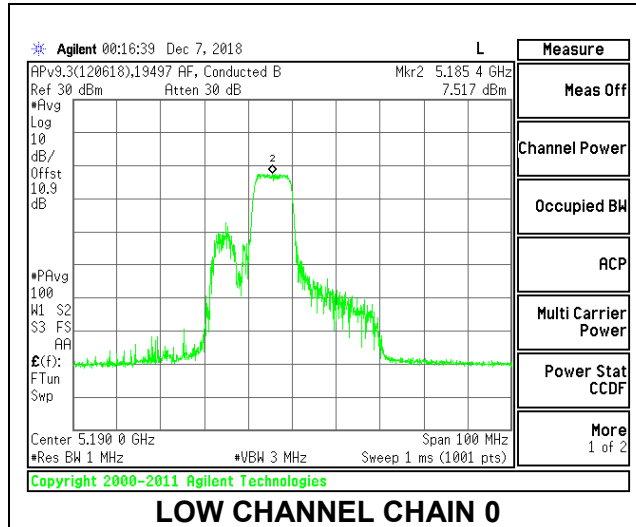
Output Power Results

Channel	Frequency (MHz)	Chain 0 Meas Power (dBm)	Chain 1 Meas Power (dBm)	Total Corr'd Power (dBm)	Power Limit (dBm)	Power Margin (dB)
Low	5190	16.27	15.97	19.13	24.00	-4.87
High	5230	15.86	16.15	19.02	24.00	-4.98

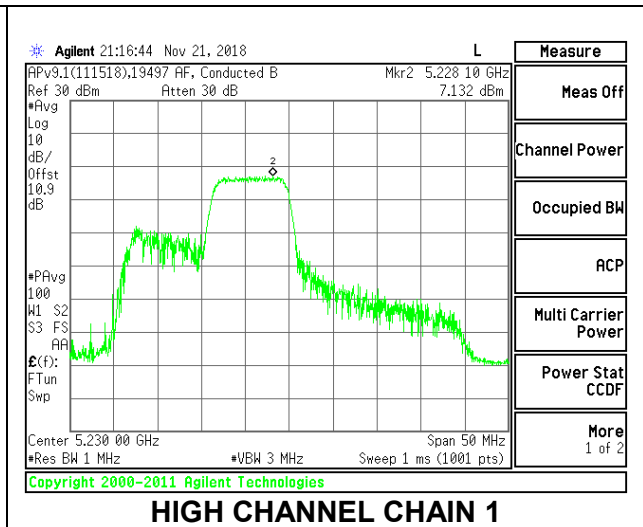
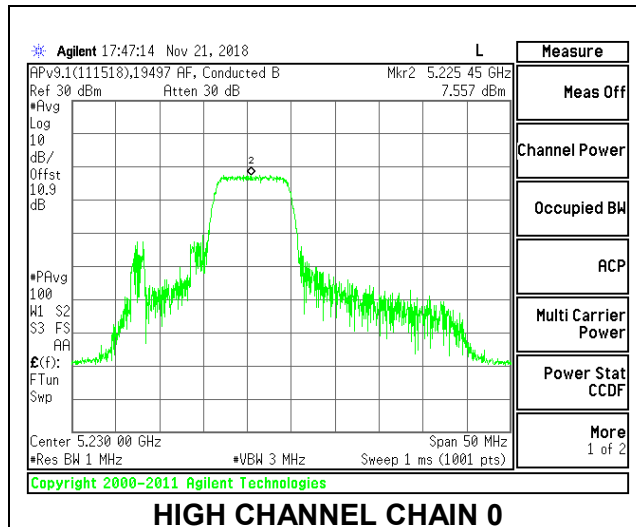
PSD Results

Channel	Frequency (MHz)	Chain 0 Meas PSD (dBm/ 1MHz)	Chain 1 Meas PSD (dBm/ 1MHz)	Total Corr'd PSD (dBm/ 1MHz)	PSD Limit (dBm/ 1MHz)	PSD Margin (dB)
Low	5190	7.517	7.033	10.78	11.00	-0.22
High	5230	7.557	7.132	10.85	11.00	-0.15

LOW CHANNEL



HIGH CHANNEL



2TX Antenna 1 + Antenna 2 OFDMA MODE – 106-Tones, RU Index 56

Antenna Gain and Limits

Channel	Frequency (MHz)	Directional Gain for Power (dBi)	Directional Gain for PSD (dBi)	Power Limit (dBm)	PSD Limit (dBm/ 1MHz)
Low	5190	-5.26	-2.27	24.00	11.00
High	5230	-5.26	-2.27	24.00	11.00

Duty Cycle CF (dB)	0.49	Included in Calculations of Corr'd PSD
---------------------------	------	---

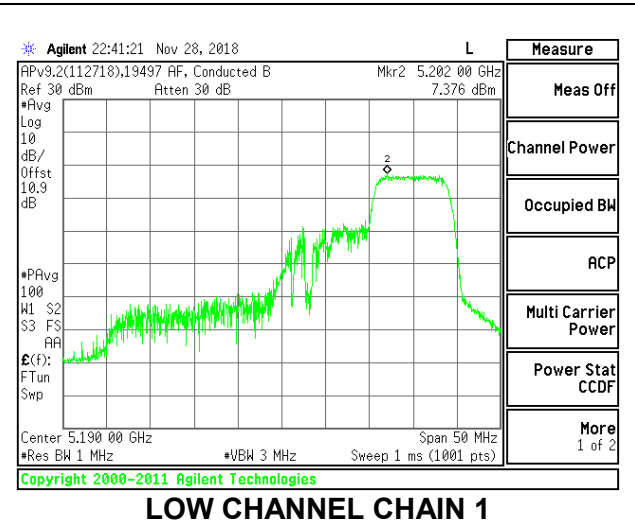
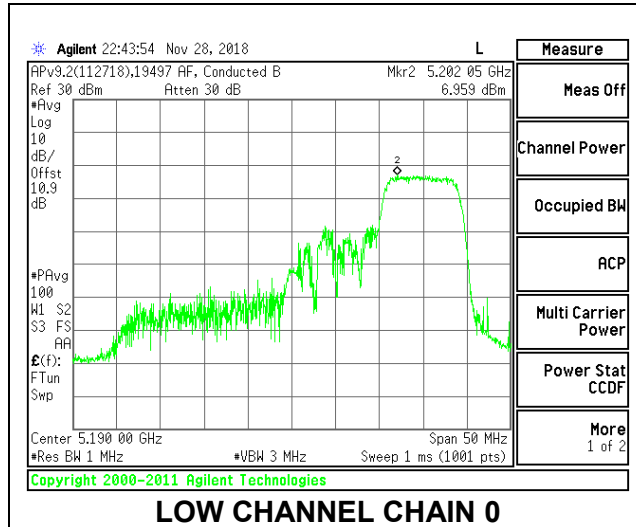
Output Power Results

Channel	Frequency (MHz)	Chain 0 Meas Power (dBm)	Chain 1 Meas Power (dBm)	Total Corr'd Power (dBm)	Power Limit (dBm)	Power Margin (dB)
Low	5190	15.54	16.35	18.97	24.00	-5.03
High	5230	15.49	15.39	18.45	24.00	-5.55

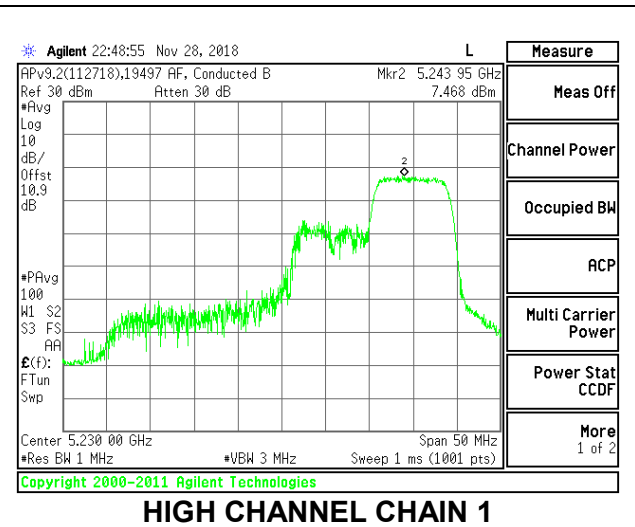
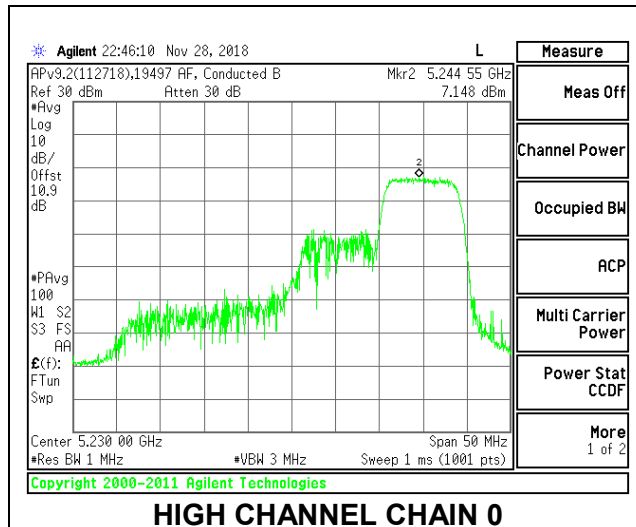
PSD Results

Channel	Frequency (MHz)	Chain 0 Meas PSD (dBm/ 1MHz)	Chain 1 Meas PSD (dBm/ 1MHz)	Total Corr'd PSD (dBm/ 1MHz)	PSD Limit (dBm/ 1MHz)	PSD Margin (dB)
Low	5190	6.959	7.376	10.67	11.00	-0.33
High	5230	7.148	7.468	10.81	11.00	-0.19

LOW CHANNEL



HIGH CHANNEL



2TX Antenna 1 + Antenna 2 OFDMA MODE – 52-Tones, RU Index 37

Antenna Gain and Limits

Channel	Frequency (MHz)	Directional Gain for Power (dBi)	Directional Gain for PSD (dBi)	Power Limit (dBm)	PSD Limit (dBm/ 1MHz)
Low	5190	-5.26	-2.27	24.00	11.00
High	5230	-5.26	-2.27	24.00	11.00

Duty Cycle CF (dB)	0.21	Included in Calculations of Corr'd PSD
---------------------------	------	--

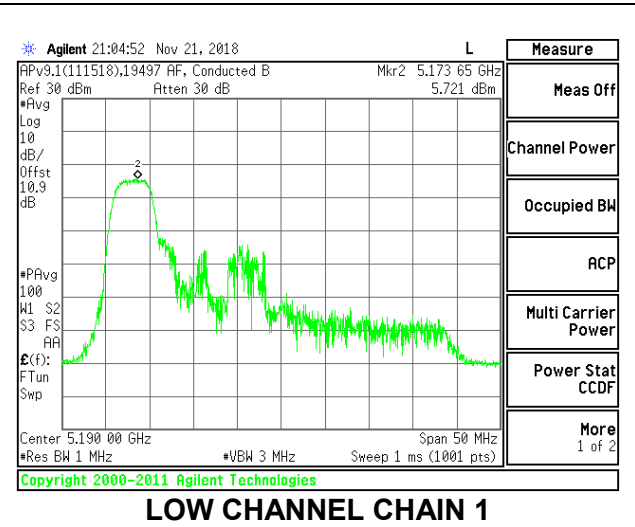
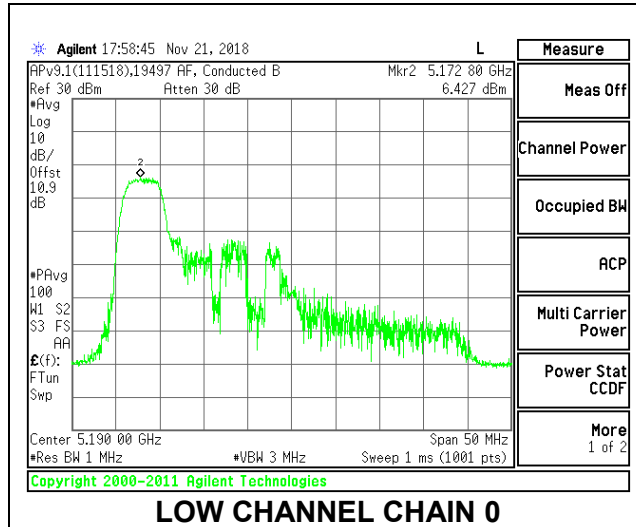
Output Power Results

Channel	Frequency (MHz)	Chain 0 Meas Power (dBm)	Chain 1 Meas Power (dBm)	Total Corr'd Power (dBm)	Power Limit (dBm)	Power Margin (dB)
Low	5190	12.36	11.89	15.14	24.00	-8.86
High	5230	11.52	12.76	15.19	24.00	-8.81

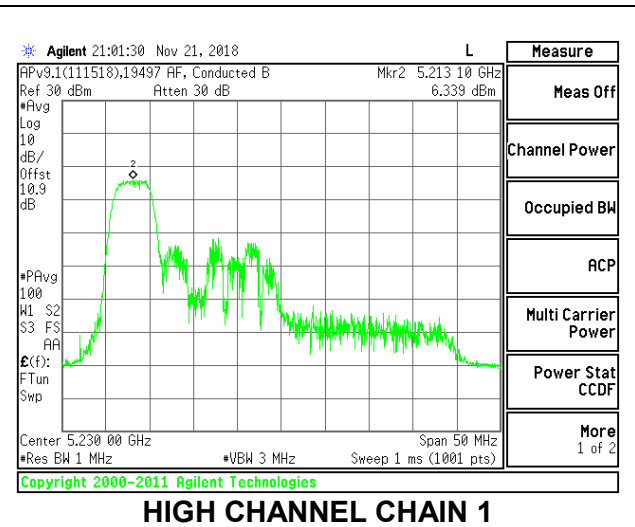
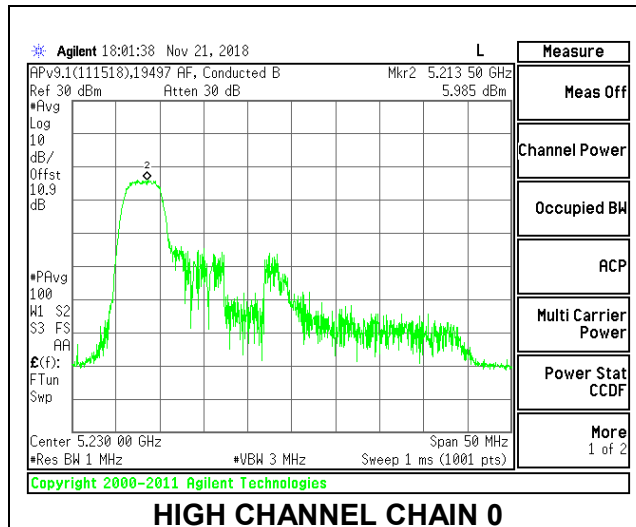
PSD Results

Channel	Frequency (MHz)	Chain 0 Meas PSD (dBm/ 1MHz)	Chain 1 Meas PSD (dBm/ 1MHz)	Total Corr'd PSD (dBm/ 1MHz)	PSD Limit (dBm/ 1MHz)	PSD Margin (dB)
Low	5190	6.427	5.721	9.31	11.00	-1.69
High	5230	5.985	6.339	9.39	11.00	-1.61

LOW CHANNEL



HIGH CHANNEL



2TX Antenna 1 + Antenna 2 OFDMA MODE – 52-Tones, RU Index 40

Antenna Gain and Limits

Channel	Frequency (MHz)	Directional Gain for Power (dBi)	Directional Gain for PSD (dBi)	Power Limit (dBm)	PSD Limit (dBm/ 1MHz)
Low	5190	-5.26	-2.27	24.00	11.00
High	5230	-5.26	-2.27	24.00	11.00

Duty Cycle CF (dB)	0.21	Included in Calculations of Corr'd PSD
---------------------------	------	--

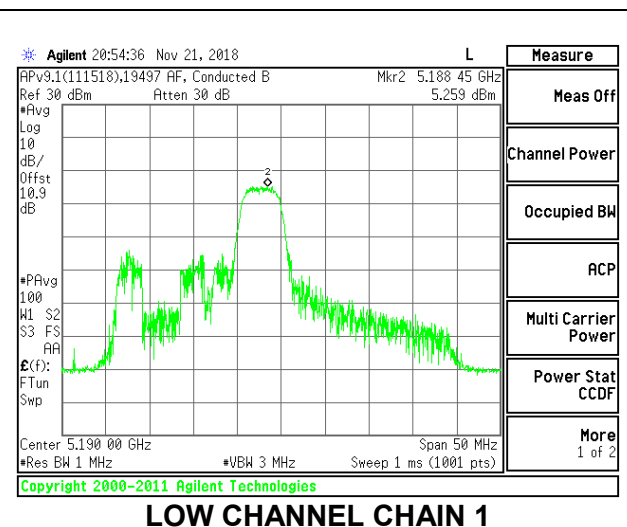
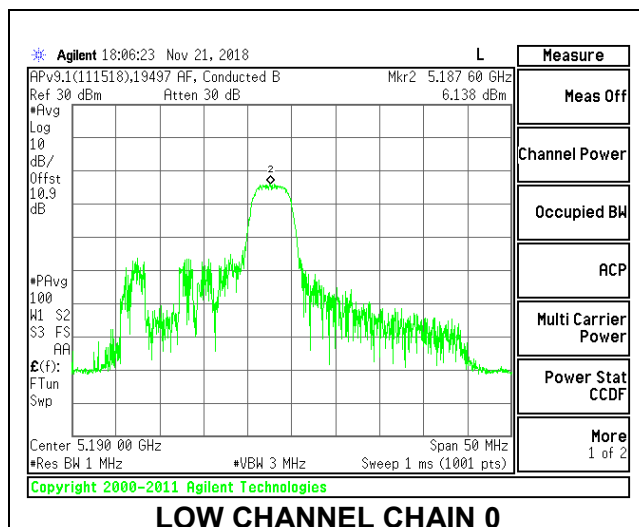
Output Power Results

Channel	Frequency (MHz)	Chain 0 Meas Power (dBm)	Chain 1 Meas Power (dBm)	Total Corr'd Power (dBm)	Power Limit (dBm)	Power Margin (dB)
Low	5190	12.62	12.63	15.64	24.00	-8.36
High	5230	12.29	12.41	15.36	24.00	-8.64

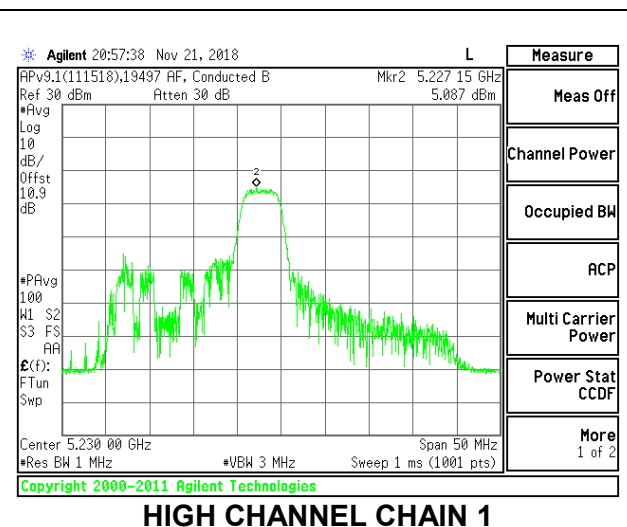
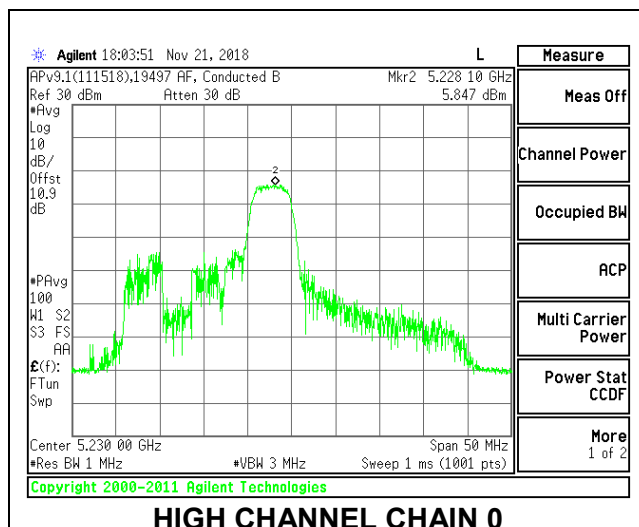
PSD Results

Channel	Frequency (MHz)	Chain 0 Meas PSD (dBm/ 1MHz)	Chain 1 Meas PSD (dBm/ 1MHz)	Total Corr'd PSD (dBm/ 1MHz)	PSD Limit (dBm/ 1MHz)	PSD Margin (dB)
Low	5190	6.138	5.259	8.94	11.00	-2.06
High	5230	5.847	5.087	8.70	11.00	-2.30

LOW CHANNEL



HIGH CHANNEL



2TX Antenna 1 + Antenna 2 OFDMA MODE – 52-Tones, RU Index 44

Antenna Gain and Limits

Channel	Frequency (MHz)	Directional Gain for Power (dBi)	Directional Gain for PSD (dBi)	Power Limit (dBm)	PSD Limit (dBm/ 1MHz)
Low	5190	-5.26	-2.27	24.00	11.00
High	5230	-5.26	-2.27	24.00	11.00

Duty Cycle CF (dB)	0.21	Included in Calculations of Corr'd PSD
---------------------------	------	---

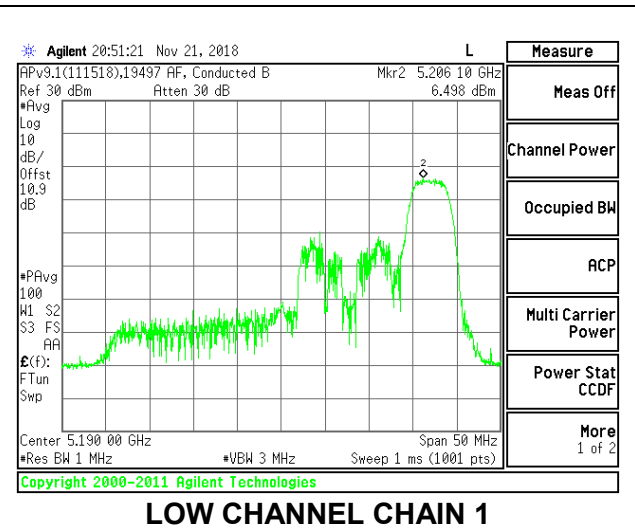
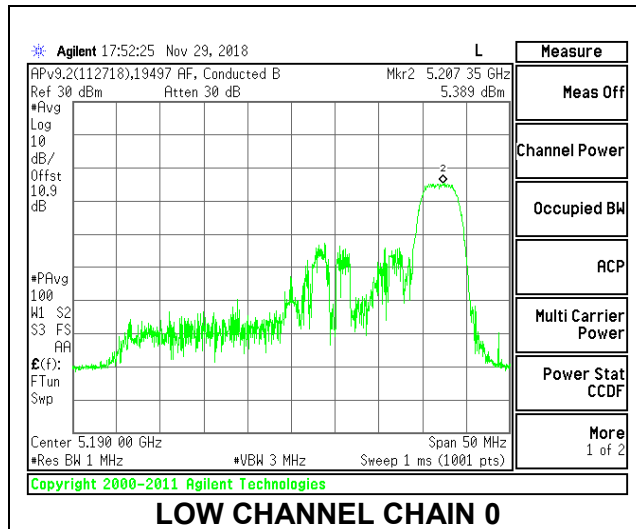
Output Power Results

Channel	Frequency (MHz)	Chain 0 Meas Power (dBm)	Chain 1 Meas Power (dBm)	Total Corr'd Power (dBm)	Power Limit (dBm)	Power Margin (dB)
Low	5190	11.77	12.64	15.24	24.00	-8.76
High	5230	11.64	12.37	15.03	24.00	-8.97

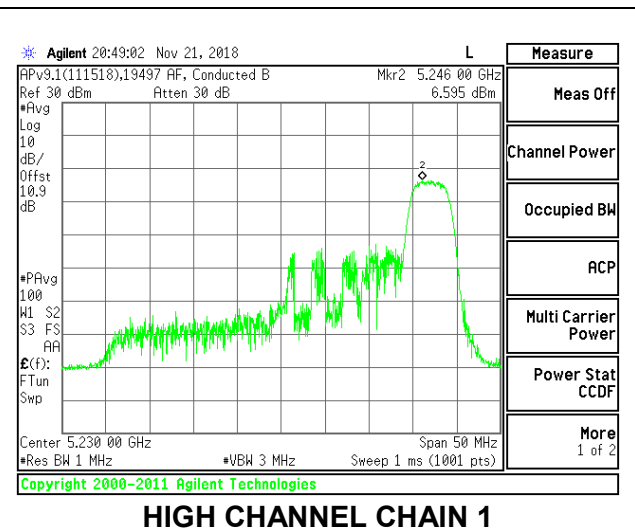
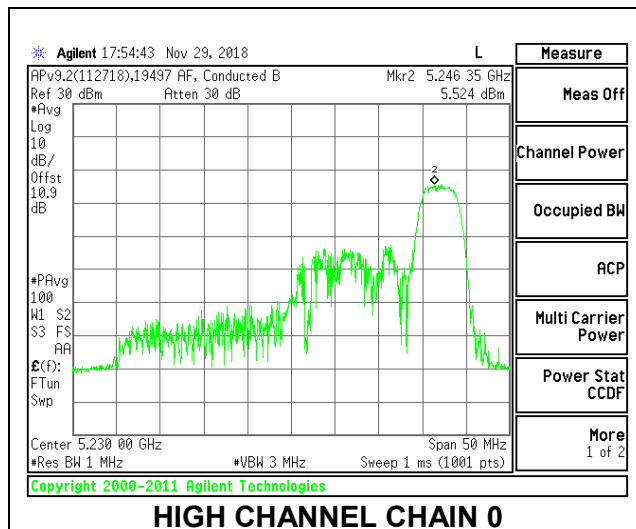
PSD Results

Channel	Frequency (MHz)	Chain 0 Meas PSD (dBm/ 1MHz)	Chain 1 Meas PSD (dBm/ 1MHz)	Total Corr'd PSD (dBm/ 1MHz)	PSD Limit (dBm/ 1MHz)	PSD Margin (dB)
Low	5190	5.389	6.498	9.20	11.00	-1.80
High	5230	5.524	6.595	9.31	11.00	-1.69

LOW CHANNEL



HIGH CHANNEL



2TX Antenna 1 + Antenna 2 OFDMA MODE – 26-Tones, RU Index 0

Antenna Gain and Limits

Channel	Frequency (MHz)	Directional Gain for Power (dBi)	Directional Gain for PSD (dBi)	Power Limit (dBm)	PSD Limit (dBm/ 1MHz)
Low	5190	-5.26	-2.27	24.00	11.00
High	5230	-5.26	-2.27	24.00	11.00

Duty Cycle CF (dB)	0.11	Included in Calculations of Corr'd PSD
---------------------------	------	---

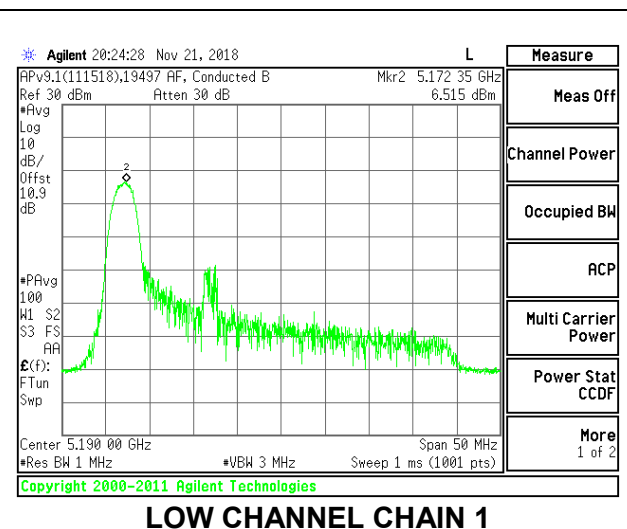
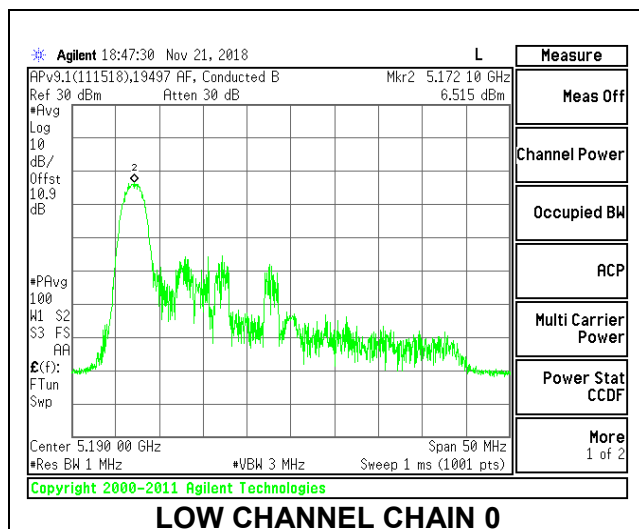
Output Power Results

Channel	Frequency (MHz)	Chain 0 Meas Power (dBm)	Chain 1 Meas Power (dBm)	Total Corr'd Power (dBm)	Power Limit (dBm)	Power Margin (dB)
Low	5190	9.93	9.86	12.91	24.00	-11.09
High	5230	9.52	10.79	13.21	24.00	-10.79

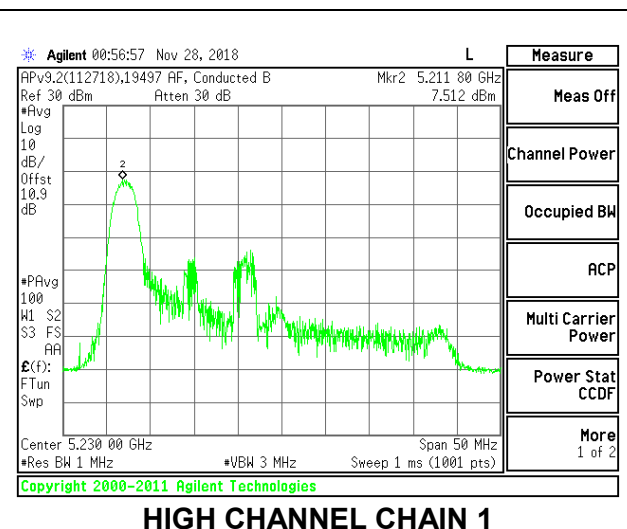
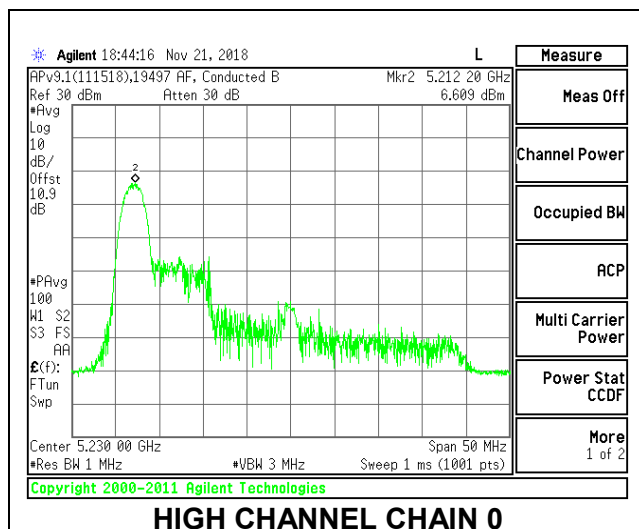
PSD Results

Channel	Frequency (MHz)	Chain 0 Meas PSD (dBm/ 1MHz)	Chain 1 Meas PSD (dBm/ 1MHz)	Total Corr'd PSD (dBm/ 1MHz)	PSD Limit (dBm/ 1MHz)	PSD Margin (dB)
Low	5190	6.515	6.515	9.64	11.00	-1.36
High	5230	6.609	7.512	10.20	11.00	-0.80

LOW CHANNEL



HIGH CHANNEL



2TX Antenna 1 + Antenna 2 OFDMA MODE – 26-Tones, RU Index 8

Antenna Gain and Limits

Channel	Frequency (MHz)	Directional Gain for Power (dBi)	Directional Gain for PSD (dBi)	Power Limit (dBm)	PSD Limit (dBm/ 1MHz)
Low	5190	-5.26	-2.27	24.00	11.00
High	5230	-5.26	-2.27	24.00	11.00

Duty Cycle CF (dB)	0.11	Included in Calculations of Corr'd PSD
---------------------------	------	---

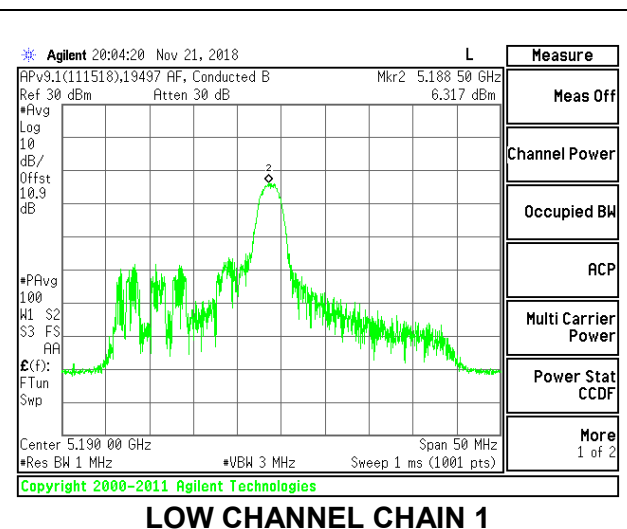
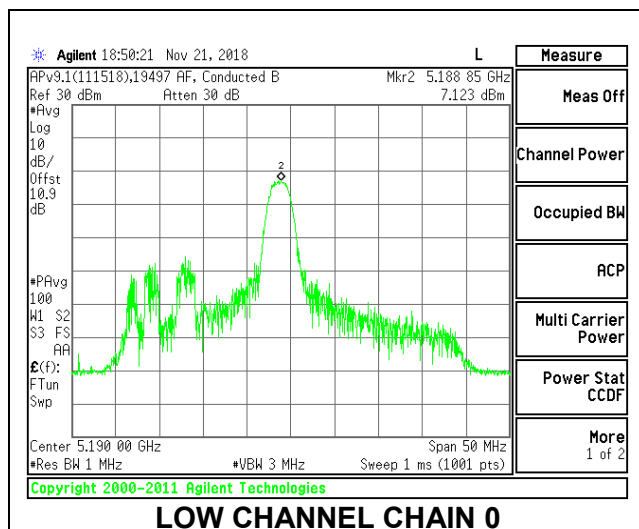
Output Power Results

Channel	Frequency (MHz)	Chain 0 Meas Power (dBm)	Chain 1 Meas Power (dBm)	Total Corr'd Power (dBm)	Power Limit (dBm)	Power Margin (dB)
Low	5190	10.83	10.85	13.85	24.00	-10.15
High	5230	10.34	11.41	13.92	24.00	-10.08

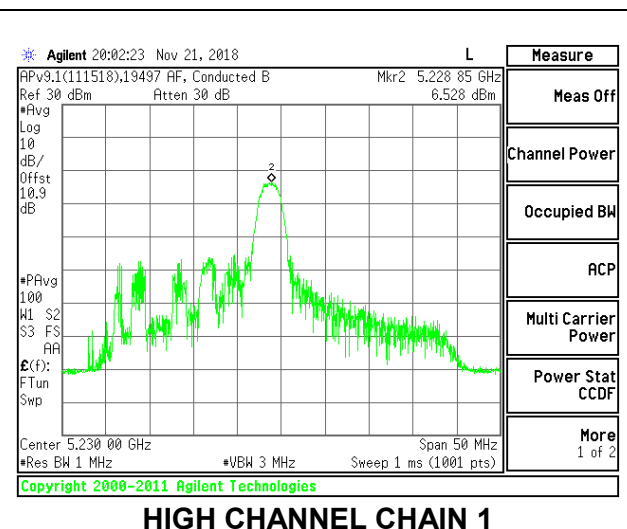
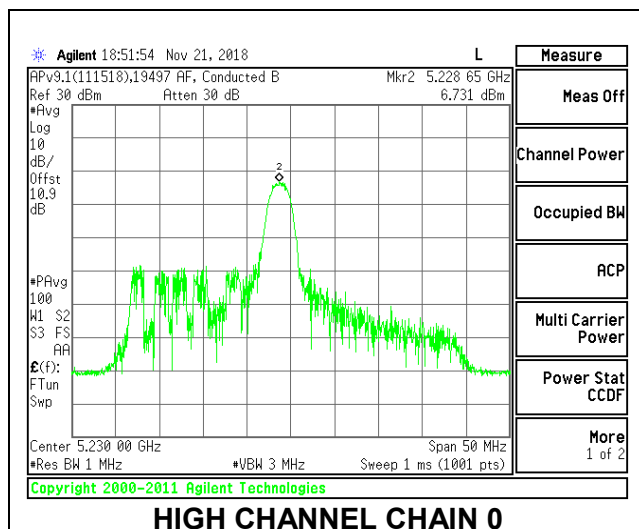
PSD Results

Channel	Frequency (MHz)	Chain 0 Meas PSD (dBm/ 1MHz)	Chain 1 Meas PSD (dBm/ 1MHz)	Total Corr'd PSD (dBm/ 1MHz)	PSD Limit (dBm/ 1MHz)	PSD Margin (dB)
Low	5190	7.123	6.317	9.86	11.00	-1.14
High	5230	6.731	6.528	9.75	11.00	-1.25

LOW CHANNEL



HIGH CHANNEL



2TX Antenna 1 + Antenna 2 OFDMA MODE – 26-Tones, RU Index 17

Antenna Gain and Limits

Channel	Frequency (MHz)	Directional Gain for Power (dBi)	Directional Gain for PSD (dBi)	Power Limit (dBm)	PSD Limit (dBm/ 1MHz)
Low	5190	-5.26	-2.27	24.00	11.00
High	5230	-5.26	-2.27	24.00	11.00

Duty Cycle CF (dB)	0.11	Included in Calculations of Corr'd PSD
---------------------------	------	---

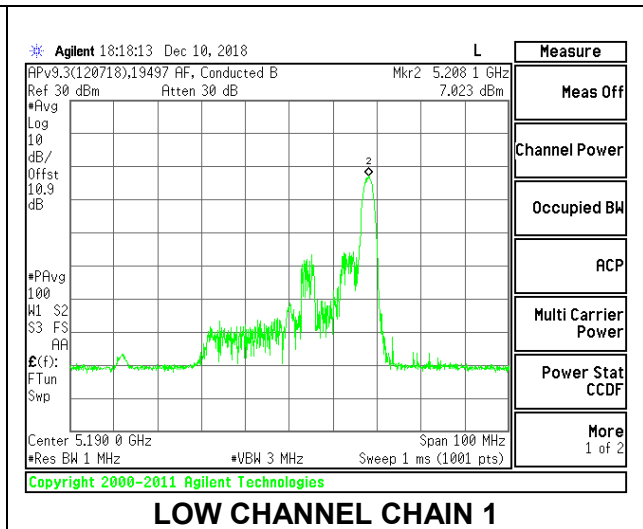
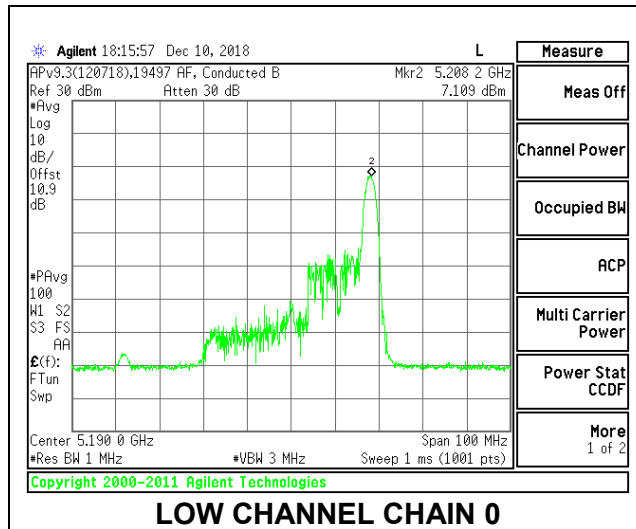
Output Power Results

Channel	Frequency (MHz)	Chain 0 Meas Power (dBm)	Chain 1 Meas Power (dBm)	Total Corr'd Power (dBm)	Power Limit (dBm)	Power Margin (dB)
Low	5190	9.52	10.68	13.15	24.00	-10.85
High	5230	9.61	11.03	13.39	24.00	-10.61

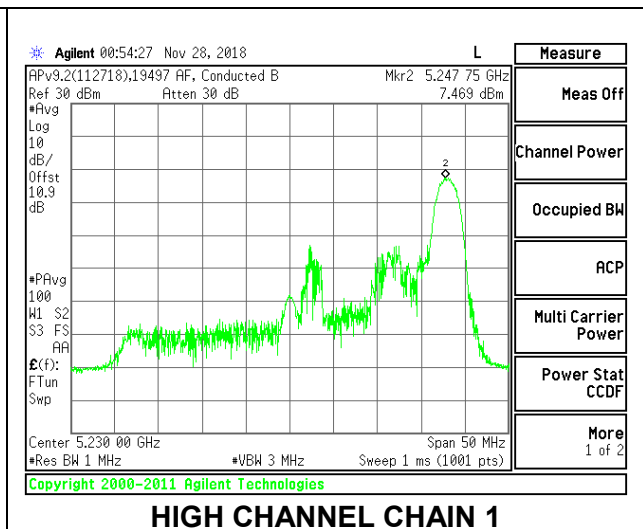
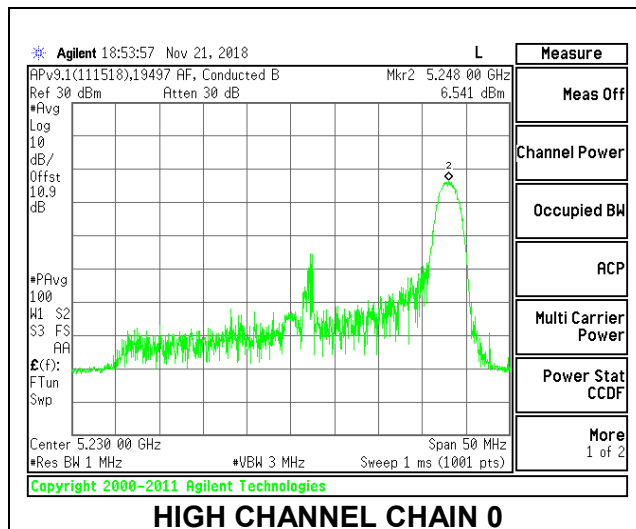
PSD Results

Channel	Frequency (MHz)	Chain 0 Meas PSD (dBm/ 1MHz)	Chain 1 Meas PSD (dBm/ 1MHz)	Total Corr'd PSD (dBm/ 1MHz)	PSD Limit (dBm/ 1MHz)	PSD Margin (dB)
Low	5190	7.109	7.023	10.19	11.00	-0.81
High	5230	6.541	7.469	10.15	11.00	-0.85

LOW CHANNEL



HIGH CHANNEL



8.5.7. 802.11ax HE80 MODE IN THE 5.2 GHZ BAND

1TX SISO MODE

Antenna Gain and Limits

Channel	Frequency (MHz)	Chain 0 Directional Gain for Power (dBi)	Chain 1 Directional Gain for Power (dBi)	Power Limit (dBm)
Mid	5210	-4.70	-5.90	24.00

Output Power Results

Channel	Frequency (MHz)	Tones	RU Index	Chain 0 Meas Power (dBm)	Chain 1 Meas Power (dBm)	Chain 0 Corr'd Power (dBm)	Chain 1 Corr'd Power (dBm)	Power Limit (dBm)	Power Margin (dB)
Mid	5210	SU	-	13.33	13.50	13.33	13.50	24.00	-10.50
		996T	67	13.68	13.72	13.68	13.72	24.00	-10.28
		484T	65	13.91	13.90	13.91	13.90	24.00	-10.09
			66	14.44	14.41	14.44	14.41	24.00	-9.56
		242T	61	15.75	15.47	15.75	15.47	24.00	-8.25
			62	15.76	15.80	15.76	15.80	24.00	-8.20
			64	15.09	15.73	15.09	15.73	24.00	-8.27
		106T	53	15.49	15.24	15.49	15.24	24.00	-8.51
			56	15.31	15.74	15.31	15.74	24.00	-8.26
			60	14.87	15.75	14.87	15.75	24.00	-8.25
		52T	37	12.88	12.47	12.88	12.47	24.00	-11.12
			44	12.91	13.20	12.91	13.20	24.00	-10.80
			52	12.11	12.75	12.11	12.75	24.00	-11.25
		26T	0	9.80	9.82	9.80	9.82	24.00	-14.18
			18	9.27	10.54	9.27	10.54	24.00	-13.46
			38	9.17	10.43	9.17	10.43	24.00	-13.57

2TX Antenna 1 + Antenna 2 SU MODE

Antenna Gain and Limits

Channel	Frequency (MHz)	Directional Gain for Power (dBi)	Directional Gain for PSD (dBi)	Power Limit (dBm)
Mid	5210	-5.26	-2.27	24.00

Output Power Results

Channel	Frequency (MHz)	Chain 0 Meas Power (dBm)	Chain 1 Meas Power (dBm)	Total Corr'd Power (dBm)	Power Limit (dBm)	Power Margin (dB)
Mid	5210	13.57	13.65	16.62	24.00	-7.38

2TX Antenna 1 + Antenna 2 OFDMA MODE – 996-Tones, RU Index 67

Antenna Gain and Limits

Channel	Frequency (MHz)	Directional Gain for Power (dBi)	Directional Gain for PSD (dBi)	Power Limit (dBm)	PSD Limit (dBm/ 1MHz)
Mid	5210	-5.26	-2.27	24.00	11.00

Duty Cycle CF (dB)	1.92	Included in Calculations of Corr'd PSD
---------------------------	------	---

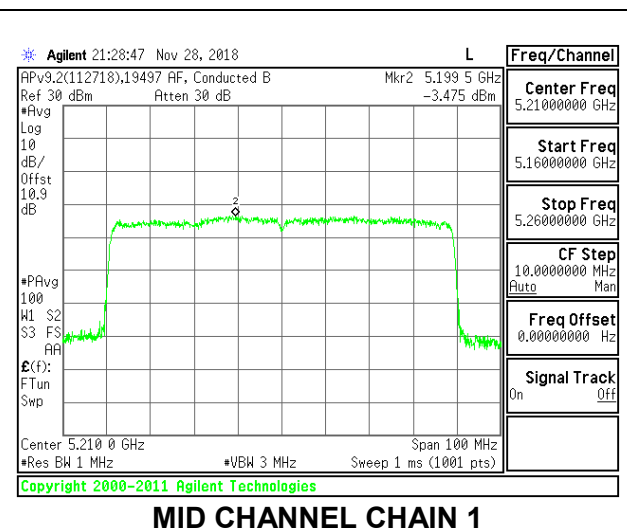
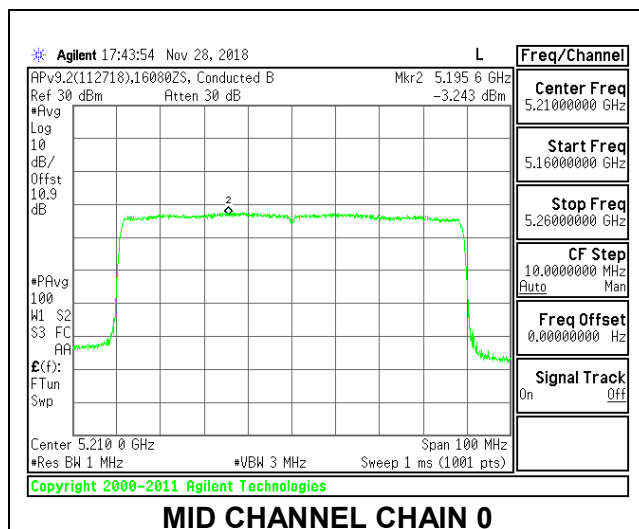
Output Power Results

Channel	Frequency (MHz)	Chain 0 Meas Power (dBm)	Chain 1 Meas Power (dBm)	Total Corr'd Power (dBm)	Power Limit (dBm)	Power Margin (dB)
Mid	5210	13.70	13.76	16.74	24.00	-7.26

PSD Results

Channel	Frequency (MHz)	Chain 0 Meas PSD (dBm/ 1MHz)	Chain 1 Meas PSD (dBm/ 1MHz)	Total Corr'd PSD (dBm/ 1MHz)	PSD Limit (dBm/ 1MHz)	PSD Margin (dB)
Mid	5210	-3.243	-3.475	1.57	11.00	-9.43

MID CHANNEL



2TX Antenna 1 + Antenna 2 OFDMA MODE – 484-Tones, RU Index 65

Antenna Gain and Limits

Channel	Frequency (MHz)	Directional Gain for Power (dBi)	Directional Gain for PSD (dBi)	Power Limit (dBm)	PSD Limit (dBm/ 1MHz)
Mid	5210	-5.26	-2.27	24.00	11.00

Duty Cycle CF (dB)	1.27	Included in Calculations of Corr'd PSD
---------------------------	------	---

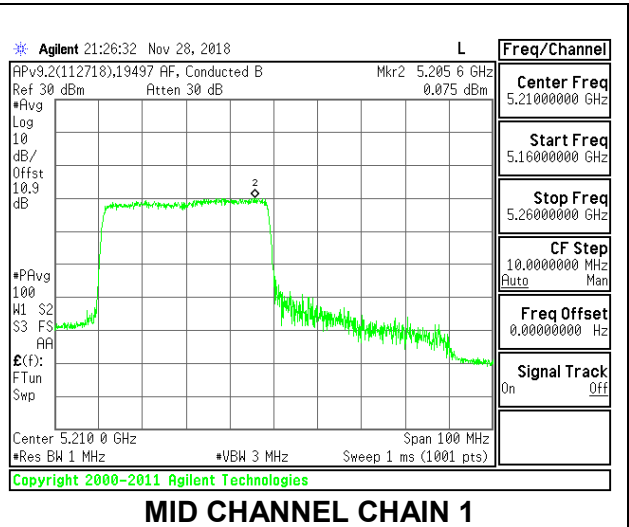
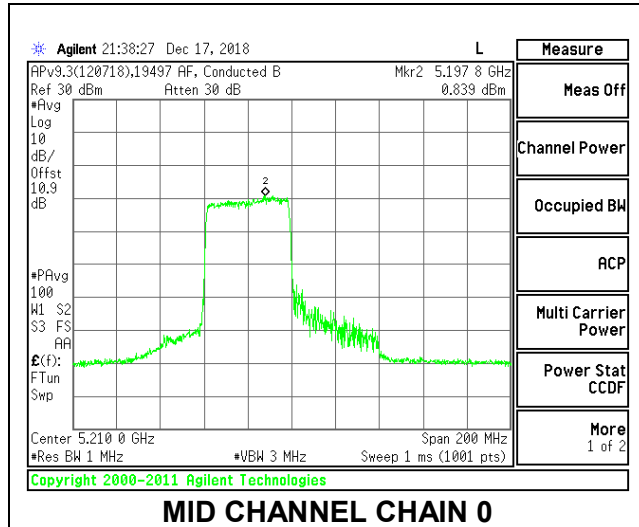
Output Power Results

Channel	Frequency (MHz)	Chain 0 Meas Power (dBm)	Chain 1 Meas Power (dBm)	Total Corr'd Power (dBm)	Power Limit (dBm)	Power Margin (dB)
Mid	5210	14.02	13.92	16.98	24.00	-7.02

PSD Results

Channel	Frequency (MHz)	Chain 0 Meas PSD (dBm/ 1MHz)	Chain 1 Meas PSD (dBm/ 1MHz)	Total Corr'd PSD (dBm/ 1MHz)	PSD Limit (dBm/ 1MHz)	PSD Margin (dB)
Mid	5210	0.839	0.075	4.75	11.00	-6.25

MID CHANNEL



2TX Antenna 1 + Antenna 2 OFDMA MODE – 484-Tones, RU Index 66

Antenna Gain and Limits

Channel	Frequency (MHz)	Directional Gain for Power (dBi)	Directional Gain for PSD (dBi)	Power Limit (dBm)	PSD Limit (dBm/ 1MHz)
Mid	5210	-5.26	-2.27	24.00	11.00

Duty Cycle CF (dB)	1.27	Included in Calculations of Corr'd PSD
---------------------------	------	---

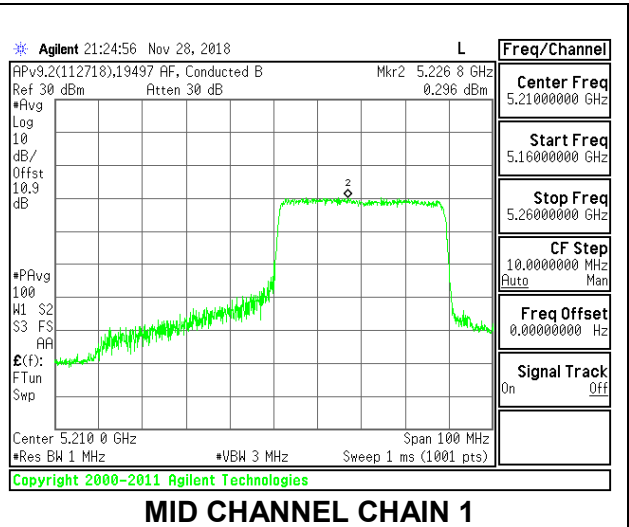
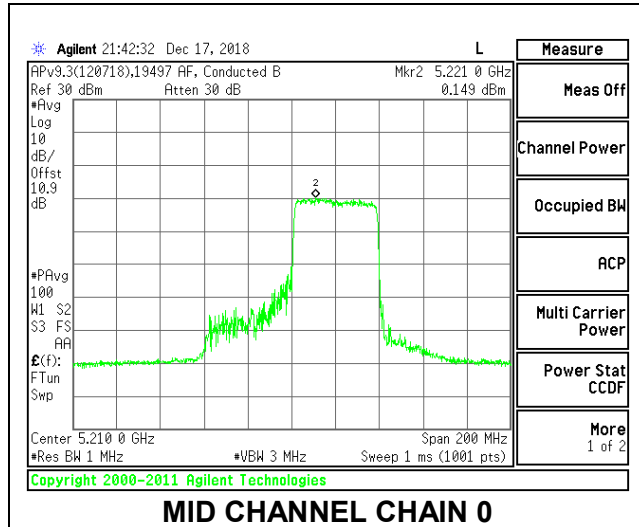
Output Power Results

Channel	Frequency (MHz)	Chain 0 Meas Power (dBm)	Chain 1 Meas Power (dBm)	Total Corr'd Power (dBm)	Power Limit (dBm)	Power Margin (dB)
Mid	5210	14.50	14.47	17.50	24.00	-6.50

PSD Results

Channel	Frequency (MHz)	Chain 0 Meas PSD (dBm/ 1MHz)	Chain 1 Meas PSD (dBm/ 1MHz)	Total Corr'd PSD (dBm/ 1MHz)	PSD Limit (dBm/ 1MHz)	PSD Margin (dB)
Mid	5210	0.149	0.296	4.50	11.00	-6.50

MID CHANNEL



2TX Antenna 1 + Antenna 2 OFDMA MODE – 242-Tones, RU Index 61

Antenna Gain and Limits

Channel	Frequency (MHz)	Directional Gain for Power (dBi)	Directional Gain for PSD (dBi)	Power Limit (dBm)	PSD Limit (dBm/ 1MHz)
Mid	5210	-5.26	-2.27	24.00	11.00

Duty Cycle CF (dB)	0.73	Included in Calculations of Corr'd PSD
---------------------------	------	---

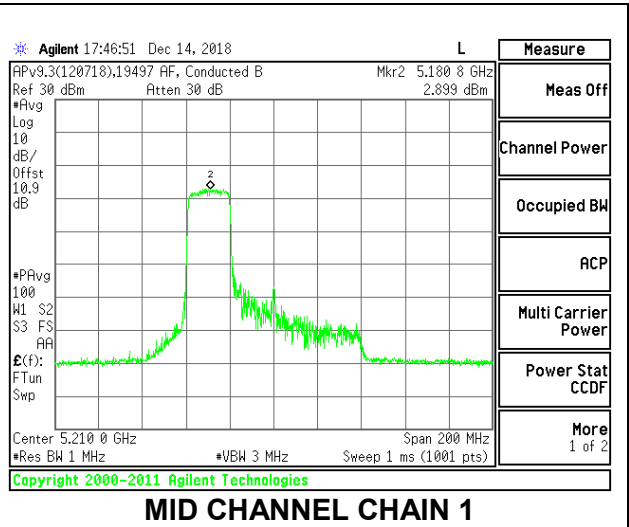
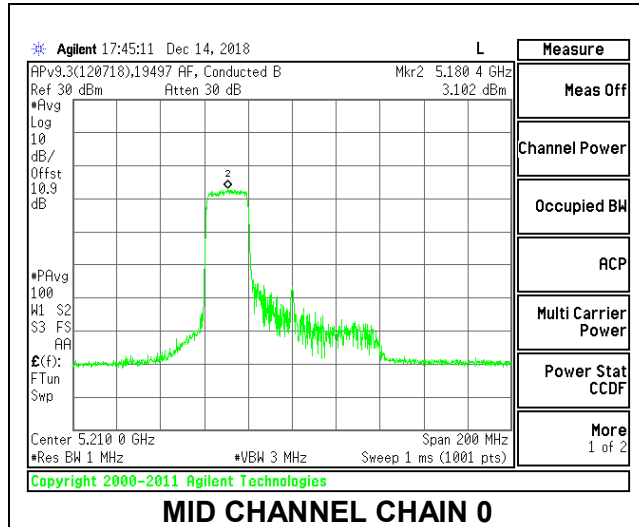
Output Power Results

Channel	Frequency (MHz)	Chain 0 Meas Power (dBm)	Chain 1 Meas Power (dBm)	Total Corr'd Power (dBm)	Power Limit (dBm)	Power Margin (dB)
Mid	5210	15.98	15.57	18.79	24.00	-5.21

PSD Results

Channel	Frequency (MHz)	Chain 0 Meas PSD (dBm/ 1MHz)	Chain 1 Meas PSD (dBm/ 1MHz)	Total Corr'd PSD (dBm/ 1MHz)	PSD Limit (dBm/ 1MHz)	PSD Margin (dB)
Mid	5210	3.102	2.899	6.74	11.00	-4.26

MID CHANNEL



2TX Antenna 1 + Antenna 2 OFDMA MODE – 242-Tones, RU Index 62

Antenna Gain and Limits

Channel	Frequency (MHz)	Directional Gain for Power (dBi)	Directional Gain for PSD (dBi)	Power Limit (dBm)	PSD Limit (dBm/ 1MHz)
Mid	5210	-5.26	-2.27	24.00	11.00

Duty Cycle CF (dB)	0.73	Included in Calculations of Corr'd PSD
---------------------------	------	---

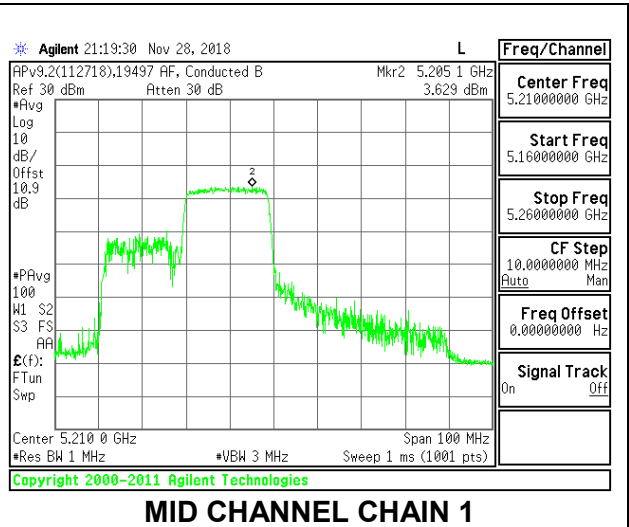
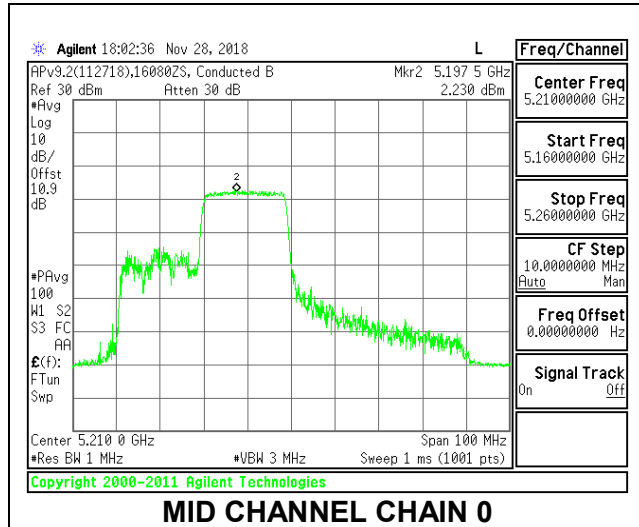
Output Power Results

Channel	Frequency (MHz)	Chain 0 Meas Power (dBm)	Chain 1 Meas Power (dBm)	Total Corr'd Power (dBm)	Power Limit (dBm)	Power Margin (dB)
Mid	5210	15.92	15.98	18.96	24.00	-5.04

PSD Results

Channel	Frequency (MHz)	Chain 0 Meas PSD (dBm/ 1MHz)	Chain 1 Meas PSD (dBm/ 1MHz)	Total Corr'd PSD (dBm/ 1MHz)	PSD Limit (dBm/ 1MHz)	PSD Margin (dB)
Mid	5210	2.230	3.629	6.73	11.00	-4.27

MID CHANNEL



2TX Antenna 1 + Antenna 2 OFDMA MODE – 242-Tones, RU Index 64

Antenna Gain and Limits

Channel	Frequency (MHz)	Directional Gain for Power (dBi)	Directional Gain for PSD (dBi)	Power Limit (dBm)	PSD Limit (dBm/ 1MHz)
Mid	5210	-5.26	-2.27	24.00	11.00

Duty Cycle CF (dB)	0.73	Included in Calculations of Corr'd PSD
---------------------------	------	---

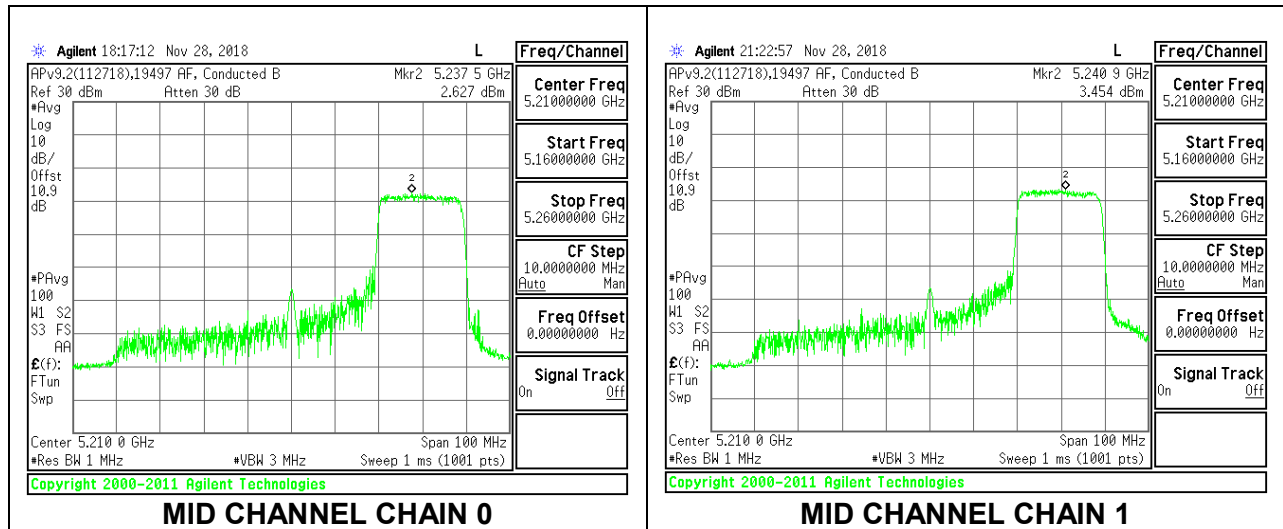
Output Power Results

Channel	Frequency (MHz)	Chain 0 Meas Power (dBm)	Chain 1 Meas Power (dBm)	Total Corr'd Power (dBm)	Power Limit (dBm)	Power Margin (dB)
Mid	5210	15.11	15.77	18.46	24.00	-5.54

PSD Results

Channel	Frequency (MHz)	Chain 0 Meas PSD (dBm/ 1MHz)	Chain 1 Meas PSD (dBm/ 1MHz)	Total Corr'd PSD (dBm/ 1MHz)	PSD Limit (dBm/ 1MHz)	PSD Margin (dB)
Mid	5210	2.627	3.454	6.80	11.00	-4.20

MID CHANNEL



2TX Antenna 1 + Antenna 2 OFDMA MODE – 106-Tones, RU Index 53

Antenna Gain and Limits

Channel	Frequency (MHz)	Directional Gain for Power (dBi)	Directional Gain for PSD (dBi)	Power Limit (dBm)	PSD Limit (dBm/ 1MHz)
Mid	5210	-5.26	-2.27	24.00	11.00

Duty Cycle CF (dB)	0.43	Included in Calculations of Corr'd PSD
---------------------------	------	---

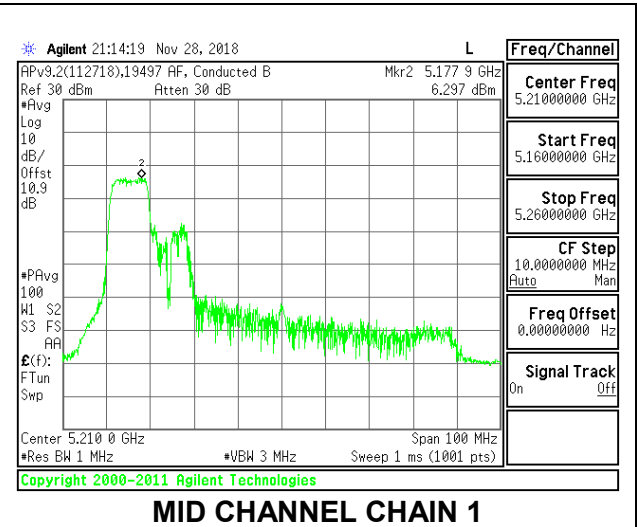
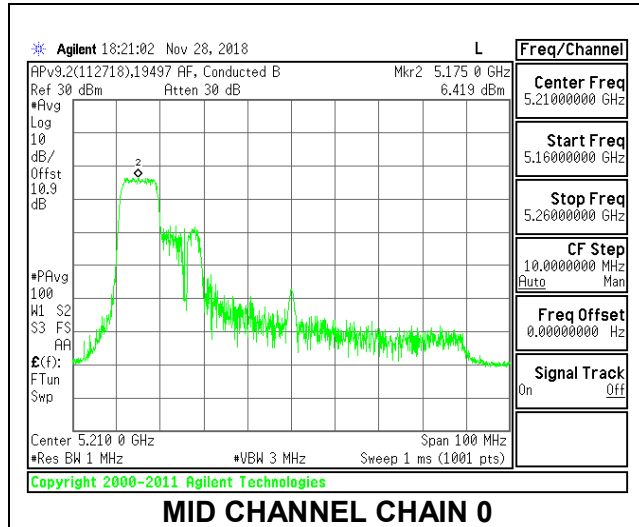
Output Power Results

Channel	Frequency (MHz)	Chain 0 Meas Power (dBm)	Chain 1 Meas Power (dBm)	Total Corr'd Power (dBm)	Power Limit (dBm)	Power Margin (dB)
Mid	5210	15.56	15.35	18.47	24.00	-5.53

PSD Results

Channel	Frequency (MHz)	Chain 0 Meas PSD (dBm/ 1MHz)	Chain 1 Meas PSD (dBm/ 1MHz)	Total Corr'd PSD (dBm/ 1MHz)	PSD Limit (dBm/ 1MHz)	PSD Margin (dB)
Mid	5210	6.419	6.297	9.80	11.00	-1.20

MID CHANNEL



2TX Antenna 1 + Antenna 2 OFDMA MODE – 106-Tones, RU Index 56

Antenna Gain and Limits

Channel	Frequency (MHz)	Directional Gain for Power (dBi)	Directional Gain for PSD (dBi)	Power Limit (dBm)	PSD Limit (dBm/ 1MHz)
Mid	5210	-5.26	-2.27	24.00	11.00

Duty Cycle CF (dB)	0.43	Included in Calculations of Corr'd PSD
---------------------------	------	---

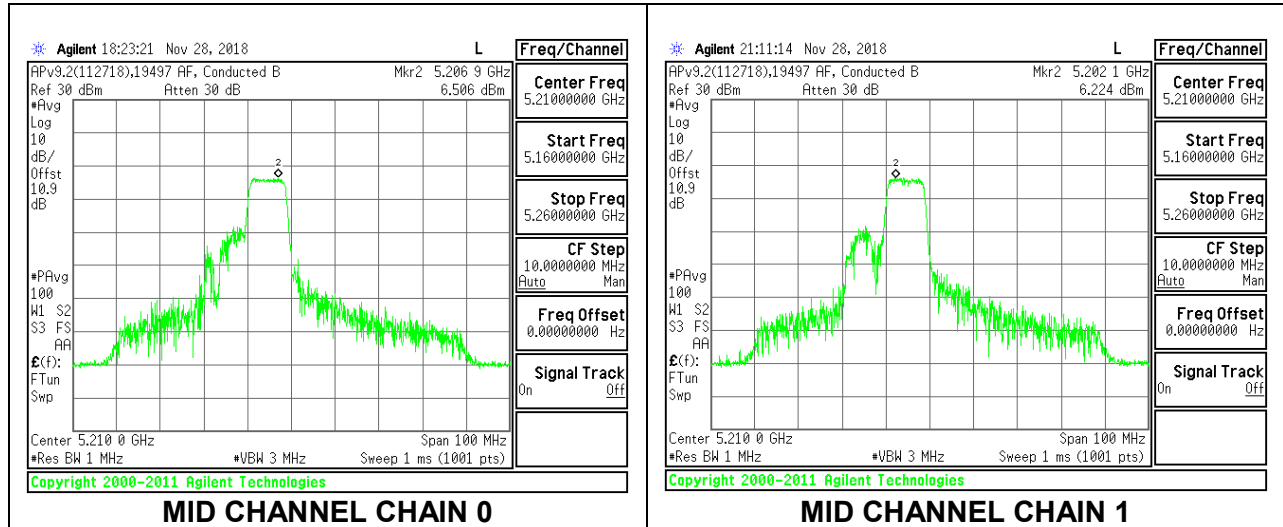
Output Power Results

Channel	Frequency (MHz)	Chain 0 Meas Power (dBm)	Chain 1 Meas Power (dBm)	Total Corr'd Power (dBm)	Power Limit (dBm)	Power Margin (dB)
Mid	5210	15.39	15.88	18.65	24.00	-5.35

PSD Results

Channel	Frequency (MHz)	Chain 0 Meas PSD (dBm/ 1MHz)	Chain 1 Meas PSD (dBm/ 1MHz)	Total Corr'd PSD (dBm/ 1MHz)	PSD Limit (dBm/ 1MHz)	PSD Margin (dB)
Mid	5210	6.506	6.224	9.81	11.00	-1.19

MID CHANNEL



2TX Antenna 1 + Antenna 2 OFDMA MODE – 106-Tones, RU Index 60

Antenna Gain and Limits

Channel	Frequency (MHz)	Directional Gain for Power (dBi)	Directional Gain for PSD (dBi)	Power Limit (dBm)	PSD Limit (dBm/ 1MHz)
Mid	5210	-5.26	-2.27	24.00	11.00

Duty Cycle CF (dB)	0.43	Included in Calculations of Corr'd PSD
---------------------------	------	---

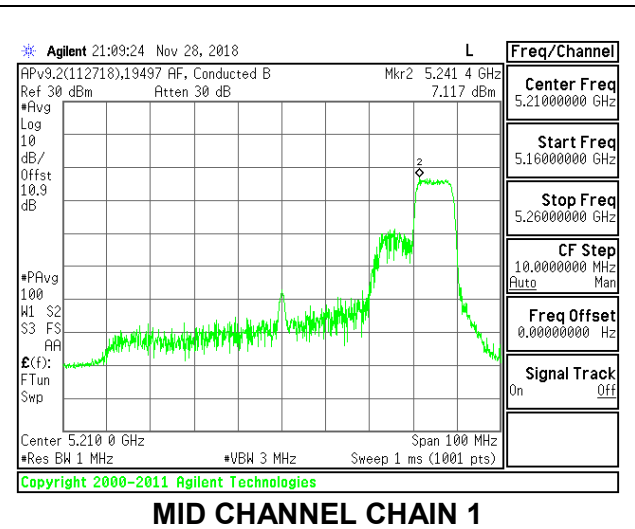
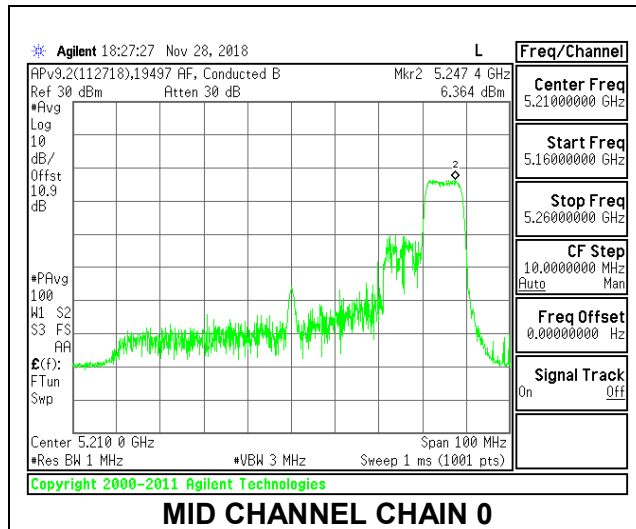
Output Power Results

Channel	Frequency (MHz)	Chain 0 Meas Power (dBm)	Chain 1 Meas Power (dBm)	Total Corr'd Power (dBm)	Power Limit (dBm)	Power Margin (dB)
Mid	5210	14.93	15.91	18.46	24.00	-5.54

PSD Results

Channel	Frequency (MHz)	Chain 0 Meas PSD (dBm/ 1MHz)	Chain 1 Meas PSD (dBm/ 1MHz)	Total Corr'd PSD (dBm/ 1MHz)	PSD Limit (dBm/ 1MHz)	PSD Margin (dB)
Mid	5210	6.364	7.117	10.20	11.00	-0.80

MID CHANNEL



2TX Antenna 1 + Antenna 2 OFDMA MODE – 52-Tones, RU Index 37

Antenna Gain and Limits

Channel	Frequency (MHz)	Directional Gain for Power (dBi)	Directional Gain for PSD (dBi)	Power Limit (dBm)	PSD Limit (dBm/ 1MHz)
Mid	5210	-5.26	2.27	24.00	11.00

Duty Cycle CF (dB)	0.24	Included in Calculations of Corr'd PSD
---------------------------	------	---

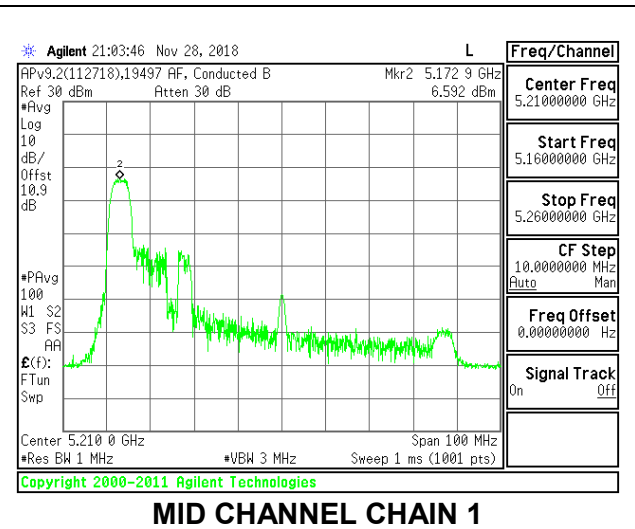
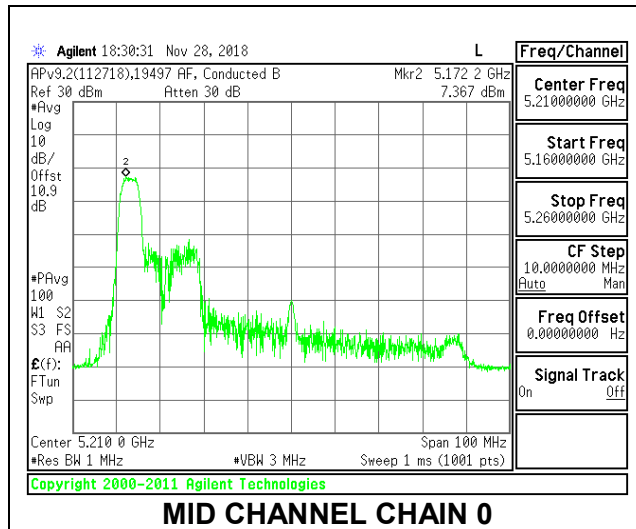
Output Power Results

Channel	Frequency (MHz)	Chain 0 Meas Power (dBm)	Chain 1 Meas Power (dBm)	Total Corr'd Power (dBm)	Power Limit (dBm)	Power Margin (dB)
Mid	5210	13.00	12.61	15.82	24.00	-8.18

PSD Results

Channel	Frequency (MHz)	Chain 0 Meas PSD (dBm/ 1MHz)	Chain 1 Meas PSD (dBm/ 1MHz)	Total Corr'd PSD (dBm/ 1MHz)	PSD Limit (dBm/ 1MHz)	PSD Margin (dB)
Mid	5210	7.367	6.592	10.25	11.00	-0.75

MID CHANNEL



2TX Antenna 1 + Antenna 2 OFDMA MODE – 52-Tones, RU Index 44

Antenna Gain and Limits

Channel	Frequency (MHz)	Directional Gain for Power (dBi)	Directional Gain for PSD (dBi)	Power Limit (dBm)	PSD Limit (dBm/ 1MHz)
Mid	5210	-5.26	-2.27	24.00	11.00

Duty Cycle CF (dB)	0.24	Included in Calculations of Corr'd PSD
---------------------------	------	---

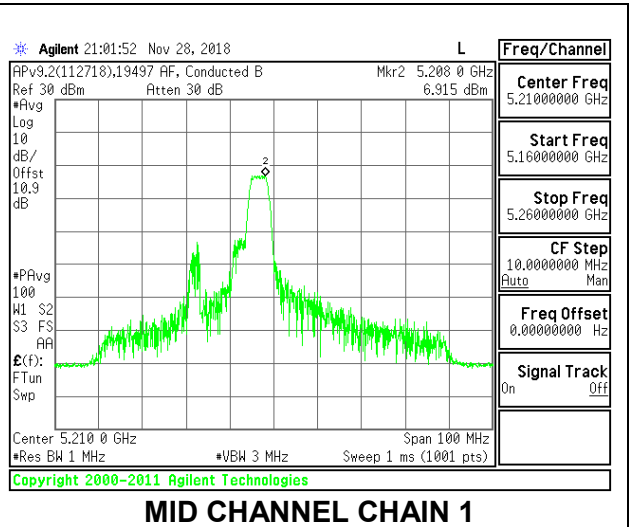
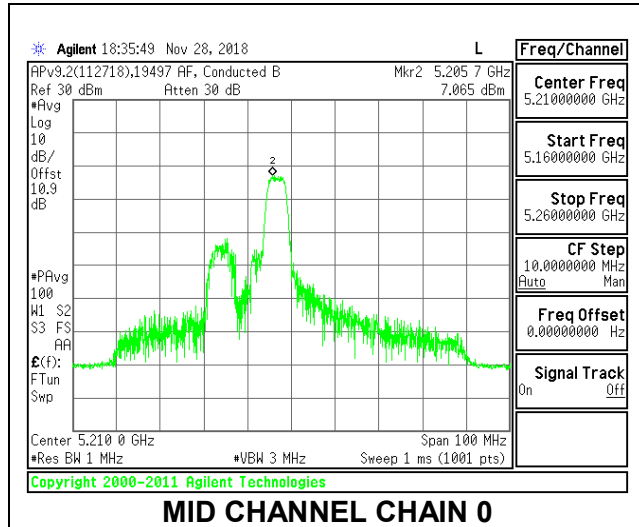
Output Power Results

Channel	Frequency (MHz)	Chain 0 Meas Power (dBm)	Chain 1 Meas Power (dBm)	Total Corr'd Power (dBm)	Power Limit (dBm)	Power Margin (dB)
Mid	5210	12.96	13.21	16.10	24.00	-7.90

PSD Results

Channel	Frequency (MHz)	Chain 0 Meas PSD (dBm/ 1MHz)	Chain 1 Meas PSD (dBm/ 1MHz)	Total Corr'd PSD (dBm/ 1MHz)	PSD Limit (dBm/ 1MHz)	PSD Margin (dB)
Mid	5210	7.065	6.915	10.24	11.00	-0.76

MID CHANNEL



2TX Antenna 1 + Antenna 2 OFDMA MODE – 52-Tones, RU Index 52

Antenna Gain and Limits

Channel	Frequency (MHz)	Directional Gain for Power (dBi)	Directional Gain for PSD (dBi)	Power Limit (dBm)	PSD Limit (dBm/ 1MHz)
Mid	5210	-5.26	-2.27	24.00	11.00

Duty Cycle CF (dB)	0.24	Included in Calculations of Corr'd PSD
---------------------------	------	---

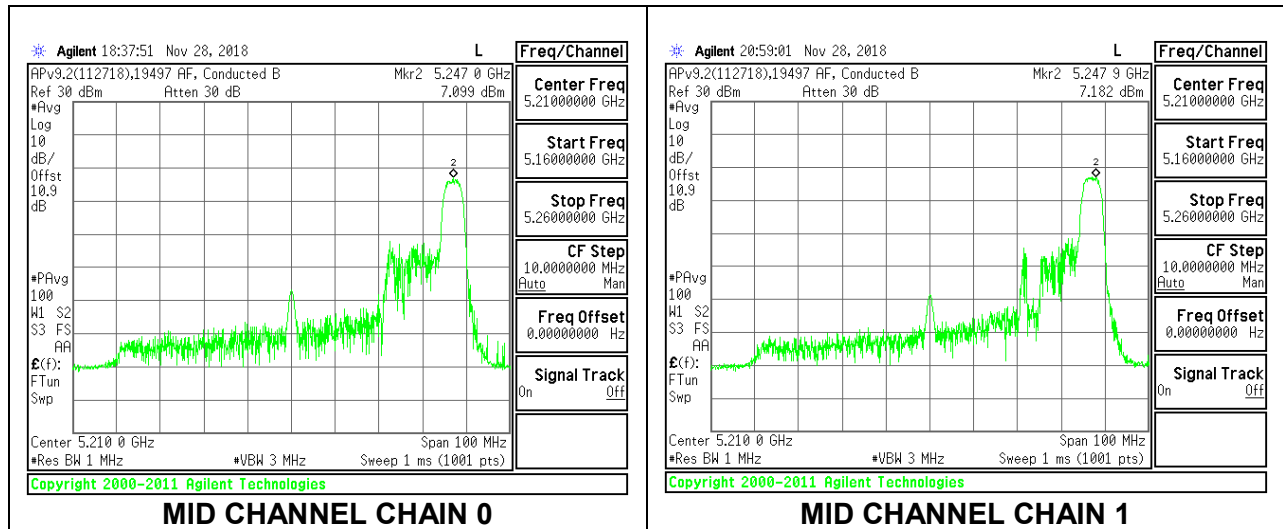
Output Power Results

Channel	Frequency (MHz)	Chain 0 Meas Power (dBm)	Chain 1 Meas Power (dBm)	Total Corr'd Power (dBm)	Power Limit (dBm)	Power Margin (dB)
Mid	5210	12.27	13.41	15.89	24.00	-8.11

PSD Results

Channel	Frequency (MHz)	Chain 0 Meas PSD (dBm/ 1MHz)	Chain 1 Meas PSD (dBm/ 1MHz)	Total Corr'd PSD (dBm/ 1MHz)	PSD Limit (dBm/ 1MHz)	PSD Margin (dB)
Mid	5210	7.099	7.182	10.39	11.00	-0.61

MID CHANNEL



2TX Antenna 1 + Antenna 2 OFDMA MODE – 26-Tones, RU Index 0

Antenna Gain and Limits

Channel	Frequency (MHz)	Directional Gain for Power (dBi)	Directional Gain for PSD (dBi)	Power Limit (dBm)	PSD Limit (dBm/ 1MHz)
Mid	5210	-5.26	-2.27	24.00	11.00

Duty Cycle CF (dB)	0.12	Included in Calculations of Corr'd PSD
---------------------------	------	---

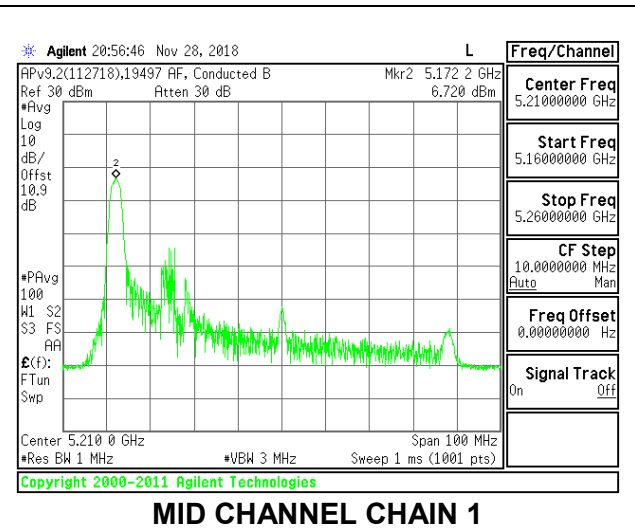
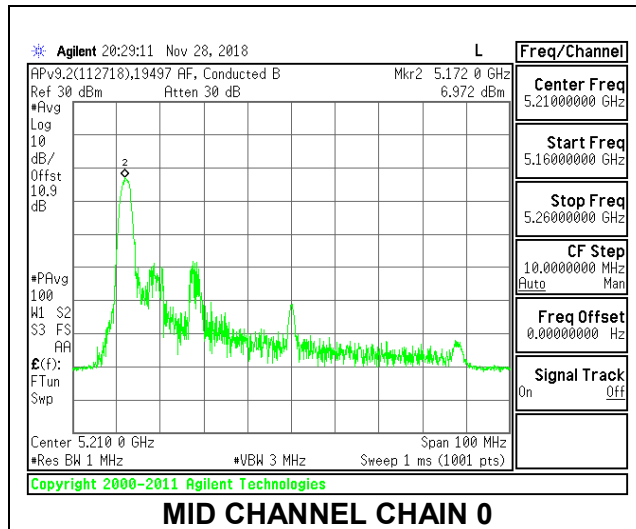
Output Power Results

Channel	Frequency (MHz)	Chain 0 Meas Power (dBm)	Chain 1 Meas Power (dBm)	Total Corr'd Power (dBm)	Power Limit (dBm)	Power Margin (dB)
Mid	5210	9.90	9.99	12.96	24.00	-11.04

PSD Results

Channel	Frequency (MHz)	Chain 0 Meas PSD (dBm/ 1MHz)	Chain 1 Meas PSD (dBm/ 1MHz)	Total Corr'd PSD (dBm/ 1MHz)	PSD Limit (dBm/ 1MHz)	PSD Margin (dB)
Mid	5210	6.972	6.720	9.98	11.00	-1.02

MID CHANNEL



2TX Antenna 1 + Antenna 2 OFDMA MODE – 26-Tones, RU Index 18

Antenna Gain and Limits

Channel	Frequency (MHz)	Directional Gain for Power (dBi)	Directional Gain for PSD (dBi)	Power Limit (dBm)	PSD Limit (dBm/ 1MHz)
Mid	5210	-5.26	-2.27	24.00	11.00

Duty Cycle CF (dB)	0.12	Included in Calculations of Corr'd PSD
---------------------------	------	---

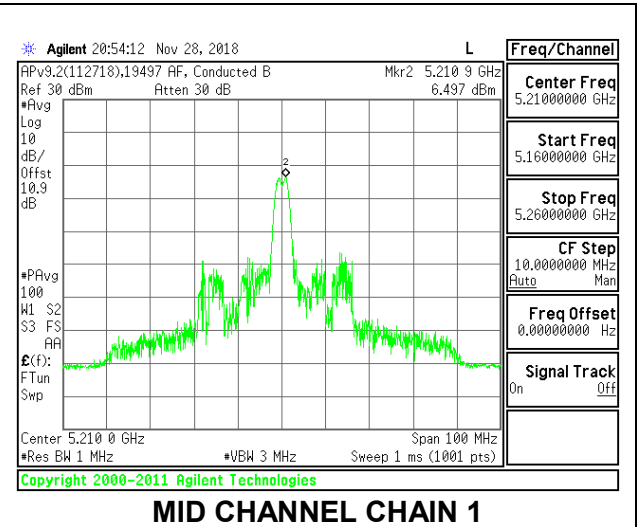
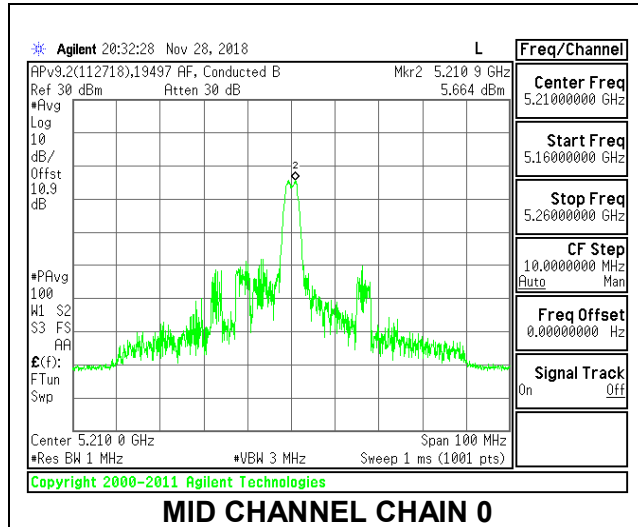
Output Power Results

Channel	Frequency (MHz)	Chain 0 Meas Power (dBm)	Chain 1 Meas Power (dBm)	Total Corr'd Power (dBm)	Power Limit (dBm)	Power Margin (dB)
Mid	5210	9.34	10.99	13.25	24.00	-10.75

PSD Results

Channel	Frequency (MHz)	Chain 0 Meas PSD (dBm/ 1MHz)	Chain 1 Meas PSD (dBm/ 1MHz)	Total Corr'd PSD (dBm/ 1MHz)	PSD Limit (dBm/ 1MHz)	PSD Margin (dB)
Mid	5210	5.664	6.497	9.23	11.00	-1.77

MID CHANNEL



2TX Antenna 1 + Antenna 2 OFDMA MODE – 26-Tones, RU Index 36

Antenna Gain and Limits

Channel	Frequency (MHz)	Directional Gain for Power (dBi)	Directional Gain for PSD (dBi)	Power Limit (dBm)	PSD Limit (dBm/ 1MHz)
Mid	5210	-5.26	-2.27	24.00	11.00

Duty Cycle CF (dB)	0.12	Included in Calculations of Corr'd PSD
---------------------------	------	---

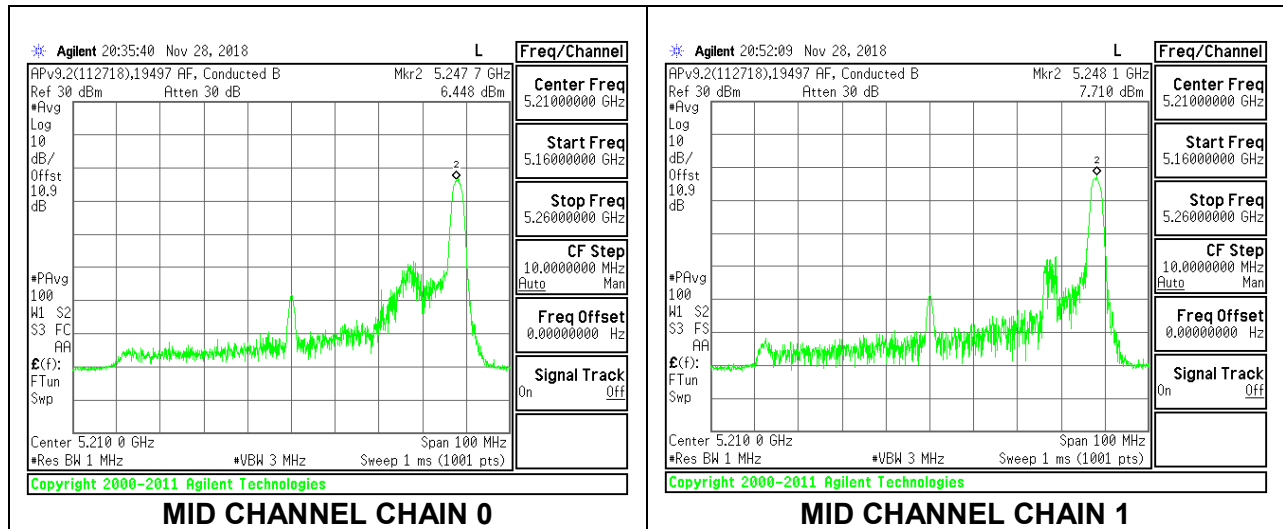
Output Power Results

Channel	Frequency (MHz)	Chain 0 Meas Power (dBm)	Chain 1 Meas Power (dBm)	Total Corr'd Power (dBm)	Power Limit (dBm)	Power Margin (dB)
Mid	5210	9.25	10.93	13.18	24.00	-10.82

PSD Results

Channel	Frequency (MHz)	Chain 0 Meas PSD (dBm/ 1MHz)	Chain 1 Meas PSD (dBm/ 1MHz)	Total Corr'd PSD (dBm/ 1MHz)	PSD Limit (dBm/ 1MHz)	PSD Margin (dB)
Mid	5210	6.448	7.710	10.25	11.00	-0.75

MID CHANNEL



8.5.8. 802.11a MODE IN THE 5.3 GHz BAND

1TX SISO MODE

Bandwidth, Antenna Gain, and Limits

Channel	Frequency (MHz)	Min 26 dB BW (MHz)	Chain 0 Directional Gain for Power (dBi)	Chain 1 Directional Gain for Power (dBi)	Power Power Limit (dBm)
Low	5260	21.75	-4.00	-8.20	24.00
Mid	5300	21.85	-4.00	-8.20	24.00
High	5320	21.85	-4.00	-8.20	24.00

Output Power Results

Channel	Frequency (MHz)	Chain 0 Meas Power (dBm)	Chain 1 Meas Power (dBm)	Chain 0 Corr'd Power (dBm)	Chain 1 Corr'd Power (dBm)	Power Limit (dBm)	Power Margin (dB)
Low	5260	17.03	17.27	17.03	17.27	24.00	-6.73
Mid	5300	15.16	14.55	15.16	14.55	24.00	-8.84
High	5320	15.21	15.10	15.21	15.10	24.00	-8.79

2TX Antenna 1 + Antenna 2 CDD MODE

Bandwidth, Antenna Gain, and Limits

Channel	Frequency (MHz)	Min 26 dB BW (MHz)	Directional Gain for Power (dBi)	Directional Gain for PSD (dBi)	Power Limit (dBm)	PSD Limit (dBm/1MHz)
Low	5260	21.75	-5.61	-2.84	24.00	11.00
Mid	5300	21.85	-5.61	-2.84	24.00	11.00
High	5320	21.85	-5.61	-2.84	24.00	11.00

Duty Cycle CF (dB)	0.29	Included in Calculations of Corr'd PSD
---------------------------	------	---

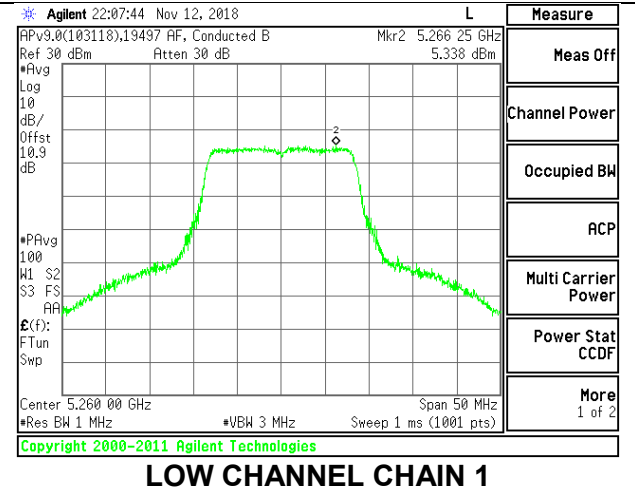
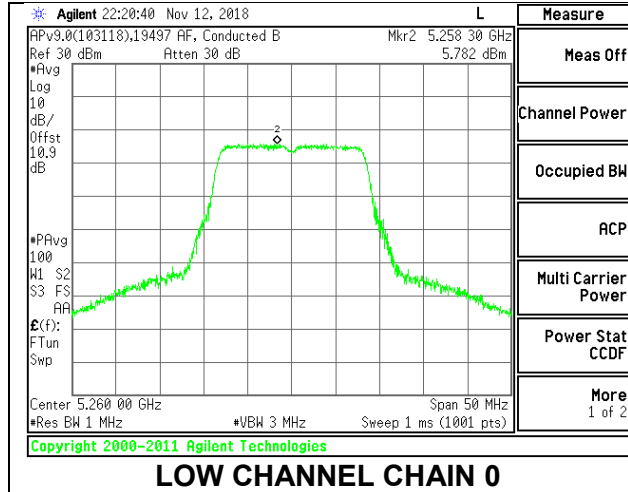
Output Power Results

Channel	Frequency (MHz)	Chain 0 Meas Power (dBm)	Chain 1 Meas Power (dBm)	Total Corr'd Power (dBm)	Power Limit (dBm)	Power Margin (dB)
Low	5260	17.26	16.20	19.77	24.00	-4.23
Mid	5300	15.22	14.69	17.97	24.00	-6.03
High	5320	15.39	15.17	18.29	24.00	-5.71

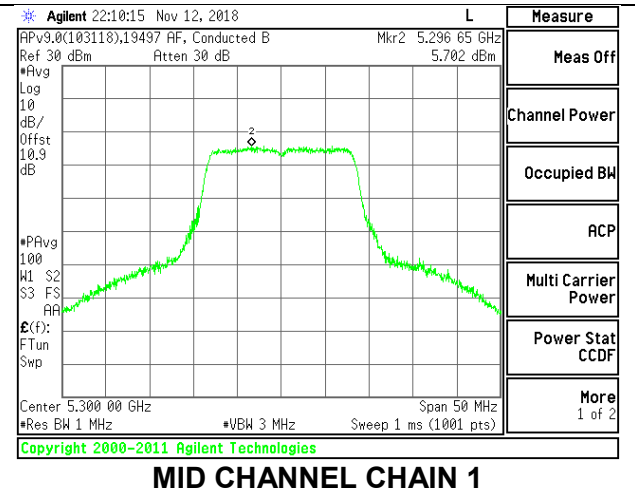
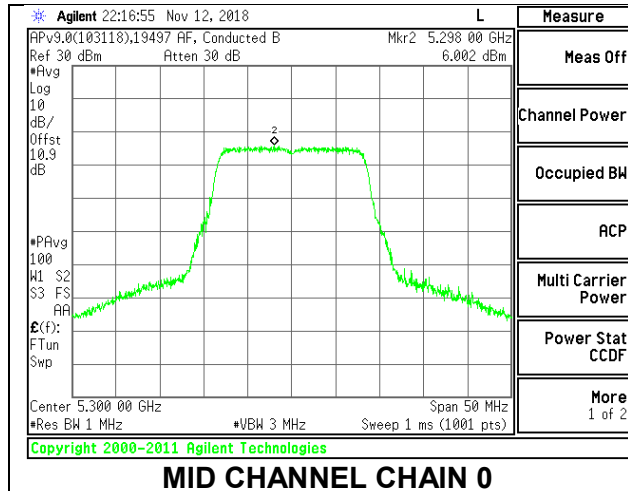
PSD Results

Channel	Frequency (MHz)	Chain 0 Meas PSD (dBm/1MHz)	Chain 1 Meas PSD (dBm/1MHz)	Total Corr'd PSD (dBm/1MHz)	PSD Limit (dBm/1MHz)	PSD Margin (dB)
Low	5260	5.782	5.338	8.87	11.00	-2.13
Mid	5300	6.002	5.702	9.15	11.00	-1.85
High	5320	5.821	5.991	9.21	11.00	-1.79

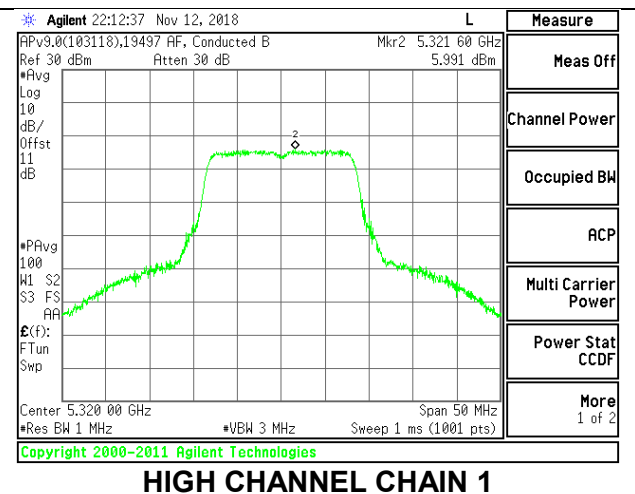
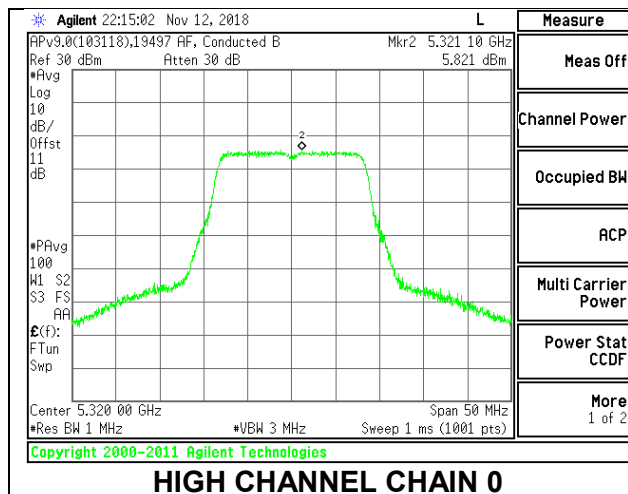
LOW CHANNEL



MID CHANNEL



HIGH CHANNEL



8.5.9. 802.11n HT20 MODE IN THE 5.3 GHz BAND

1TX SISO MODE

Bandwidth, Antenna Gain, and Limits

Channel	Frequency (MHz)	Min 26 dB BW (MHz)	Chain 0 Directional Gain for Power (dBi)	Chain 1 Directional Gain for Power (dBi)	Power Power Limit (dBm)
Low	5260	22.10	-4.00	-8.20	24.00
Mid	5300	22.15	-4.00	-8.20	24.00
High	5320	22.25	-4.00	-8.20	24.00

Output Power Results

Channel	Frequency (MHz)	Chain 0 Meas Power (dBm)	Chain 1 Meas Power (dBm)	Chain 0 Corr'd Power (dBm)	Chain 1 Corr'd Power (dBm)	Power Limit (dBm)	Power Margin (dB)
Low	5260	17.00	17.14	17.00	17.14	24.00	-6.86
Mid	5300	14.21	14.15	14.21	14.15	24.00	-9.79
High	5320	14.23	14.09	14.23	14.09	24.00	-9.77

2TX Antenna 1 + Antenna 2 CDD MODE

Bandwidth, Antenna Gain, and Limits

Channel	Frequency (MHz)	Min 26 dB BW (MHz)	Directional Gain for Power (dBi)	Directional Gain for PSD (dBi)	Power Limit (dBm)	PSD Limit (dBm/1MHz)
Low	5260	22.10	-5.61	-2.84	24.00	11.00
Mid	5300	22.15	-5.61	-2.84	24.00	11.00
High	5320	22.25	-5.61	-2.84	24.00	11.00

Duty Cycle CF (dB)	0.30	Included in Calculations of Corr'd PSD
---------------------------	------	---

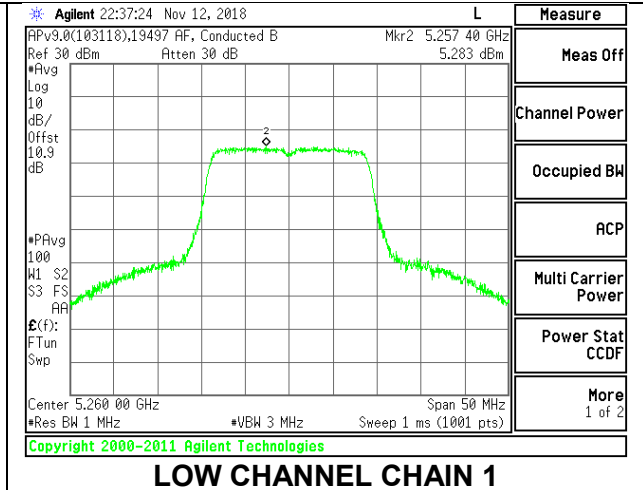
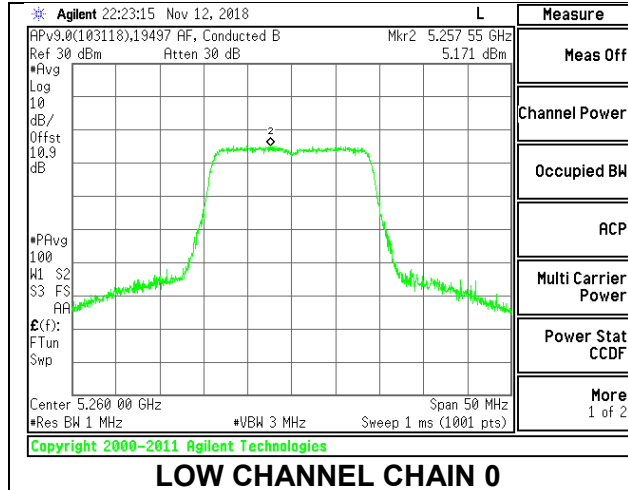
Output Power Results

Channel	Frequency (MHz)	Chain 0 Meas Power (dBm)	Chain 1 Meas Power (dBm)	Total Corr'd Power (dBm)	Power Limit (dBm)	Power Margin (dB)
Low	5260	17.17	17.34	20.27	24.00	-3.73
Mid	5300	14.49	14.23	17.37	24.00	-6.63
High	5320	14.47	14.27	17.38	24.00	-6.62

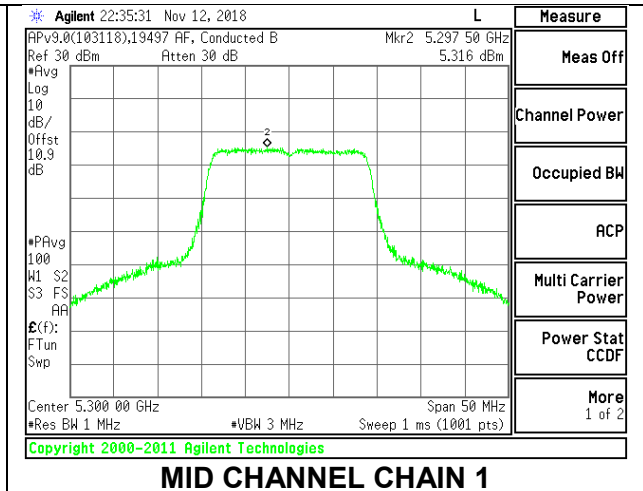
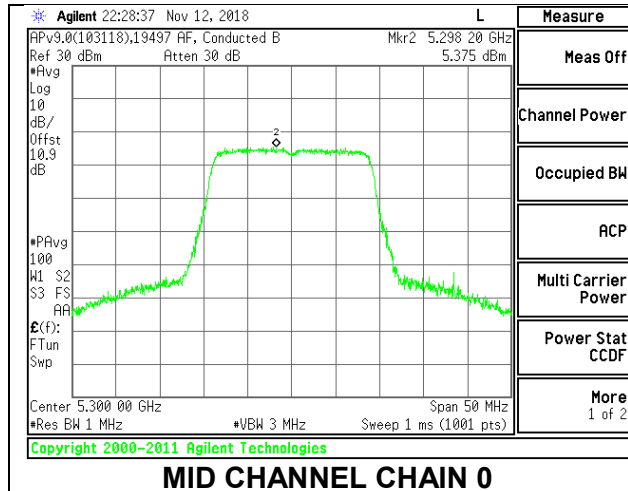
PSD Results

Channel	Frequency (MHz)	Chain 0 Meas PSD (dBm/1MHz)	Chain 1 Meas PSD (dBm/1MHz)	Total Corr'd PSD (dBm/1MHz)	PSD Limit (dBm/1MHz)	PSD Margin (dB)
Low	5260	5.782	5.338	8.88	11.00	-2.12
Mid	5300	6.002	5.702	9.16	11.00	-1.84
High	5320	5.821	5.991	9.22	11.00	-1.78

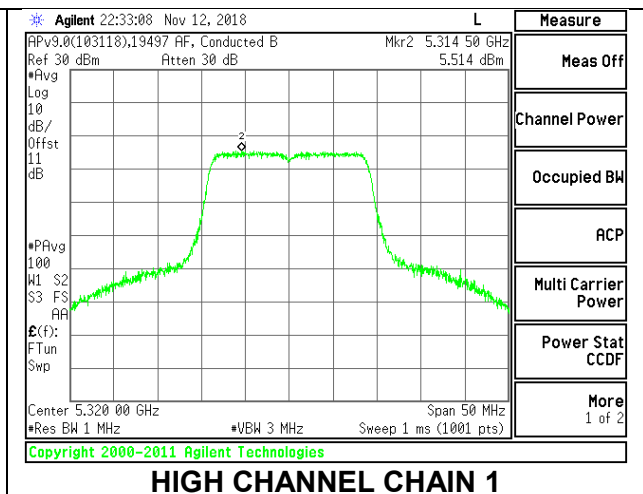
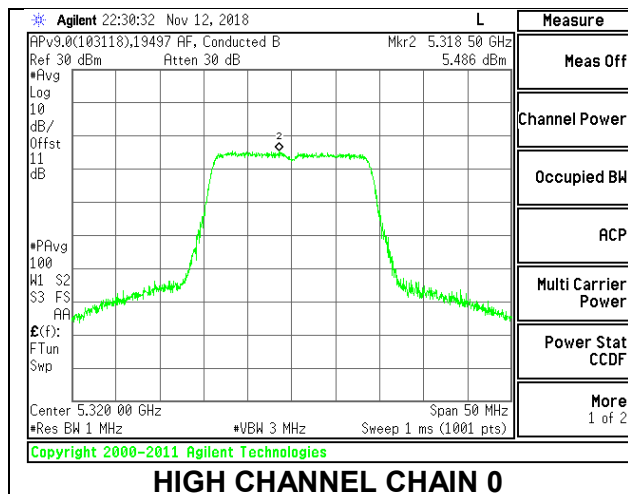
LOW CHANNEL



MID CHANNEL



HIGH CHANNEL



8.5.10. 802.11n HT40 MODE IN THE 5.3 GHz BAND

1TX SISO MODE

Bandwidth, Antenna Gain, and Limits

Channel	Frequency (MHz)	Min 26 dB BW (MHz)	Chain 0 Directional Gain for Power (dBi)	Chain 1 Directional Gain for Power (dBi)	Power Power Limit (dBm)
Low	5270	42.50	-4.00	-8.20	24.00
High	5310	42.70	-4.00	-8.20	24.00

Output Power Results

Channel	Frequency (MHz)	Chain 0 Meas Power (dBm)	Chain 1 Meas Power (dBm)	Chain 0 Corr'd Power (dBm)	Chain 1 Corr'd Power (dBm)	Power Limit (dBm)	Power Margin (dB)
Low	5270	15.67	15.02	15.67	15.02	24.00	-8.33
High	5310	15.83	15.13	15.83	15.13	24.00	-8.17

2TX Antenna 1 + Antenna 2 CDD MODE

Bandwidth, Antenna Gain, and Limits

Channel	Frequency (MHz)	Min 26 dB BW (MHz)	Directional Gain for Power (dBi)	Directional Gain for PSD (dBi)	Power Limit (dBm)	PSD Limit (dBm/1MHz)
Low	5270	42.50	-5.61	-2.84	24.00	11.00
High	5310	42.70	-5.61	-2.84	24.00	11.00

Duty Cycle CF (dB)	0.61	Included in Calculations of Corr'd PSD
---------------------------	------	---

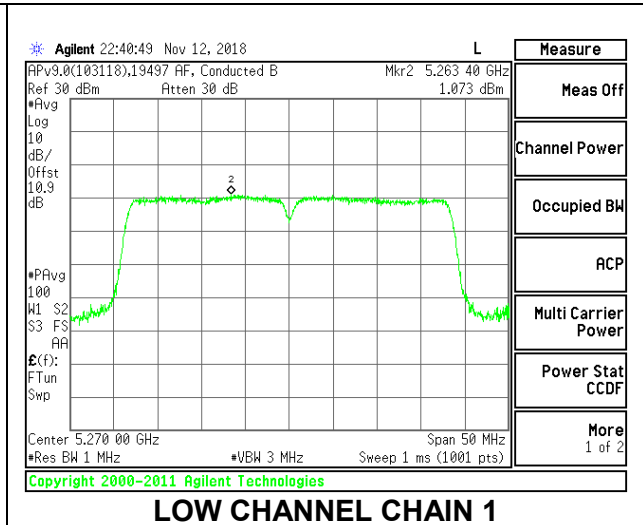
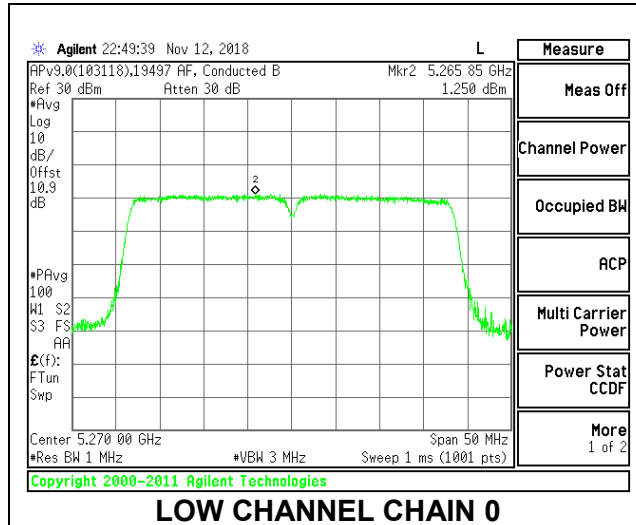
Output Power Results

Channel	Frequency (MHz)	Chain 0 Meas Power (dBm)	Chain 1 Meas Power (dBm)	Total Corr'd Power (dBm)	Power Limit (dBm)	Power Margin (dB)
Low	5270	15.98	15.20	18.62	24.00	-5.38
High	5310	15.98	15.21	18.62	24.00	-5.38

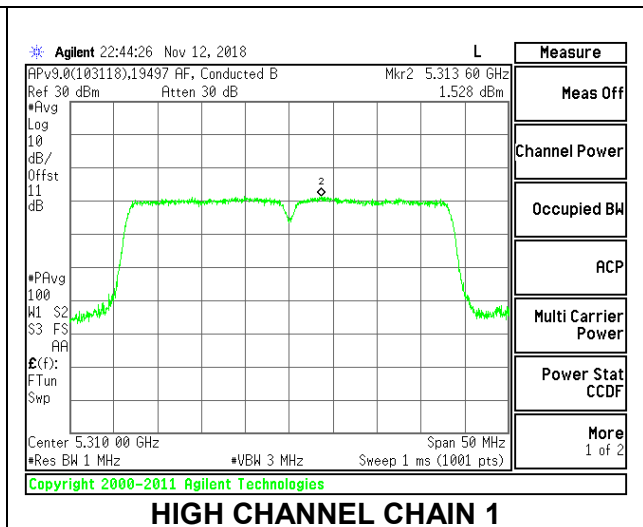
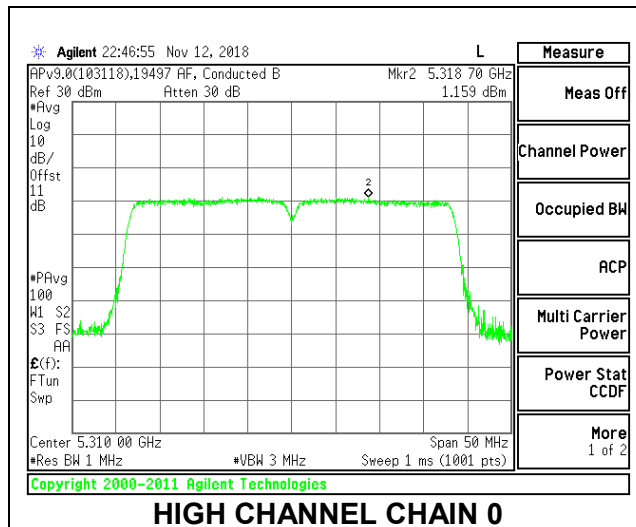
PSD Results

Channel	Frequency (MHz)	Chain 0 Meas PSD (dBm/1MHz)	Chain 1 Meas PSD (dBm/1MHz)	Total Corr'd PSD (dBm/1MHz)	PSD Limit (dBm/1MHz)	PSD Margin (dB)
Low	5270	1.250	1.073	4.78	11.00	-6.22
High	5310	1.159	1.528	4.97	11.00	-6.03

LOW CHANNEL



HIGH CHANNEL



8.5.11. 802.11ac VHT80 MODE IN THE 5.3 GHz BAND

1TX SISO MODE

Bandwidth, Antenna Gain, and Limits

Channel	Frequency (MHz)	Min 26 dB BW (MHz)	Chain 0 Directional Gain for Power (dBi)	Chain 1 Directional Gain for Power (dBi)	Power Power Limit (dBm)
Mid	5290	84.40	-4.00	-8.20	24.00

Output Power Results

Channel	Frequency (MHz)	Chain 0 Meas Power (dBm)	Chain 1 Meas Power (dBm)	Chain 0 Corr'd Power (dBm)	Chain 1 Corr'd Power (dBm)	Power Limit (dBm)	Power Margin (dB)
Mid	5290	14.66	13.79	14.66	13.79	24.00	-9.34

2TX Antenna 1 + Antenna 2 CDD MODE

Bandwidth, Antenna Gain, and Limits

Channel	Frequency (MHz)	Min 26 dB BW (MHz)	Directional Gain for Power (dBi)	Directional Gain for PSD (dBi)	Power Limit (dBm)	PSD Limit (dBm/1MHz)
Mid	5290	84.40	-5.61	-2.84	24.00	11.00

Duty Cycle CF (dB)	1.96	Included in Calculations of Corr'd PSD
---------------------------	------	---

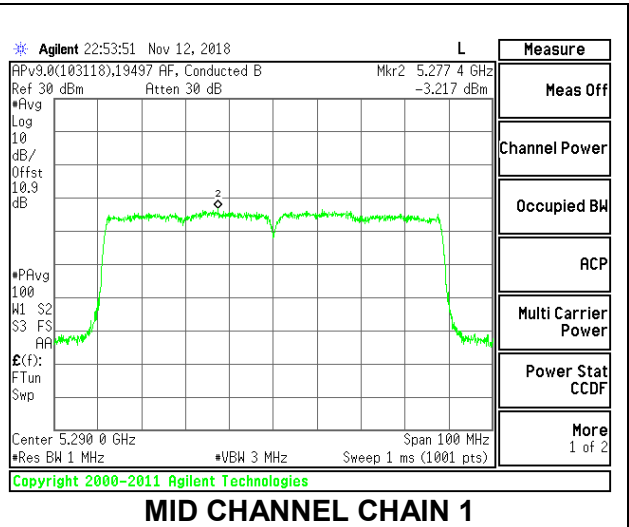
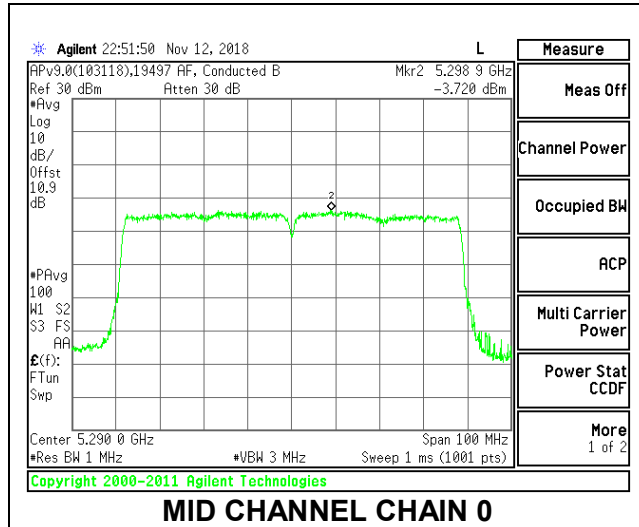
Output Power Results

Channel	Frequency (MHz)	Chain 0 Meas Power (dBm)	Chain 1 Meas Power (dBm)	Total Corr'd Power (dBm)	Power Limit (dBm)	Power Margin (dB)
Mid	5290	14.84	13.92	17.41	24.00	-6.59

PSD Results

Channel	Frequency (MHz)	Chain 0 Meas PSD (dBm/1MHz)	Chain 1 Meas PSD (dBm/1MHz)	Total Corr'd PSD (dBm/1MHz)	PSD Limit (dBm/1MHz)	PSD Margin (dB)
Mid	5290	-3.720	-3.217	1.51	11.00	-9.49

MID CHANNEL



8.5.12. 802.11ax HE20 MODE IN THE 5.3 GHz BAND

1TX SISO MODE

Bandwidth, Antenna Gain, and Limits

Channel	Frequency (MHz)	Min 26 dB BW (MHz)	Chain 0 Directional Gain for Power (dBi)	Chain 1 Directional Gain for Power (dBi)	Power Power Limit (dBm)
Low	5260	18.40	-4.00	-8.20	23.65
Mid	5300	18.45	-4.00	-8.20	23.66
High	5320	18.45	-4.00	-8.20	23.66

Output Power Results

Channel	Frequency (MHz)	Tone	RU Index	Chain 0 Meas Power (dBm)	Chain 1 Meas Power (dBm)	Chain 0 Corr'd Power (dBm)	Chain 1 Corr'd Power (dBm)	Power Limit (dBm)	Power Margin (dB)
Low	5260	SU	-	17.24	17.10	17.24	17.10	23.65	-6.41
			242T	61	17.68	17.64	17.68	17.64	23.65
		106T	53	15.21	14.61	15.21	14.61	23.65	-8.44
			54	15.09	14.72	15.09	14.72	23.65	-8.56
		52T	37	12.76	12.01	12.76	12.01	23.65	-10.89
			38	12.76	12.30	12.76	12.30	23.65	-10.89
			40	12.56	12.11	12.56	12.11	23.65	-11.09
		26T	0	9.49	9.17	9.49	9.17	23.65	-14.16
			4	9.42	9.33	9.42	9.33	23.65	-14.23
			8	9.60	9.18	9.60	9.18	23.65	-14.05
Mid	5300	SU	-	17.47	17.38	17.47	17.38	23.66	-6.19
			242T	61	17.58	17.55	17.58	17.55	23.66
		106T	53	15.39	14.50	15.39	14.50	23.66	-8.27
			54	15.19	14.86	15.19	14.86	23.66	-8.47
		52T	37	12.84	12.04	12.84	12.04	23.66	-10.82
			38	12.87	12.41	12.87	12.41	23.66	-10.79
			40	12.59	12.45	12.59	12.45	23.66	-11.07
		26T	0	9.43	9.22	9.43	9.22	23.66	-14.23
			4	9.86	9.64	9.86	9.64	23.66	-13.80
			8	9.57	9.27	9.57	9.27	23.66	-14.09
High	5320	SU	-	17.44	17.28	17.44	17.28	23.66	-6.22
			242T	61	17.72	17.61	17.72	17.61	23.66
		106T	53	15.21	14.53	15.21	14.53	23.66	-8.45
			54	14.99	14.56	14.99	14.56	23.66	-8.67
		52T	37	12.52	12.02	12.52	12.02	23.66	-11.14
			38	12.81	12.20	12.81	12.20	23.66	-10.85
			40	12.45	12.31	12.45	12.31	23.66	-11.21
		26T	0	9.39	9.10	9.39	9.10	23.66	-14.27
			4	9.55	9.21	9.55	9.21	23.66	-14.11
			8	9.33	9.11	9.33	9.11	23.66	-14.33

2TX Antenna 1 + Antenna 2 SU MODE

Bandwidth, Antenna Gain, and Limits

Channel	Frequency (MHz)	Min 26 dB BW (MHz)	Directional Gain for Power (dBi)	Power Limit (dBm)
Low	5260	21.80	-5.61	24.00
Mid	5300	21.90	-5.61	24.00
High	5320	21.85	-5.61	24.00

Output Power Results

Channel	Frequency (MHz)	Chain 0 Meas Power (dBm)	Chain 1 Meas Power (dBm)	Total Corr'd Power (dBm)	Power Limit (dBm)	Power Margin (dB)
Low	5260	17.51	17.43	20.48	24.00	-3.52
Mid	5300	17.58	17.52	20.56	24.00	-3.44
High	5320	17.55	17.49	20.53	24.00	-3.47

2TX Antenna 1 + Antenna 2 OFDMA MODE – 242-Tones, RU Index 61

Bandwidth, Antenna Gain, and Limits

Channel	Frequency (MHz)	Min 26 dB BW (MHz)	Directional Gain for Power (dBi)	Directional Gain for PSD (dBi)	Power Limit (dBm)	PSD Limit (dBm/1MHz)
Low	5260	21.80	-5.61	-2.84	24.00	11.00
Mid	5300	21.90	-5.61	-2.84	24.00	11.00
High	5320	21.85	-5.61	-2.84	24.00	11.00

Duty Cycle CF (dB)	0.67	Included in Calculations of Corr'd PSD
---------------------------	------	---

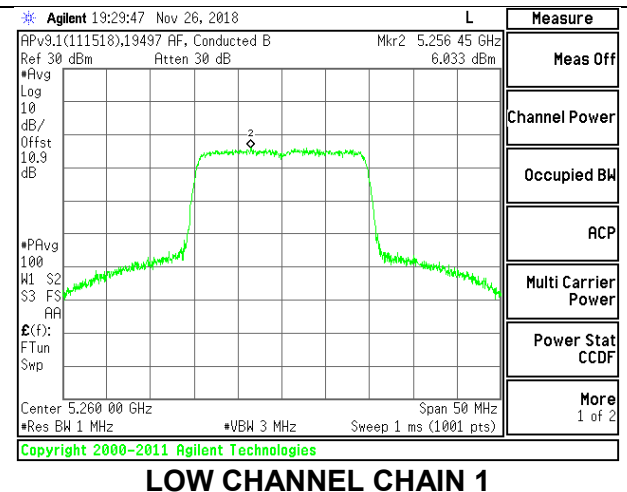
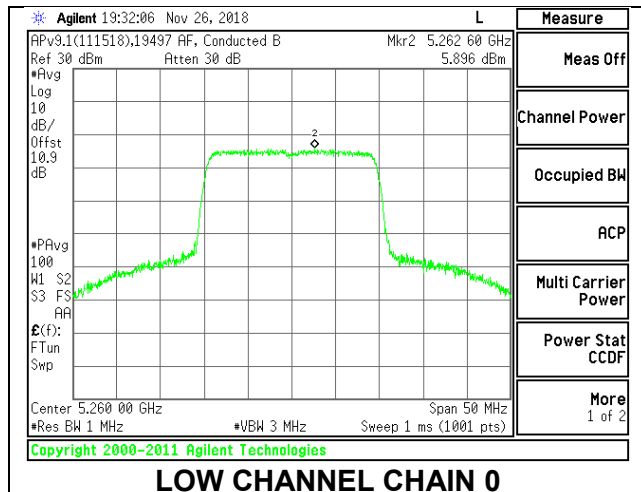
Output Power Results

Channel	Frequency (MHz)	Chain 0 Meas Power (dBm)	Chain 1 Meas Power (dBm)	Total Corr'd Power (dBm)	Power Limit (dBm)	Power Margin (dB)
Low	5260	17.75	17.66	20.72	24.00	-3.28
Mid	5300	17.67	17.60	20.65	24.00	-3.35
High	5320	17.79	17.64	20.73	24.00	-3.27

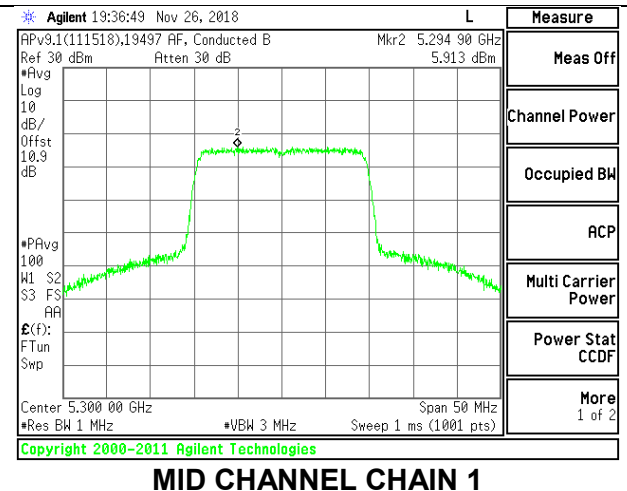
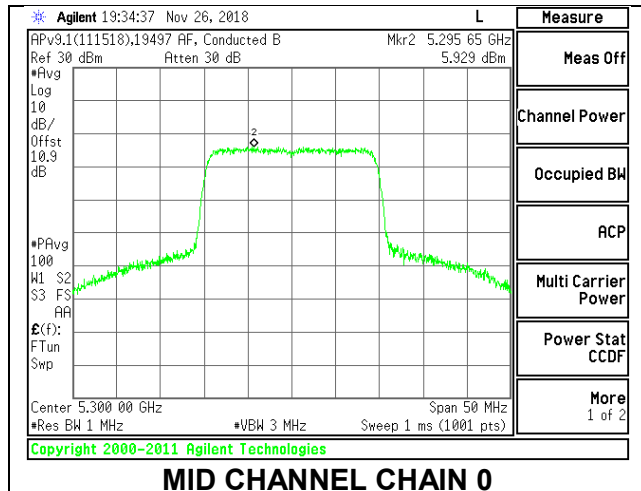
PSD Results

Channel	Frequency (MHz)	Chain 0 Meas PSD (dBm/1MHz)	Chain 1 Meas PSD (dBm/1MHz)	Total Corr'd PSD (dBm/1MHz)	PSD Limit (dBm/1MHz)	PSD Margin (dB)
Low	5260	5.896	6.033	9.65	11.00	-1.35
Mid	5300	5.929	5.913	9.60	11.00	-1.40
High	5320	6.260	6.521	10.07	11.00	-0.93

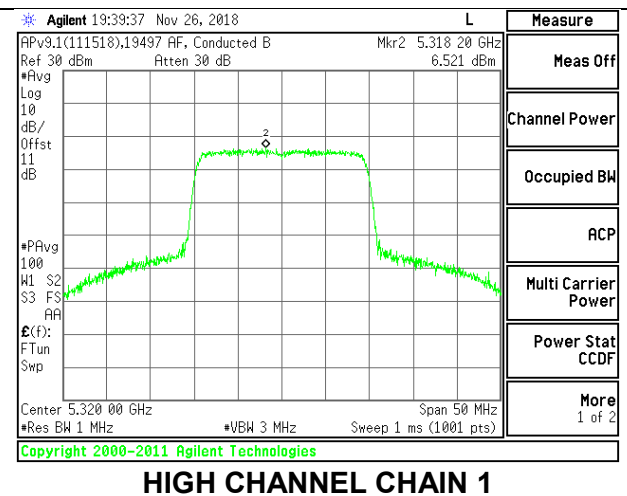
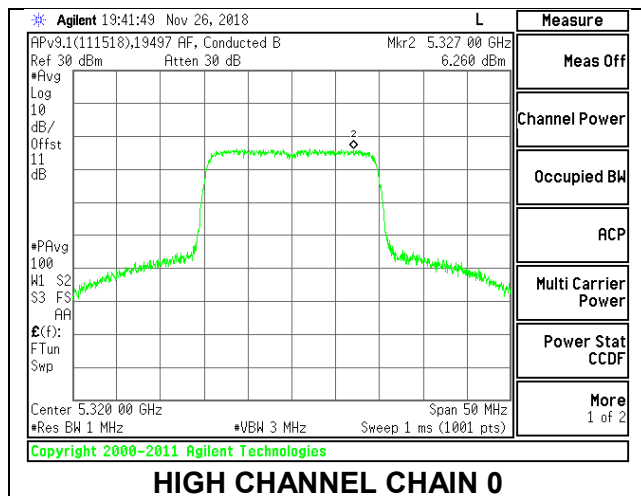
LOW CHANNEL



MID CHANNEL



HIGH CHANNEL



2TX Antenna 1 + Antenna 2 OFDMA MODE – 106-Tones, RU Index 53

Bandwidth, Antenna Gain, and Limits

Channel	Frequency (MHz)	Min 26 dB BW (MHz)	Directional Gain for Power (dBi)	Directional Gain for PSD (dBi)	Power Limit (dBm)	PSD Limit (dBm/1MHz)
Low	5260	20.55	-5.61	-2.84	24.00	11.00
Mid	5300	20.50	-5.61	-2.84	24.00	11.00
High	5320	20.40	-5.61	-2.84	24.00	11.00

Duty Cycle CF (dB)	0.33	Included in Calculations of Corr'd PSD
---------------------------	------	---

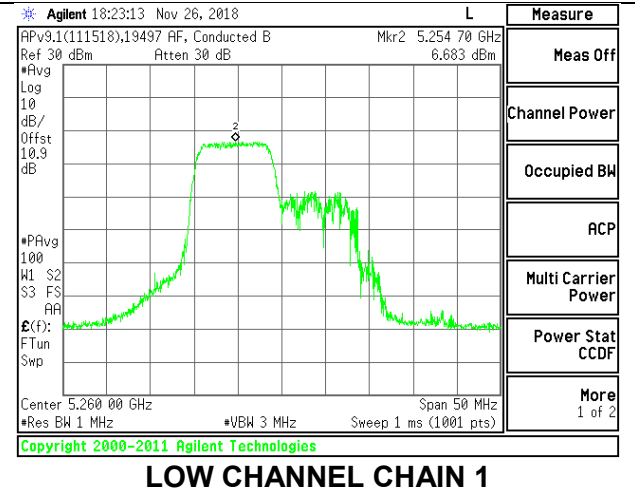
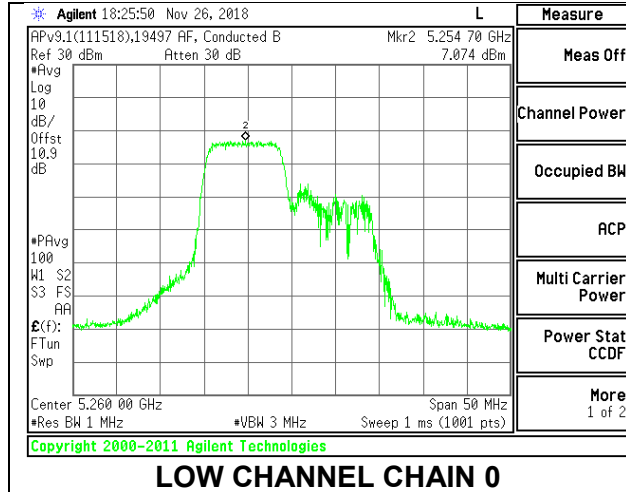
Output Power Results

Channel	Frequency (MHz)	Chain 0 Meas Power (dBm)	Chain 1 Meas Power (dBm)	Total Corr'd Power (dBm)	Power Limit (dBm)	Power Margin (dB)
Low	5260	15.25	14.64	17.97	24.00	-6.03
Mid	5300	15.42	14.52	18.00	24.00	-6.00
High	5320	15.31	14.66	18.01	24.00	-5.99

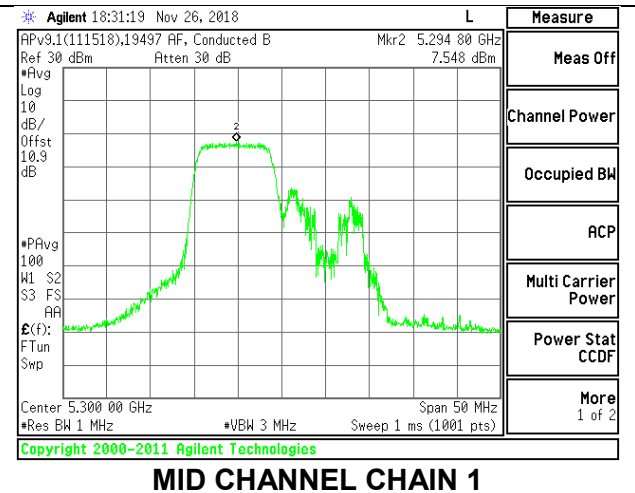
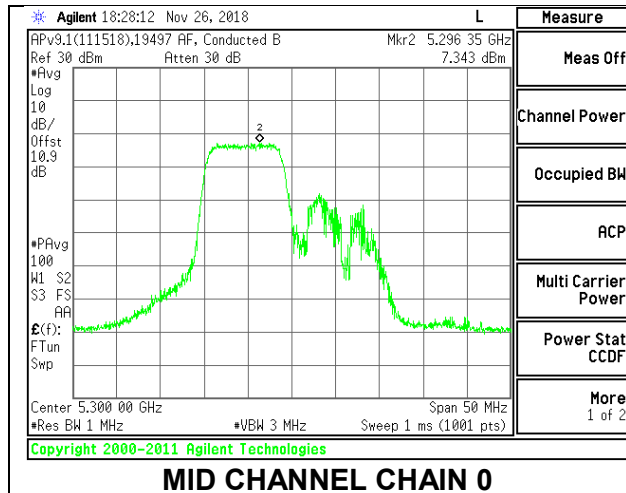
PSD Results

Channel	Frequency (MHz)	Chain 0 Meas PSD (dBm/1MHz)	Chain 1 Meas PSD (dBm/1MHz)	Total Corr'd PSD (dBm/1MHz)	PSD Limit (dBm/1MHz)	PSD Margin (dB)
Low	5260	7.074	6.683	10.22	11.00	-0.78
Mid	5300	7.343	7.548	10.79	11.00	-0.21
High	5320	7.433	7.316	10.72	11.00	-0.28

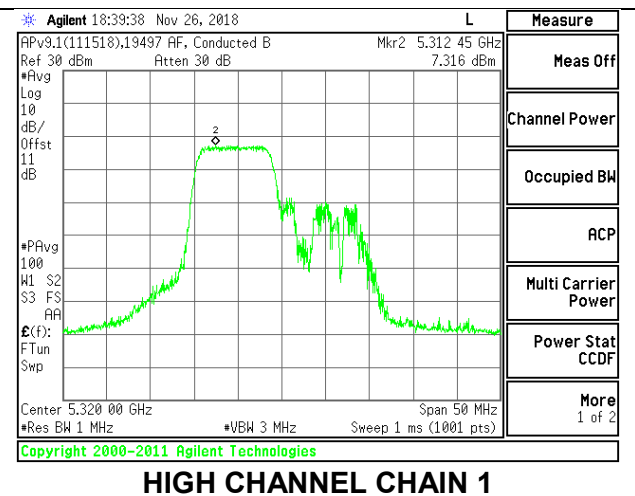
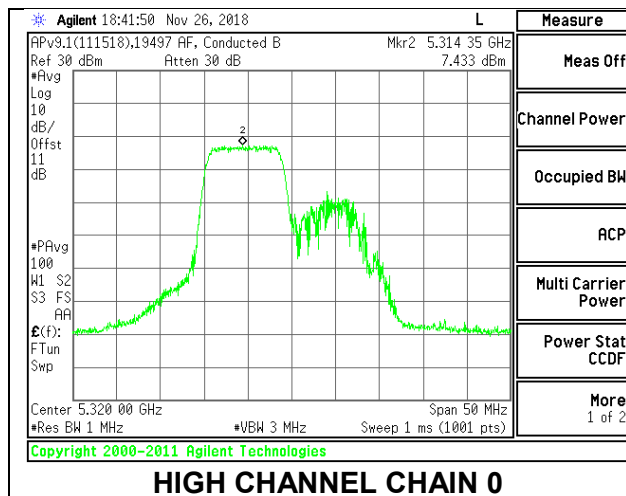
LOW CHANNEL



MID CHANNEL



HIGH CHANNEL



2TX Antenna 1 + Antenna 2 OFDMA MODE – 106-Tones, RU Index 54

Bandwidth, Antenna Gain, and Limits

Channel	Frequency (MHz)	Min 26 dB BW (MHz)	Directional Gain for Power (dBi)	Directional Gain for PSD (dBi)	Power Limit (dBm)	PSD Limit (dBm/1MHz)
Low	5260	20.80	-5.61	-2.84	24.00	11.00
Mid	5300	20.75	-5.61	-2.84	24.00	11.00
High	5320	20.70	-5.61	-2.84	24.00	11.00

Duty Cycle CF (dB)	0.33	Included in Calculations of Corr'd PSD
---------------------------	------	---

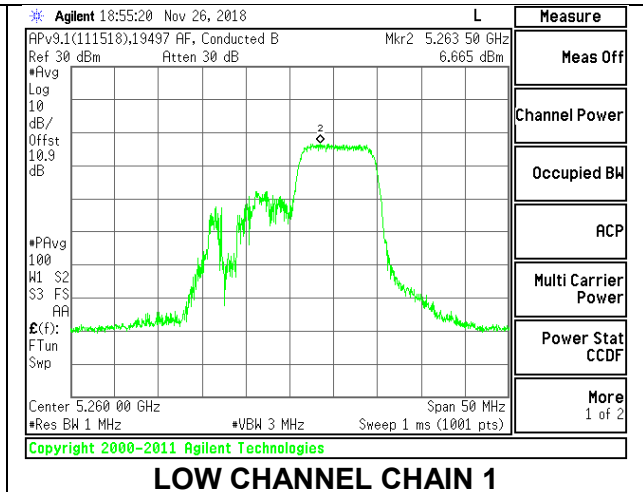
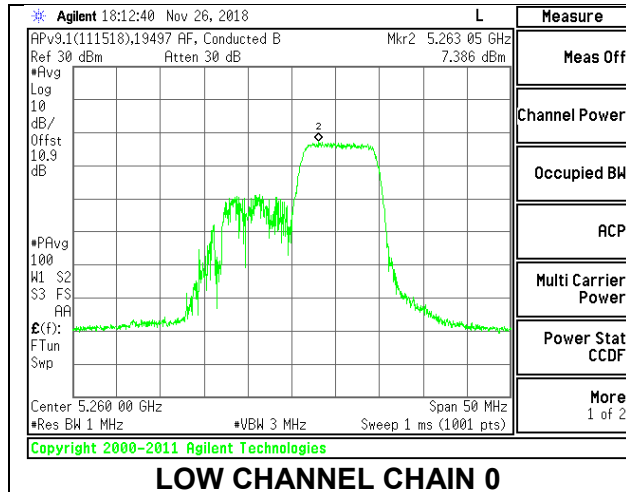
Output Power Results

Channel	Frequency (MHz)	Chain 0 Meas Power (dBm)	Chain 1 Meas Power (dBm)	Total Corr'd Power (dBm)	Power Limit (dBm)	Power Margin (dB)
Low	5260	15.14	14.85	18.01	24.00	-5.99
Mid	5300	15.24	14.90	18.08	24.00	-5.92
High	5320	15.09	14.60	17.86	24.00	-6.14

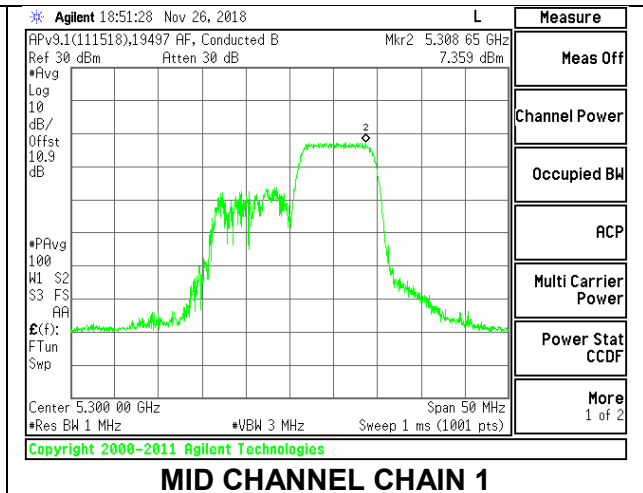
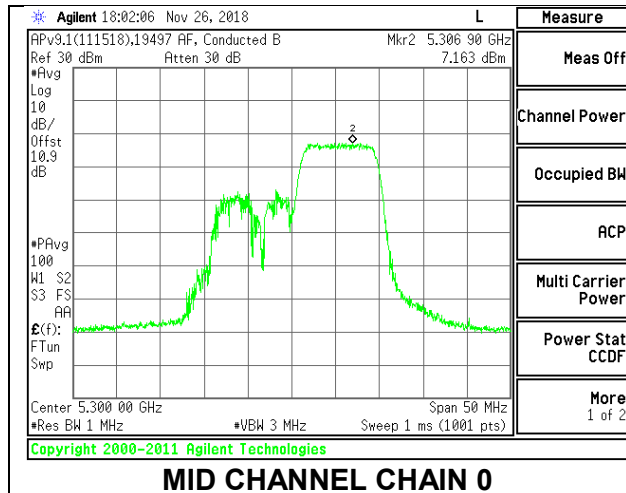
PSD Results

Channel	Frequency (MHz)	Chain 0 Meas PSD (dBm/1MHz)	Chain 1 Meas PSD (dBm/1MHz)	Total Corr'd PSD (dBm/1MHz)	PSD Limit (dBm/1MHz)	PSD Margin (dB)
Low	5260	7.386	6.665	10.38	11.00	-0.62
Mid	5300	7.163	7.359	10.60	11.00	-0.40
High	5320	7.070	7.543	10.65	11.00	-0.35

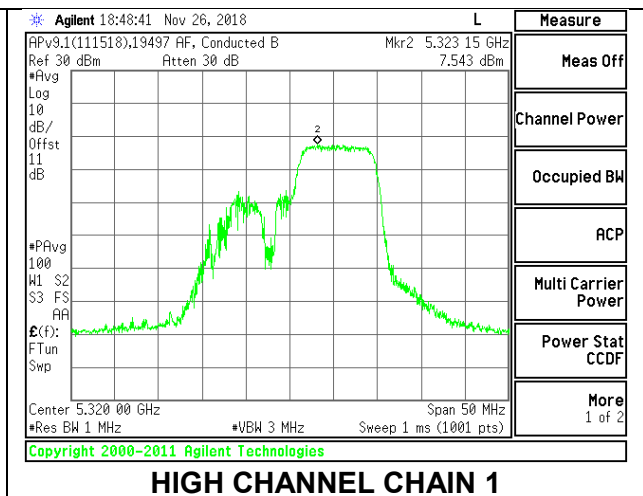
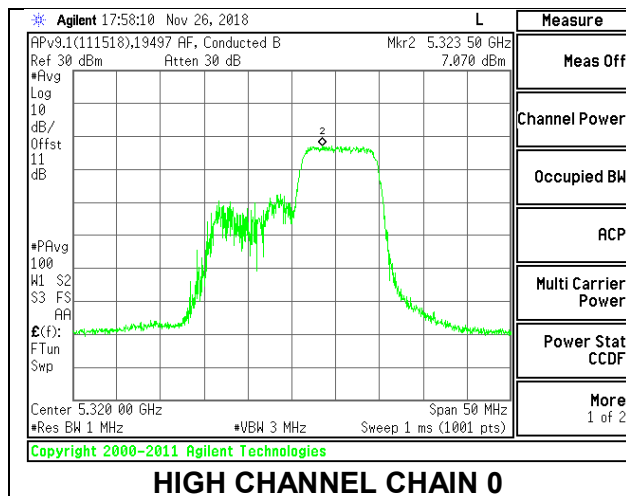
LOW CHANNEL



MID CHANNEL



HIGH CHANNEL



2TX Antenna 1 + Antenna 2 OFDMA MODE – 52-Tones, RU Index 37

Bandwidth, Antenna Gain, and Limits

Channel	Frequency (MHz)	Min 26 dB BW (MHz)	Directional Gain for Power (dBi)	Directional Gain for PSD (dBi)	Power Limit (dBm)	PSD Limit (dBm/1MHz)
Low	5260	20.15	-5.61	-2.84	24.00	11.00
Mid	5300	20.25	-5.61	-2.84	24.00	11.00
High	5320	20.35	-5.61	-2.84	24.00	11.00

Duty Cycle CF (dB)	0.17	Included in Calculations of Corr'd PSD
---------------------------	------	---

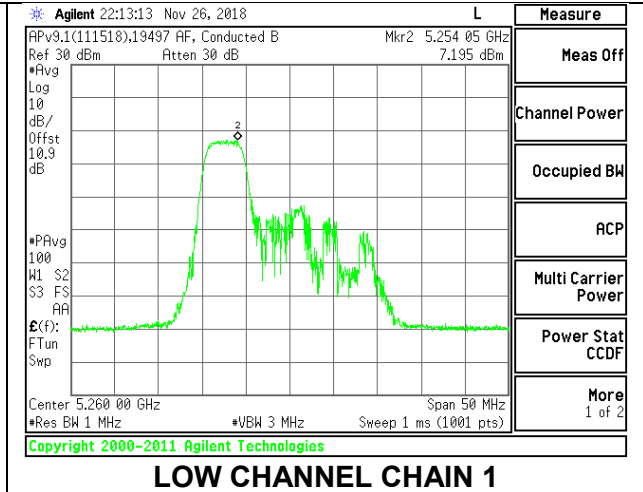
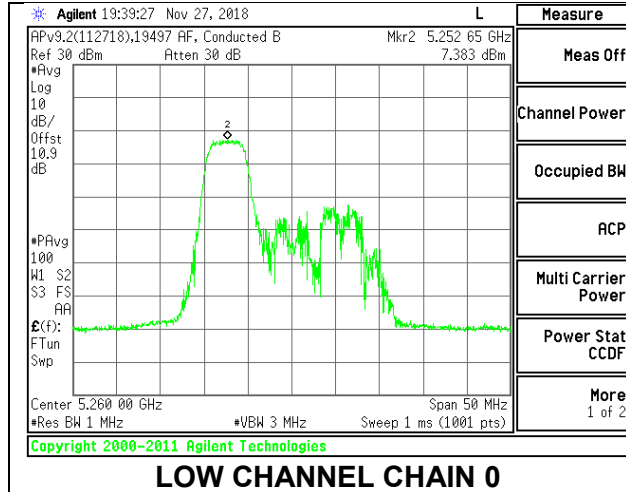
Output Power Results

Channel	Frequency (MHz)	Chain 0 Meas Power (dBm)	Chain 1 Meas Power (dBm)	Total Corr'd Power (dBm)	Power Limit (dBm)	Power Margin (dB)
Low	5260	12.91	12.08	15.53	24.00	-8.47
Mid	5300	12.95	12.24	15.62	24.00	-8.38
High	5320	12.84	12.14	15.51	24.00	-8.49

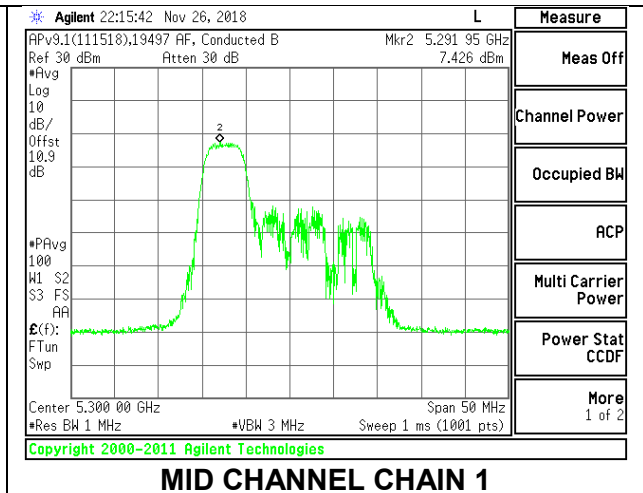
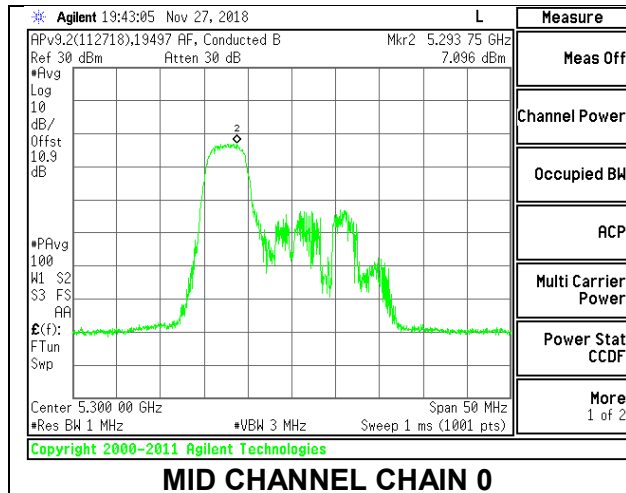
PSD Results

Channel	Frequency (MHz)	Chain 0 Meas PSD (dBm/1MHz)	Chain 1 Meas PSD (dBm/1MHz)	Total Corr'd PSD (dBm/1MHz)	PSD Limit (dBm/1MHz)	PSD Margin (dB)
Low	5260	7.383	7.195	10.47	11.00	-0.53
Mid	5300	7.096	7.426	10.44	11.00	-0.56
High	5320	6.994	7.392	10.38	11.00	-0.62

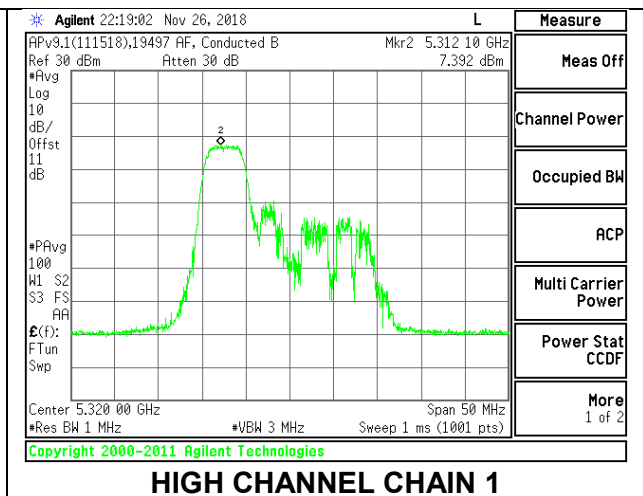
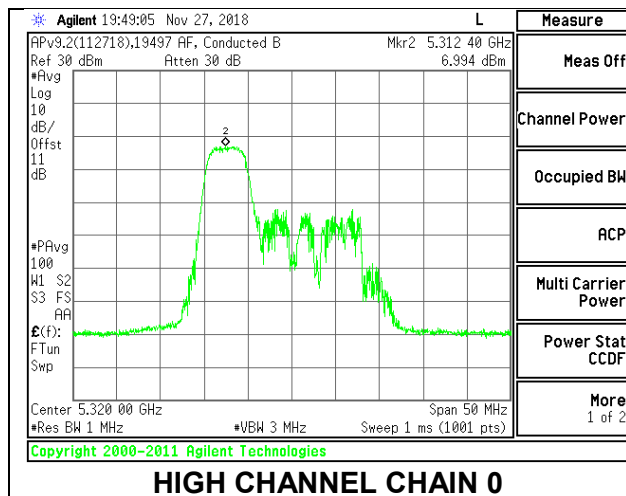
LOW CHANNEL



MID CHANNEL



HIGH CHANNEL



2TX Antenna 1 + Antenna 2 OFDMA MODE – 52-Tones, RU Index 38

Bandwidth, Antenna Gain, and Limits

Channel	Frequency (MHz)	Min 26 dB BW (MHz)	Directional Gain for Power (dBi)	Directional Gain for PSD (dBi)	Power Limit (dBm)	PSD Limit (dBm/1MHz)
Low	5260	19.10	-5.61	-2.84	23.81	11.00
Mid	5300	18.85	-5.61	-2.84	23.75	11.00
High	5320	18.90	-5.61	-2.84	23.76	11.00

Duty Cycle CF (dB)	0.17	Included in Calculations of Corr'd PSD
---------------------------	------	---

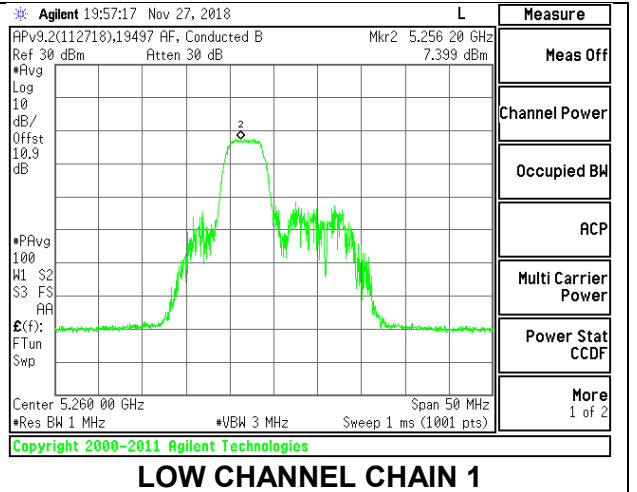
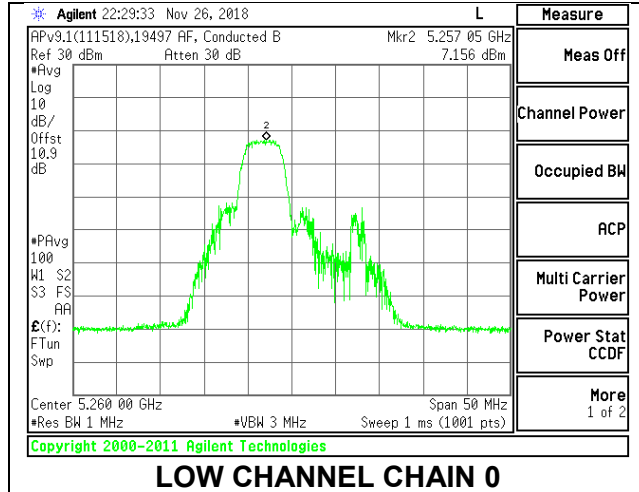
Output Power Results

Channel	Frequency (MHz)	Chain 0 Meas Power (dBm)	Chain 1 Meas Power (dBm)	Total Corr'd Power (dBm)	Power Limit (dBm)	Power Margin (dB)
Low	5260	13.07	12.37	15.74	23.81	-8.07
Mid	5300	12.95	12.46	15.72	23.75	-8.03
High	5320	13.02	12.27	15.67	23.76	-8.09

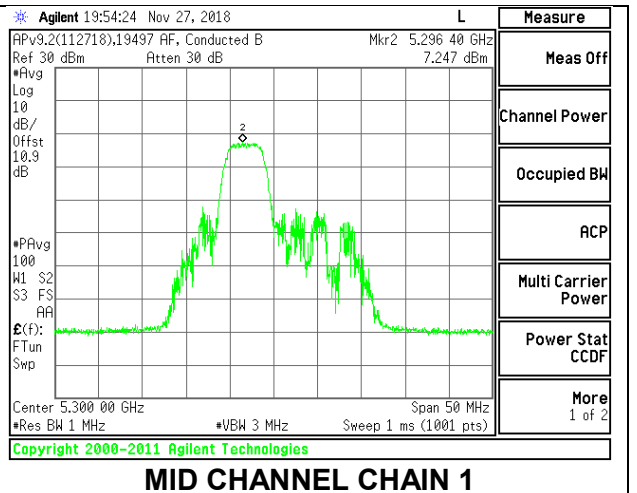
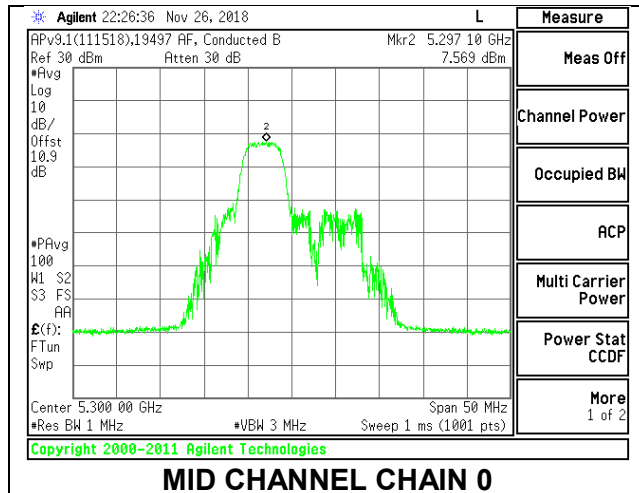
PSD Results

Channel	Frequency (MHz)	Chain 0 Meas PSD (dBm/1MHz)	Chain 1 Meas PSD (dBm/1MHz)	Total Corr'd PSD (dBm/1MHz)	PSD Limit (dBm/1MHz)	PSD Margin (dB)
Low	5260	7.156	7.399	10.46	11.00	-0.54
Mid	5300	7.569	7.247	10.59	11.00	-0.41
High	5320	7.725	7.541	10.81	11.00	-0.19

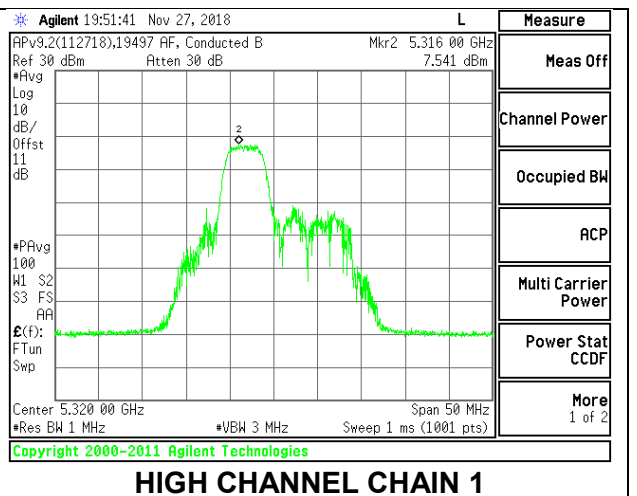
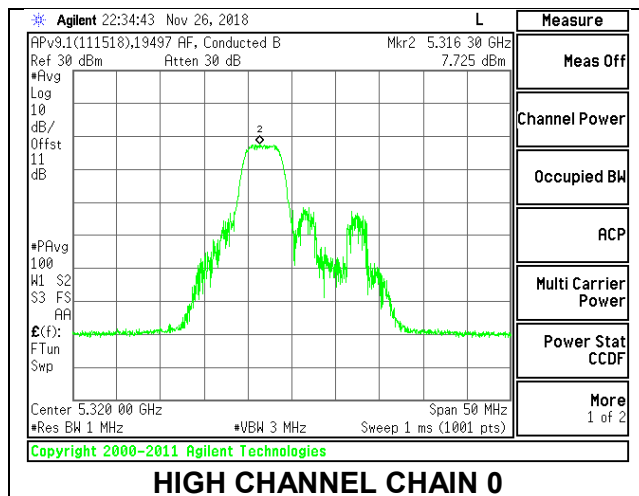
LOW CHANNEL



MID CHANNEL



HIGH CHANNEL



2TX Antenna 1 + Antenna 2 OFDMA MODE – 52-Tones, RU Index 40

Bandwidth, Antenna Gain, and Limits

Channel	Frequency (MHz)	Min 26 dB BW (MHz)	Directional Gain for Power (dBi)	Directional Gain for PSD (dBi)	Power Limit (dBm)	PSD Limit (dBm/1MHz)
Low	5260	20.40	-5.61	-2.84	24.00	11.00
Mid	5300	20.40	-5.61	-2.84	24.00	11.00
High	5320	20.45	-5.61	-2.84	24.00	11.00

Duty Cycle CF (dB)	0.17	Included in Calculations of Corr'd PSD
---------------------------	------	---

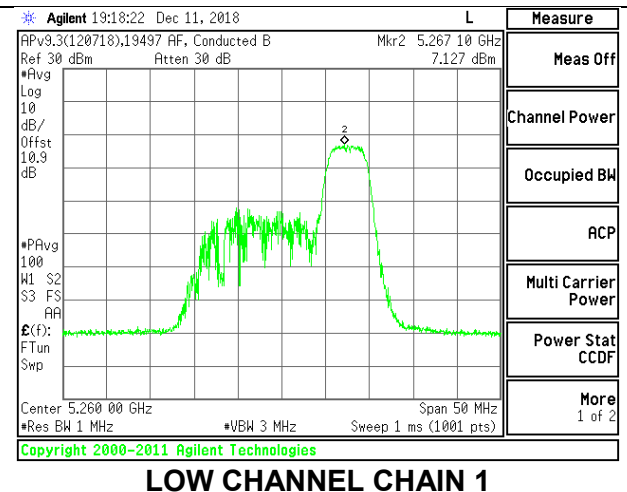
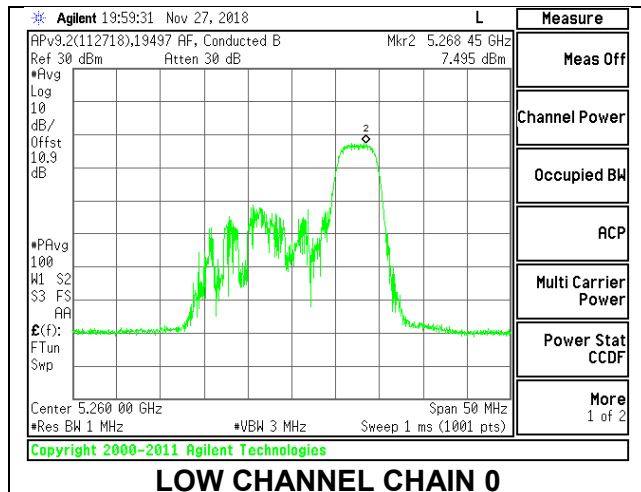
Output Power Results

Channel	Frequency (MHz)	Chain 0 Meas Power (dBm)	Chain 1 Meas Power (dBm)	Total Corr'd Power (dBm)	Power Limit (dBm)	Power Margin (dB)
Low	5260	12.77	12.16	15.49	24.00	-8.51
Mid	5300	12.78	12.48	15.64	24.00	-8.36
High	5320	12.68	12.37	15.54	24.00	-8.46

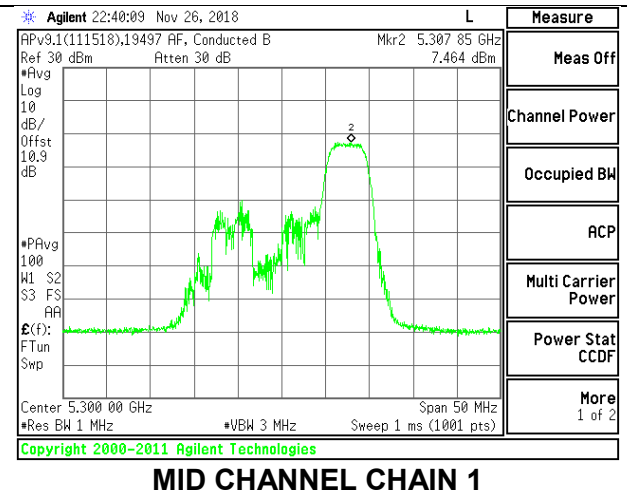
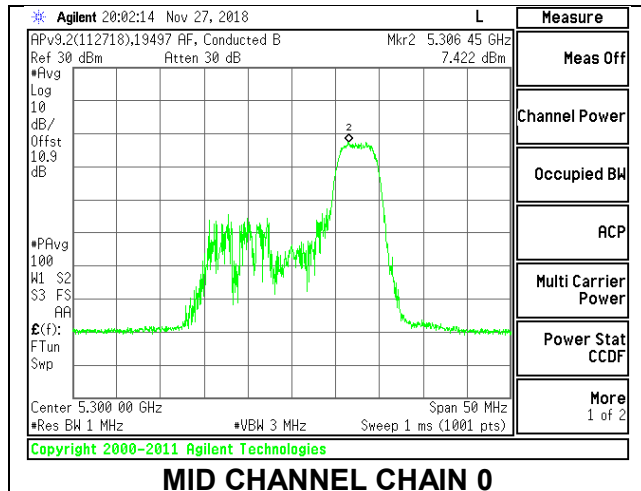
PSD Results

Channel	Frequency (MHz)	Chain 0 Meas PSD (dBm/1MHz)	Chain 1 Meas PSD (dBm/1MHz)	Total Corr'd PSD (dBm/1MHz)	PSD Limit (dBm/1MHz)	PSD Margin (dB)
Low	5260	7.495	7.127	10.50	11.00	-0.50
Mid	5300	7.422	7.464	10.62	11.00	-0.38
High	5320	7.198	7.553	10.56	11.00	-0.44

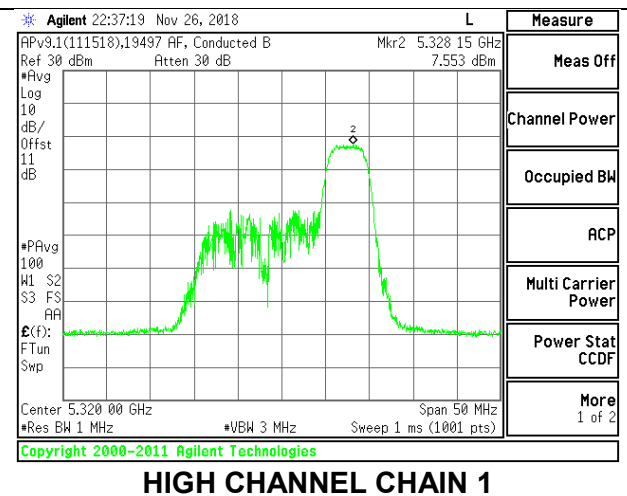
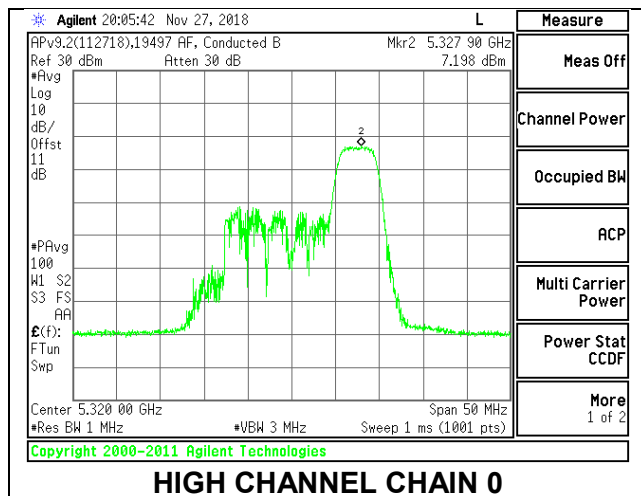
LOW CHANNEL



MID CHANNEL



HIGH CHANNEL



2TX Antenna 1 + Antenna 2 OFDMA MODE – 26-Tones, RU Index 0

Bandwidth, Antenna Gain, and Limits

Channel	Frequency (MHz)	Min 26 dB BW (MHz)	Directional Gain for Power (dBi)	Directional Gain for PSD (dBi)	Power Limit (dBm)	PSD Limit (dBm/1MHz)
Low	5260	20.00	-5.61	-2.84	24.00	11.00
Mid	5300	20.10	-5.61	-2.84	24.00	11.00
High	5320	20.00	-5.61	-2.84	24.00	11.00

Duty Cycle CF (dB)	0.12	Included in Calculations of Corr'd PSD
---------------------------	------	---

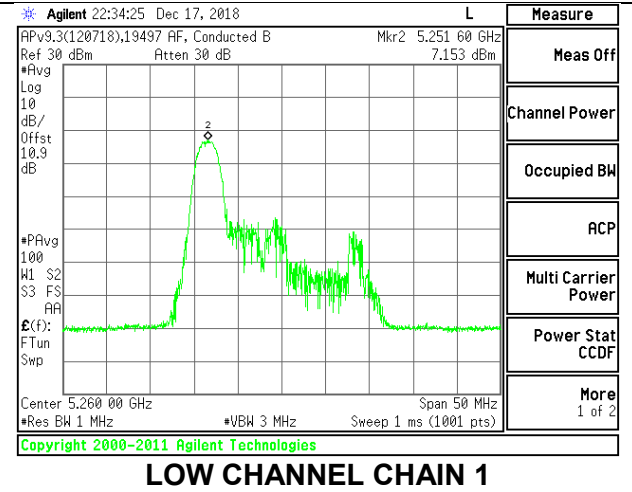
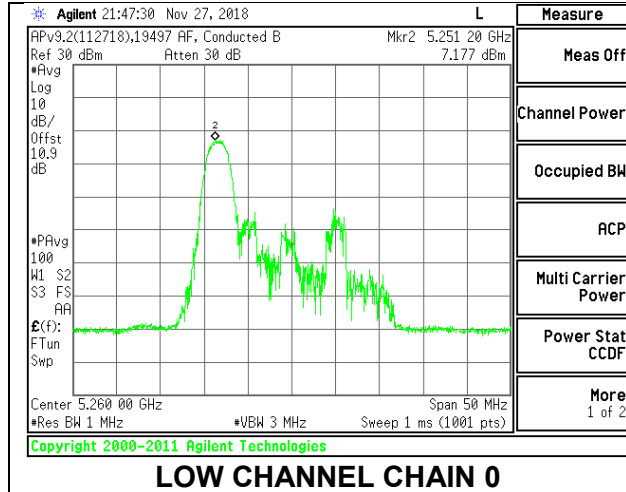
Output Power Results

Channel	Frequency (MHz)	Chain 0 Meas Power (dBm)	Chain 1 Meas Power (dBm)	Total Corr'd Power (dBm)	Power Limit (dBm)	Power Margin (dB)
Low	5260	9.57	9.57	12.58	24.00	-11.42
Mid	5300	9.60	9.36	12.49	24.00	-11.51
High	5320	9.61	9.19	12.42	24.00	-11.58

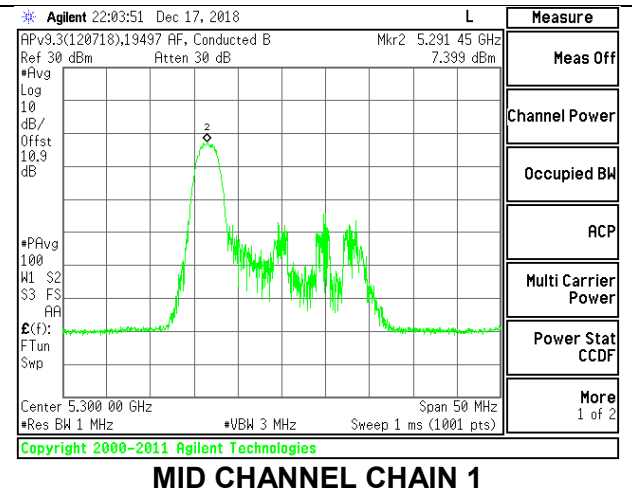
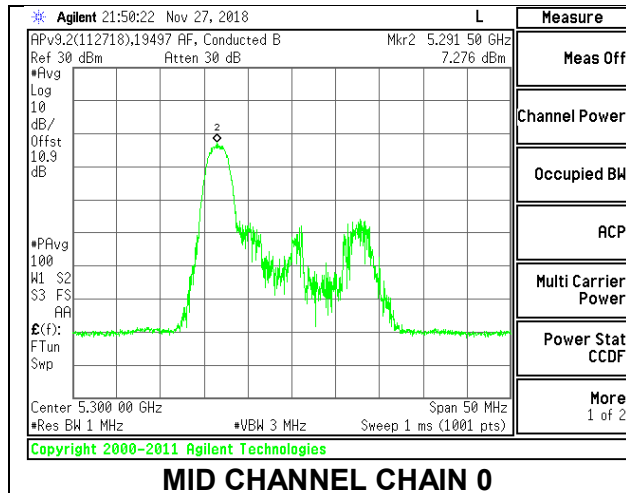
PSD Results

Channel	Frequency (MHz)	Chain 0 Meas PSD (dBm/1MHz)	Chain 1 Meas PSD (dBm/1MHz)	Total Corr'd PSD (dBm/1MHz)	PSD Limit (dBm/1MHz)	PSD Margin (dB)
Low	5260	7.177	7.153	10.30	11.00	-0.70
Mid	5300	7.276	7.399	10.47	11.00	-0.53
High	5320	7.178	7.444	10.44	11.00	-0.56

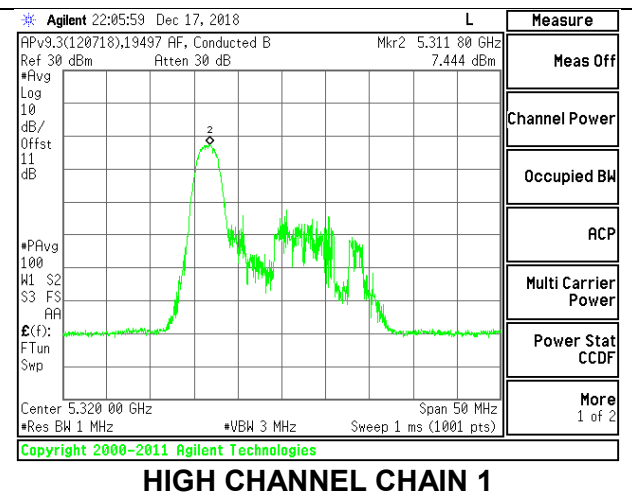
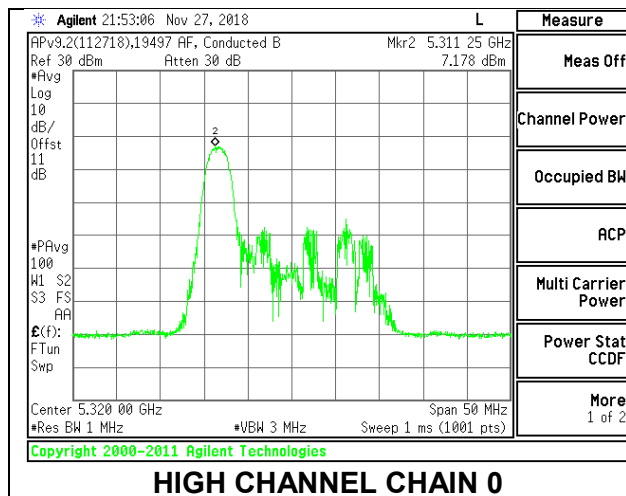
LOW CHANNEL



MID CHANNEL



HIGH CHANNEL



2TX Antenna 1 + Antenna 2 OFDMA MODE – 26-Tones, RU Index 4

Bandwidth, Antenna Gain, and Limits

Channel	Frequency (MHz)	Min 26 dB BW (MHz)	Directional Gain for Power (dBi)	Directional Gain for PSD (dBi)	Power Limit (dBm)	PSD Limit (dBm/1MHz)
Low	5260	18.40	-5.61	-2.84	23.65	11.00
Mid	5300	18.45	-5.61	-2.84	23.66	11.00
High	5320	18.45	-5.61	-2.84	23.66	11.00

Duty Cycle CF (dB)	0.12	Included in Calculations of Corr'd PSD
---------------------------	------	---

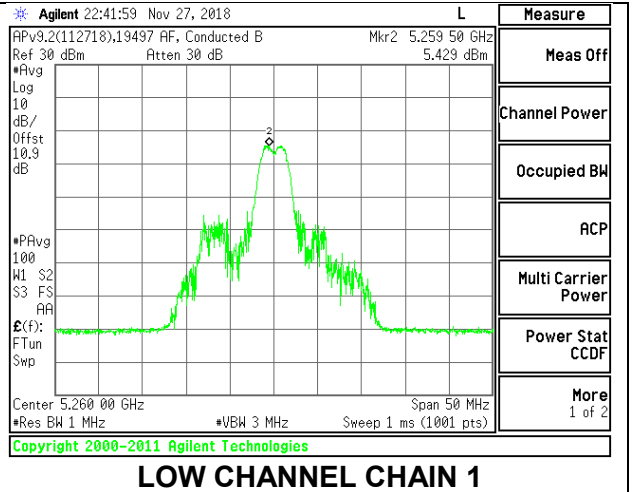
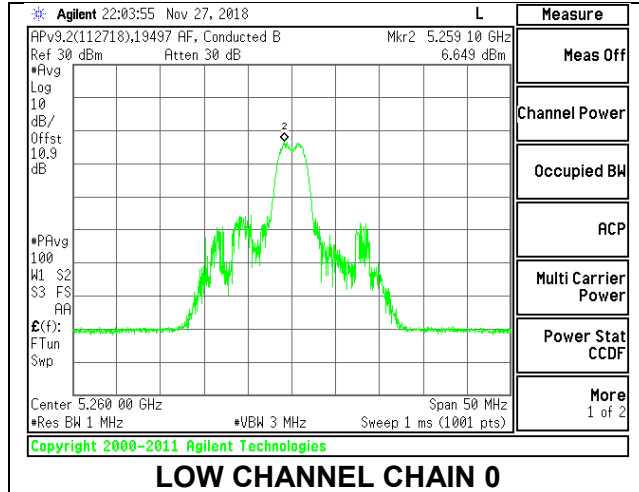
Output Power Results

Channel	Frequency (MHz)	Chain 0 Meas Power (dBm)	Chain 1 Meas Power (dBm)	Total Corr'd Power (dBm)	Power Limit (dBm)	Power Margin (dB)
Low	5260	9.57	9.42	12.51	23.65	-11.14
Mid	5300	9.98	9.73	12.87	23.66	-10.79
High	5320	9.72	9.34	12.54	23.66	-11.12

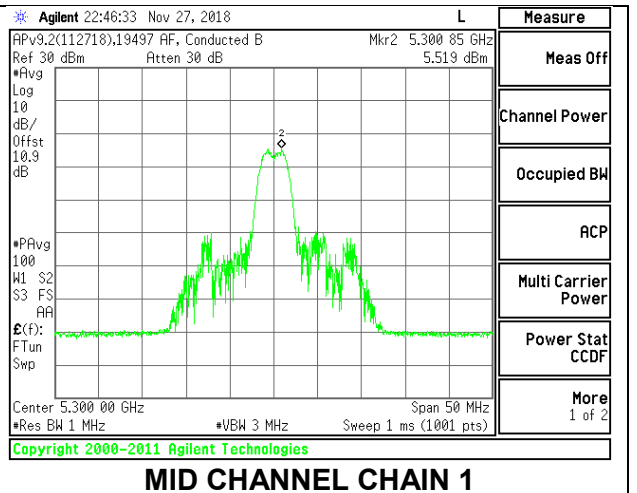
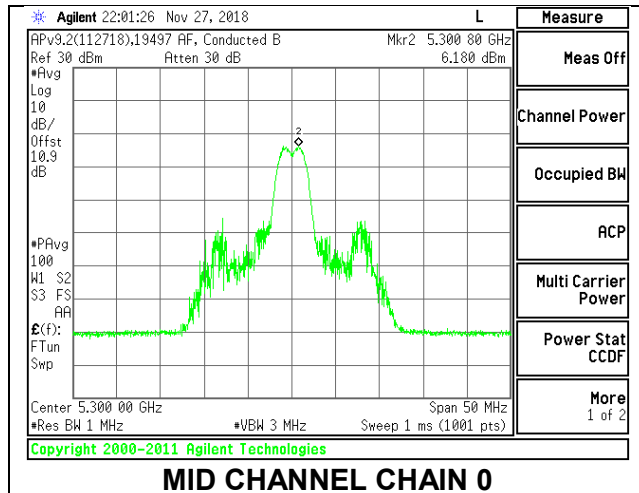
PSD Results

Channel	Frequency (MHz)	Chain 0 Meas PSD (dBm/1MHz)	Chain 1 Meas PSD (dBm/1MHz)	Total Corr'd PSD (dBm/1MHz)	PSD Limit (dBm/1MHz)	PSD Margin (dB)
Low	5260	6.649	5.429	9.21	11.00	-1.79
Mid	5300	6.180	5.519	8.99	11.00	-2.01
High	5320	6.129	5.671	9.04	11.00	-1.96

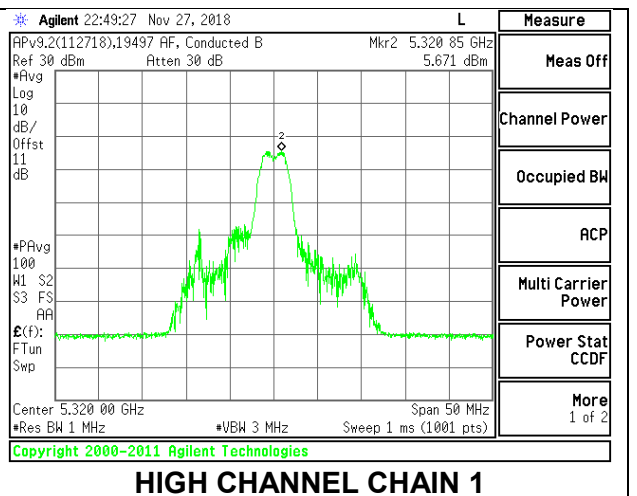
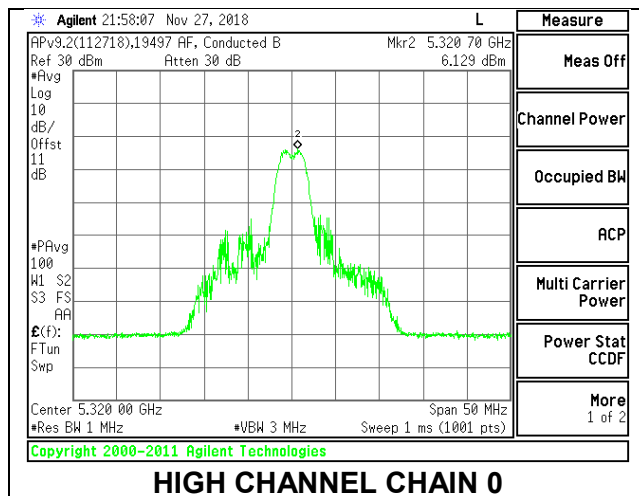
LOW CHANNEL



MID CHANNEL



HIGH CHANNEL



2TX Antenna 1 + Antenna 2 OFDMA MODE – 26-Tones, RU Index 8

Bandwidth, Antenna Gain, and Limits

Channel	Frequency (MHz)	Min 26 dB BW (MHz)	Directional Gain for Power (dBi)	Directional Gain for PSD (dBi)	Power Limit (dBm)	PSD Limit (dBm/1MHz)
Low	5260	20.15	-5.61	-2.84	24.00	11.00
Mid	5300	20.10	-5.61	-2.84	24.00	11.00
High	5320	19.95	-5.61	-2.84	24.00	11.00

Duty Cycle CF (dB)	0.12	Included in Calculations of Corr'd PSD
---------------------------	------	---

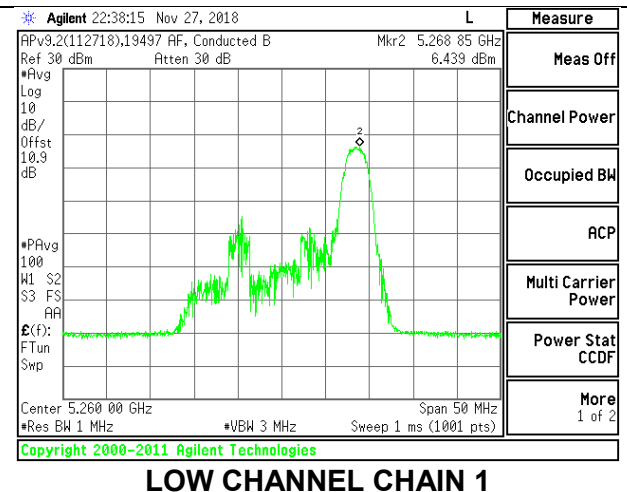
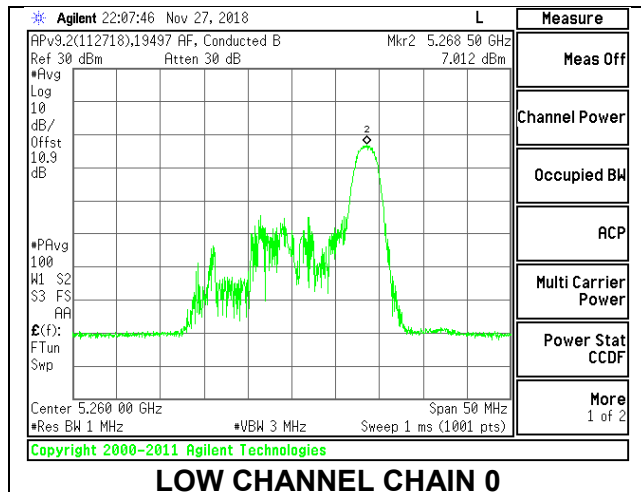
Output Power Results

Channel	Frequency (MHz)	Chain 0 Meas Power (dBm)	Chain 1 Meas Power (dBm)	Total Corr'd Power (dBm)	Power Limit (dBm)	Power Margin (dB)
Low	5260	9.64	9.22	12.45	24.00	-11.55
Mid	5300	9.62	9.32	12.48	24.00	-11.52
High	5320	9.41	9.13	12.28	24.00	-11.72

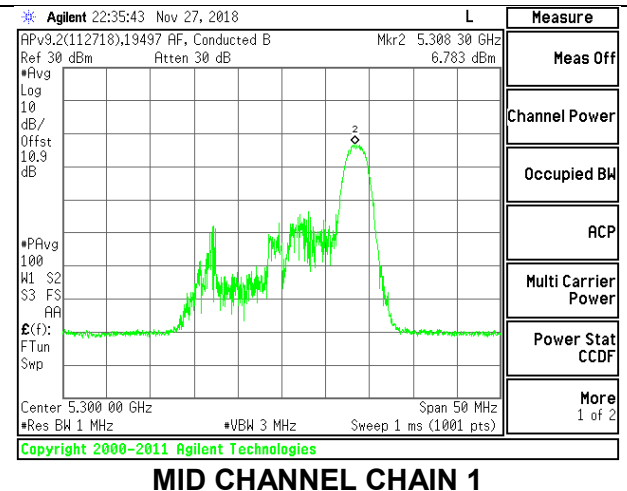
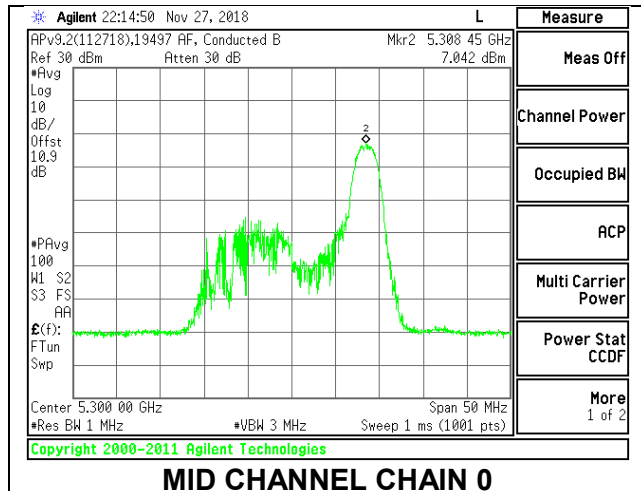
PSD Results

Channel	Frequency (MHz)	Chain 0 Meas PSD (dBm/1MHz)	Chain 1 Meas PSD (dBm/1MHz)	Total Corr'd PSD (dBm/1MHz)	PSD Limit (dBm/1MHz)	PSD Margin (dB)
Low	5260	7.012	6.439	9.87	11.00	-1.13
Mid	5300	7.042	6.783	10.04	11.00	-0.96
High	5320	6.847	6.854	9.98	11.00	-1.02

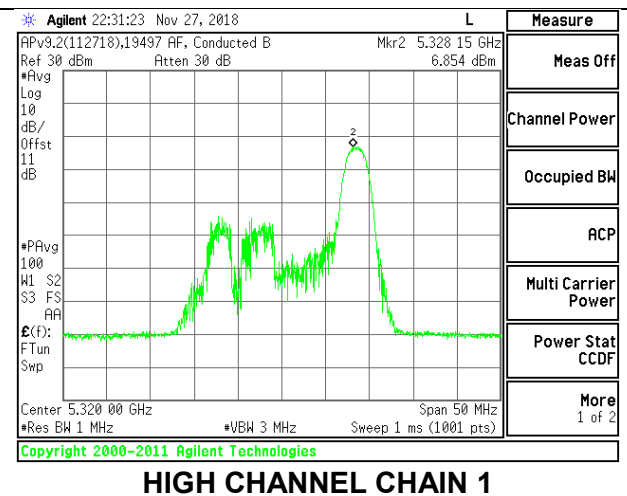
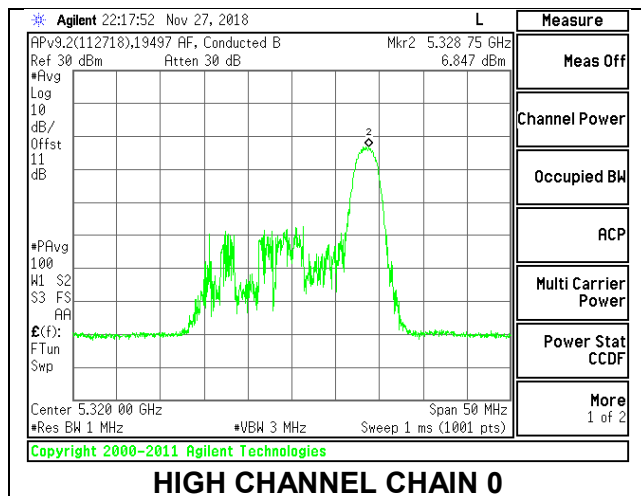
LOW CHANNEL



MID CHANNEL



HIGH CHANNEL



8.5.13. 802.11ax HE40 MODE IN THE 5.3 GHz BAND

1TX SISO MODE

Bandwidth, Antenna Gain, and Limits

Channel	Frequency (MHz)	Min 26 dB BW (MHz)	Chain 0 Directional Gain for Power (dBi)	Chain 1 Directional Gain for Power (dBi)	Power Power Limit (dBm)
Low	5270	20.00	-4.00	-8.20	24.00
High	5310	19.70	-4.00	-8.20	23.94

Output Power Results

Channel	Frequency (MHz)	Tone	RU Index	Chain 0 Meas Power (dBm)	Chain 1 Meas Power (dBm)	Chain 0 Corr'd Power (dBm)	Chain 1 Corr'd Power (dBm)	Power Limit (dBm)	Power Margin (dB)
Low	5270	SU	-	15.52	15.41	15.52	15.41	24.00	-8.48
		484T	65	15.81	15.78	15.81	15.78	24.00	-8.19
			61	16.66	16.39	16.66	16.39	24.00	-7.34
		242T	62	16.52	16.50	16.52	16.50	24.00	-7.48
			53	15.12	14.76	15.12	14.76	24.00	-8.88
		106T	54	15.64	15.22	15.64	15.22	24.00	-8.36
			56	15.02	14.95	15.02	14.95	24.00	-8.98
			37	12.67	12.18	12.67	12.18	24.00	-11.33
		52T	40	13.11	12.85	13.11	12.85	24.00	-10.89
			44	12.37	12.05	12.37	12.05	24.00	-11.63
			0	10.19	10.21	10.19	10.21	24.00	-13.79
		26T	8	10.49	10.36	10.49	10.36	24.00	-13.51
			17	9.69	10.08	9.69	10.08	24.00	-13.92
			SU	-	15.07	15.12	15.07	15.12	23.94
		High	5310	484T	65	15.22	15.44	15.22	15.44
242T	61			16.81	16.77	16.81	16.77	23.94	-7.13
	62			16.64	16.63	16.64	16.63	23.94	-7.30
106T	53			15.21	15.26	15.21	15.26	23.94	-8.68
	54			15.48	15.50	15.48	15.50	23.94	-8.44
	56			14.85	15.21	14.85	15.21	23.94	-8.73
52T	37			12.72	12.56	12.72	12.56	23.94	-11.22
	40			13.20	13.13	13.20	13.13	23.94	-10.74
	44			12.22	12.33	12.22	12.33	23.94	-11.61
26T	0			10.55	10.47	10.55	10.47	23.94	-13.39
	8			10.11	10.56	10.11	10.56	23.94	-13.38
	17			9.52	10.11	9.52	10.11	23.94	-13.83

2TX Antenna 1 + Antenna 2 SU MODE

Bandwidth, Antenna Gain, and Limits

Channel	Frequency (MHz)	Min 26 dB BW (MHz)	Directional Gain for Power (dBi)	Power Limit (dBm)
Low	5270	41.90	-5.61	24.00
High	5310	41.70	-5.61	24.00

Output Power Results

Channel	Frequency (MHz)	Chain 0 Meas Power (dBm)	Chain 1 Meas Power (dBm)	Total Corr'd Power (dBm)	Power Limit (dBm)	Power Margin (dB)
Low	5270	15.62	15.59	18.62	24.00	-5.38
High	5310	15.22	15.26	18.25	24.00	-5.75

2TX Antenna 1 + Antenna 2 OFDMA MODE – 484-Tones, RU Index 65

Bandwidth, Antenna Gain, and Limits

Channel	Frequency (MHz)	Min 26 dB BW (MHz)	Directional Gain for Power (dBi)	Directional Gain for PSD (dBi)	Power Limit (dBm)	PSD Limit (dBm/1MHz)
Low	5270	41.90	-5.61	-2.84	24.00	11.00
High	5310	41.70	-5.61	-2.84	24.00	11.00

Duty Cycle CF (dB)	1.13	Included in Calculations of Corr'd PSD
---------------------------	------	---

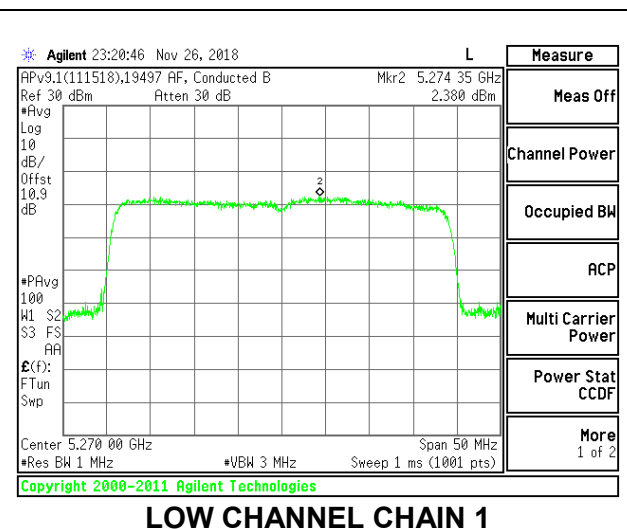
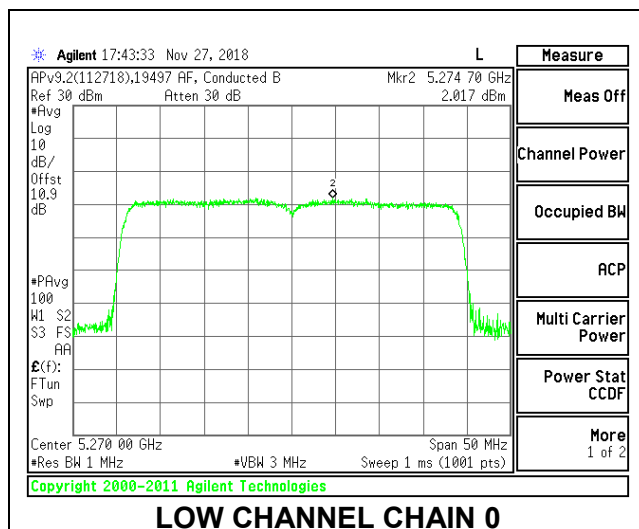
Output Power Results

Channel	Frequency (MHz)	Chain 0 Meas Power (dBm)	Chain 1 Meas Power (dBm)	Total Corr'd Power (dBm)	Power Limit (dBm)	Power Margin (dB)
Low	5270	15.99	15.98	19.00	24.00	-5.00
High	5310	15.34	15.48	18.42	24.00	-5.58

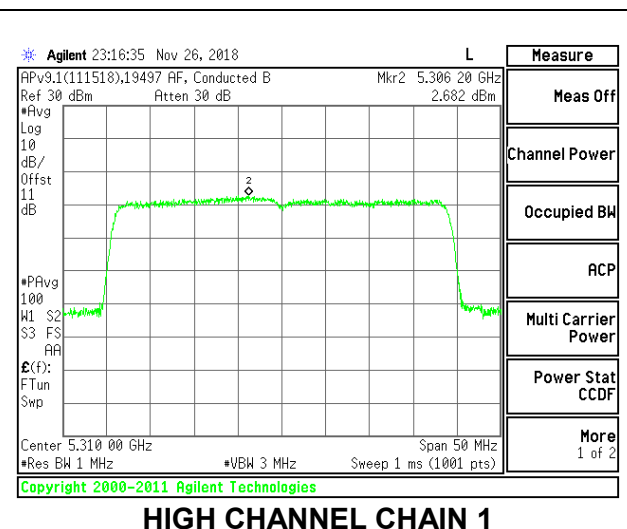
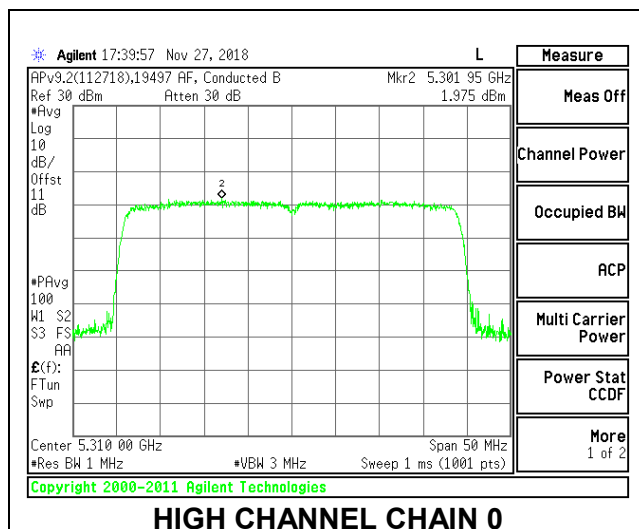
PSD Results

Channel	Frequency (MHz)	Chain 0 Meas PSD (dBm/1MHz)	Chain 1 Meas PSD (dBm/1MHz)	Total Corr'd PSD (dBm/1MHz)	PSD Limit (dBm/1MHz)	PSD Margin (dB)
Low	5270	2.017	2.380	6.34	11.00	-4.66
High	5310	1.975	2.682	6.48	11.00	-4.52

LOW CHANNEL



HIGH CHANNEL



2TX Antenna 1 + Antenna 2 OFDMA MODE – 242-Tones, RU Index 61

Bandwidth, Antenna Gain, and Limits

Channel	Frequency (MHz)	Min 26 dB BW (MHz)	Directional Gain for Power (dBi)	Directional Gain for PSD (dBi)	Power Limit (dBm)	PSD Limit (dBm/1MHz)
Low	5270	30.40	-5.61	-2.84	24.00	11.00
High	5310	31.80	-5.61	-2.84	24.00	11.00

Duty Cycle CF (dB)	0.68	Included in Calculations of Corr'd PSD
---------------------------	------	---

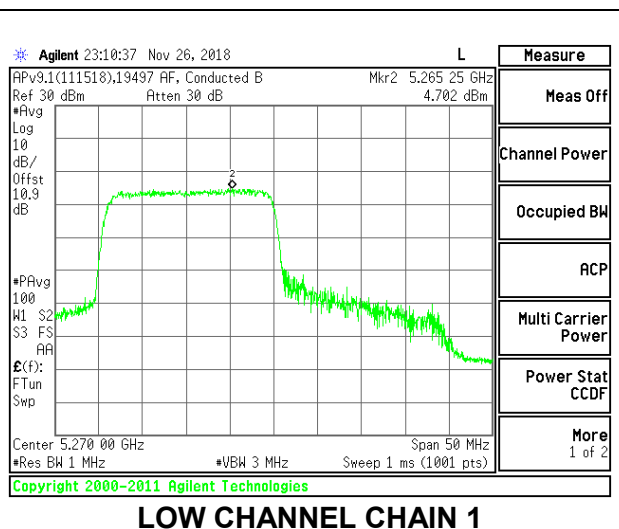
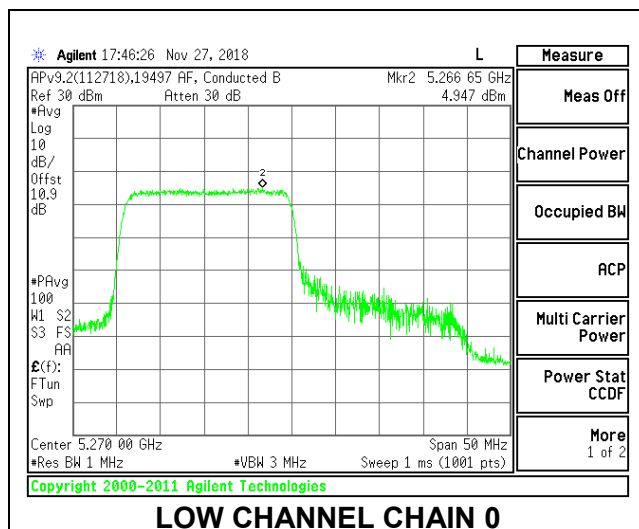
Output Power Results

Channel	Frequency (MHz)	Chain 0 Meas Power (dBm)	Chain 1 Meas Power (dBm)	Total Corr'd Power (dBm)	Power Limit (dBm)	Power Margin (dB)
Low	5270	16.78	16.49	19.65	24.00	-4.35
High	5310	16.98	16.86	19.93	24.00	-4.07

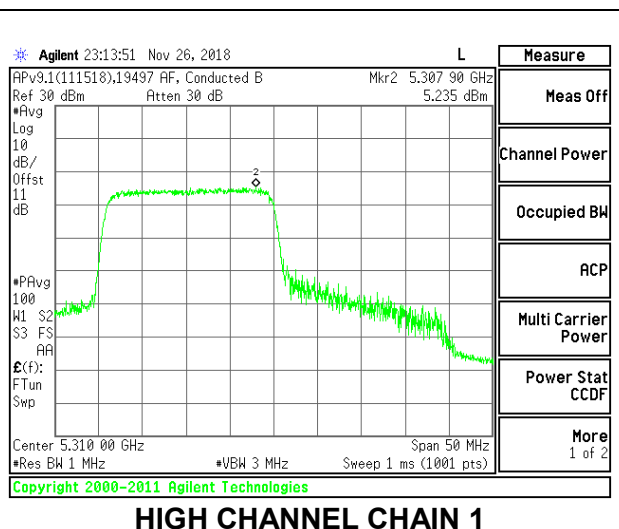
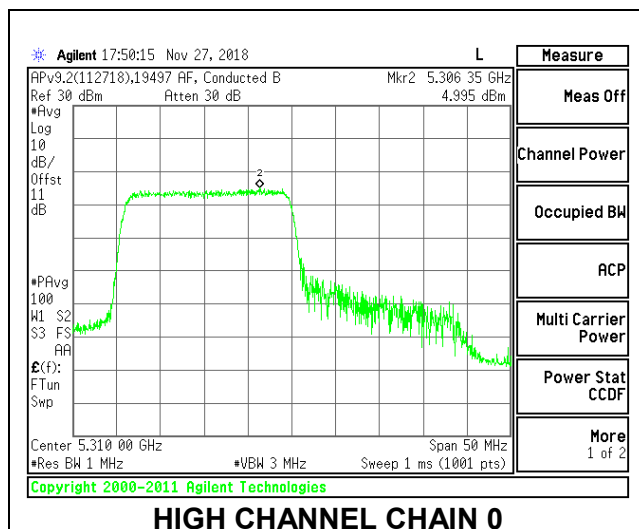
PSD Results

Channel	Frequency (MHz)	Chain 0 Meas PSD (dBm/1MHz)	Chain 1 Meas PSD (dBm/1MHz)	Total Corr'd PSD (dBm/1MHz)	PSD Limit (dBm/1MHz)	PSD Margin (dB)
Low	5270	4.947	4.702	8.52	11.00	-2.48
High	5310	4.995	5.235	8.81	11.00	-2.19

LOW CHANNEL



HIGH CHANNEL



2TX Antenna 1 + Antenna 2 OFDMA MODE – 242-Tones, RU Index 62

Bandwidth, Antenna Gain, and Limits

Channel	Frequency (MHz)	Min 26 dB BW (MHz)	Directional Gain for Power (dBi)	Directional Gain for PSD (dBi)	Power Limit (dBm)	PSD Limit (dBm/1MHz)
Low	5270	29.40	-5.61	-2.84	24.00	11.00
High	5310	33.00	-5.61	-2.84	24.00	11.00

Duty Cycle CF (dB)	0.68	Included in Calculations of Corr'd PSD
---------------------------	------	---

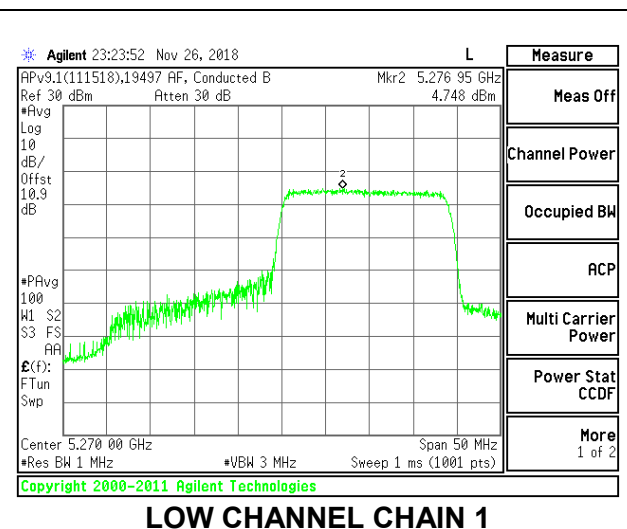
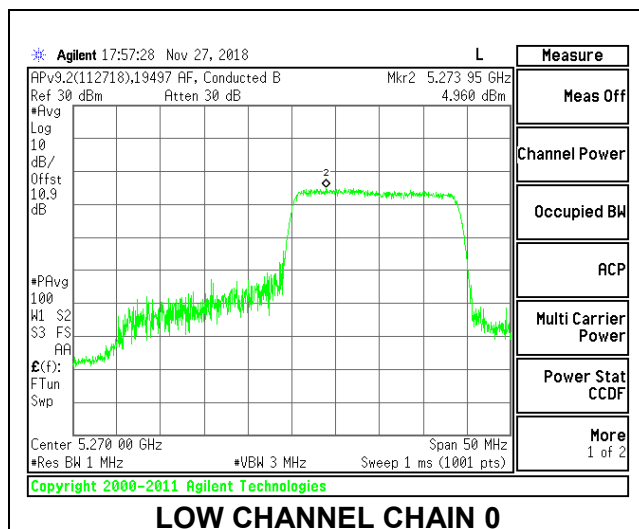
Output Power Results

Channel	Frequency (MHz)	Chain 0 Meas Power (dBm)	Chain 1 Meas Power (dBm)	Total Corr'd Power (dBm)	Power Limit (dBm)	Power Margin (dB)
Low	5270	16.58	16.53	19.57	24.00	-4.43
High	5310	16.70	16.67	19.70	24.00	-4.30

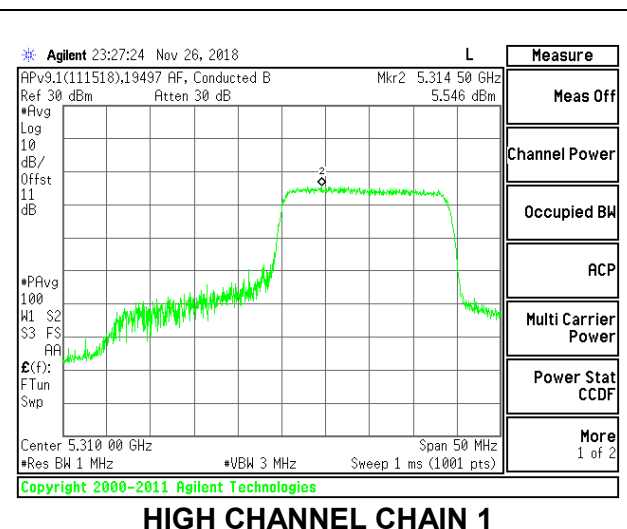
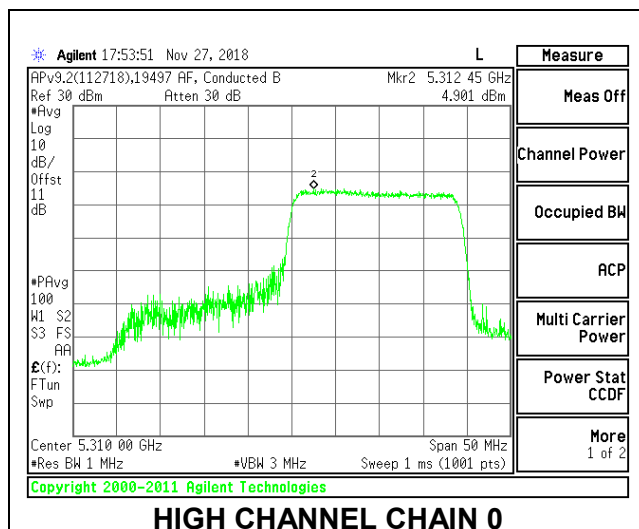
PSD Results

Channel	Frequency (MHz)	Chain 0 Meas PSD (dBm/1MHz)	Chain 1 Meas PSD (dBm/1MHz)	Total Corr'd PSD (dBm/1MHz)	PSD Limit (dBm/1MHz)	PSD Margin (dB)
Low	5270	4.960	4.748	8.55	11.00	-2.45
High	5310	4.901	5.546	8.93	11.00	-2.07

LOW CHANNEL



HIGH CHANNEL



2TX Antenna 1 + Antenna 2 OFDMA MODE – 106-Tones, RU Index 53

Bandwidth, Antenna Gain, and Limits

Channel	Frequency (MHz)	Min 26 dB BW (MHz)	Directional Gain for Power (dBi)	Directional Gain for PSD (dBi)	Power Limit (dBm)	PSD Limit (dBm/1MHz)
Low	5270	21.30	-5.61	-2.84	24.00	11.00
High	5310	21.10	-5.61	-2.84	24.00	11.00

Duty Cycle CF (dB)	0.49	Included in Calculations of Corr'd PSD
---------------------------	------	---

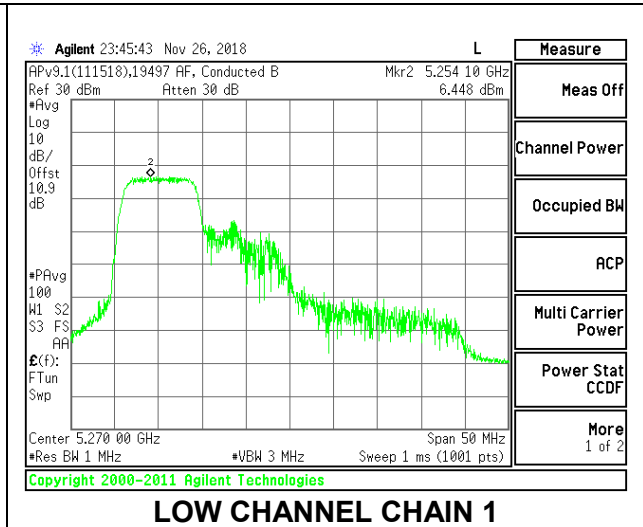
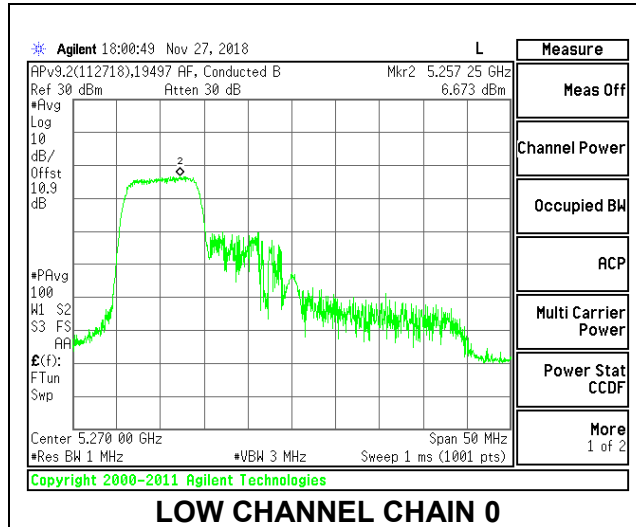
Output Power Results

Channel	Frequency (MHz)	Chain 0 Meas Power (dBm)	Chain 1 Meas Power (dBm)	Total Corr'd Power (dBm)	Power Limit (dBm)	Power Margin (dB)
Low	5270	15.24	14.90	18.08	24.00	-5.92
High	5310	15.25	15.36	18.32	24.00	-5.68

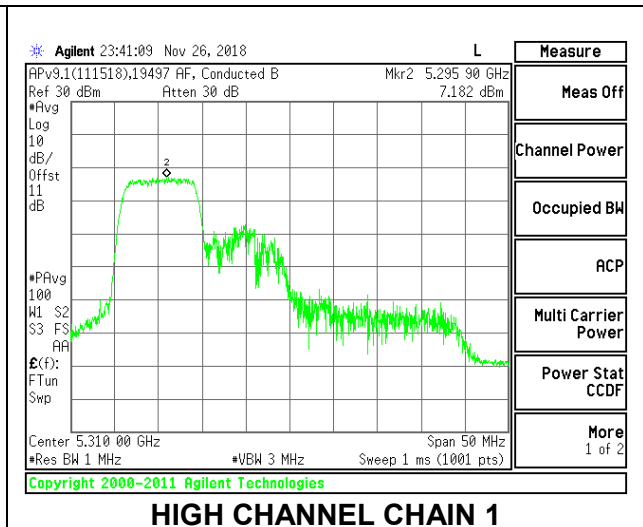
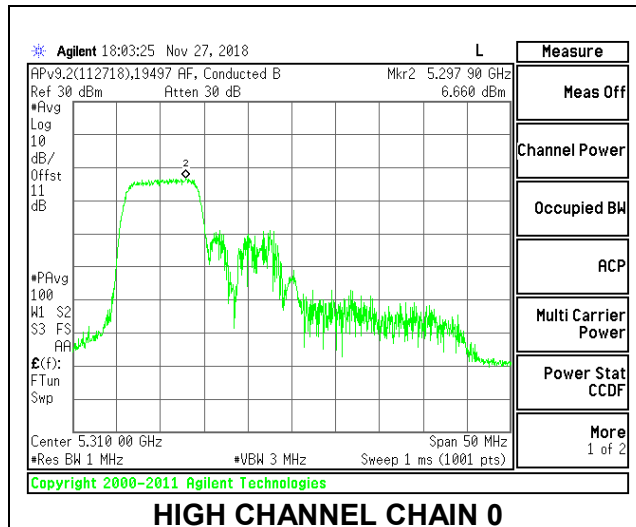
PSD Results

Channel	Frequency (MHz)	Chain 0 Meas PSD (dBm/1MHz)	Chain 1 Meas PSD (dBm/1MHz)	Total Corr'd PSD (dBm/1MHz)	PSD Limit (dBm/1MHz)	PSD Margin (dB)
Low	5270	6.673	6.448	10.06	11.00	-0.94
High	5310	6.660	7.182	10.43	11.00	-0.57

LOW CHANNEL



HIGH CHANNEL



2TX Antenna 1 + Antenna 2 OFDMA MODE – 106-Tones, RU Index 54

Bandwidth, Antenna Gain, and Limits

Channel	Frequency (MHz)	Min 26 dB BW (MHz)	Directional Gain for Power (dBi)	Directional Gain for PSD (dBi)	Power Limit (dBm)	PSD Limit (dBm/1MHz)
Low	5270	27.30	-5.61	-2.84	24.00	11.00
High	5310	27.60	-5.61	-2.84	24.00	11.00

Duty Cycle CF (dB)	0.49	Included in Calculations of Corr'd PSD
---------------------------	------	---

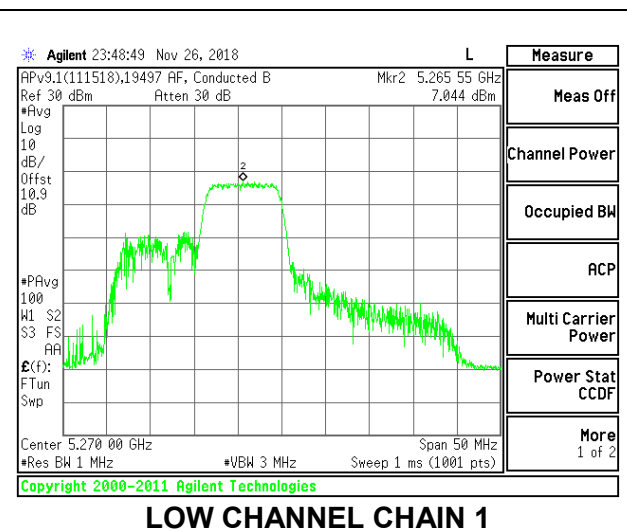
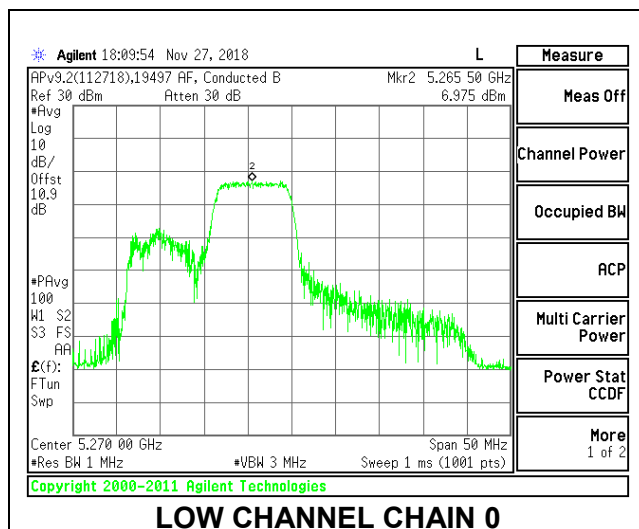
Output Power Results

Channel	Frequency (MHz)	Chain 0 Meas Power (dBm)	Chain 1 Meas Power (dBm)	Total Corr'd Power (dBm)	Power Limit (dBm)	Power Margin (dB)
Low	5270	15.77	15.43	18.61	24.00	-5.39
High	5310	15.74	15.77	18.77	24.00	-5.23

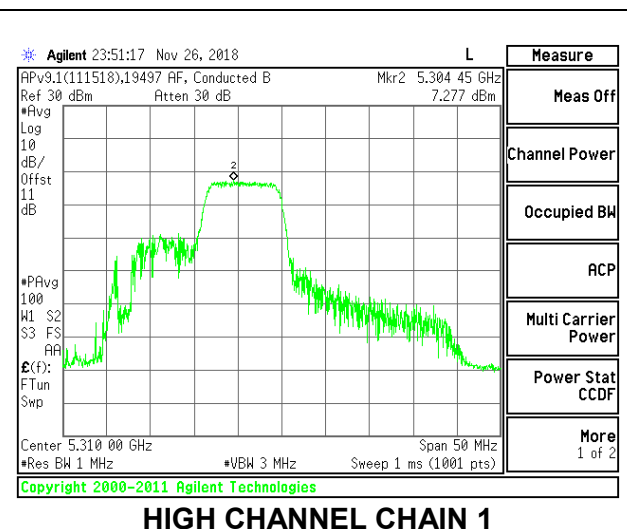
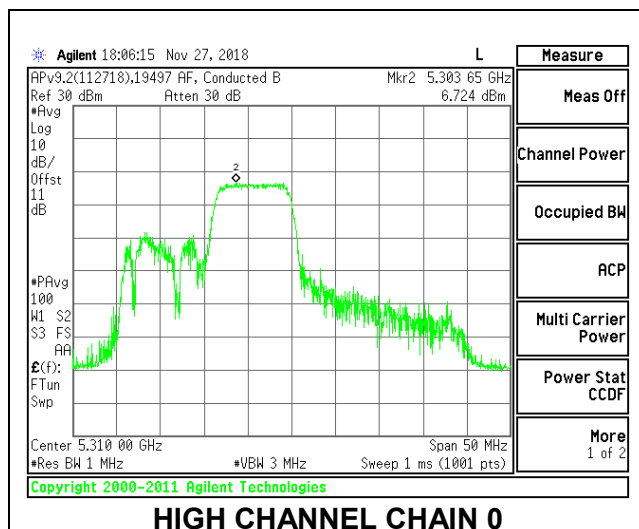
PSD Results

Channel	Frequency (MHz)	Chain 0 Meas PSD (dBm/1MHz)	Chain 1 Meas PSD (dBm/1MHz)	Total Corr'd PSD (dBm/1MHz)	PSD Limit (dBm/1MHz)	PSD Margin (dB)
Low	5270	6.975	7.044	10.51	11.00	-0.49
High	5310	6.724	7.277	10.51	11.00	-0.49

LOW CHANNEL



HIGH CHANNEL



2TX Antenna 1 + Antenna 2 OFDMA MODE – 106-Tones, RU Index 56

Bandwidth, Antenna Gain, and Limits

Channel	Frequency (MHz)	Min 26 dB BW (MHz)	Directional Gain for Power (dBi)	Directional Gain for PSD (dBi)	Power Limit (dBm)	PSD Limit (dBm/1MHz)
Low	5270	21.50	-5.61	-2.84	24.00	11.00
High	5310	21.40	-5.61	-2.84	24.00	11.00

Duty Cycle CF (dB)	0.49	Included in Calculations of Corr'd PSD
---------------------------	------	---

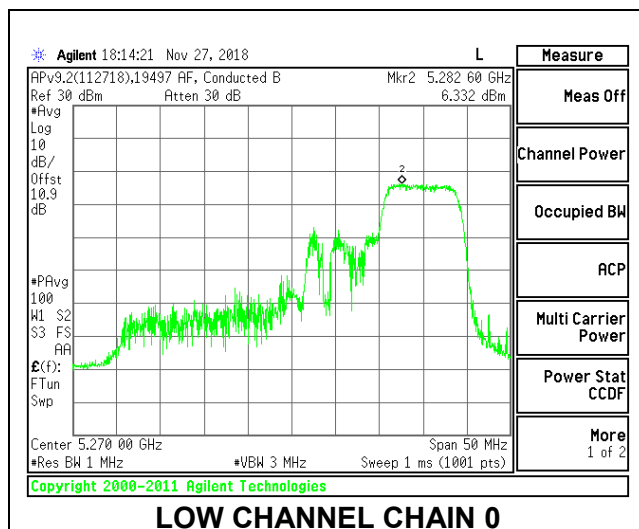
Output Power Results

Channel	Frequency (MHz)	Chain 0 Meas Power (dBm)	Chain 1 Meas Power (dBm)	Total Corr'd Power (dBm)	Power Limit (dBm)	Power Margin (dB)
Low	5270	15.15	15.08	18.13	24.00	-5.87
High	5310	14.98	15.40	18.21	24.00	-5.79

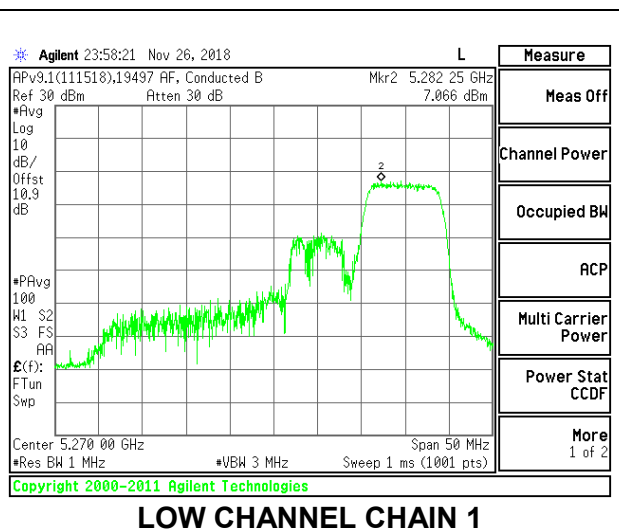
PSD Results

Channel	Frequency (MHz)	Chain 0 Meas PSD (dBm/1MHz)	Chain 1 Meas PSD (dBm/1MHz)	Total Corr'd PSD (dBm/1MHz)	PSD Limit (dBm/1MHz)	PSD Margin (dB)
Low	5270	6.332	7.066	10.21	11.00	-0.79
High	5310	6.569	6.980	10.28	11.00	-0.72

LOW CHANNEL

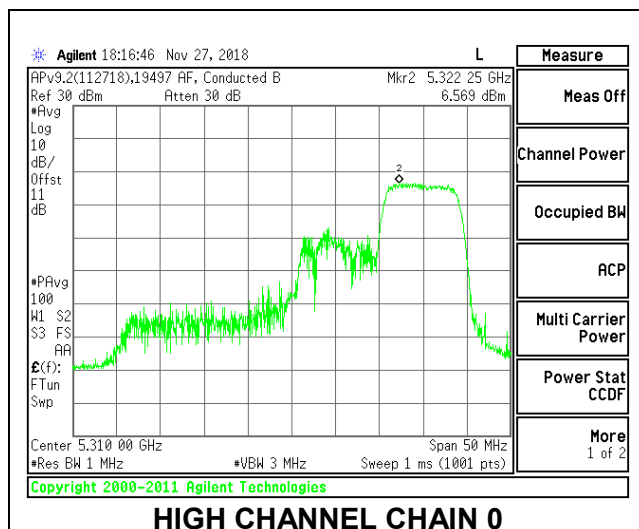


LOW CHANNEL CHAIN 0

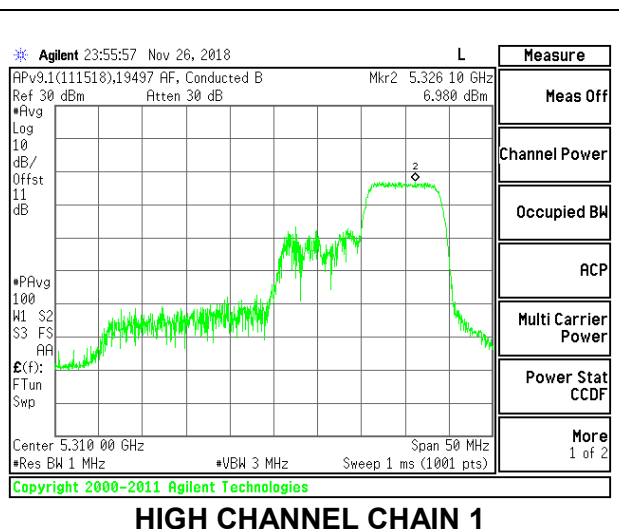


LOW CHANNEL CHAIN 1

HIGH CHANNEL



HIGH CHANNEL CHAIN 0



HIGH CHANNEL CHAIN 1

2TX Antenna 1 + Antenna 2 OFDMA MODE – 52-Tones, RU Index 37

Bandwidth, Antenna Gain, and Limits

Channel	Frequency (MHz)	Min 26 dB BW (MHz)	Directional Gain for Power (dBi)	Directional Gain for PSD (dBi)	Power Limit (dBm)	PSD Limit (dBm/1MHz)
Low	5270	20.60	-5.61	-2.84	24.00	11.00
High	5310	20.80	-5.61	-2.84	24.00	11.00

Duty Cycle CF (dB)	0.21	Included in Calculations of Corr'd PSD
---------------------------	------	---

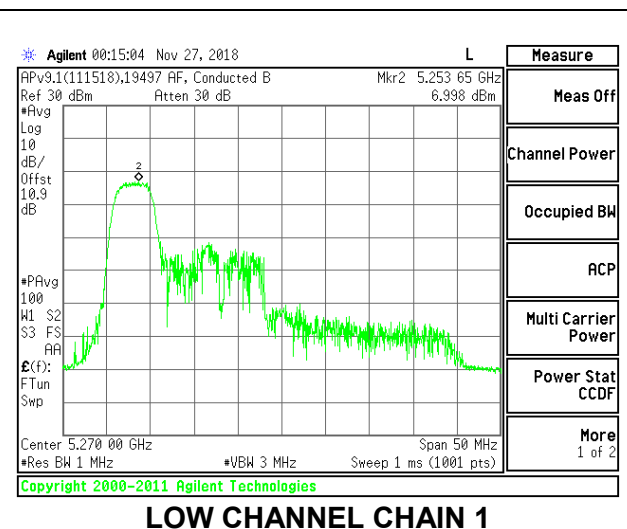
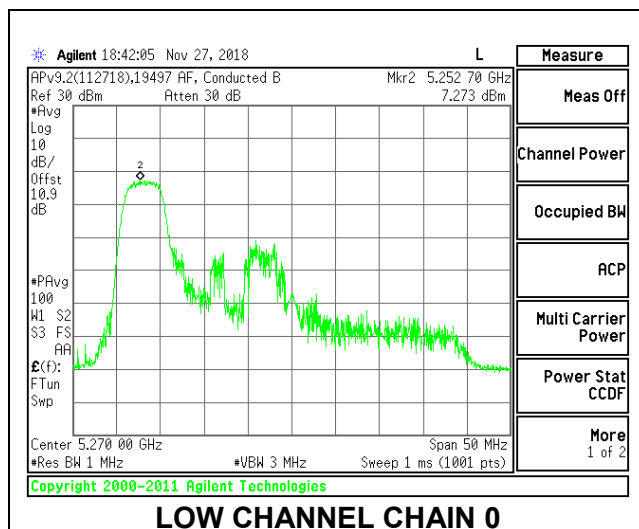
Output Power Results

Channel	Frequency (MHz)	Chain 0 Meas Power (dBm)	Chain 1 Meas Power (dBm)	Total Corr'd Power (dBm)	Power Limit (dBm)	Power Margin (dB)
Low	5270	12.86	12.23	15.57	24.00	-8.43
High	5310	12.87	12.65	15.77	24.00	-8.23

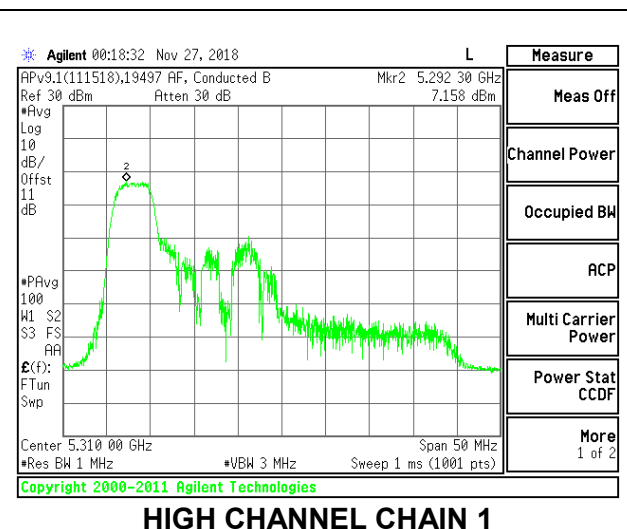
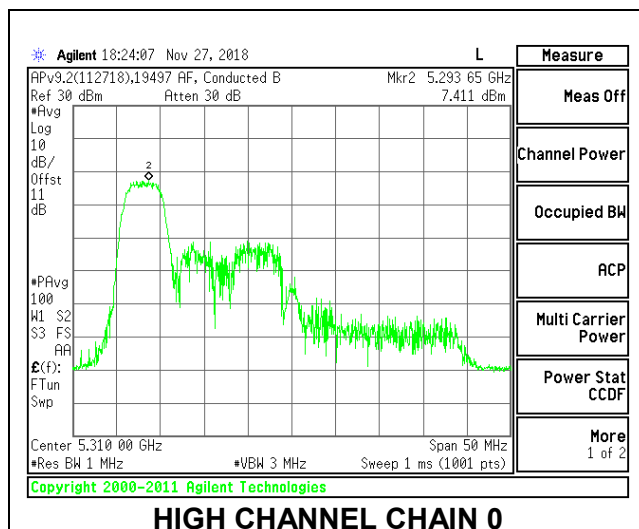
PSD Results

Channel	Frequency (MHz)	Chain 0 Meas PSD (dBm/1MHz)	Chain 1 Meas PSD (dBm/1MHz)	Total Corr'd PSD (dBm/1MHz)	PSD Limit (dBm/1MHz)	PSD Margin (dB)
Low	5270	7.273	6.998	10.36	11.00	-0.64
High	5310	7.411	7.158	10.51	11.00	-0.49

LOW CHANNEL



HIGH CHANNEL



2TX Antenna 1 + Antenna 2 OFDMA MODE – 52-Tones, RU Index 40

Bandwidth, Antenna Gain, and Limits

Channel	Frequency (MHz)	Min 26 dB BW (MHz)	Directional Gain for Power (dBi)	Directional Gain for PSD (dBi)	Power Limit (dBm)	PSD Limit (dBm/1MHz)
Low	5270	26.20	-5.61	-2.84	24.00	11.00
High	5310	25.40	-5.61	-2.84	24.00	11.00

Duty Cycle CF (dB)	0.21	Included in Calculations of Corr'd PSD
---------------------------	------	---

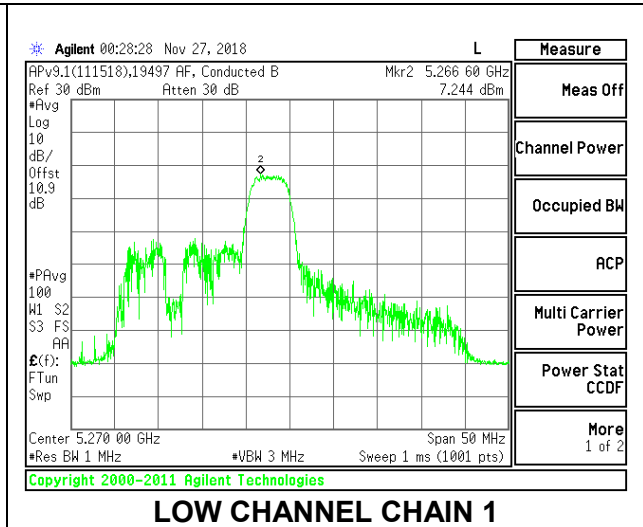
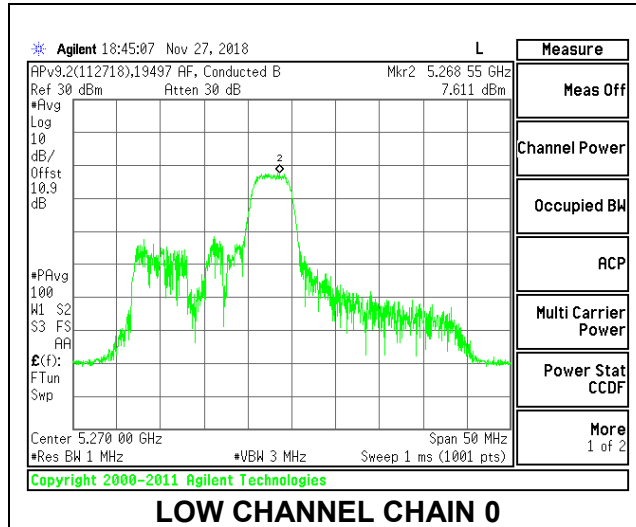
Output Power Results

Channel	Frequency (MHz)	Chain 0 Meas Power (dBm)	Chain 1 Meas Power (dBm)	Total Corr'd Power (dBm)	Power Limit (dBm)	Power Margin (dB)
Low	5270	13.24	13.04	16.15	24.00	-7.85
High	5310	13.45	13.42	16.45	24.00	-7.55

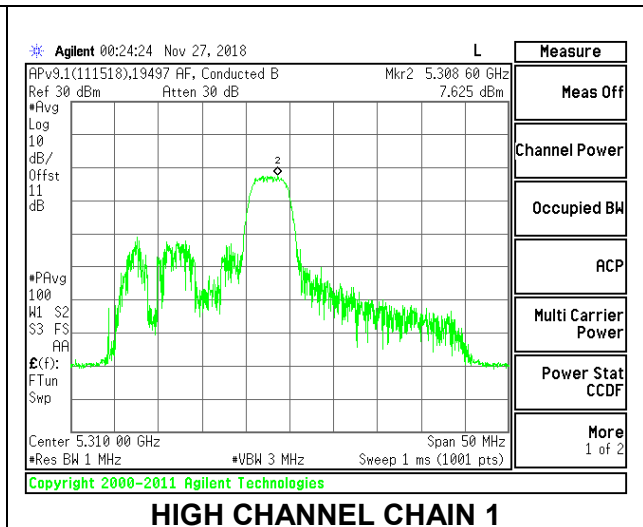
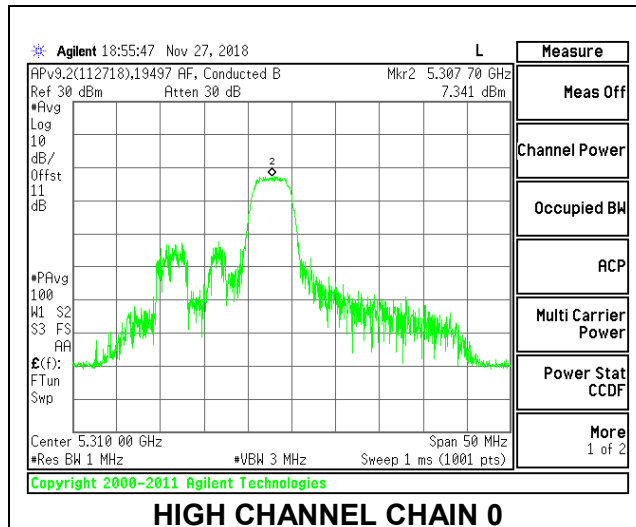
PSD Results

Channel	Frequency (MHz)	Chain 0 Meas PSD (dBm/1MHz)	Chain 1 Meas PSD (dBm/1MHz)	Total Corr'd PSD (dBm/1MHz)	PSD Limit (dBm/1MHz)	PSD Margin (dB)
Low	5270	7.611	7.244	10.65	11.00	-0.35
High	5310	7.341	7.625	10.71	11.00	-0.29

LOW CHANNEL



HIGH CHANNEL



2TX Antenna 1 + Antenna 2 OFDMA MODE – 52-Tones, RU Index 44

Bandwidth, Antenna Gain, and Limits

Channel	Frequency (MHz)	Min 26 dB BW (MHz)	Directional Gain for Power (dBi)	Directional Gain for PSD (dBi)	Power Limit (dBm)	PSD Limit (dBm/1MHz)
Low	5270	20.10	-5.61	-2.84	24.00	11.00
High	5310	20.20	-5.61	-2.84	24.00	11.00

Duty Cycle CF (dB)	0.21	Included in Calculations of Corr'd PSD
---------------------------	------	---

Output Power Results

Channel	Frequency (MHz)	Chain 0 Meas Power (dBm)	Chain 1 Meas Power (dBm)	Total Corr'd Power (dBm)	Power Limit (dBm)	Power Margin (dB)
Low	5270	12.67	12.35	15.52	24.00	-8.48
High	5310	12.44	12.72	15.59	24.00	-8.41

PSD Results

Channel	Frequency (MHz)	Chain 0 Meas PSD (dBm/1MHz)	Chain 1 Meas PSD (dBm/1MHz)	Total Corr'd PSD (dBm/1MHz)	PSD Limit (dBm/1MHz)	PSD Margin (dB)
Low	5270	6.911	7.031	10.19	11.00	-0.81
High	5310	6.948	7.240	10.32	11.00	-0.68