



# 11. SETUP PHOTOS – SM-G975F (Glass)


## RADIATED RF AND AC LINE CONDUCTED MEASUREMENT SETUP




**AC LINE CONDUCTED (FRONT)**



**AC LINE CONDUCTED (BACK)**




**BELOW 30MHz (FRONT)**



**BELOW 30MHz (BACK)**




**BELOW 1GHz (FRONT)**




**BELOW 1GHz (BACK)**

**ORIENTATIONS AND FREQUENCY TOLERANCE OVE EXTREME CONDITIONS**




## 12. SETUP PHOTOS – SM-G975F (Ceramic)


### RADIATED RF MEASUREMENT SETUP




**BELOW 30MHz (FRONT)**



**BELOW 30MHz (BACK)**



**BELOW 1GHz (FRONT)**



**BELOW 1GHz (BACK)**

**END OF TEST REPORT**