

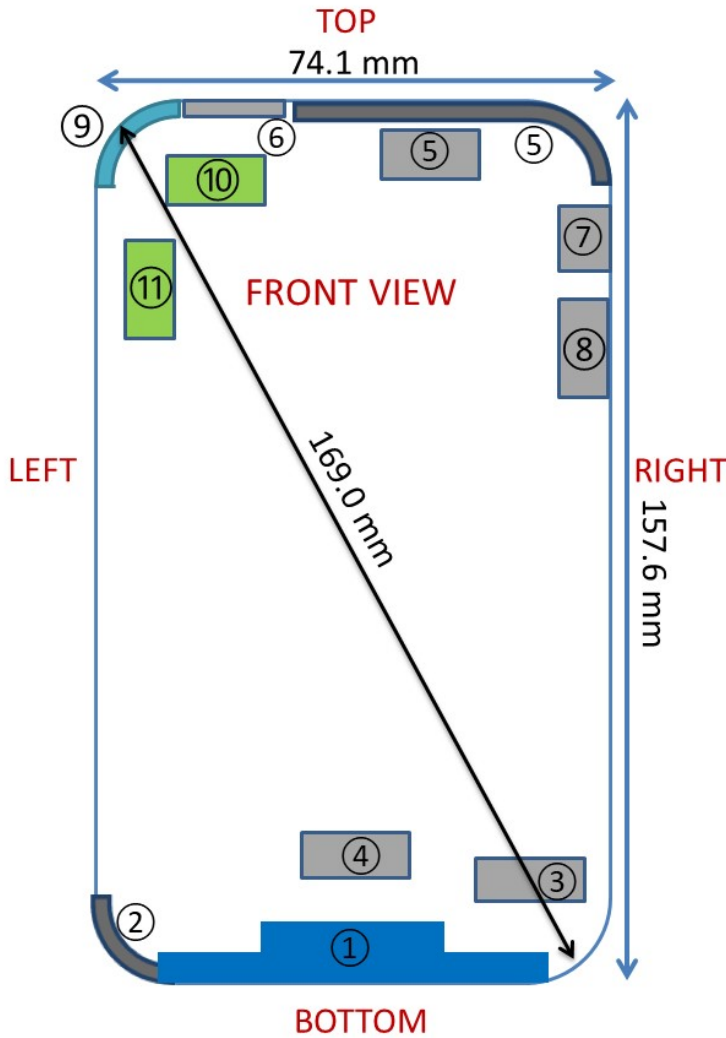


APPENDIX F: DUT ANTENNA DIAGRAM & SAR TEST SETUP PHOTOGRAPHS



FCC ID A3LSMG9750		SAR EVALUATION REPORT		Approved by: Quality Manager
Test Dates: 12/05/18 - 01/09/19	DUT Type: Portable Handset			APPENDIX F: Page 1 of 14



- ① Main Band Antenna A Tx/Rx
 - 1. GSM/GPRS/EDGE 850/1900 Tx/Rx
 - 2. UMTS B2/5 Tx/Rx
 - 3. LTE B2/4/5/12/13/25/26 Tx/Rx
- ② Main Band Antenna B Tx/Rx
 - 1. LTE B41 Tx/Rx
- ③ Sub Antenna C Rx
 - 1. LTE B41 Rx Only (4x4 DL MIMO)
- ④ Sub Antenna D Rx
 - 1. Non-US Rx Only
- ⑤ Sub Antenna E Rx
 - 1. GSM/GPRS/EDGE 850 Rx Only
 - 2. WCDMA B5 Rx Only
 - 3. LTE B5/12/13/26 Rx Only
- ⑥ Sub Antenna F Rx
 - 1. GSM/GPRS/EDGE 1900 Rx Only
 - 2. UMTS B2 Rx Only
 - 3. LTE B2/4/25/41 Rx Only
 - 4. GPS Rx Only
- ⑦ Sub Antenna G Rx
 - 1. LTE B41 Rx Only (4x4 DL MIMO)
- ⑧ Sub Antenna H Rx
 - 1. Non-US Rx Only
- ⑨ WIFI Antenna #1
 - 1. 2.4/5GHz WiFi Ant_1 Tx/Rx
 - 2. BT/ANT+ Tx/Rx
- ⑩ WIFI Antenna #2
 - 1. WiFi Ant_2 (2.4GHz) Tx/Rx
- ⑪ WIFI Antenna #2
 - 1. WiFi Ant_2 (5GHz)Tx/Rx

Note: Exact antenna dimensions and separation distances are shown in the Technical Descriptions in the FCC Filing.

Figure F-1
DUT Antenna Locations

FCC ID A3LSMG9750		SAR EVALUATION REPORT		Approved by: Quality Manager
Test Dates: 12/05/18 - 01/09/19	DUT Type: Portable Handset			APPENDIX F: Page 2 of 14

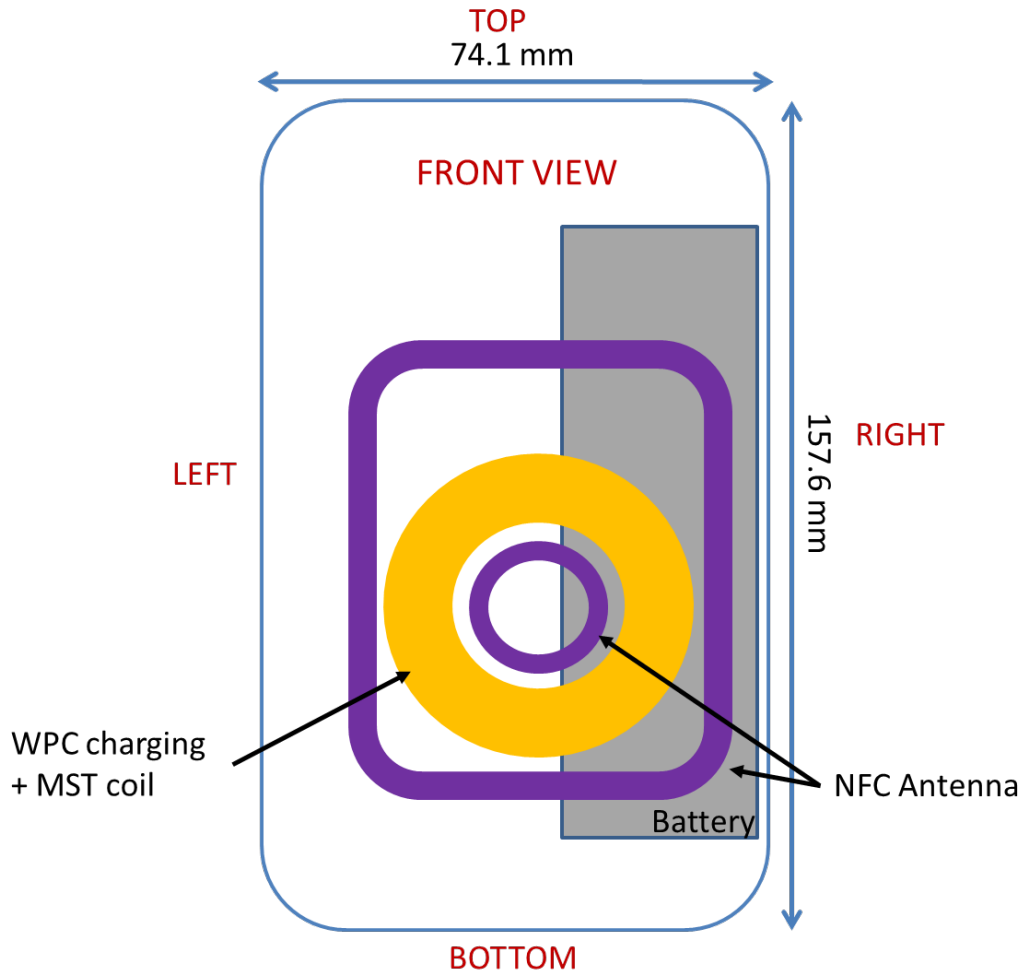






Figure F-2
MST/NFC Antenna and WPC Locations



FCC ID A3LSMG9750	 <small>ENGINEERING LABORATORY, INC.</small>	SAR EVALUATION REPORT		Approved by: Quality Manager
Test Dates: 12/05/18 - 01/09/19	DUT Type: Portable Handset			APPENDIX F: Page 3 of 14




SAR Test Setup Photo 1 – Right Cheek




SAR Test Setup Photo 2 – Right Tilt



FCC ID A3LSMG9750		SAR EVALUATION REPORT		Approved by: Quality Manager
Test Dates: 12/05/18 - 01/09/19	DUT Type: Portable Handset	APPENDIX F: Page 4 of 14		




SAR Test Setup Photo 3 – Left Cheek




SAR Test Setup Photo 4 – Left Tilt



FCC ID A3LSMG9750		SAR EVALUATION REPORT		Approved by: Quality Manager
Test Dates: 12/05/18 - 01/09/19	DUT Type: Portable Handset			APPENDIX F: Page 5 of 14




SAR Test Setup Photo 5 – Back Side at 15 mm




SAR Test Setup Photo 7 – Back Side at 10 mm



FCC ID A3LSMG9750		SAR EVALUATION REPORT		Approved by: Quality Manager
Test Dates: 12/05/18 - 01/09/19	DUT Type: Portable Handset			APPENDIX F: Page 6 of 14




SAR Test Setup Photo 8 – Back Side at 7 mm




SAR Test Setup Photo 9 – Back Side at 0 mm



FCC ID A3LSMG9750		SAR EVALUATION REPORT		Approved by: Quality Manager
Test Dates: 12/05/18 - 01/09/19	DUT Type: Portable Handset			APPENDIX F: Page 7 of 14




SAR Test Setup Photo 10 – Front Side at 10 mm



SAR Test Setup Photo 11 – Front Side at 5 mm



FCC ID A3LSMG9750		SAR EVALUATION REPORT		Approved by: Quality Manager
Test Dates: 12/05/18 - 01/09/19	DUT Type: Portable Handset			APPENDIX F: Page 8 of 14



SAR Test Setup Photo 12 – Front Side at 0 mm



SAR Test Setup Photo 13 – Top Side at 10 mm



FCC ID A3LSMG9750		SAR EVALUATION REPORT		Approved by: Quality Manager
Test Dates: 12/05/18 - 01/09/19	DUT Type: Portable Handset	APPENDIX F: Page 9 of 14		



SAR Test Setup Photo 14 – Top Side at 0 mm



SAR Test Setup Photo 15 – Bottom Side at 10 mm



FCC ID A3LSMG9750		SAR EVALUATION REPORT		Approved by: Quality Manager
Test Dates: 12/05/18 - 01/09/19	DUT Type: Portable Handset			APPENDIX F: Page 10 of 14



SAR Test Setup Photo 16 – Bottom Side at 9 mm



SAR Test Setup Photo 17 – Bottom Side at 0 mm



FCC ID A3LSMG9750		SAR EVALUATION REPORT		Approved by: Quality Manager
Test Dates: 12/05/18 - 01/09/19	DUT Type: Portable Handset			APPENDIX F: Page 11 of 14



SAR Test Setup Photo 18 – Right Side at 10 mm



SAR Test Setup Photo 19 – Right Side at 0 mm



FCC ID A3LSMG9750		SAR EVALUATION REPORT		Approved by: Quality Manager
Test Dates: 12/05/18 - 01/09/19	DUT Type: Portable Handset			APPENDIX F: Page 12 of 14



SAR Test Setup Photo 20 – Left Side at 10 mm





SAR Test Setup Photo 21 – Left Side at 0 mm

FCC ID A3LSMG9750		SAR EVALUATION REPORT		Approved by: Quality Manager
Test Dates: 12/05/18 - 01/09/19	DUT Type: Portable Handset			APPENDIX F: Page 13 of 14



SAR Test Setup Photo 22 – Horizontal and Vertical Reference Lines

FCC ID A3LSMG9750		SAR EVALUATION REPORT 	Approved by: Quality Manager
Test Dates: 12/05/18 - 01/09/19	DUT Type: Portable Handset	APPENDIX F: Page 14 of 14	