

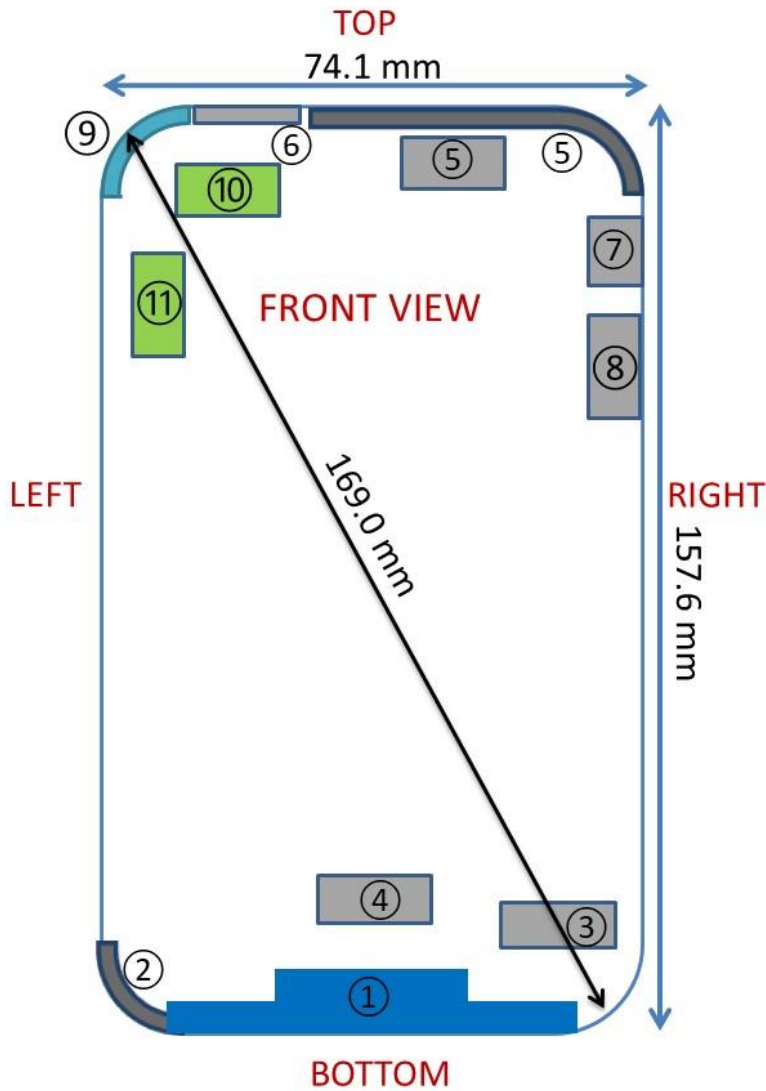


# APPENDIX F: DUT ANTENNA DIAGRAM & SAR TEST SETUP PHOTOGRAPHS



<b>FCC ID</b> A3LSMG9750	 <b>PCTEST</b> PROFESSIONAL ENGINEERING LABORATORY, INC.	<b>SAR EVALUATION REPORT</b>		<b>Approved by:</b> Quality Manager
<b>Test Dates:</b> 11/25/18 - 01/11/19	<b>DUT Type:</b> Portable Handset			APPENDIX F: Page 1 of 14

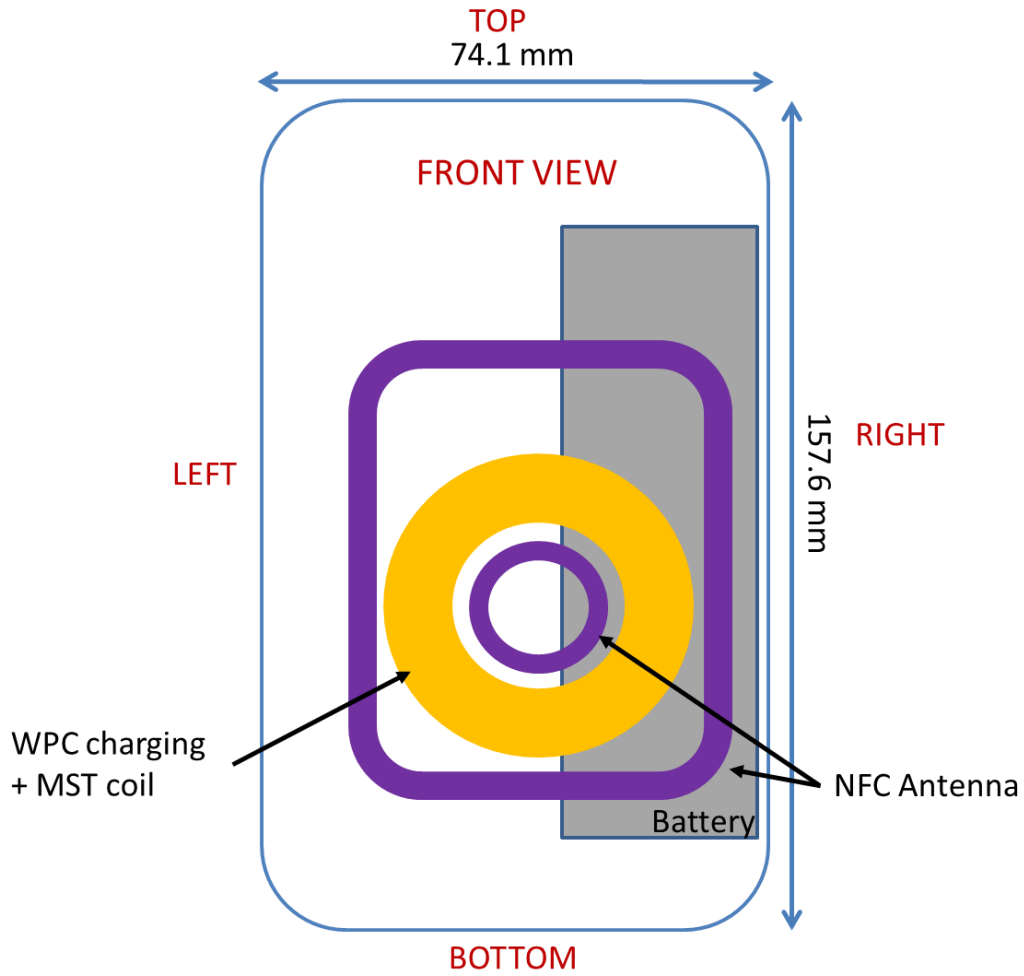


- ① Main Band Antenna A Tx/Rx
  1. GSM/GPRS/EDGE 850/1900 Tx/Rx
  2. UMTS B2/5 Tx/Rx
  3. LTE B2/4/5/12/13/25/26 Tx/Rx
- ② Main Band Antenna B Tx/Rx
  1. LTE B41 Tx/Rx
- ③ Sub Antenna C Rx
  1. LTE B41 Rx Only (4x4 DL MIMO)
- ④ Sub Antenna D Rx
  1. Non-US Rx Only
- ⑤ Sub Antenna E Rx
  1. GSM/GPRS/EDGE 850 Rx Only
  2. WCDMA B5 Rx Only
  3. LTE B5/12/13/26 Rx Only
- ⑥ Sub Antenna F Rx
  1. GSM/GPRS/EDGE 1900 Rx Only
  2. UMTS B2 Rx Only
  3. LTE B2/4/25/41 Rx Only
  4. GPS Rx Only
- ⑦ Sub Antenna G Rx
  1. LTE B41 Rx Only (4x4 DL MIMO)
- ⑧ Sub Antenna H Rx
  1. Non-US Rx Only
- ⑨ WIFI Antenna #1
  1. 2.4/5GHz WiFi Ant\_1 Tx/Rx
  2. BT/ANT+ Tx/Rx
- ⑩ WIFI Antenna #2
  1. WiFi Ant\_2 (2.4GHz) Tx/Rx
- ⑪ WIFI Antenna #2
  1. WiFi Ant\_2 (5GHz)Tx/Rx



Note: Exact antenna dimensions and separation distances are shown in the Technical Descriptions in the FCC Filing.


**Figure F-1**  
**DUT Antenna Locations**

<b>FCC ID</b> A3LSMG9750		<b>SAR EVALUATION REPORT</b>		<b>Approved by:</b> Quality Manager
<b>Test Dates:</b> 11/25/18 - 01/11/19	<b>DUT Type:</b> Portable Handset			APPENDIX F: Page 2 of 14




**Figure F-2**  
**MST/NFC Antenna and WPC Locations**


<b>FCC ID</b> A3LSMG9750	 <small>PROFESSIONAL LABORATORY, INC.</small>	<b>SAR EVALUATION REPORT</b>		<b>Approved by:</b> Quality Manager
<b>Test Dates:</b> 11/25/18 - 01/11/19	<b>DUT Type:</b> Portable Handset			APPENDIX F: Page 3 of 14




**SAR Test Setup Photo 1 – Right Cheek**




**SAR Test Setup Photo 2 – Right Tilt**



<b>FCC ID</b> A3LSMG9750	 <small>PROFESSIONAL LABORATORY, INC.</small>	<b>SAR EVALUATION REPORT</b>	<b>Approved by:</b> Quality Manager
<b>Test Dates:</b> 11/25/18 - 01/11/19	<b>DUT Type:</b> Portable Handset	<b>APPENDIX F:</b> Page 4 of 14	




**SAR Test Setup Photo 3 – Left Cheek**




**SAR Test Setup Photo 4 – Left Tilt**



FCC ID A3LSMG9750	 <small>PROFESSIONAL LABORATORY, INC.</small>	SAR EVALUATION REPORT		<b>Approved by:</b> Quality Manager
<b>Test Dates:</b> 11/25/18 - 01/11/19	<b>DUT Type:</b> Portable Handset	APPENDIX F: Page 5 of 14		




**SAR Test Setup Photo 5 – Back Side at 15 mm**




**SAR Test Setup Photo 6 – Back Side at 10 mm**



FCC ID A3LSMG9750	 <small>ENGINEERING LABORATORY, INC.</small>	SAR EVALUATION REPORT		Approved by: Quality Manager
Test Dates: 11/25/18 - 01/11/19	DUT Type: Portable Handset			APPENDIX F: Page 6 of 14




**SAR Test Setup Photo 7 – Back Side at 7 mm**




**SAR Test Setup Photo 8 – Back Side at 0 mm**



FCC ID A3LSMG9750	 <small>PCTEST ENGINEERING LABORATORY, INC.</small>	SAR EVALUATION REPORT		Approved by: Quality Manager
Test Dates: 11/25/18 - 01/11/19	DUT Type: Portable Handset			APPENDIX F: Page 7 of 14




**SAR Test Setup Photo 9 – Front Side at 10 mm**




**SAR Test Setup Photo 10 – Front Side at 5 mm**

FCC ID A3LSMG9750	 <small>PROFESSIONAL LABORATORY, INC.</small>	SAR EVALUATION REPORT		<b>Approved by:</b> Quality Manager
<b>Test Dates:</b> 11/25/18 - 01/11/19	<b>DUT Type:</b> Portable Handset	APPENDIX F: Page 8 of 14		







**SAR Test Setup Photo 11 – Front Side at 0 mm**




**SAR Test Setup Photo 12 – Top Edge at 10 mm**



FCC ID A3LSMG9750	 <small>PROFESSIONAL LABORATORY, INC.</small>	SAR EVALUATION REPORT		Approved by: Quality Manager
Test Dates: 11/25/18 - 01/11/19	DUT Type: Portable Handset			APPENDIX F: Page 9 of 14



**SAR Test Setup Photo 13 – Top Edge at 0 mm**



**SAR Test Setup Photo 14 – Bottom Edge at 10 mm**



<b>FCC ID</b> A3LSMG9750	 <small>PROFESSIONAL LABORATORY, INC.</small>	<b>SAR EVALUATION REPORT</b>	 <b>Approved by:</b> Quality Manager
<b>Test Dates:</b> 11/25/18 - 01/11/19	<b>DUT Type:</b> Portable Handset	<b>APPENDIX F:</b> Page 10 of 14	




**SAR Test Setup Photo 15 – Bottom Edge at 9 mm**



**SAR Test Setup Photo 16 – Bottom Edge at 0 mm**



<b>FCC ID</b> A3LSMG9750		<b>SAR EVALUATION REPORT</b>	 <b>Approved by:</b> Quality Manager
<b>Test Dates:</b> 11/25/18 - 01/11/19	<b>DUT Type:</b> Portable Handset	<b>APPENDIX F:</b> Page 11 of 14	



SAR Test Setup Photo 17 – Right Edge at 10 mm




SAR Test Setup Photo 18 – Right Edge at 0 mm


FCC ID A3LSMG9750	 <small>PROFESSIONAL LABORATORY, INC.</small>	SAR EVALUATION REPORT	 Approved by: Quality Manager
Test Dates: 11/25/18 - 01/11/19	DUT Type: Portable Handset		APPENDIX F: Page 12 of 14



**SAR Test Setup Photo 19 – Left Edge at 10 mm**





**SAR Test Setup Photo 20 – Left Edge at 0 mm**

<b>FCC ID</b> A3LSMG9750		<b>SAR EVALUATION REPORT</b>	<b>Approved by:</b> Quality Manager
<b>Test Dates:</b> 11/25/18 - 01/11/19	<b>DUT Type:</b> Portable Handset	<b>APPENDIX F:</b> Page 13 of 14	



**SAR Test Setup Photo 21 – Horizontal and Vertical Reference Lines**

<b>FCC ID</b> A3LSMG9750		<b>SAR EVALUATION REPORT</b>		<b>Approved by:</b> Quality Manager
<b>Test Dates:</b> 11/25/18 - 01/11/19	<b>DUT Type:</b> Portable Handset	<b>APPENDIX F:</b> Page 14 of 14		