

GSM 850

Frequency: 836.6 MHz; Duty Cycle: 1:4.00037; Room Ambient Temperature: 23.0°C; Liquid Temperature: 22.0°C
Medium parameters used (interpolated): $f = 836.6$ MHz; $\sigma = 0.92$ S/m; $\epsilon_r = 42.952$; $\rho = 1000$ kg/m³

DASY5 Configuration:

- Area Scan Setting: Find Secondary Maximum Within: 2.0 dB and with a peak SAR value greater than 0.0012W/kg
- Electronics: DAE4 Sn1468; Calibrated: 2018-08-22
- Probe: EX3DV4 - SN7314; ConvF(9.47, 9.47, 9.47); Calibrated: 2018-08-30;
- Sensor-Surface: 2.5mm (Mechanical Surface Detection)
- Phantom: SAM Phantom CRP v5.0(Right); Type: QD000P40CD; Serial: TP:1855

RHS/Touch_GPRS 2slot_ch.190/Area Scan (8x13x1): Measurement grid: dx=15mm, dy=15mm
Maximum value of SAR (measured) = 0.358 W/kg


RHS/Touch_GPRS 2slot_ch.190/Zoom Scan (5x5x7)/Cube 0: Measurement grid: dx=8mm, dy=8mm, dz=5mm

Reference Value = 20.73 V/m; Power Drift = 0.02 dB

Peak SAR (extrapolated) = 0.417 W/kg

SAR(1 g) = 0.338 W/kg; SAR(10 g) = 0.260 W/kg

Maximum value of SAR (measured) = 0.374 W/kg



0 dB = 0.374 W/kg = -4.27 dBW/kg

GSM 850

Frequency: 836.6 MHz; Duty Cycle: 1:4.00037; Room Ambient Temperature: 23.0°C; Liquid Temperature: 22.0°C
Medium parameters used (interpolated): $f = 836.6$ MHz; $\sigma = 1.004$ S/m; $\epsilon_r = 53.262$; $\rho = 1000$ kg/m³

DASY5 Configuration:

- Area Scan Setting: Find Secondary Maximum Within: 2.0 dB and with a peak SAR value greater than 0.0012W/kg
- Electronics: DAE4 Sn1447; Calibrated: 3/15/2018
- Probe: EX3DV4 - SN7313; ConvF(9.59, 9.59, 9.59); Calibrated: 2/20/2018;
- Sensor-Surface: 2.5mm (Mechanical Surface Detection)
- Phantom: ELI v6.0; Type: QDOVA003AA; Serial: TP:2005

Rear/GPRS_2 slots_ch 190/Area Scan (8x14x1): Measurement grid: dx=15mm, dy=15mm
Maximum value of SAR (measured) = 0.575 W/kg

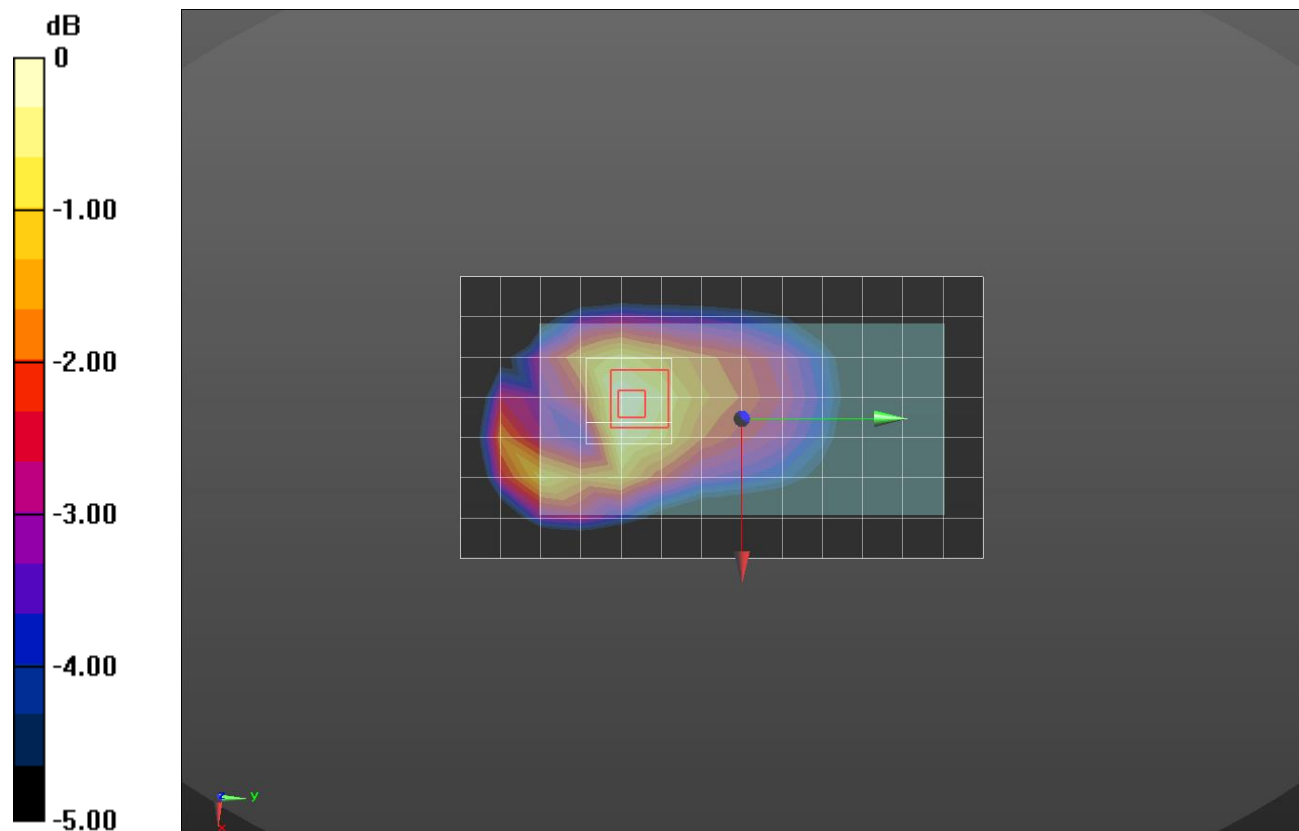
Rear/GPRS_2 slots_ch 190/Zoom Scan (5x5x7)/Cube 0: Measurement grid: dx=8mm, dy=8mm, dz=5mm

Reference Value = 24.13 V/m; Power Drift = -0.01 dB

Peak SAR (extrapolated) = 0.659 W/kg

SAR(1 g) = 0.494 W/kg; SAR(10 g) = 0.360 W/kg

Maximum value of SAR (measured) = 0.568 W/kg



0 dB = 0.568 W/kg = -2.46 dBW/kg

GSM 850

Frequency: 848.8 MHz; Duty Cycle: 1:4.00037; Room Ambient Temperature: 23.0°C; Liquid Temperature: 22.0°C
 Medium parameters used (interpolated): $f = 848.8$ MHz; $\sigma = 1.018$ S/m; $\epsilon_r = 53.143$; $\rho = 1000$ kg/m³

DASY5 Configuration:

- Area Scan Setting: Find Secondary Maximum Within: 2.0 dB and with a peak SAR value greater than 0.0012W/kg
- Electronics: DAE4 Sn1447; Calibrated: 3/15/2018
- Probe: EX3DV4 - SN7313; ConvF(9.59, 9.59, 9.59); Calibrated: 2/20/2018;
- Sensor-Surface: 2.5mm (Mechanical Surface Detection)
- Phantom: ELI v6.0; Type: QDOVA003AA; Serial: TP:2005

Rear/GPRS_2 Slots_ch 251/Area Scan (8x14x1): Measurement grid: dx=15mm, dy=15mm
 Maximum value of SAR (measured) = 1.40 W/kg

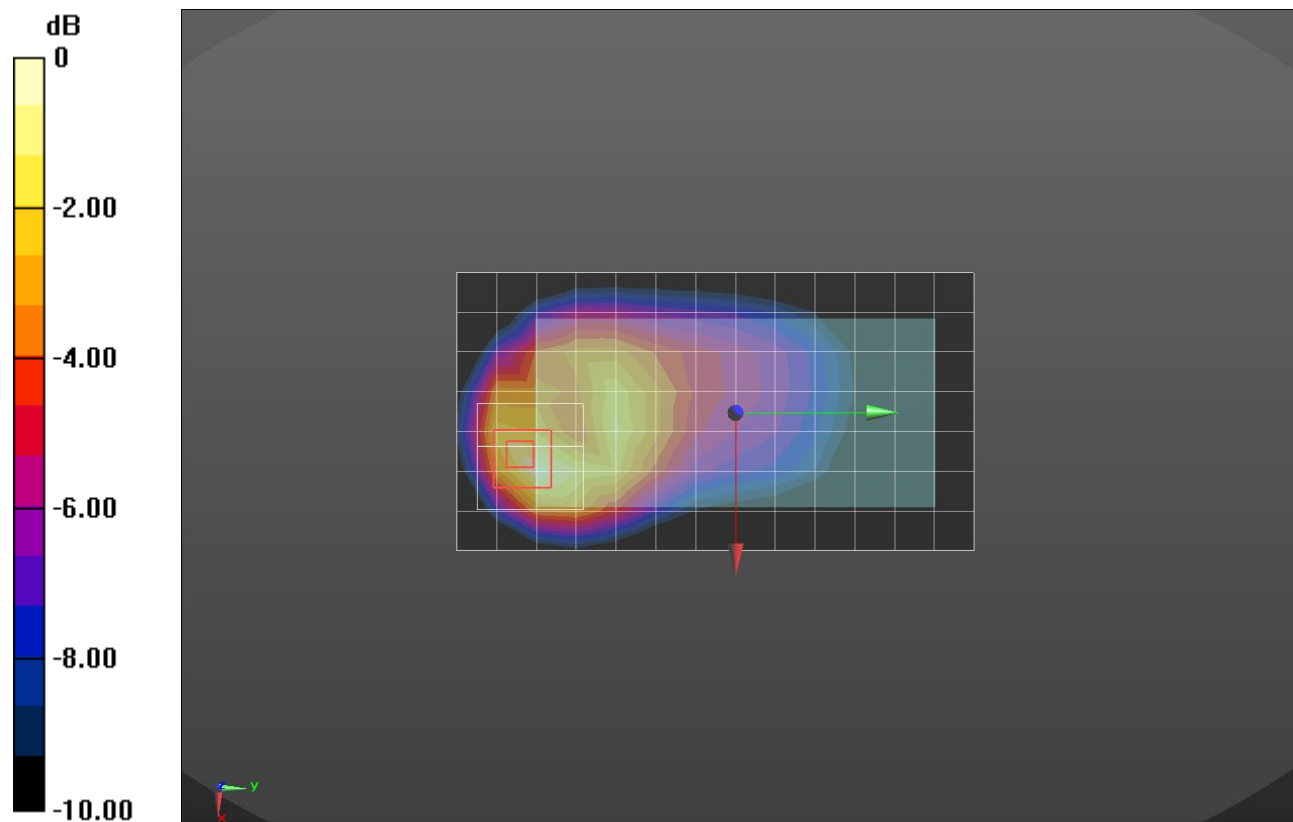
Rear/GPRS_2 Slots_ch 251/Zoom Scan (6x6x7)/Cube 0: Measurement grid: dx=8mm, dy=8mm, dz=5mm

Reference Value = 37.15 V/m; Power Drift = -0.04 dB

Peak SAR (extrapolated) = 1.91 W/kg

SAR(1 g) = 1.1 W/kg; SAR(10 g) = 0.621 W/kg

Maximum value of SAR (measured) = 1.43 W/kg



0 dB = 1.43 W/kg = 1.55 dBW/kg

GSM 1900

Frequency: 1880 MHz; Duty Cycle: 1:2.60016; Room Ambient Temperature: 23.0°C; Liquid Temperature: 22.0°C
Medium parameters used: $f = 1880$ MHz; $\sigma = 1.432$ S/m; $\epsilon_r = 38.576$; $\rho = 1000$ kg/m³

DASY5 Configuration:

- Area Scan Setting: Find Secondary Maximum Within: 2.0 dB and with a peak SAR value greater than 0.0012W/kg
- Electronics: DAE4 Sn1259; Calibrated: 7/26/2018
- Probe: EX3DV4 - SN3991; ConvF(8.43, 8.43, 8.43); Calibrated: 5/24/2018;
- Sensor-Surface: 2.5mm (Mechanical Surface Detection)
- Phantom: Twin-SAM V5.0 (30deg probe tilt)_20181018; Type: QD 000 P40 CD; Serial: 1829

LHS/Touch_GPRS_3slot_ch.661/Area Scan (8x13x1): Measurement grid: dx=15mm, dy=15mm
Maximum value of SAR (measured) = 0.111 W/kg

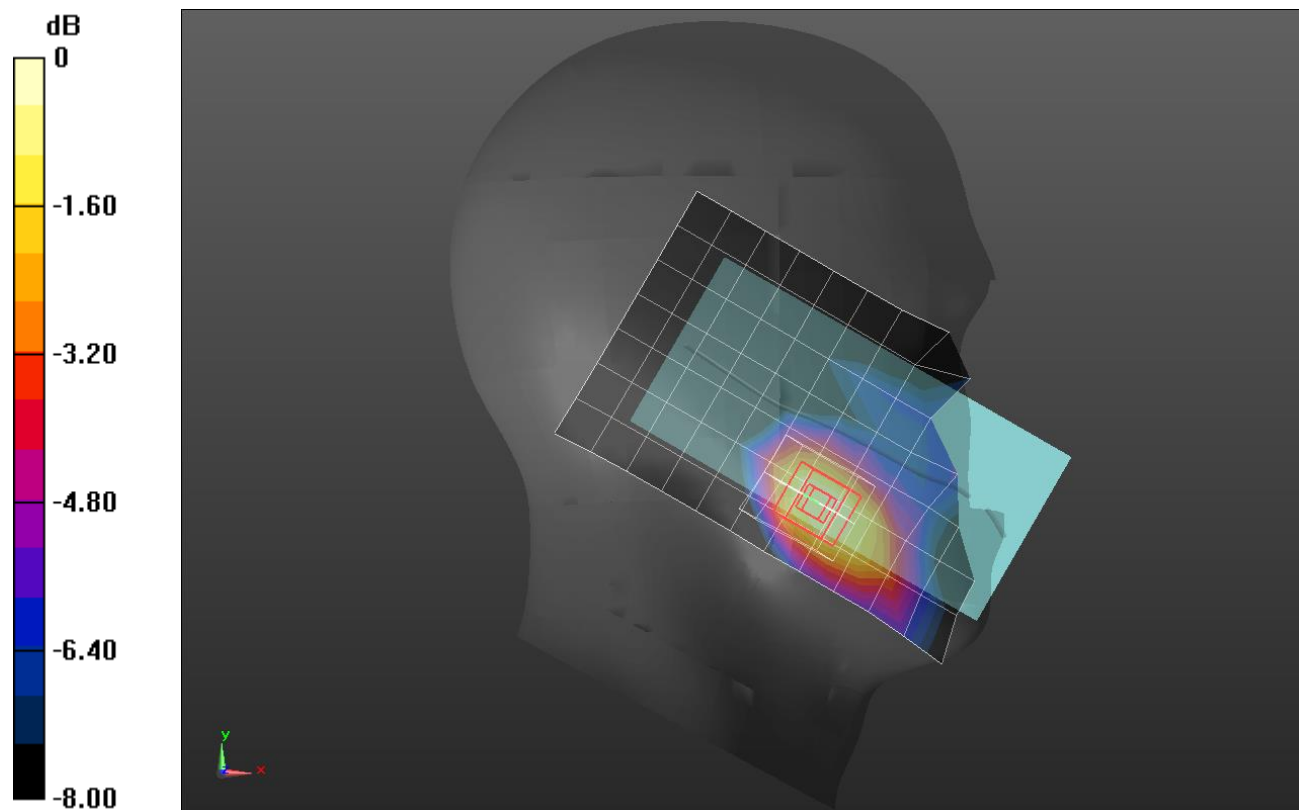
LHS/Touch_GPRS_3slot_ch.661/Zoom Scan (5x5x7)/Cube 0: Measurement grid: dx=8mm, dy=8mm, dz=5mm

Reference Value = 9.164 V/m; Power Drift = 0.14 dB

Peak SAR (extrapolated) = 0.157 W/kg

SAR(1 g) = 0.097 W/kg; SAR(10 g) = 0.058 W/kg

Maximum value of SAR (measured) = 0.122 W/kg



0 dB = 0.122 W/kg = -9.14 dBW/kg

GSM 1900

Frequency: 1880 MHz; Duty Cycle: 1:2.60016; Room Ambient Temperature: 23.0°C; Liquid Temperature: 22.0°C
 Medium parameters used: $f = 1880$ MHz; $\sigma = 1.488$ S/m; $\epsilon_r = 51.255$; $\rho = 1000$ kg/m³

DASY5 Configuration:

- Area Scan Setting: Find Secondary Maximum Within: 2.0 dB and with a peak SAR value greater than 0.0012W/kg
- Electronics: DAE4 Sn1468; Calibrated: 2018-08-22
- Probe: EX3DV4 - SN7314; ConvF(7.74, 7.74, 7.74); Calibrated: 2018-08-30;
- Sensor-Surface: 2.5mm (Mechanical Surface Detection)
- Phantom: ELI v6.0; Type: QDOVA003AA; Serial: TP:2005

Rear/GPRS_3 slots_ch 661/Area Scan (7x14x1): Measurement grid: dx=15mm, dy=15mm
 Maximum value of SAR (measured) = 0.490 W/kg

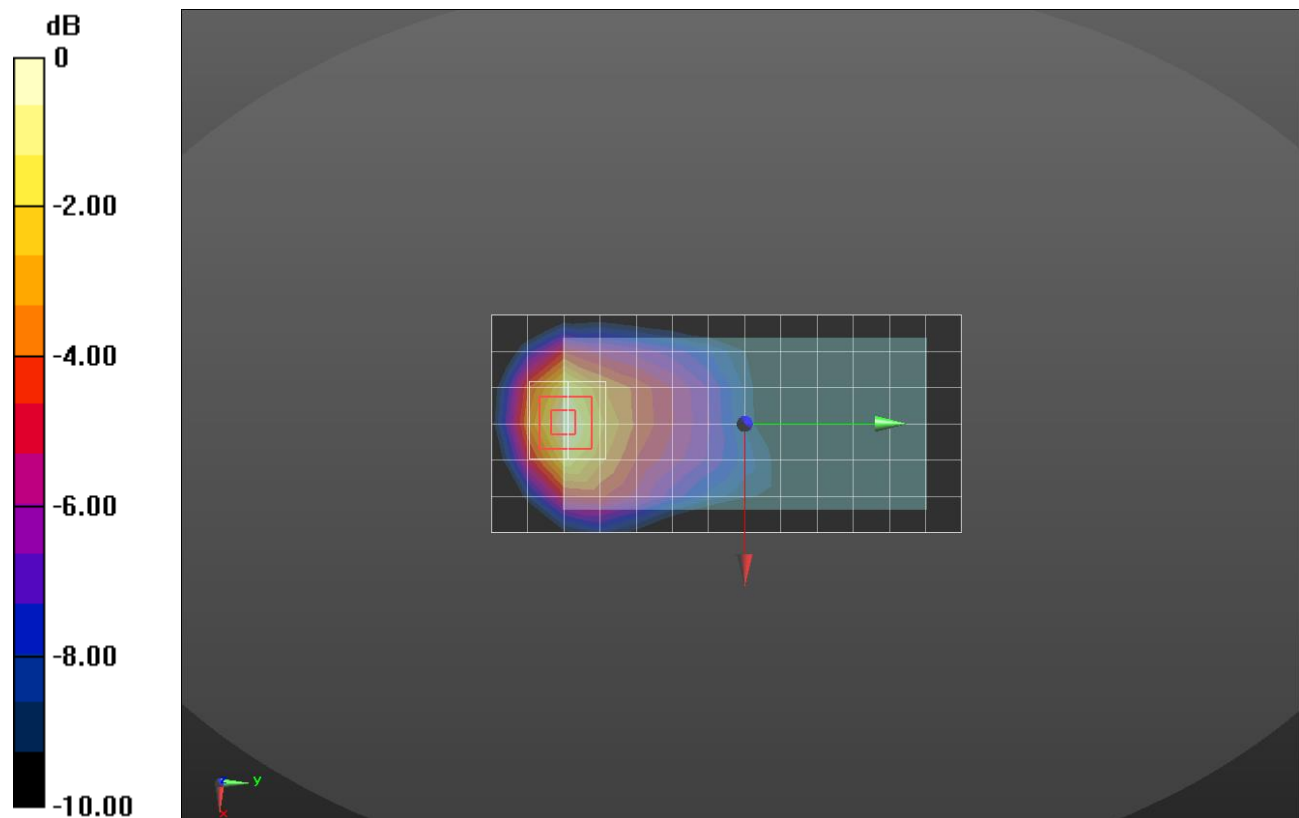
Rear/GPRS_3 slots_ch 661/Zoom Scan (5x5x7)/Cube 0: Measurement grid: dx=8mm, dy=8mm, dz=5mm

Reference Value = 18.21 V/m; Power Drift = -0.09 dB

Peak SAR (extrapolated) = 0.615 W/kg

SAR(1 g) = 0.380 W/kg; SAR(10 g) = 0.219 W/kg

Maximum value of SAR (measured) = 0.477 W/kg



0 dB = 0.477 W/kg = -3.21 dBW/kg

GSM 1900

Frequency: 1909.8 MHz; Duty Cycle: 1:2.60016; Room Ambient Temperature: 23.0°C; Liquid Temperature: 22.0°C
 Medium parameters used: $f = 1910$ MHz; $\sigma = 1.564$ S/m; $\epsilon_r = 52.446$; $\rho = 1000$ kg/m³

DASY5 Configuration:

- Area Scan Setting: Find Secondary Maximum Within: 2.0 dB and with a peak SAR value greater than 0.0012W/kg
- Electronics: DAE4 Sn1468; Calibrated: 2018-08-22
- Probe: EX3DV4 - SN7314; ConvF(7.74, 7.74, 7.74); Calibrated: 2018-08-30;
- Sensor-Surface: 2.5mm (Mechanical Surface Detection)
- Phantom: ELI v6.0; Type: QDOVA003AA; Serial: TP:2005

Edge 3/GPRS_3 slots_ch 810/Area Scan (5x9x1): Measurement grid: dx=15mm, dy=15mm

Maximum value of SAR (measured) = 1.13 W/kg

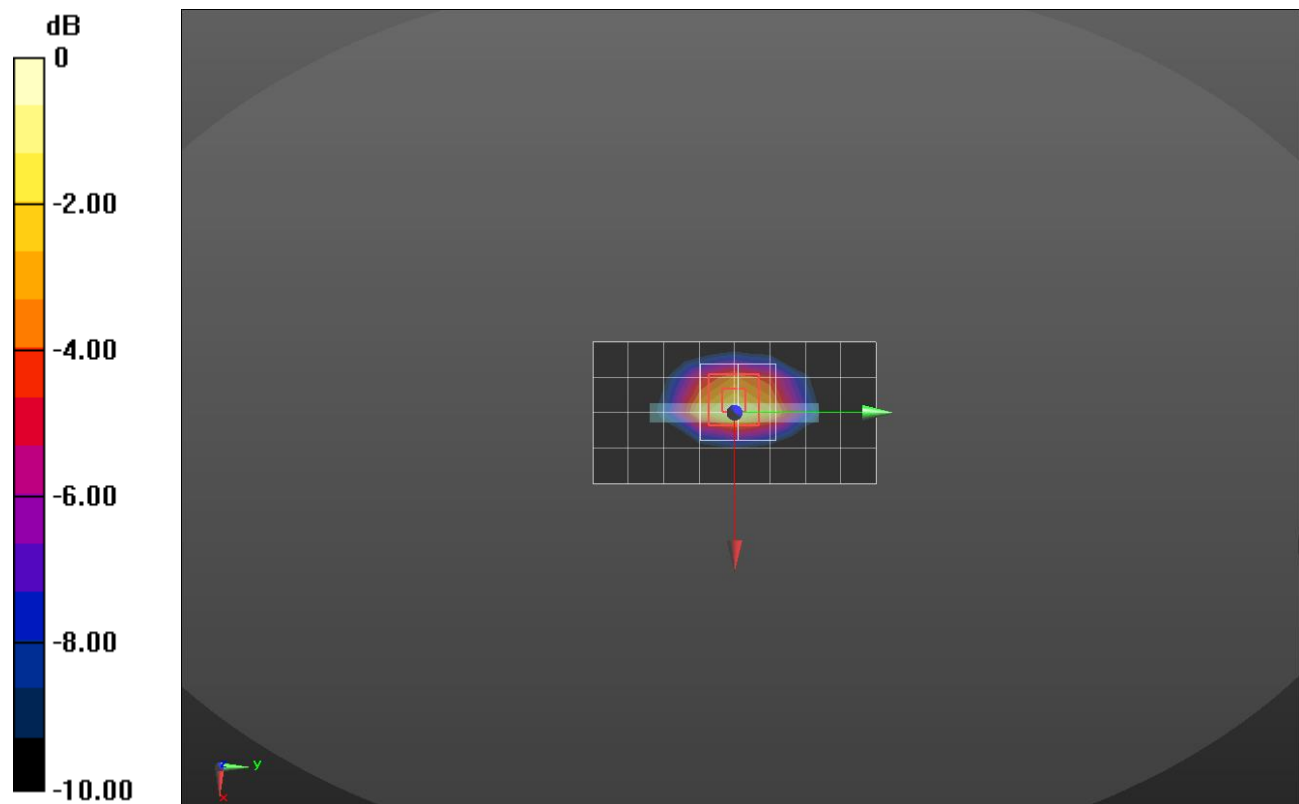
Edge 3/GPRS_3 slots_ch 810/Zoom Scan (5x5x7)/Cube 0: Measurement grid: dx=8mm, dy=8mm, dz=5mm

Reference Value = 28.91 V/m; Power Drift = -0.09 dB

Peak SAR (extrapolated) = 1.64 W/kg

SAR(1 g) = 0.945 W/kg; SAR(10 g) = 0.491 W/kg

Maximum value of SAR (measured) = 1.25 W/kg



0 dB = 1.25 W/kg = 0.97 dBW/kg

W-CDMA Band II

Frequency: 1880 MHz; Duty Cycle: 1:1; Room Ambient Temperature: 23.0°C; Liquid Temperature: 22.0°C
 Medium parameters used: $f = 1880 \text{ MHz}$; $\sigma = 1.433 \text{ S/m}$; $\epsilon_r = 38.768$; $\rho = 1000 \text{ kg/m}^3$

DASY5 Configuration:

- Area Scan Setting: Find Secondary Maximum Within: 2.0 dB and with a peak SAR value greater than 0.0012W/kg
- Electronics: DAE4 Sn1259; Calibrated: 7/26/2018
- Probe: EX3DV4 - SN3991; ConvF(8.43, 8.43, 8.43); Calibrated: 5/24/2018;
- Sensor-Surface: 2.5mm (Mechanical Surface Detection)
- Phantom: Twin-SAM V5.0 (30deg probe tilt)_20181018; Type: QD 000 P40 CD; Serial: 1829

LHS/Touch_RMC Rel.99 ch 9400/Area Scan (8x12x1): Measurement grid: dx=15mm, dy=15mm
 Maximum value of SAR (measured) = 0.190 W/kg

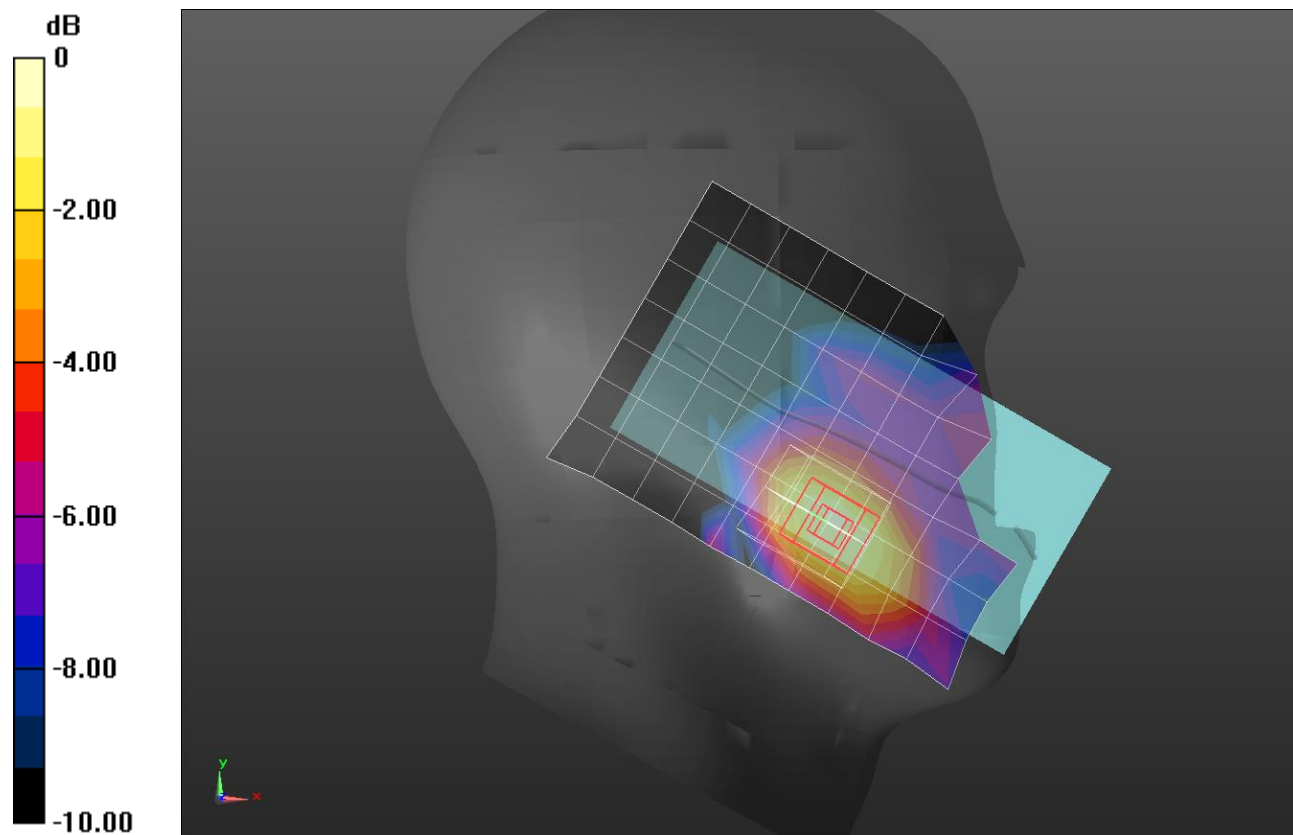
LHS/Touch_RMC Rel.99 ch 9400/Zoom Scan (5x5x7)/Cube 0: Measurement grid: dx=8mm, dy=8mm, dz=5mm

Reference Value = 11.20 V/m; Power Drift = 0.15 dB

Peak SAR (extrapolated) = 0.271 W/kg

SAR(1 g) = 0.166 W/kg; SAR(10 g) = 0.098 W/kg

Maximum value of SAR (measured) = 0.209 W/kg



0 dB = 0.209 W/kg = -6.80 dBW/kg

W-CDMA Band II

Frequency: 1880 MHz; Duty Cycle: 1:1; Room Ambient Temperature: 23.0°C; Liquid Temperature: 22.0°C
 Medium parameters used: $f = 1880$ MHz; $\sigma = 1.506$ S/m; $\epsilon_r = 52.538$; $\rho = 1000$ kg/m³

DASY5 Configuration:

- Area Scan Setting: Find Secondary Maximum Within: 2.0 dB and with a peak SAR value greater than 0.0012W/kg
- Electronics: DAE4 Sn1468; Calibrated: 2018-08-22
- Probe: EX3DV4 - SN7314; ConvF(7.74, 7.74, 7.74); Calibrated: 2018-08-30;
- Sensor-Surface: 2.5mm (Mechanical Surface Detection)
- Phantom: ELI v6.0; Type: QDOVA003AA; Serial: TP:2005

Rear/Rel.99_ch 9400/Area Scan (8x14x1): Measurement grid: dx=15mm, dy=15mm

Maximum value of SAR (measured) = 0.687 W/kg

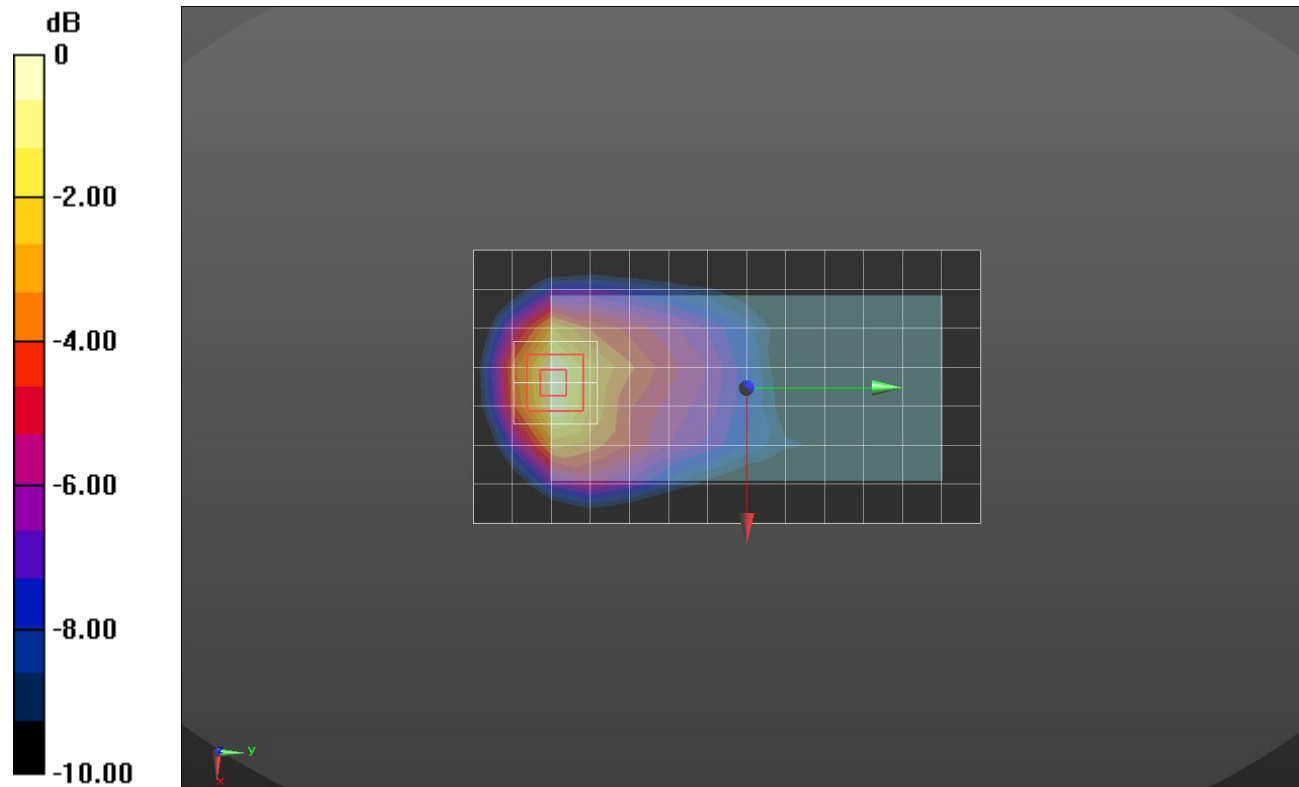
Rear/Rel.99_ch 9400/Zoom Scan (5x5x7)/Cube 0: Measurement grid: dx=8mm, dy=8mm, dz=5mm

Reference Value = 21.63 V/m; Power Drift = -0.05 dB

Peak SAR (extrapolated) = 0.914 W/kg

SAR(1 g) = 0.574 W/kg; SAR(10 g) = 0.337 W/kg

Maximum value of SAR (measured) = 0.725 W/kg



0 dB = 0.725 W/kg = -1.40 dBW/kg

W-CDMA Band II

Frequency: 1907.6 MHz; Duty Cycle: 1:1; Room Ambient Temperature: 23.0°C; Liquid Temperature: 22.0°C
 Medium parameters used (interpolated): $f = 1907.6$ MHz; $\sigma = 1.537$ S/m; $\epsilon_r = 52.461$; $\rho = 1000$ kg/m³

DASY5 Configuration:

- Area Scan Setting: Find Secondary Maximum Within: 2.0 dB and with a peak SAR value greater than 0.0012W/kg
- Electronics: DAE4 Sn1468; Calibrated: 2018-08-22
- Probe: EX3DV4 - SN7314; ConvF(7.74, 7.74, 7.74); Calibrated: 2018-08-30;
- Sensor-Surface: 2.5mm (Mechanical Surface Detection)
- Phantom: ELI v6.0; Type: QDOVA003AA; Serial: TP:2005

Edge 3/Rel.99_ch 9538/Area Scan (9x5x1): Measurement grid: dx=15mm, dy=15mm

Maximum value of SAR (measured) = 1.21 W/kg


Edge 3/Rel.99_ch 9538/Zoom Scan (5x5x7)/Cube 0: Measurement grid: dx=8mm, dy=8mm, dz=5mm

Reference Value = 30.44 V/m; Power Drift = 0.02 dB

Peak SAR (extrapolated) = 1.82 W/kg

SAR(1 g) = 1.05 W/kg; SAR(10 g) = 0.550 W/kg

Maximum value of SAR (measured) = 1.39 W/kg



0 dB = 1.39 W/kg = 1.43 dBW/kg

W-CDMA Band II

Frequency: 1852.4 MHz; Duty Cycle: 1:1; Room Ambient Temperature: 23.0°C; Liquid Temperature: 22.0°C
 Medium parameters used (interpolated): $f = 1852.4$ MHz; $\sigma = 1.476$ S/m; $\epsilon_r = 52.61$; $\rho = 1000$ kg/m³

DASY5 Configuration:

- Area Scan Setting: Find Secondary Maximum Within: 2.0 dB and with a peak SAR value greater than 0.0012W/kg
- Electronics: DAE4 Sn1468; Calibrated: 2018-08-22
- Probe: EX3DV4 - SN7314; ConvF(7.74, 7.74, 7.74); Calibrated: 2018-08-30;
- Sensor-Surface: 2.5mm (Mechanical Surface Detection)
- Phantom: ELI v6.0; Type: QDOVA003AA; Serial: TP:2005

Rear/Rel.99_ch 9262/Area Scan (7x14x1): Measurement grid: dx=15mm, dy=15mm

Maximum value of SAR (measured) = 6.41 W/kg

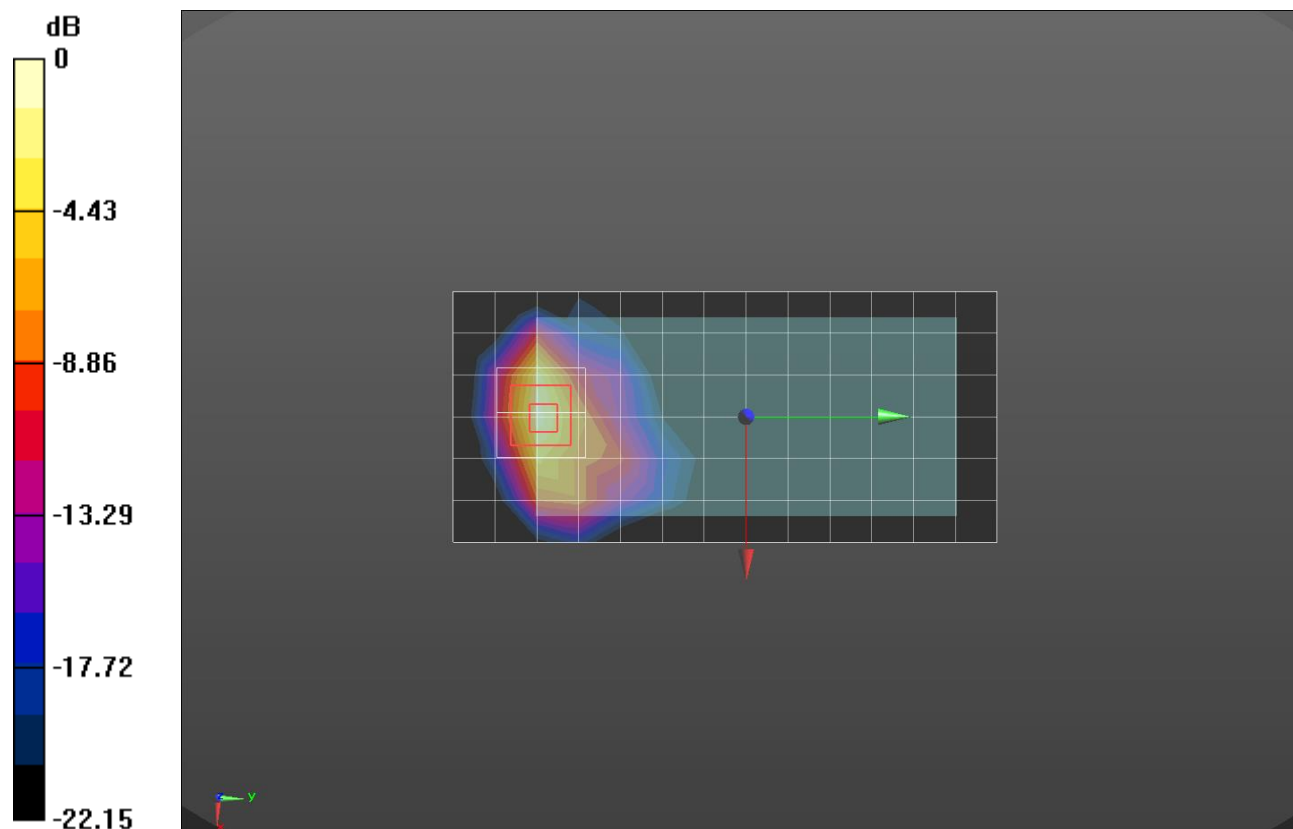
Rear/Rel.99_ch 9262/Zoom Scan (5x5x7)/Cube 0: Measurement grid: dx=8mm, dy=8mm, dz=5mm

Reference Value = 66.90 V/m; Power Drift = 0.14 dB

Peak SAR (extrapolated) = 9.78 W/kg

SAR(1 g) = 4.88 W/kg; SAR(10 g) = 2.17 W/kg

Maximum value of SAR (measured) = 6.80 W/kg



0 dB = 6.80 W/kg = 8.33 dBW/kg

W-CDMA Band IV

Frequency: 1712.4 MHz; Duty Cycle: 1:1; Room Ambient Temperature: 23.0°C; Liquid Temperature: 22.0°C
 Medium parameters used (interpolated): $f = 1712.4$ MHz; $\sigma = 1.288$ S/m; $\epsilon_r = 39.329$; $\rho = 1000$ kg/m³

DASY5 Configuration:

- Area Scan Setting: Find Secondary Maximum Within: 2.0 dB and with a peak SAR value greater than 0.0012W/kg
- Electronics: DAE4 Sn1259; Calibrated: 7/26/2018
- Probe: EX3DV4 - SN3991; ConvF(8.81, 8.81, 8.81); Calibrated: 5/24/2018;
- Sensor-Surface: 2.5mm (Mechanical Surface Detection)
- Phantom: Twin-SAM V5.0 (30deg probe tilt)_20181018; Type: QD 000 P40 CD; Serial: 1829

LHS/Touch_RMC Rel.99 Ch 1312/Area Scan (8x13x1): Measurement grid: dx=15mm, dy=15mm
 Maximum value of SAR (measured) = 0.278 W/kg

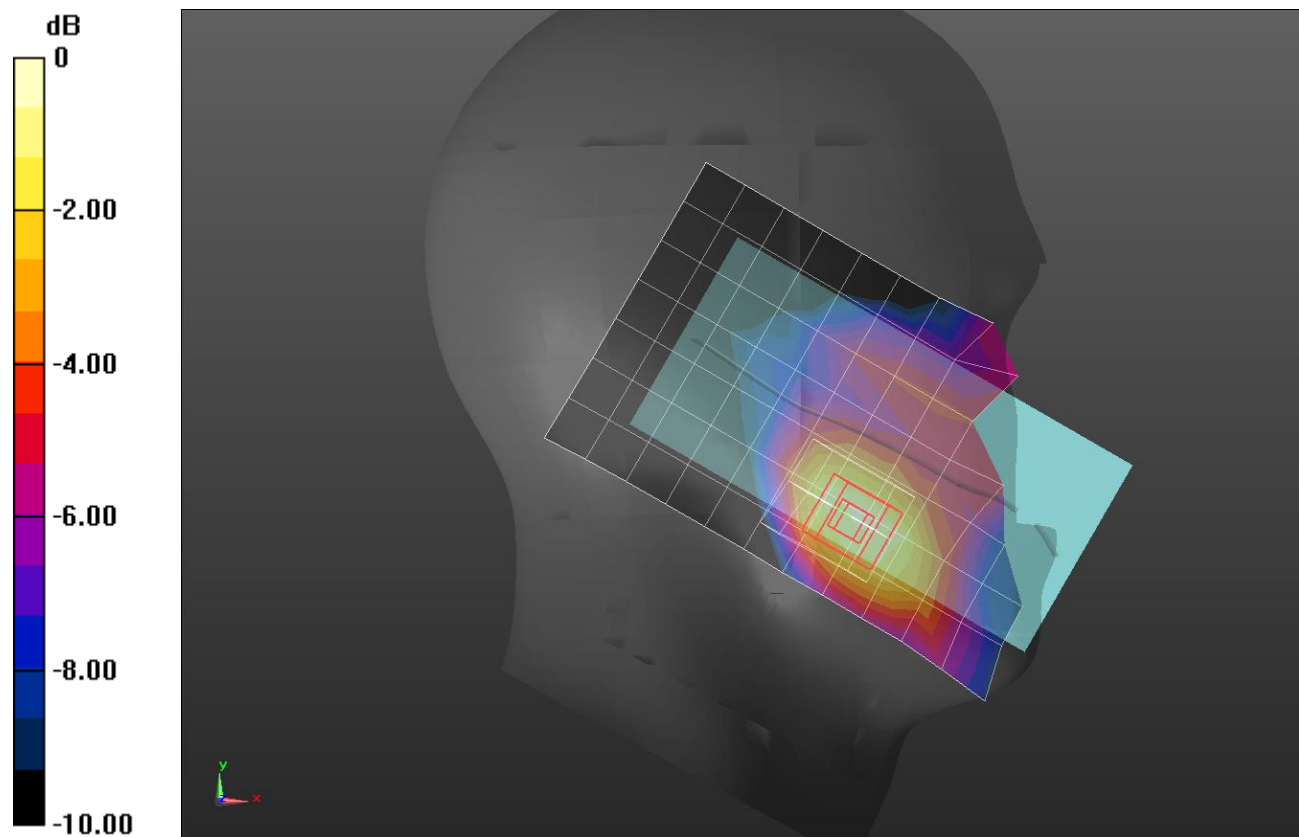
LHS/Touch_RMC Rel.99 Ch 1312/Zoom Scan (5x5x7)/Cube 0: Measurement grid: dx=8mm, dy=8mm, dz=5mm

Reference Value = 13.87 V/m; Power Drift = 0.18 dB

Peak SAR (extrapolated) = 0.371 W/kg

SAR(1 g) = 0.242 W/kg; SAR(10 g) = 0.152 W/kg

Maximum value of SAR (measured) = 0.296 W/kg



0 dB = 0.296 W/kg = -5.29 dBW/kg

W-CDMA Band IV

Frequency: 1712.4 MHz; Duty Cycle: 1:1; Room Ambient Temperature: 23.0°C; Liquid Temperature: 22.0°C
 Medium parameters used (interpolated): $f = 1712.4$ MHz; $\sigma = 1.439$ S/m; $\epsilon_r = 51.892$; $\rho = 1000$ kg/m³

DASY5 Configuration:

- Area Scan Setting: Find Secondary Maximum Within: 2.0 dB and with a peak SAR value greater than 0.0012W/kg
- Electronics: DAE4 Sn1468; Calibrated: 2018-08-22
- Probe: EX3DV4 - SN7314; ConvF(8.03, 8.03, 8.03); Calibrated: 2018-08-30;
- Sensor-Surface: 2.5mm (Mechanical Surface Detection)
- Phantom: ELI v6.0; Type: QDOVA003AA; Serial: TP:2005

Rear/Rel.99_ch 1312/Area Scan (8x14x1): Measurement grid: dx=15mm, dy=15mm

Maximum value of SAR (measured) = 0.865 W/kg

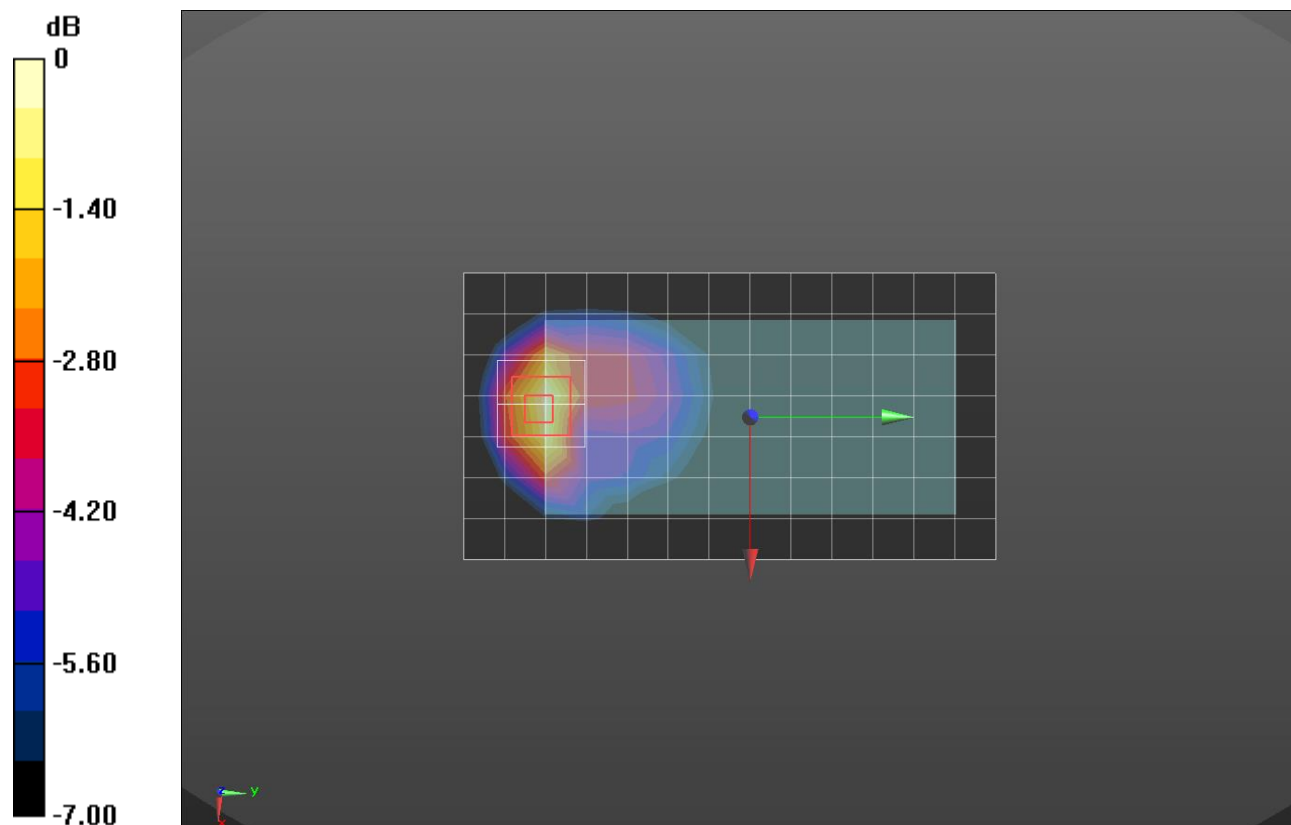
Rear/Rel.99_ch 1312/Zoom Scan (5x5x7)/Cube 0: Measurement grid: dx=8mm, dy=8mm, dz=5mm

Reference Value = 24.76 V/m; Power Drift = -0.10 dB

Peak SAR (extrapolated) = 1.11 W/kg

SAR(1 g) = 0.719 W/kg; SAR(10 g) = 0.432 W/kg

Maximum value of SAR (measured) = 0.898 W/kg



0 dB = 0.898 W/kg = -0.47 dBW/kg

W-CDMA Band IV

Frequency: 1712.4 MHz; Duty Cycle: 1:1; Room Ambient Temperature: 23.0°C; Liquid Temperature: 22.0°C
Medium parameters used (interpolated): $f = 1712.4$ MHz; $\sigma = 1.439$ S/m; $\epsilon_r = 51.892$; $\rho = 1000$ kg/m³

DASY5 Configuration:

- Area Scan Setting: Find Secondary Maximum Within: 2.0 dB and with a peak SAR value greater than 0.0012W/kg
- Electronics: DAE4 Sn1468; Calibrated: 2018-08-22
- Probe: EX3DV4 - SN7314; ConvF(8.03, 8.03, 8.03); Calibrated: 2018-08-30;
- Sensor-Surface: 2.5mm (Mechanical Surface Detection)
- Phantom: ELI v6.0; Type: QDOVA003AA; Serial: TP:2005

Edge 3/Rel.99_ch 1312/Area Scan (9x5x1): Measurement grid: dx=15mm, dy=15mm

Maximum value of SAR (measured) = 1.07 W/kg

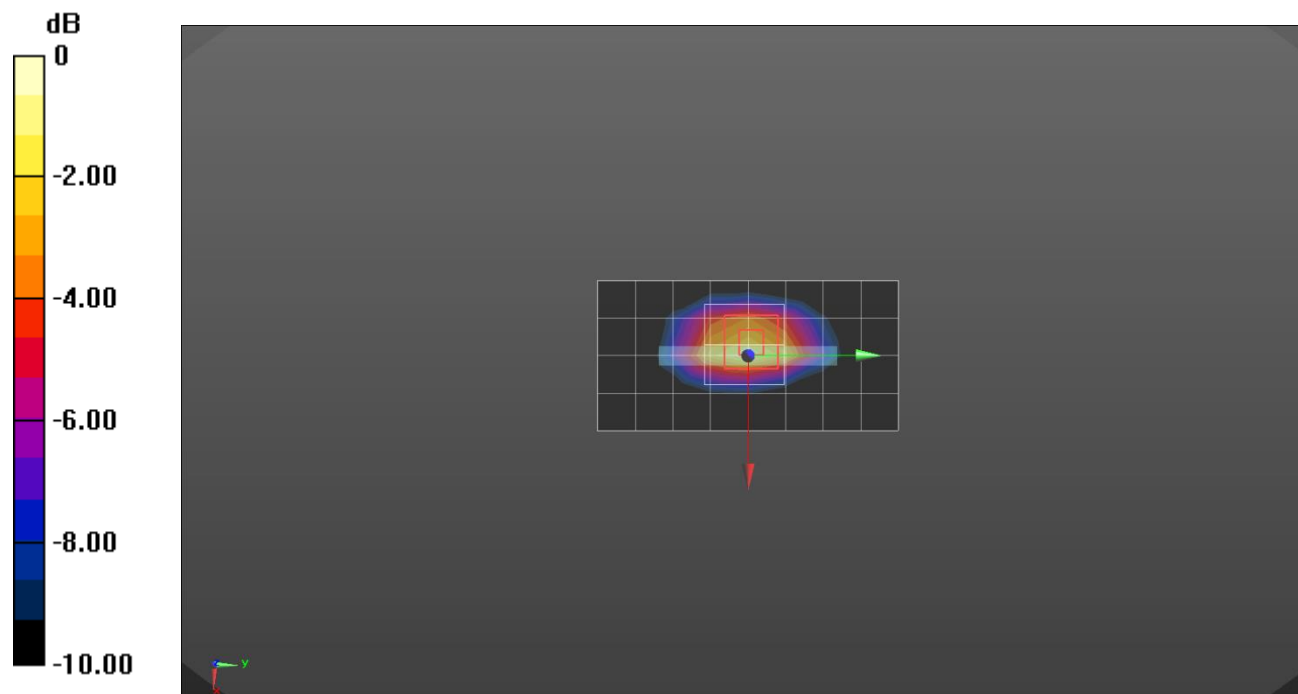
Edge 3/Rel.99_ch 1312/Zoom Scan (5x5x7)/Cube 0: Measurement grid: dx=8mm, dy=8mm, dz=5mm

Reference Value = 29.63 V/m; Power Drift = 0.03 dB

Peak SAR (extrapolated) = 1.58 W/kg

SAR(1 g) = 0.966 W/kg; SAR(10 g) = 0.526 W/kg

Maximum value of SAR (measured) = 1.24 W/kg



0 dB = 1.24 W/kg = 0.93 dBW/kg

W-CDMA Band IV

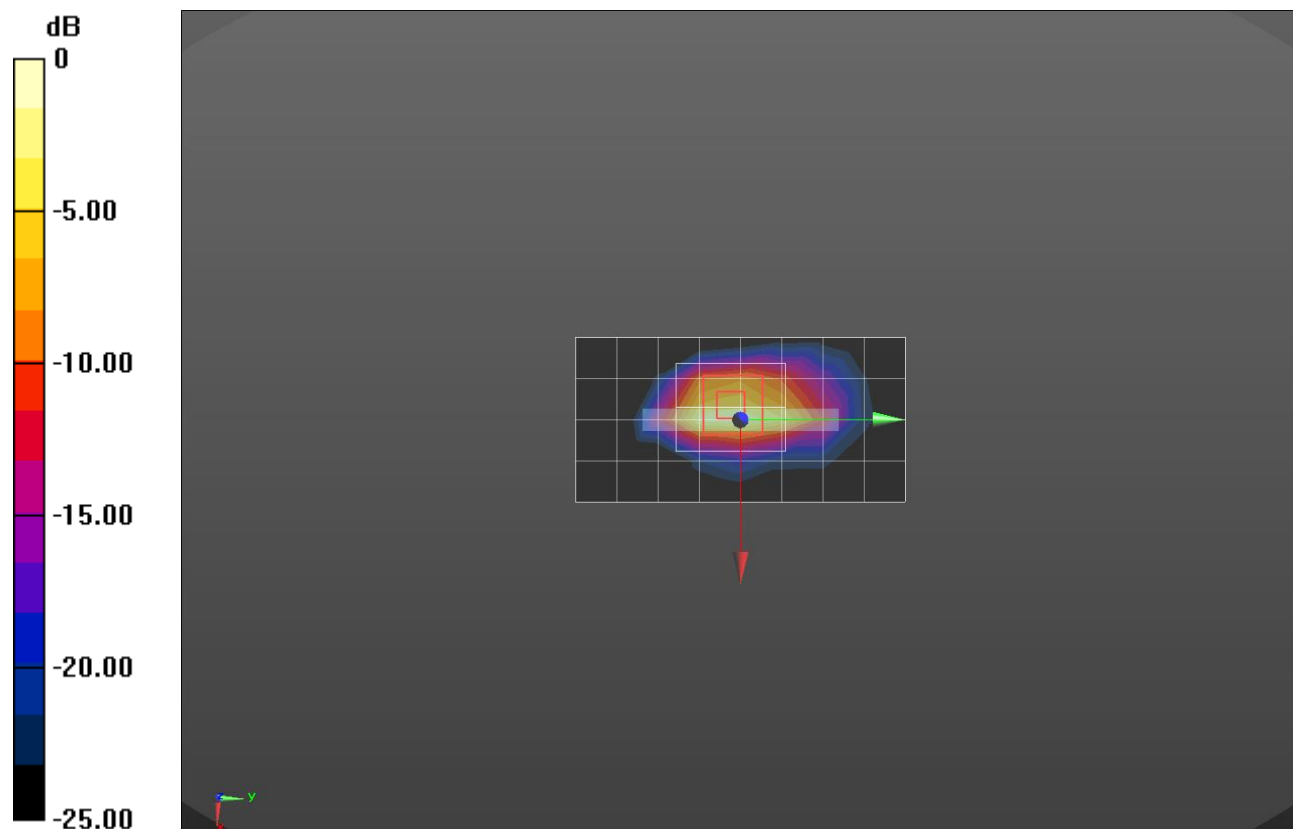
Frequency: 1712.4 MHz; Duty Cycle: 1:1; Room Ambient Temperature: 23.0°C; Liquid Temperature: 22.0°C
 Medium parameters used (interpolated): $f = 1712.4$ MHz; $\sigma = 1.395$ S/m; $\epsilon_r = 52.068$; $\rho = 1000$ kg/m³

DASY5 Configuration:

- Area Scan Setting: Find Secondary Maximum Within: 2.0 dB and with a peak SAR value greater than 0.0012W/kg
- Electronics: DAE4 Sn1468; Calibrated: 2018-08-22
- Probe: EX3DV4 - SN7314; ConvF(8.03, 8.03, 8.03); Calibrated: 2018-08-30;
- Sensor-Surface: 2.5mm (Mechanical Surface Detection)
- Phantom: ELI v6.0; Type: QDOVA003AA; Serial: TP:2005

Edge 3/Rel.99_ch 1312/Area Scan (9x5x1): Measurement grid: dx=15mm, dy=15mm
 Maximum value of SAR (measured) = 6.30 W/kg

Edge 3/Rel.99_ch 1312/Zoom Scan (5x6x7)/Cube 0: Measurement grid: dx=8mm, dy=8mm, dz=5mm
 Reference Value = 83.75 V/m; Power Drift = 0.08 dB
 Peak SAR (extrapolated) = 13.3 W/kg
SAR(1 g) = 6.53 W/kg; SAR(10 g) = 2.85 W/kg
 Maximum value of SAR (measured) = 9.53 W/kg



0 dB = 9.53 W/kg = 9.79 dBW/kg

W-CDMA Band V

Frequency: 836.6 MHz; Duty Cycle: 1:1; Room Ambient Temperature: 23.0°C; Liquid Temperature: 22.0°C
 Medium parameters used (interpolated): $f = 836.6$ MHz; $\sigma = 0.929$ S/m; $\epsilon_r = 40.48$; $\rho = 1000$ kg/m³

DASY5 Configuration:

- Area Scan Setting: Find Secondary Maximum Within: 2.0 dB and with a peak SAR value greater than 0.0012W/kg
- Averaged Fast SAR: Polynomial fit
- Electronics: DAE4 Sn1468; Calibrated: 2018-08-22
- Probe: EX3DV4 - SN7314; ConvF(9.47, 9.47, 9.47); Calibrated: 2018-08-30;
- Sensor-Surface: 2.5mm (Mechanical Surface Detection)
- Phantom: SAM Phantom CRP v5.0(Right); Type: QD000P40CD; Serial: TP:1855

RHS/Touch_RMC Rel.99 ch 4183/Area Scan (8x13x1): Measurement grid: dx=15mm, dy=15mm
 Maximum value of SAR (measured) = 0.193 W/kg


RHS/Touch_RMC Rel.99 ch 4183/Zoom Scan (5x5x7)/Cube 0: Measurement grid: dx=8mm, dy=8mm, dz=5mm

Reference Value = 15.02 V/m; Power Drift = 0.07 dB

Peak SAR (extrapolated) = 0.222 W/kg

SAR(1 g) = 0.180 W/kg; SAR(10 g) = 0.140 W/kg

Maximum value of SAR (measured) = 0.199 W/kg



0 dB = 0.199 W/kg = -7.01 dBW/kg

W-CDMA Band V

Frequency: 836.6 MHz; Duty Cycle: 1:1; Room Ambient Temperature: 23.0°C; Liquid Temperature: 22.0°C
 Medium parameters used (interpolated): $f = 836.6$ MHz; $\sigma = 1.002$ S/m; $\epsilon_r = 52.989$; $\rho = 1000$ kg/m³

DASY5 Configuration:

- Area Scan Setting: Find Secondary Maximum Within: 2.0 dB and with a peak SAR value greater than 0.0012W/kg
- Averaged Fast SAR: Polynomial fit
- Electronics: DAE4 Sn1468; Calibrated: 2018-08-22
- Probe: EX3DV4 - SN7314; ConvF(9.85, 9.85, 9.85); Calibrated: 2018-08-30;
- Sensor-Surface: 2.5mm (Mechanical Surface Detection)
- Phantom: ELI v6.0; Type: QDOVA003AA; Serial: TP:2005

Rear/Rel.99_ch 4183/Area Scan (8x14x1): Measurement grid: dx=15mm, dy=15mm

Maximum value of SAR (measured) = 0.263 W/kg

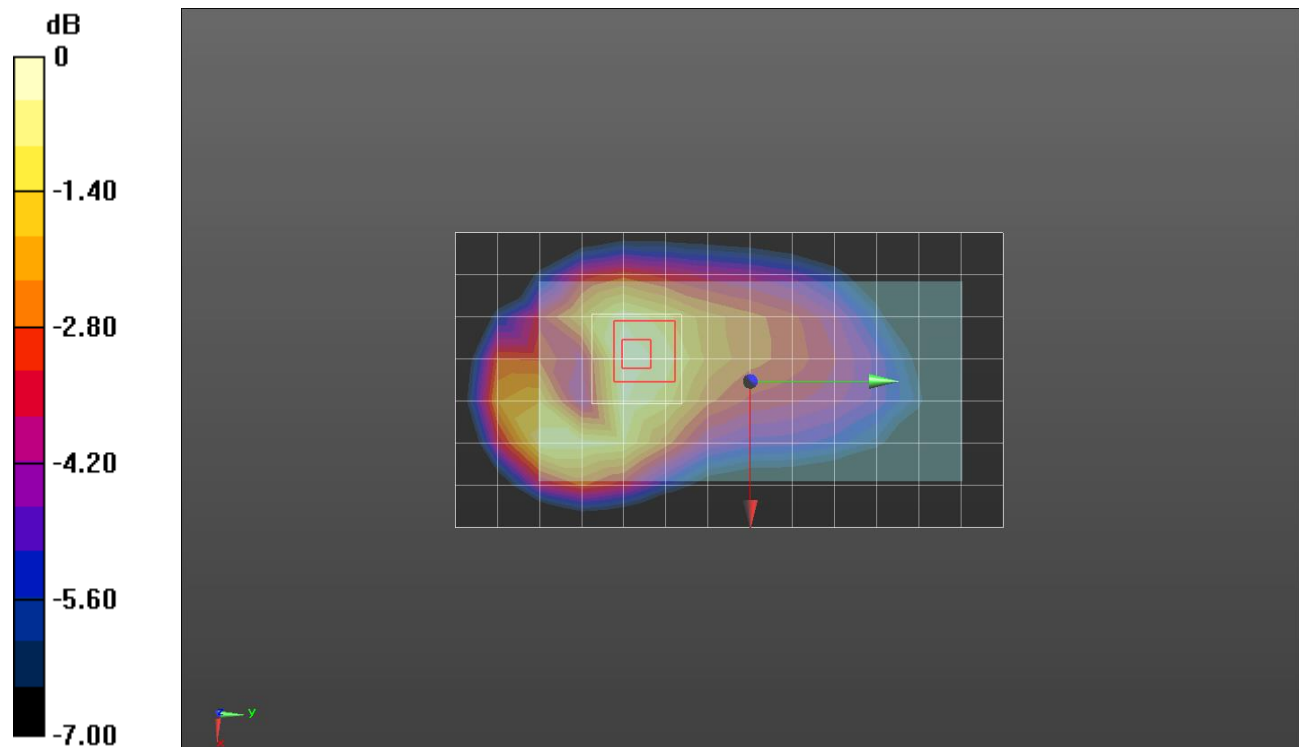
Rear/Rel.99_ch 4183/Zoom Scan (5x5x7)/Cube 0: Measurement grid: dx=8mm, dy=8mm, dz=5mm

Reference Value = 16.38 V/m; Power Drift = 0.04 dB

Peak SAR (extrapolated) = 0.312 W/kg

SAR(1 g) = 0.233 W/kg; SAR(10 g) = 0.167 W/kg

Maximum value of SAR (measured) = 0.269 W/kg



0 dB = 0.269 W/kg = -5.70 dBW/kg

W-CDMA Band V

Frequency: 836.6 MHz; Duty Cycle: 1:1; Room Ambient Temperature: 23.0°C; Liquid Temperature: 22.0°C
 Medium parameters used (interpolated): $f = 836.6$ MHz; $\sigma = 1.002$ S/m; $\epsilon_r = 52.989$; $\rho = 1000$ kg/m³

DASY5 Configuration:

- Area Scan Setting: Find Secondary Maximum Within: 2.0 dB and with a peak SAR value greater than 0.0012W/kg
- Averaged Fast SAR: Polynomial fit
- Electronics: DAE4 Sn1468; Calibrated: 2018-08-22
- Probe: EX3DV4 - SN7314; ConvF(9.85, 9.85, 9.85); Calibrated: 2018-08-30;
- Sensor-Surface: 2.5mm (Mechanical Surface Detection)
- Phantom: ELI v6.0; Type: QDOVA003AA; Serial: TP:2005

Rear/Rel.99_ch 4183/Area Scan (8x14x1): Measurement grid: dx=15mm, dy=15mm

Maximum value of SAR (measured) = 0.565 W/kg

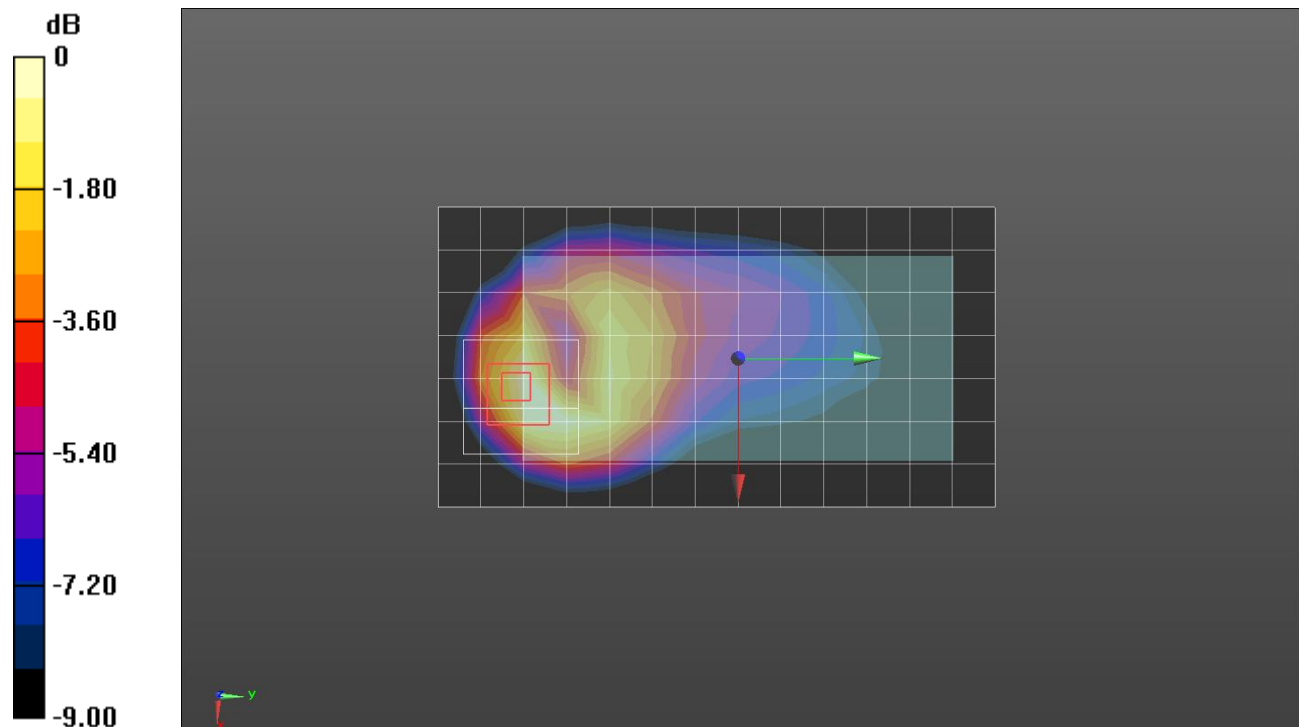
Rear/Rel.99_ch 4183/Zoom Scan (6x6x7)/Cube 0: Measurement grid: dx=8mm, dy=8mm, dz=5mm

Reference Value = 24.11 V/m; Power Drift = -0.18 dB

Peak SAR (extrapolated) = 0.800 W/kg

SAR(1 g) = 0.461 W/kg; SAR(10 g) = 0.263 W/kg

Maximum value of SAR (measured) = 0.579 W/kg



0 dB = 0.579 W/kg = -2.37 dBW/kg

LTE Band 2

Frequency: 1880 MHz; Duty Cycle: 1:1; Room Ambient Temperature: 23.0°C; Liquid Temperature: 22.0°C

Medium parameters used: $f = 1880$ MHz; $\sigma = 1.435$ S/m; $\epsilon_r = 40.111$; $\rho = 1000$ kg/m³

DASY5 Configuration:

- Area Scan Setting: Find Secondary Maximum Within: 2.0 dB and with a peak SAR value greater than 0.0012W/kg
- Electronics: DAE4 Sn1259; Calibrated: 7/26/2018
- Probe: EX3DV4 - SN3991; ConvF(8.43, 8.43, 8.43); Calibrated: 5/24/2018;
- Sensor-Surface: 2.5mm (Mechanical Surface Detection)
- Phantom: Twin-SAM V5.0 (30deg probe tilt)_20181018; Type: QD 000 P40 CD; Serial: 1829

LHS/Touch_QPSK 1/0_ch.18900/Area Scan (8x13x1): Measurement grid: dx=15mm, dy=15mm

Maximum value of SAR (measured) = 0.191 W/kg

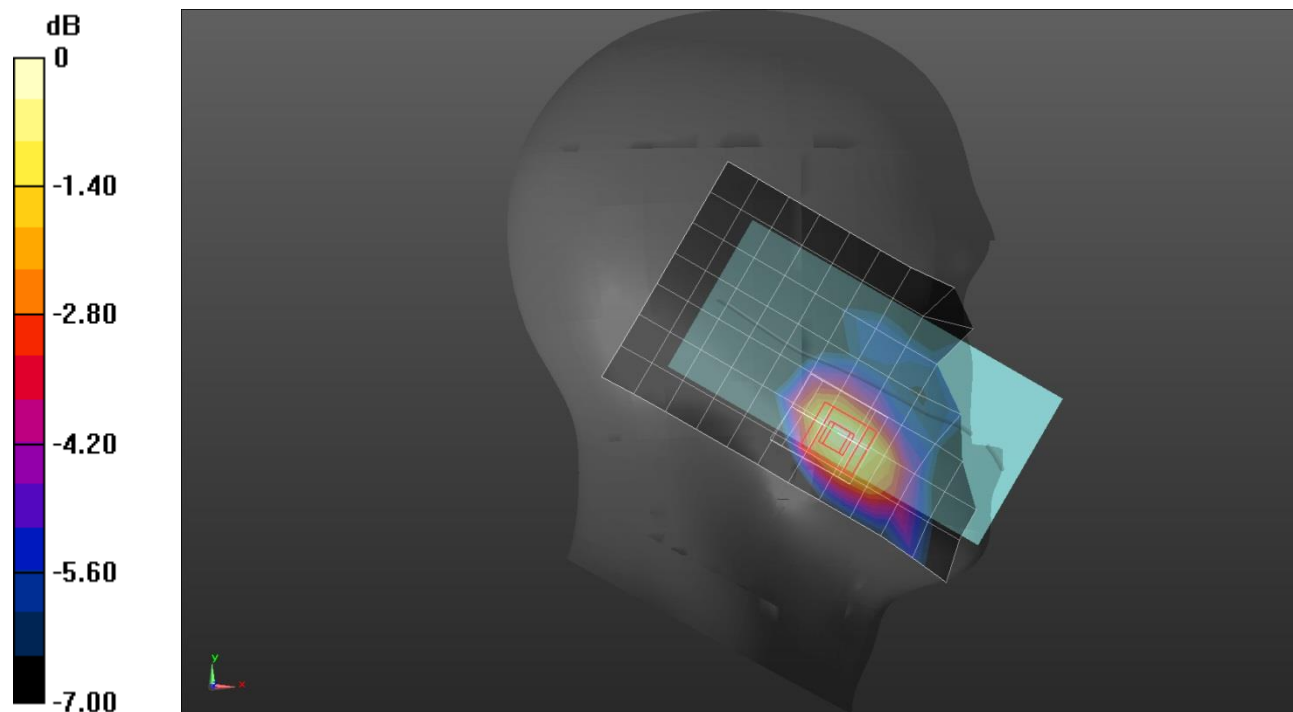
LHS/Touch_QPSK 1/0_ch.18900/Zoom Scan (5x5x7)/Cube 0: Measurement grid: dx=8mm, dy=8mm, dz=5mm

Reference Value = 11.05 V/m; Power Drift = 0.10 dB

Peak SAR (extrapolated) = 0.270 W/kg

SAR(1 g) = 0.161 W/kg; SAR(10 g) = 0.095 W/kg

Maximum value of SAR (measured) = 0.202 W/kg



0 dB = 0.202 W/kg = -6.95 dBW/kg

LTE Band 2

Frequency: 1880 MHz; Duty Cycle: 1:1; Room Ambient Temperature: 23.0°C; Liquid Temperature: 22.0°C
 Medium parameters used: $f = 1880$ MHz; $\sigma = 1.549$ S/m; $\epsilon_r = 53.841$; $\rho = 1000$ kg/m³

DASY5 Configuration:

- Area Scan Setting: Find Secondary Maximum Within: 2.0 dB and with a peak SAR value greater than 0.0012W/kg
- Electronics: DAE4 Sn1259; Calibrated: 7/26/2018
- Probe: EX3DV4 - SN3991; ConvF(8.03, 8.03, 8.03); Calibrated: 5/24/2018;
- Sensor-Surface: 2.5mm (Mechanical Surface Detection)
- Phantom: ELI V5.0 (20deg probe tilt)_20181018; Type: QD OVA 001 BB; Serial: 1212

Rear/QPSK RB 1/0_ch 18900/Area Scan (7x14x1): Measurement grid: dx=15mm, dy=15mm
 Maximum value of SAR (measured) = 0.574 W/kg


Rear/QPSK RB 1/0_ch 18900/Zoom Scan (5x5x7)/Cube 0: Measurement grid: dx=8mm, dy=8mm, dz=5mm

Reference Value = 19.51 V/m; Power Drift = 0.07 dB

Peak SAR (extrapolated) = 0.730 W/kg

SAR(1 g) = 0.445 W/kg; SAR(10 g) = 0.255 W/kg

Maximum value of SAR (measured) = 0.569 W/kg



0 dB = 0.569 W/kg = -2.45 dBW/kg

LTE Band 2

Frequency: 1860 MHz; Duty Cycle: 1:1; Room Ambient Temperature: 23.0°C; Liquid Temperature: 22.0°C
 Medium parameters used: $f = 1860$ MHz; $\sigma = 1.533$ S/m; $\epsilon_r = 53.866$; $\rho = 1000$ kg/m³

DASY5 Configuration:

- Area Scan Setting: Find Secondary Maximum Within: 2.0 dB and with a peak SAR value greater than 0.0012W/kg
- Electronics: DAE4 Sn1259; Calibrated: 7/26/2018
- Probe: EX3DV4 - SN3991; ConvF(8.03, 8.03, 8.03); Calibrated: 5/24/2018;
- Sensor-Surface: 2.5mm (Mechanical Surface Detection)
- Phantom: ELI V5.0 (20deg probe tilt)_20181018; Type: QD OVA 001 BB; Serial: 1212

Edge 3/QPSK RB 50/0_ch 18700/Area Scan (9x5x1): Measurement grid: dx=15mm, dy=15mm
 Maximum value of SAR (measured) = 0.987 W/kg

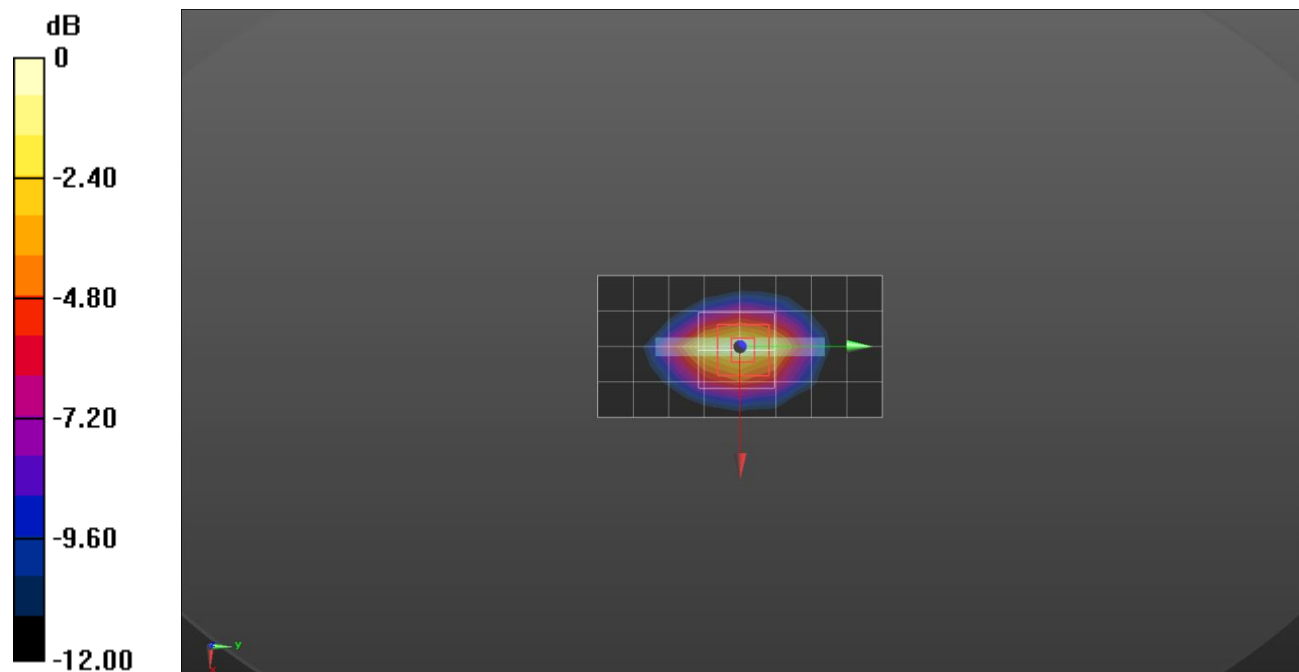
Edge 3/QPSK RB 50/0_ch 18700/Zoom Scan (5x5x7)/Cube 0: Measurement grid: dx=8mm, dy=8mm, dz=5mm

Reference Value = 26.35 V/m; Power Drift = -0.02 dB

Peak SAR (extrapolated) = 1.35 W/kg

SAR(1 g) = 0.779 W/kg; SAR(10 g) = 0.408 W/kg

Maximum value of SAR (measured) = 1.02 W/kg



0 dB = 1.02 W/kg = 0.09 dBW/kg

LTE Band 2

Frequency: 1880 MHz; Duty Cycle: 1:1; Room Ambient Temperature: 23.0°C; Liquid Temperature: 22.0°C
 Medium parameters used: $f = 1880$ MHz; $\sigma = 1.549$ S/m; $\epsilon_r = 53.841$; $\rho = 1000$ kg/m³

DASY5 Configuration:

- Area Scan Setting: Find Secondary Maximum Within: 2.0 dB and with a peak SAR value greater than 0.0012W/kg
- Electronics: DAE4 Sn1259; Calibrated: 7/26/2018
- Probe: EX3DV4 - SN3991; ConvF(8.03, 8.03, 8.03); Calibrated: 5/24/2018;
- Sensor-Surface: 2.5mm (Mechanical Surface Detection)
- Phantom: ELI V5.0 (20deg probe tilt)_20181018; Type: QD OVA 001 BB; Serial: 1212

Rear/QPSK RB 50/0_ch 18900/Area Scan (7x14x1): Measurement grid: dx=15mm, dy=15mm
 Maximum value of SAR (measured) = 5.59 W/kg

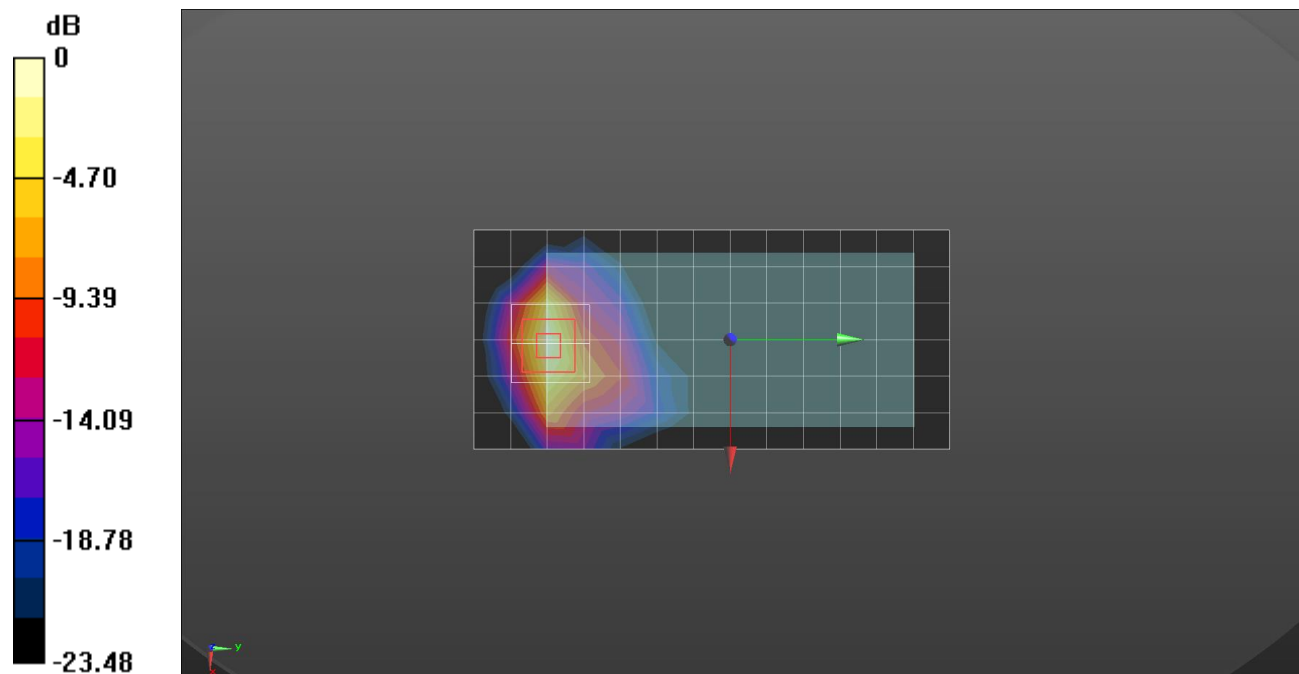
Rear/QPSK RB 50/0_ch 18900/Zoom Scan (5x5x7)/Cube 0: Measurement grid: dx=8mm, dy=8mm, dz=5mm

Reference Value = 61.20 V/m; Power Drift = 0.12 dB

Peak SAR (extrapolated) = 8.25 W/kg

SAR(1 g) = 3.96 W/kg; SAR(10 g) = 1.72 W/kg

Maximum value of SAR (measured) = 5.67 W/kg



0 dB = 5.67 W/kg = 7.54 dBW/kg

LTE Band 4

Frequency: 1732.5 MHz; Duty Cycle: 1:1; Room Ambient Temperature: 23.0°C; Liquid Temperature: 22.0°C
Medium parameters used (interpolated): $f = 1732.5$ MHz; $\sigma = 1.3$ S/m; $\epsilon_r = 40.535$; $\rho = 1000$ kg/m³

DASY5 Configuration:

- Area Scan Setting: Find Secondary Maximum Within: 2.0 dB and with a peak SAR value greater than 0.0012W/kg
- Electronics: DAE4 Sn1259; Calibrated: 7/26/2018
- Probe: EX3DV4 - SN3991; ConvF(8.81, 8.81, 8.81); Calibrated: 5/24/2018;
- Sensor-Surface: 2.5mm (Mechanical Surface Detection)
- Phantom: Twin-SAM V5.0 (30deg probe tilt)_20181018; Type: QD 000 P40 CD; Serial: 1829

LHS/Touch_QPSK 1/0_ch.20175/Area Scan (8x13x1): Measurement grid: dx=15mm, dy=15mm
Maximum value of SAR (measured) = 0.260 W/kg

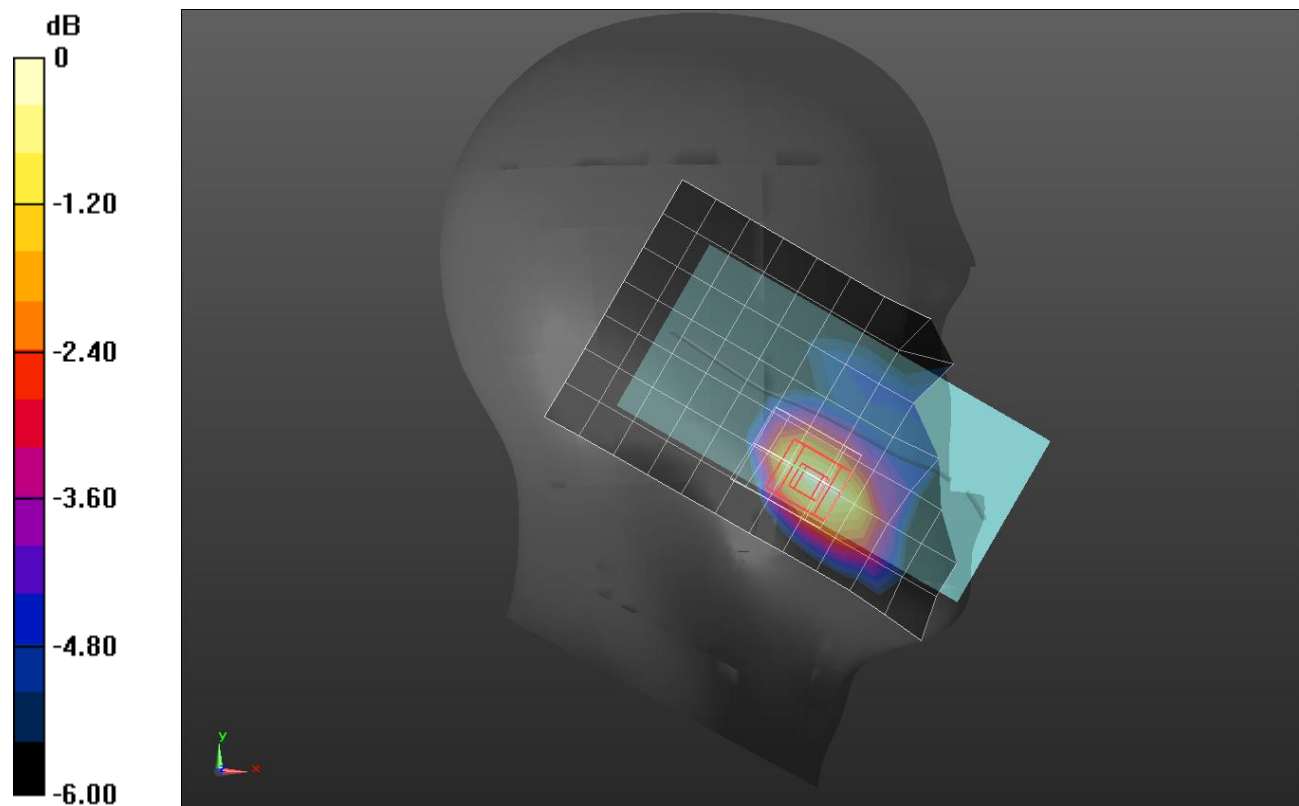
LHS/Touch_QPSK 1/0_ch.20175/Zoom Scan (5x5x7)/Cube 0: Measurement grid: dx=8mm, dy=8mm, dz=5mm

Reference Value = 7.732 V/m; Power Drift = 0.13 dB

Peak SAR (extrapolated) = 0.336 W/kg

SAR(1 g) = 0.213 W/kg; SAR(10 g) = 0.131 W/kg

Maximum value of SAR (measured) = 0.254 W/kg



0 dB = 0.254 W/kg = -5.95 dBW/kg

LTE Band 4

Frequency: 1732.5 MHz; Duty Cycle: 1:1; Room Ambient Temperature: 23.0°C; Liquid Temperature: 22.0°C
 Medium parameters used (interpolated): $f = 1732.5$ MHz; $\sigma = 1.511$ S/m; $\epsilon_r = 53.447$; $\rho = 1000$ kg/m³

DASY5 Configuration:

- Area Scan Setting: Find Secondary Maximum Within: 2.0 dB and with a peak SAR value greater than 0.0012W/kg
- Electronics: DAE4 Sn1259; Calibrated: 7/26/2018
- Probe: EX3DV4 - SN3991; ConvF(8.35, 8.35, 8.35); Calibrated: 5/24/2018;
- Sensor-Surface: 2.5mm (Mechanical Surface Detection)
- Phantom: ELI V5.0 (20deg probe tilt)_20181018; Type: QD OVA 001 BB; Serial: 1212

Rear/QPSK 1/0 Ch 20175/Area Scan (7x14x1): Measurement grid: dx=15mm, dy=15mm

Maximum value of SAR (measured) = 0.559 W/kg


Rear/QPSK 1/0 Ch 20175/Zoom Scan (5x6x7)/Cube 0: Measurement grid: dx=8mm, dy=8mm, dz=5mm

Reference Value = 19.53 V/m; Power Drift = -0.18 dB

Peak SAR (extrapolated) = 0.788 W/kg

SAR(1 g) = 0.531 W/kg; SAR(10 g) = 0.325 W/kg

Maximum value of SAR (measured) = 0.639 W/kg



0 dB = 0.639 W/kg = -1.94 dBW/kg

LTE Band 4

Frequency: 1732.5 MHz; Duty Cycle: 1:1; Room Ambient Temperature: 23.0°C; Liquid Temperature: 22.0°C
 Medium parameters used (interpolated): $f = 1732.5$ MHz; $\sigma = 1.511$ S/m; $\epsilon_r = 53.447$; $\rho = 1000$ kg/m³

DASY5 Configuration:

- Area Scan Setting: Find Secondary Maximum Within: 2.0 dB and with a peak SAR value greater than 0.0012W/kg
- Electronics: DAE4 Sn1259; Calibrated: 7/26/2018
- Probe: EX3DV4 - SN3991; ConvF(8.35, 8.35, 8.35); Calibrated: 5/24/2018;
- Sensor-Surface: 2.5mm (Mechanical Surface Detection)
- Phantom: ELI V5.0 (20deg probe tilt)_20181018; Type: QD OVA 001 BB; Serial: 1212

Edge 3/QPSK 100/0 ch 20175/Area Scan (9x5x1): Measurement grid: dx=15mm, dy=15mm
 Maximum value of SAR (measured) = 0.826 W/kg

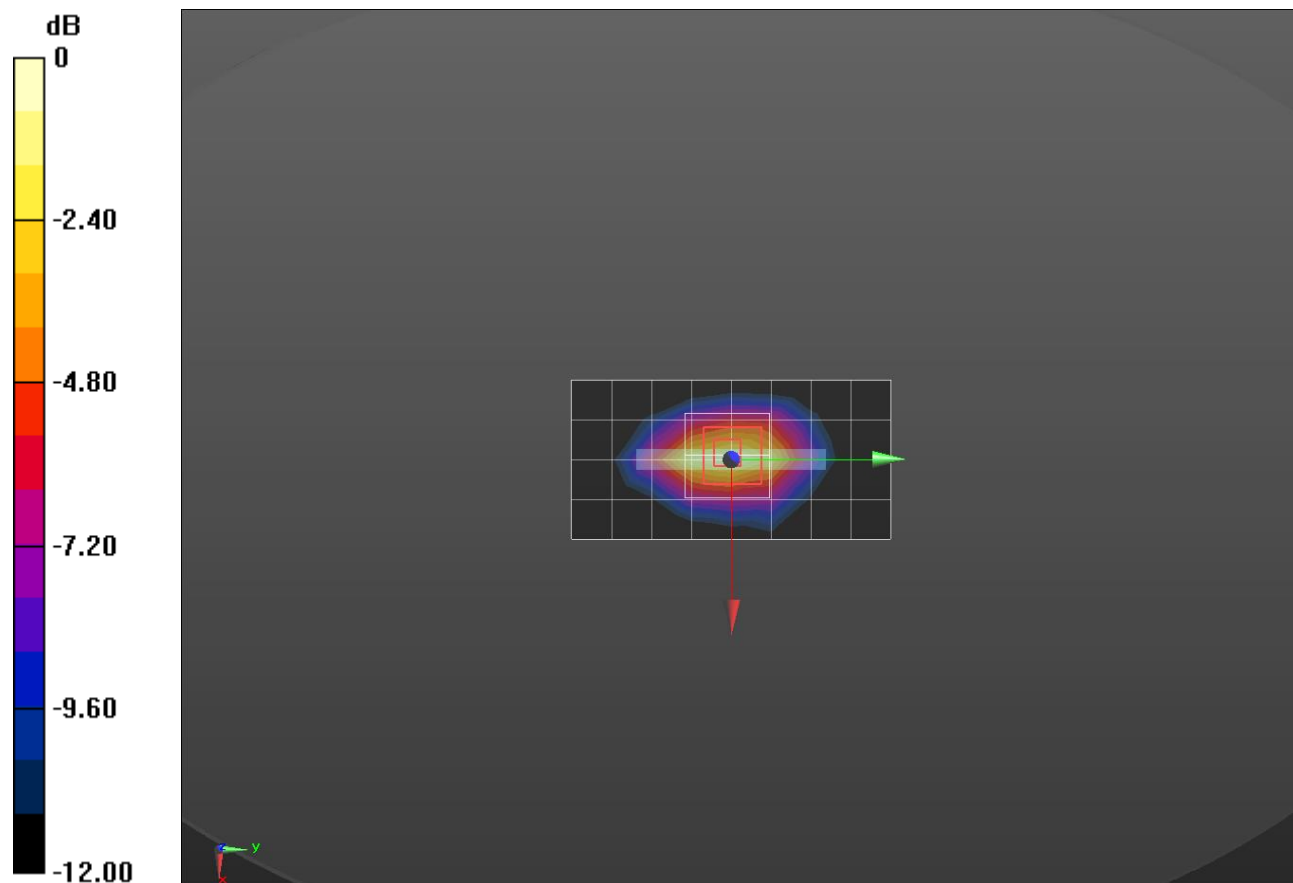
Edge 3/QPSK 100/0 ch 20175/Zoom Scan (5x5x7)/Cube 0: Measurement grid: dx=8mm, dy=8mm, dz=5mm

Reference Value = 23.84 V/m; Power Drift = 0.15 dB

Peak SAR (extrapolated) = 1.12 W/kg

SAR(1 g) = 0.644 W/kg; SAR(10 g) = 0.344 W/kg

Maximum value of SAR (measured) = 0.872 W/kg



0 dB = 0.872 W/kg = -0.59 dBW/kg

LTE Band 4

Frequency: 1732.5 MHz; Duty Cycle: 1:1; Room Ambient Temperature: 23.0°C; Liquid Temperature: 22.0°C
 Medium parameters used (interpolated): $f = 1732.5$ MHz; $\sigma = 1.511$ S/m; $\epsilon_r = 53.447$; $\rho = 1000$ kg/m³

DASY5 Configuration:

- Area Scan Setting: Find Secondary Maximum Within: 2.0 dB and with a peak SAR value greater than 0.0012W/kg
- Electronics: DAE4 Sn1259; Calibrated: 7/26/2018
- Probe: EX3DV4 - SN3991; ConvF(8.35, 8.35, 8.35); Calibrated: 5/24/2018;
- Sensor-Surface: 2.5mm (Mechanical Surface Detection)
- Phantom: ELI V5.0 (20deg probe tilt)_20181018; Type: QD OVA 001 BB; Serial: 1212

Edge 3/QPSK 50/0 ch 20175/Area Scan (9x5x1): Measurement grid: dx=15mm, dy=15mm
 Maximum value of SAR (measured) = 8.19 W/kg


Edge 3/QPSK 50/0 ch 20175/Zoom Scan (5x6x7)/Cube 0: Measurement grid: dx=8mm, dy=8mm, dz=5mm

Reference Value = 76.43 V/m; Power Drift = 0.07 dB

Peak SAR (extrapolated) = 11.5 W/kg

SAR(1 g) = 5.58 W/kg; SAR(10 g) = 2.42 W/kg

Maximum value of SAR (measured) = 8.48 W/kg



0 dB = 8.48 W/kg = 9.28 dBW/kg

LTE Band 5

Frequency: 836.5 MHz; Duty Cycle: 1:1; Room Ambient Temperature: 23.0°C; Liquid Temperature: 22.0°C
 Medium parameters used (interpolated): $f = 836.5$ MHz; $\sigma = 0.929$ S/m; $\epsilon_r = 40.482$; $\rho = 1000$ kg/m³

DASY5 Configuration:

- Area Scan Setting: Find Secondary Maximum Within: 2.0 dB and with a peak SAR value greater than 0.0012W/kg
- Averaged Fast SAR: Polynomial fit
- Electronics: DAE4 Sn1468; Calibrated: 2018-08-22
- Probe: EX3DV4 - SN7314; ConvF(9.47, 9.47, 9.47); Calibrated: 2018-08-30;
- Sensor-Surface: 2.5mm (Mechanical Surface Detection)
- Phantom: SAM Phantom CRP v5.0(Right); Type: QD000P40CD; Serial: TP:1855

RHS/Touch_QPSK RB 1/0 ch 20525/Area Scan (7x14x1): Measurement grid: dx=15mm, dy=15mm
 Maximum value of SAR (measured) = 0.207 W/kg


RHS/Touch_QPSK RB 1/0 ch 20525/Zoom Scan (5x5x7)/Cube 0: Measurement grid: dx=8mm, dy=8mm, dz=5mm

Reference Value = 15.35 V/m; Power Drift = 0.01 dB

Peak SAR (extrapolated) = 0.229 W/kg

SAR(1 g) = 0.186 W/kg; SAR(10 g) = 0.143 W/kg

Maximum value of SAR (measured) = 0.208 W/kg



0 dB = 0.208 W/kg = -6.82 dBW/kg

LTE Band 5

Frequency: 836.5 MHz; Duty Cycle: 1:1; Room Ambient Temperature: 23.0°C; Liquid Temperature: 22.0°C
 Medium parameters used (interpolated): $f = 836.5$ MHz; $\sigma = 1.002$ S/m; $\epsilon_r = 52.99$; $\rho = 1000$ kg/m³

DASY5 Configuration:

- Area Scan Setting: Find Secondary Maximum Within: 2.0 dB and with a peak SAR value greater than 0.0012W/kg
- Averaged Fast SAR: Polynomial fit
- Electronics: DAE4 Sn1468; Calibrated: 2018-08-22
- Probe: EX3DV4 - SN7314; ConvF(9.85, 9.85, 9.85); Calibrated: 2018-08-30;
- Sensor-Surface: 2.5mm (Mechanical Surface Detection)
- Phantom: ELI v6.0; Type: QDOVA003AA; Serial: TP:2005

Rear/QPSK RB 1/0 Ch 20525/Area Scan (8x14x1): Measurement grid: dx=15mm, dy=15mm
 Maximum value of SAR (measured) = 0.323 W/kg


Rear/QPSK RB 1/0 Ch 20525/Zoom Scan (6x6x7)/Cube 0: Measurement grid: dx=8mm, dy=8mm, dz=5mm

Reference Value = 18.48 V/m; Power Drift = -0.00 dB

Peak SAR (extrapolated) = 0.384 W/kg

SAR(1 g) = 0.291 W/kg; SAR(10 g) = 0.210 W/kg

Maximum value of SAR (measured) = 0.331 W/kg



0 dB = 0.331 W/kg = -4.80 dBW/kg

LTE Band 5

Frequency: 836.5 MHz; Duty Cycle: 1:1; Room Ambient Temperature: 23.0°C; Liquid Temperature: 22.0°C
 Medium parameters used (interpolated): $f = 836.5$ MHz; $\sigma = 1.002$ S/m; $\epsilon_r = 52.99$; $\rho = 1000$ kg/m³

DASY5 Configuration:

- Area Scan Setting: Find Secondary Maximum Within: 2.0 dB and with a peak SAR value greater than 0.0012W/kg
- Averaged Fast SAR: Polynomial fit
- Electronics: DAE4 Sn1468; Calibrated: 2018-08-22
- Probe: EX3DV4 - SN7314; ConvF(9.85, 9.85, 9.85); Calibrated: 2018-08-30;
- Sensor-Surface: 2.5mm (Mechanical Surface Detection)
- Phantom: ELI v6.0; Type: QDOVA003AA; Serial: TP:2005

Rear/QPSK RB 1/0 Ch 20525/Area Scan (8x14x1): Measurement grid: dx=15mm, dy=15mm
 Maximum value of SAR (measured) = 0.593 W/kg

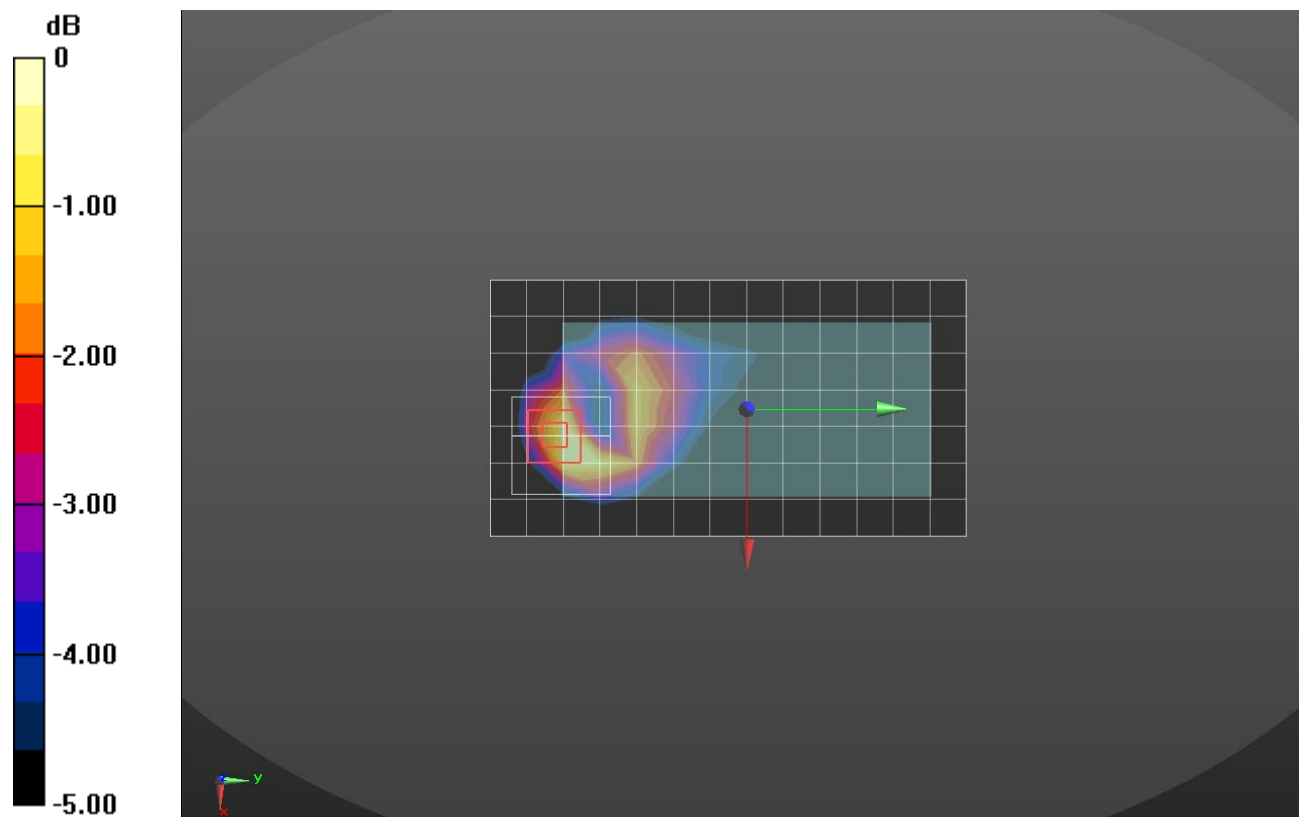
Rear/QPSK RB 1/0 Ch 20525/Zoom Scan (6x6x7)/Cube 0: Measurement grid: dx=8mm, dy=8mm, dz=5mm

Reference Value = 25.29 V/m; Power Drift = -0.04 dB

Peak SAR (extrapolated) = 0.887 W/kg

SAR(1 g) = 0.510 W/kg; SAR(10 g) = 0.288 W/kg

Maximum value of SAR (measured) = 0.648 W/kg



0 dB = 0.648 W/kg = -1.88 dBW/kg

LTE Band 12

Frequency: 707.5 MHz; Duty Cycle: 1:1; Room Ambient Temperature: 23.0°C; Liquid Temperature: 22.0°C
 Medium parameters used (interpolated): $f = 707.5$ MHz; $\sigma = 0.859$ S/m; $\epsilon_r = 43.944$; $\rho = 1000$ kg/m³

DASY5 Configuration:

- Area Scan Setting: Find Secondary Maximum Within: 2.0 dB and with a peak SAR value greater than 0.0012W/kg
- Electronics: DAE4 Sn1468; Calibrated: 2018-08-22
- Probe: EX3DV4 - SN7314; ConvF(9.86, 9.86, 9.86); Calibrated: 2018-08-30;
- Sensor-Surface: 2.5mm (Mechanical Surface Detection)
- Phantom: SAM Phantom CRP v5.0(Middle); Type: QD000P40CD; Serial: TP:1854

RHS/Touch_QPSK RB 1/0 ch 23095/Area Scan (7x13x1): Measurement grid: dx=15mm, dy=15mm
 Maximum value of SAR (measured) = 0.0916 W/kg

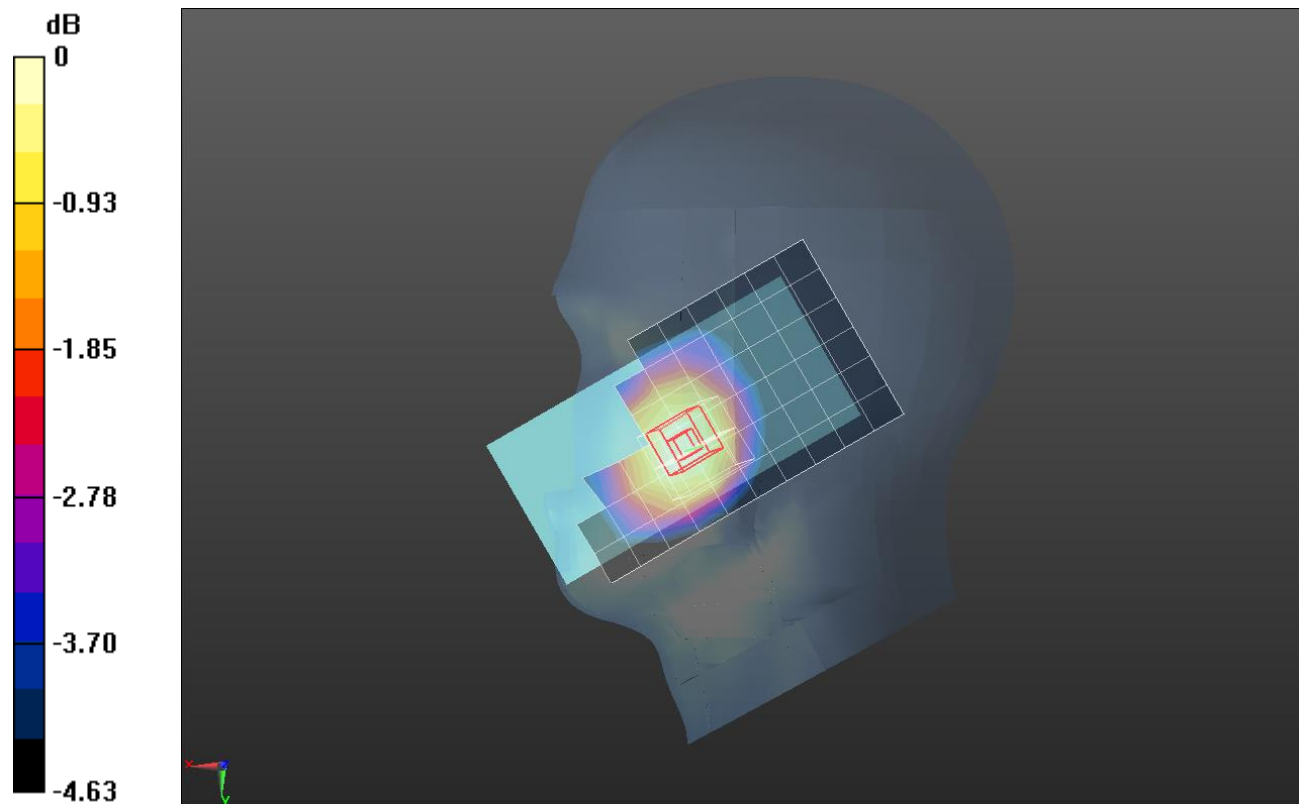
RHS/Touch_QPSK RB 1/0 ch 23095/Zoom Scan (5x5x7)/Cube 0: Measurement grid: dx=8mm, dy=8mm, dz=5mm

Reference Value = 10.44 V/m; Power Drift = -0.06 dB

Peak SAR (extrapolated) = 0.0990 W/kg

SAR(1 g) = 0.083 W/kg; SAR(10 g) = 0.066 W/kg

Maximum value of SAR (measured) = 0.0911 W/kg



0 dB = 0.0911 W/kg = -10.40 dBW/kg

LTE Band 12

Frequency: 707.5 MHz; Duty Cycle: 1:1; Room Ambient Temperature: 23.0°C; Liquid Temperature: 22.0°C
 Medium parameters used (interpolated): $f = 707.5$ MHz; $\sigma = 0.924$ S/m; $\epsilon_r = 56.352$; $\rho = 1000$ kg/m³

DASY5 Configuration:

- Area Scan Setting: Find Secondary Maximum Within: 2.0 dB and with a peak SAR value greater than 0.0012W/kg
- Electronics: DAE4 Sn1468; Calibrated: 2018-08-22
- Probe: EX3DV4 - SN7314; ConvF(10.05, 10.05, 10.05); Calibrated: 2018-08-30;
- Sensor-Surface: 2.5mm (Mechanical Surface Detection)
- Phantom: ELI v6.0; Type: QDOVA003AA; Serial: TP:2005

Rear/QPSK RB 1/0 ch 23095/Area Scan (7x14x1): Measurement grid: dx=15mm, dy=15mm
 Maximum value of SAR (measured) = 0.176 W/kg

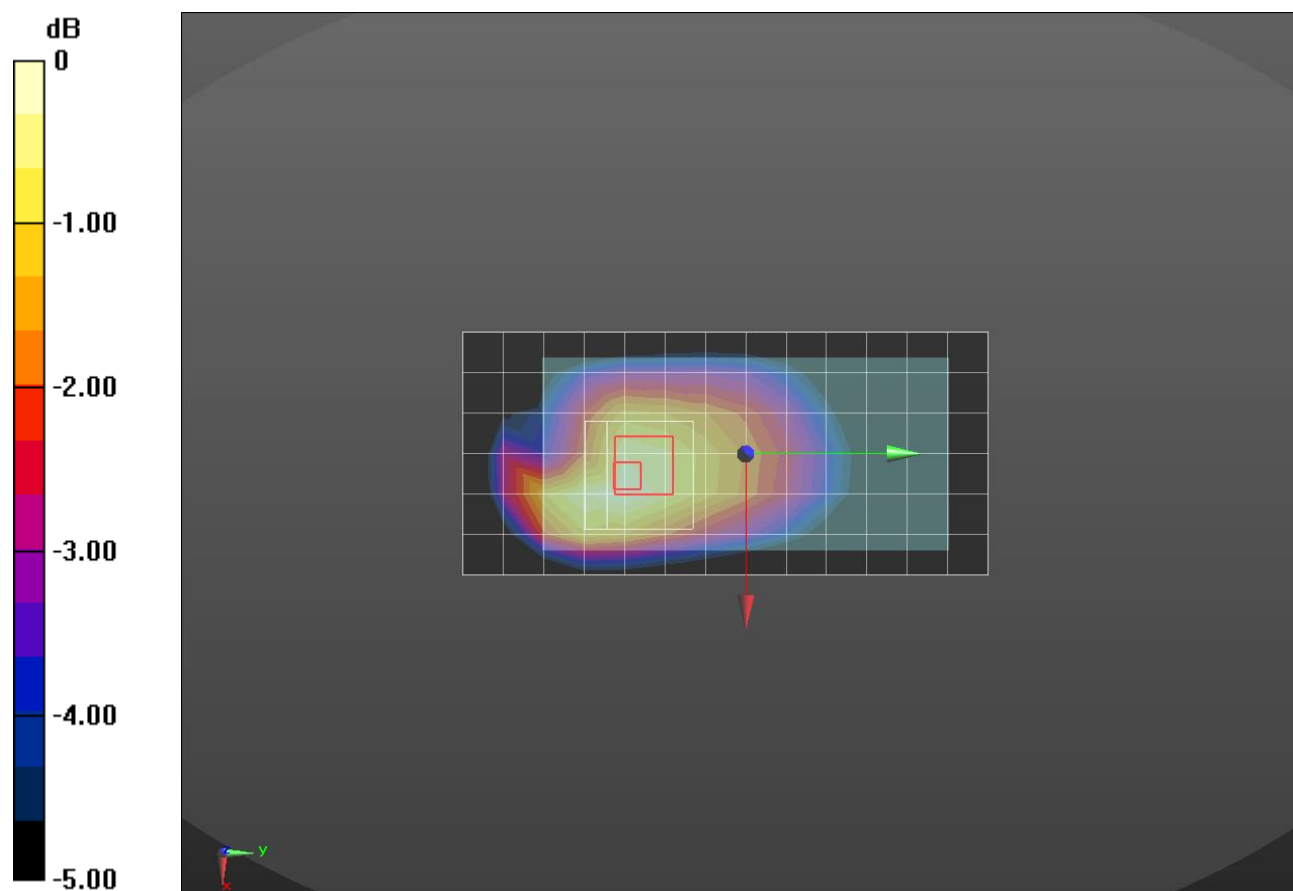
Rear/QPSK RB 1/0 ch 23095/Zoom Scan (6x6x7)/Cube 0: Measurement grid: dx=8mm, dy=8mm, dz=5mm

Reference Value = 14.01 V/m; Power Drift = 0.01 dB

Peak SAR (extrapolated) = 0.206 W/kg

SAR(1 g) = 0.152 W/kg; SAR(10 g) = 0.112 W/kg

Maximum value of SAR (measured) = 0.174 W/kg



0 dB = 0.174 W/kg = -7.59 dBW/kg

LTE Band 12

Frequency: 707.5 MHz; Duty Cycle: 1:1; Room Ambient Temperature: 23.0°C; Liquid Temperature: 22.0°C
 Medium parameters used (interpolated): $f = 707.5$ MHz; $\sigma = 0.927$ S/m; $\epsilon_r = 56.5$; $\rho = 1000$ kg/m³

DASY5 Configuration:

- Area Scan Setting: Find Secondary Maximum Within: 2.0 dB and with a peak SAR value greater than 0.0012W/kg
- Electronics: DAE4 Sn1447; Calibrated: 2018-03-15
- Probe: EX3DV4 - SN7313; ConvF(9.82, 9.82, 9.82); Calibrated: 2018-02-20;
- Sensor-Surface: 2.5mm (Mechanical Surface Detection)
- Phantom: ELI v6.0; Type: QDOVA003AA; Serial: TP:2005

Rear/QPSK RB 1/0 ch 23095/Area Scan (7x14x1): Measurement grid: dx=15mm, dy=15mm
 Maximum value of SAR (measured) = 0.273 W/kg

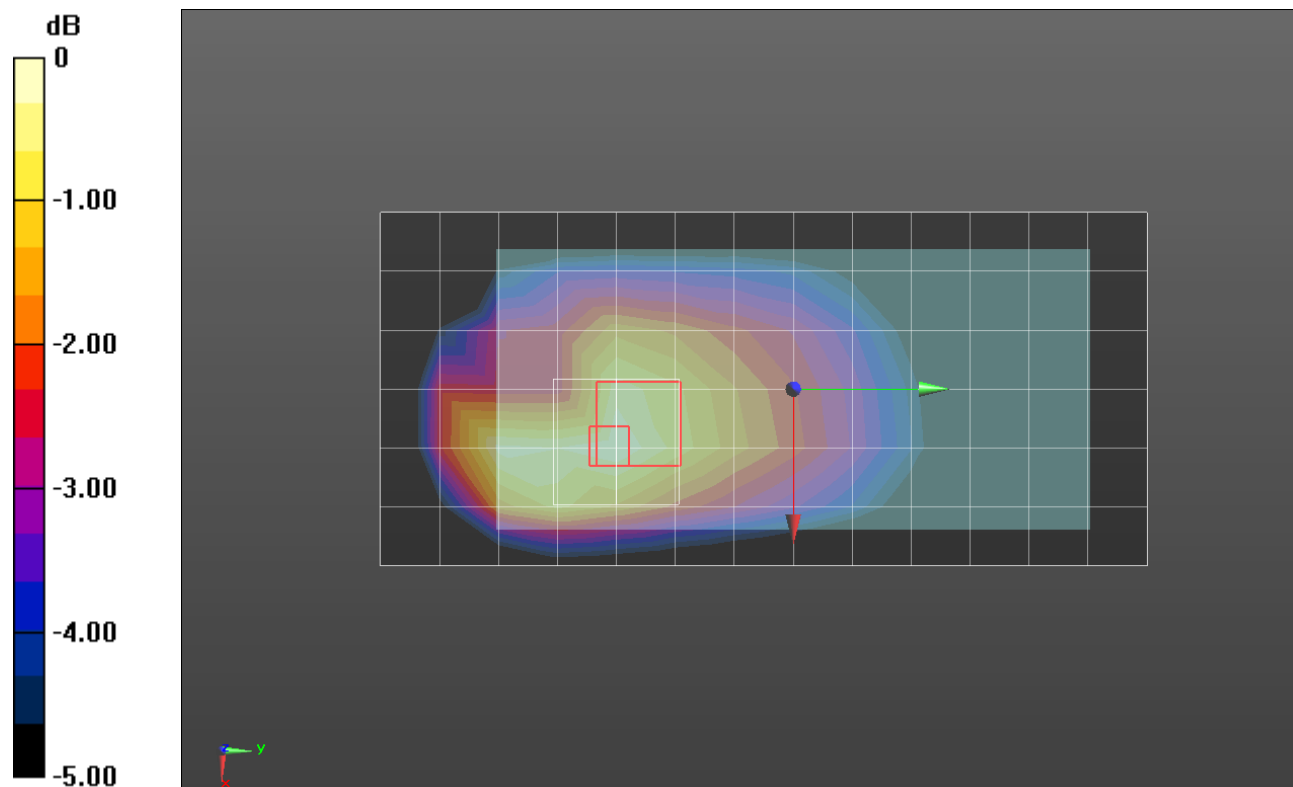
Rear/QPSK RB 1/0 ch 23095/Zoom Scan (5x5x7)/Cube 0: Measurement grid: dx=8mm, dy=8mm, dz=5mm

Reference Value = 17.32 V/m; Power Drift = 0.01 dB

Peak SAR (extrapolated) = 0.343 W/kg

SAR(1 g) = 0.234 W/kg; SAR(10 g) = 0.166 W/kg

Maximum value of SAR (measured) = 0.274 W/kg



0 dB = 0.273 W/kg = -5.64 dBW/kg

LTE Band 13

Frequency: 782 MHz; Duty Cycle: 1:1; Room Ambient Temperature: 23.0°C; Liquid Temperature: 22.0°C
 Medium parameters used (interpolated): $f = 782$ MHz; $\sigma = 0.926$ S/m; $\epsilon_r = 42.973$; $\rho = 1000$ kg/m³

DASY5 Configuration:

- Area Scan Setting: Find Secondary Maximum Within: 2.0 dB and with a peak SAR value greater than 0.0012W/kg
- Electronics: DAE4 Sn1468; Calibrated: 2018-08-22
- Probe: EX3DV4 - SN7314; ConvF(9.86, 9.86, 9.86); Calibrated: 2018-08-30;
- Sensor-Surface: 2.5mm (Mechanical Surface Detection)
- Phantom: SAM Phantom CRP v5.0(Middle); Type: QD000P40CD; Serial: TP:1854

RHS/Touch_QPSK RB 1/0 ch 23230/Area Scan (7x13x1): Measurement grid: dx=15mm, dy=15mm
 Maximum value of SAR (measured) = 0.174 W/kg


RHS/Touch_QPSK RB 1/0 ch 23230/Zoom Scan (5x5x7)/Cube 0: Measurement grid: dx=8mm, dy=8mm, dz=5mm

Reference Value = 14.04 V/m; Power Drift = 0.06 dB

Peak SAR (extrapolated) = 0.197 W/kg

SAR(1 g) = 0.158 W/kg; SAR(10 g) = 0.122 W/kg

Maximum value of SAR (measured) = 0.177 W/kg



0 dB = 0.177 W/kg = -7.52 dBW/kg

LTE Band 13

Frequency: 782 MHz; Duty Cycle: 1:1; Room Ambient Temperature: 23.0°C; Liquid Temperature: 22.0°C
 Medium parameters used (interpolated): $f = 782 \text{ MHz}$; $\sigma = 1.001 \text{ S/m}$; $\epsilon_r = 56.833$; $\rho = 1000 \text{ kg/m}^3$

DASY5 Configuration:

- Area Scan Setting: Find Secondary Maximum Within: 2.0 dB and with a peak SAR value greater than 0.0012W/kg
- Electronics: DAE4 Sn1468; Calibrated: 2018-08-22
- Probe: EX3DV4 - SN7314; ConvF(10.05, 10.05, 10.05); Calibrated: 2018-08-30;
- Sensor-Surface: 2.5mm (Mechanical Surface Detection)
- Phantom: ELI v6.0; Type: QDOVA003AA; Serial: TP:2005

Rear/QPSK RB 1/0 ch 23230/Area Scan (8x14x1): Measurement grid: $dx=15\text{mm}$, $dy=15\text{mm}$
 Maximum value of SAR (measured) = 0.211 W/kg


Rear/QPSK RB 1/0 ch 23230/Zoom Scan (6x6x7)/Cube 0: Measurement grid: $dx=8\text{mm}$, $dy=8\text{mm}$, $dz=5\text{mm}$

Reference Value = 14.90 V/m; Power Drift = -0.02 dB

Peak SAR (extrapolated) = 0.249 W/kg

SAR(1 g) = 0.186 W/kg; SAR(10 g) = 0.139 W/kg

Maximum value of SAR (measured) = 0.213 W/kg



0 dB = 0.213 W/kg = -6.72 dBW/kg

LTE Band 13

Frequency: 782 MHz; Duty Cycle: 1:1; Room Ambient Temperature: 23.0°C; Liquid Temperature: 22.0°C
Medium parameters used (interpolated): $f = 782$ MHz; $\sigma = 1.001$ S/m; $\epsilon_r = 56.833$; $\rho = 1000$ kg/m³

DASY5 Configuration:

- Area Scan Setting: Find Secondary Maximum Within: 2.0 dB and with a peak SAR value greater than 0.0012W/kg
- Electronics: DAE4 Sn1468; Calibrated: 2018-08-22
- Probe: EX3DV4 - SN7314; ConvF(10.05, 10.05, 10.05); Calibrated: 2018-08-30;
- Sensor-Surface: 2.5mm (Mechanical Surface Detection)
- Phantom: ELI v6.0; Type: QDOVA003AA; Serial: TP:2005

Rear/QPSK RB 1/0 ch 23230/Area Scan (8x14x1): Measurement grid: dx=15mm, dy=15mm

Maximum value of SAR (measured) = 0.358 W/kg


Rear/QPSK RB 1/0 ch 23230/Zoom Scan (6x6x7)/Cube 0: Measurement grid: dx=8mm, dy=8mm, dz=5mm

Reference Value = 19.27 V/m; Power Drift = 0.01 dB

Peak SAR (extrapolated) = 0.510 W/kg

SAR(1 g) = 0.292 W/kg; SAR(10 g) = 0.167 W/kg

Maximum value of SAR (measured) = 0.384 W/kg



LTE Band 17

Frequency: 710 MHz; Duty Cycle: 1:1; Room Ambient Temperature: 23.0°C; Liquid Temperature: 22.0°C
 Medium parameters used: $f = 710 \text{ MHz}$; $\sigma = 0.861 \text{ S/m}$; $\epsilon_r = 43.911$; $\rho = 1000 \text{ kg/m}^3$

DASY5 Configuration:

- Area Scan Setting: Find Secondary Maximum Within: 2.0 dB and with a peak SAR value greater than 0.0012W/kg
- Electronics: DAE4 Sn1468; Calibrated: 2018-08-22
- Probe: EX3DV4 - SN7314; ConvF(9.86, 9.86, 9.86); Calibrated: 2018-08-30;
- Sensor-Surface: 2.5mm (Mechanical Surface Detection)
- Phantom: SAM Phantom CRP v5.0(Middle); Type: QD000P40CD; Serial: TP:1854

LHS/Touch_QPSK RB 1/0 ch 23790/Area Scan (7x12x1): Measurement grid: dx=15mm, dy=15mm
 Maximum value of SAR (measured) = 0.0977 W/kg


LHS/Touch_QPSK RB 1/0 ch 23790/Zoom Scan (5x5x7)/Cube 0: Measurement grid: dx=8mm, dy=8mm, dz=5mm

Reference Value = 10.73 V/m; Power Drift = 0.11 dB

Peak SAR (extrapolated) = 0.103 W/kg

SAR(1 g) = 0.085 W/kg; SAR(10 g) = 0.068 W/kg

Maximum value of SAR (measured) = 0.0935 W/kg



0 dB = 0.0935 W/kg = -10.29 dBW/kg

LTE Band 17

Frequency: 710 MHz; Duty Cycle: 1:1; Room Ambient Temperature: 23.0°C; Liquid Temperature: 22.0°C
 Medium parameters used: $f = 710 \text{ MHz}$; $\sigma = 0.927 \text{ S/m}$; $\epsilon_r = 56.328$; $\rho = 1000 \text{ kg/m}^3$

DASY5 Configuration:

- Area Scan Setting: Find Secondary Maximum Within: 2.0 dB and with a peak SAR value greater than 0.0012W/kg
- Electronics: DAE4 Sn1468; Calibrated: 2018-08-22
- Probe: EX3DV4 - SN7314; ConvF(10.05, 10.05, 10.05); Calibrated: 2018-08-30;
- Sensor-Surface: 2.5mm (Mechanical Surface Detection)
- Phantom: ELI v6.0; Type: QDOVA003AA; Serial: TP:2005

Rear/QPSK RB 1/0 ch 23790/Area Scan (8x14x1): Measurement grid: dx=15mm, dy=15mm

Maximum value of SAR (measured) = 0.169 W/kg

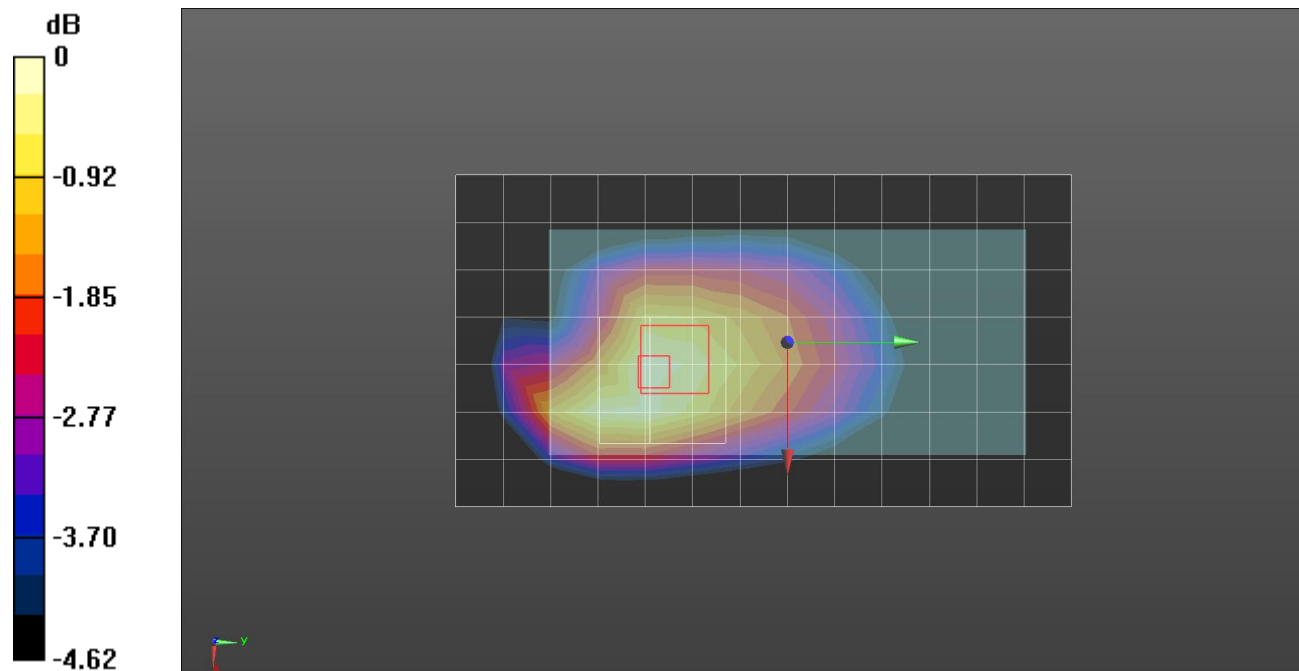
Rear/QPSK RB 1/0 ch 23790/Zoom Scan (6x6x7)/Cube 0: Measurement grid: dx=8mm, dy=8mm, dz=5mm

Reference Value = 13.95 V/m; Power Drift = 0.03 dB

Peak SAR (extrapolated) = 0.203 W/kg

SAR(1 g) = 0.151 W/kg; SAR(10 g) = 0.111 W/kg

Maximum value of SAR (measured) = 0.173 W/kg



0 dB = 0.173 W/kg = -7.62 dBW/kg

LTE Band 17

Frequency: 710 MHz; Duty Cycle: 1:1; Room Ambient Temperature: 23.0°C; Liquid Temperature: 22.0°C
 Medium parameters used: $f = 710 \text{ MHz}$; $\sigma = 0.929 \text{ S/m}$; $\epsilon_r = 56.482$; $\rho = 1000 \text{ kg/m}^3$

DASY5 Configuration:

- Area Scan Setting: Find Secondary Maximum Within: 2.0 dB and with a peak SAR value greater than 0.0012W/kg
- Electronics: DAE4 Sn1447; Calibrated: 2018-03-15
- Probe: EX3DV4 - SN7313; ConvF(9.82, 9.82, 9.82); Calibrated: 2018-02-20;
- Sensor-Surface: 2.5mm (Mechanical Surface Detection)
- Phantom: ELI v6.0; Type: QDOVA003AA; Serial: TP:2005

Rear/QPSK RB 1/0 ch 23790/Area Scan (8x14x1): Measurement grid: dx=15mm, dy=15mm
 Maximum value of SAR (measured) = 0.318 W/kg


Rear/QPSK RB 1/0 ch 23790/Zoom Scan (5x5x7)/Cube 0: Measurement grid: dx=8mm, dy=8mm, dz=5mm

Reference Value = 18.88 V/m; Power Drift = -0.02 dB

Peak SAR (extrapolated) = 0.413 W/kg

SAR(1 g) = 0.244 W/kg; SAR(10 g) = 0.152 W/kg

Maximum value of SAR (measured) = 0.305 W/kg



0 dB = 0.305 W/kg = -5.16 dBW/kg

LTE Band 25

Frequency: 1905 MHz; Duty Cycle: 1:1; Room Ambient Temperature: 23.0°C; Liquid Temperature: 22.0°C
 Medium parameters used (interpolated): $f = 1905$ MHz; $\sigma = 1.461$ S/m; $\epsilon_r = 40.009$; $\rho = 1000$ kg/m³

DASY5 Configuration:

- Area Scan Setting: Find Secondary Maximum Within: 2.0 dB and with a peak SAR value greater than 0.0012W/kg
- Electronics: DAE4 Sn1259; Calibrated: 7/26/2018
- Probe: EX3DV4 - SN3991; ConvF(8.43, 8.43, 8.43); Calibrated: 5/24/2018;
- Sensor-Surface: 2.5mm (Mechanical Surface Detection)
- Phantom: Twin-SAM V5.0 (30deg probe tilt)_20181018; Type: QD 000 P40 CD; Serial: 1829

LHS/Touch_QPSK 1/0_ch.26590/Area Scan (8x12x1): Measurement grid: dx=15mm, dy=15mm
 Maximum value of SAR (measured) = 0.191 W/kg

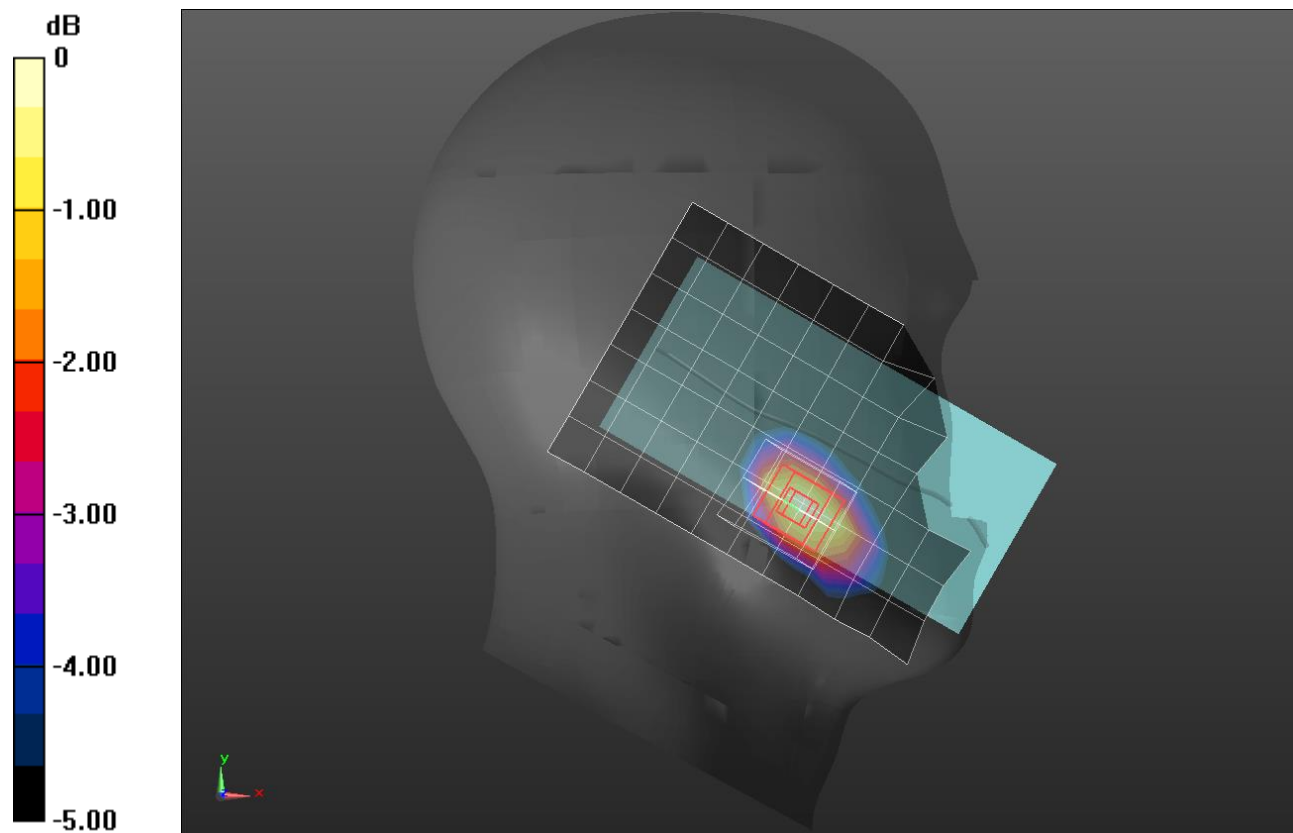
LHS/Touch_QPSK 1/0_ch.26590/Zoom Scan (5x5x7)/Cube 0: Measurement grid: dx=8mm, dy=8mm, dz=5mm

Reference Value = 10.88 V/m; Power Drift = 0.12 dB

Peak SAR (extrapolated) = 0.244 W/kg

SAR(1 g) = 0.147 W/kg; SAR(10 g) = 0.086 W/kg

Maximum value of SAR (measured) = 0.187 W/kg



0 dB = 0.187 W/kg = -7.28 dBW/kg

LTE Band 25

Frequency: 1905 MHz; Duty Cycle: 1:1; Room Ambient Temperature: 23.0°C; Liquid Temperature: 22.0°C
 Medium parameters used (interpolated): $f = 1905$ MHz; $\sigma = 1.57$ S/m; $\epsilon_r = 53.778$; $\rho = 1000$ kg/m³

DASY5 Configuration:

- Area Scan Setting: Find Secondary Maximum Within: 2.0 dB and with a peak SAR value greater than 0.0012W/kg
- Electronics: DAE4 Sn1259; Calibrated: 7/26/2018
- Probe: EX3DV4 - SN3991; ConvF(8.03, 8.03, 8.03); Calibrated: 5/24/2018;
- Sensor-Surface: 2.5mm (Mechanical Surface Detection)
- Phantom: ELI V5.0 (20deg probe tilt)_20181018; Type: QD OVA 001 BB; Serial: 1212

Rear/QPSK RB 1/0_ch 26590/Area Scan (7x14x1): Measurement grid: dx=15mm, dy=15mm
 Maximum value of SAR (measured) = 0.517 W/kg

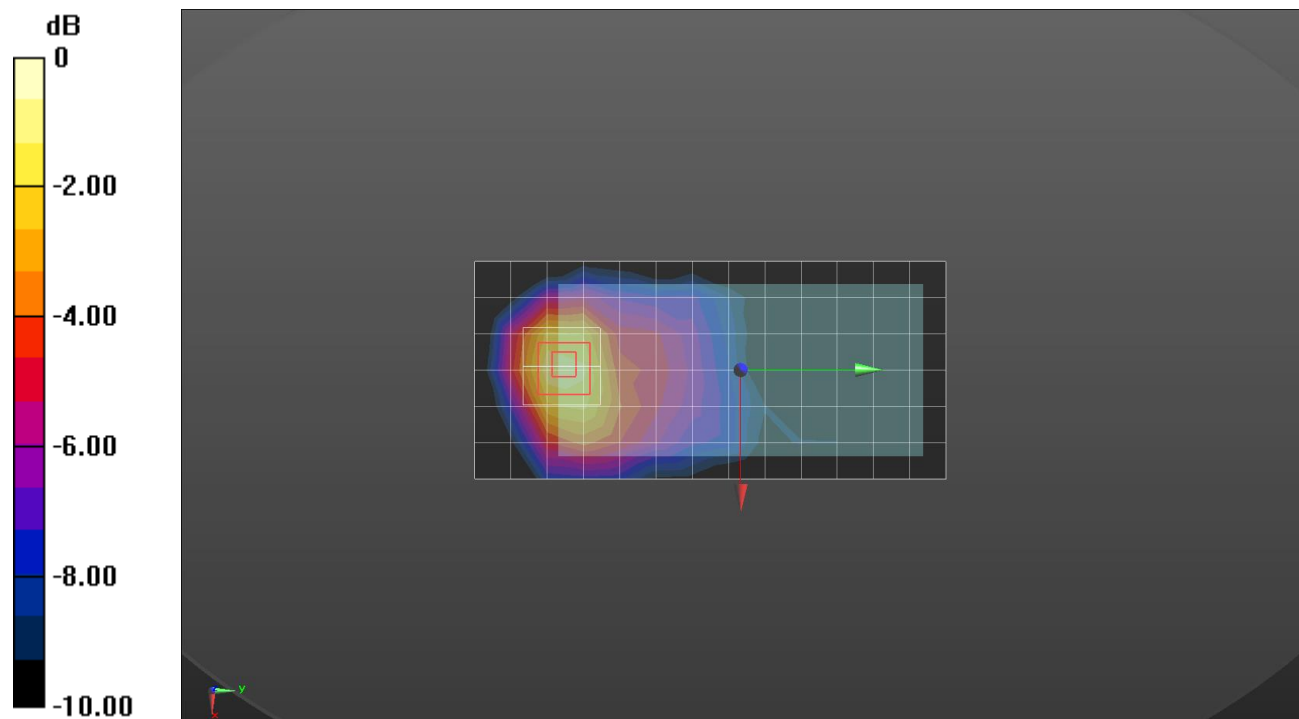
Rear/QPSK RB 1/0_ch 26590/Zoom Scan (5x5x7)/Cube 0: Measurement grid: dx=8mm, dy=8mm, dz=5mm

Reference Value = 18.37 V/m; Power Drift = 0.13 dB

Peak SAR (extrapolated) = 0.775 W/kg

SAR(1 g) = 0.488 W/kg; SAR(10 g) = 0.280 W/kg

Maximum value of SAR (measured) = 0.623 W/kg



0 dB = 0.623 W/kg = -2.06 dBW/kg

LTE Band 25

Frequency: 1905 MHz; Duty Cycle: 1:1; Room Ambient Temperature: 23.0°C; Liquid Temperature: 22.0°C
 Medium parameters used (interpolated): $f = 1905$ MHz; $\sigma = 1.57$ S/m; $\epsilon_r = 53.778$; $\rho = 1000$ kg/m³

DASY5 Configuration:

- Area Scan Setting: Find Secondary Maximum Within: 2.0 dB and with a peak SAR value greater than 0.0012W/kg
- Electronics: DAE4 Sn1259; Calibrated: 7/26/2018
- Probe: EX3DV4 - SN3991; ConvF(8.03, 8.03, 8.03); Calibrated: 5/24/2018;
- Sensor-Surface: 2.5mm (Mechanical Surface Detection)
- Phantom: ELI V5.0 (20deg probe tilt)_20181018; Type: QD OVA 001 BB; Serial: 1212

Edge 3/QPSK RB 1/0_ch 26590/Area Scan (9x5x1): Measurement grid: dx=15mm, dy=15mm
 Maximum value of SAR (measured) = 1.20 W/kg


Edge 3/QPSK RB 1/0_ch 26590/Zoom Scan (5x5x7)/Cube 0: Measurement grid: dx=8mm, dy=8mm, dz=5mm

Reference Value = 28.24 V/m; Power Drift = 0.06 dB

Peak SAR (extrapolated) = 1.50 W/kg

SAR(1 g) = 0.891 W/kg; SAR(10 g) = 0.461 W/kg

Maximum value of SAR (measured) = 1.19 W/kg



0 dB = 1.19 W/kg = 0.76 dBW/kg

LTE Band 25

Frequency: 1905 MHz; Duty Cycle: 1:1; Room Ambient Temperature: 23.0°C; Liquid Temperature: 22.0°C
 Medium parameters used (interpolated): $f = 1905$ MHz; $\sigma = 1.57$ S/m; $\epsilon_r = 53.778$; $\rho = 1000$ kg/m³

DASY5 Configuration:

- Area Scan Setting: Find Secondary Maximum Within: 2.0 dB and with a peak SAR value greater than 0.0012W/kg
- Electronics: DAE4 Sn1259; Calibrated: 7/26/2018
- Probe: EX3DV4 - SN3991; ConvF(8.03, 8.03, 8.03); Calibrated: 5/24/2018;
- Sensor-Surface: 2.5mm (Mechanical Surface Detection)
- Phantom: ELI V5.0 (20deg probe tilt)_20181018; Type: QD OVA 001 BB; Serial: 1212

Rear/QPSK RB 1/0_ch 26590/Area Scan (8x14x1): Measurement grid: dx=15mm, dy=15mm
 Maximum value of SAR (measured) = 2.89 W/kg

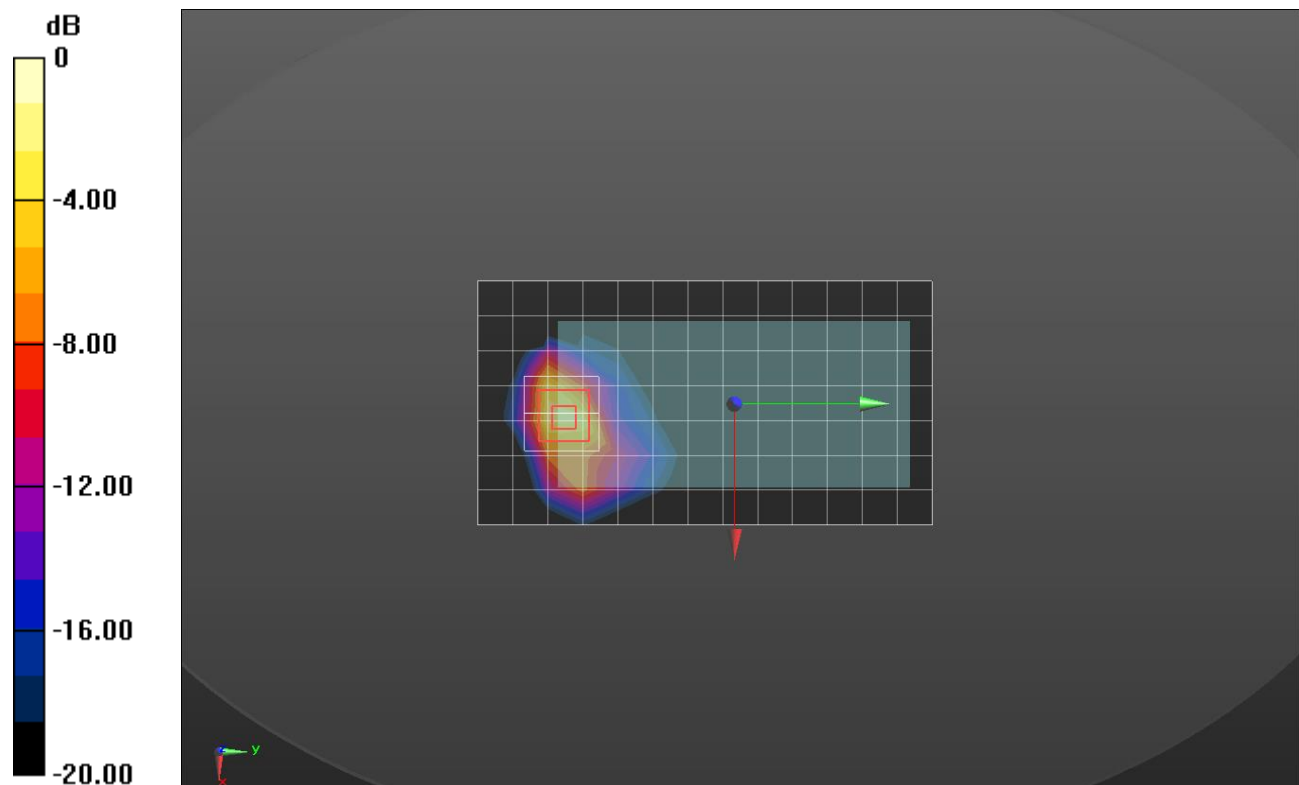
Rear/QPSK RB 1/0_ch 26590/Zoom Scan (5x5x7)/Cube 0: Measurement grid: dx=8mm, dy=8mm, dz=5mm

Reference Value = 43.19 V/m; Power Drift = 0.06 dB

Peak SAR (extrapolated) = 7.08 W/kg

SAR(1 g) = 3.47 W/kg; SAR(10 g) = 1.56 W/kg

Maximum value of SAR (measured) = 4.73 W/kg



0 dB = 4.73 W/kg = 6.75 dBW/kg

LTE Band 26

Frequency: 831.5 MHz; Duty Cycle: 1:1; Room Ambient Temperature: 23.0°C; Liquid Temperature: 22.0°C
 Medium parameters used (interpolated): $f = 831.5$ MHz; $\sigma = 0.915$ S/m; $\epsilon_r = 43.007$; $\rho = 1000$ kg/m³

DASY5 Configuration:

- Area Scan Setting: Find Secondary Maximum Within: 2.0 dB and with a peak SAR value greater than 0.0012W/kg
- Electronics: DAE4 Sn1468; Calibrated: 2018-08-22
- Probe: EX3DV4 - SN7314; ConvF(9.47, 9.47, 9.47); Calibrated: 2018-08-30;
- Sensor-Surface: 2.5mm (Mechanical Surface Detection)
- Phantom: SAM Phantom CRP v5.0(Right); Type: QD000P40CD; Serial: TP:1855

RHS/Touch_QPSK 1/0_ ch 26865/Area Scan (8x13x1): Measurement grid: dx=15mm, dy=15mm
 Maximum value of SAR (measured) = 0.237 W/kg


RHS/Touch_QPSK 1/0_ ch 26865/Zoom Scan (5x5x7)/Cube 0: Measurement grid: dx=8mm, dy=8mm, dz=5mm

Reference Value = 16.97 V/m; Power Drift = -0.01 dB

Peak SAR (extrapolated) = 0.278 W/kg

SAR(1 g) = 0.226 W/kg; SAR(10 g) = 0.175 W/kg

Maximum value of SAR (measured) = 0.250 W/kg



0 dB = 0.250 W/kg = -6.02 dBW/kg

LTE Band 26

Frequency: 831.5 MHz; Duty Cycle: 1:1; Room Ambient Temperature: 23.0°C; Liquid Temperature: 22.0°C
 Medium parameters used (interpolated): $f = 831.5$ MHz; $\sigma = 0.998$ S/m; $\epsilon_r = 53.31$; $\rho = 1000$ kg/m³

DASY5 Configuration:

- Area Scan Setting: Find Secondary Maximum Within: 2.0 dB and with a peak SAR value greater than 0.0012W/kg
- Electronics: DAE4 Sn1447; Calibrated: 3/15/2018
- Probe: EX3DV4 - SN7313; ConvF(9.59, 9.59, 9.59); Calibrated: 2/20/2018;
- Sensor-Surface: 2.5mm (Mechanical Surface Detection)
- Phantom: ELI v6.0; Type: QDOVA003AA; Serial: TP:2005

Rear/QPSK RB 1/0 ch 26865/Area Scan (7x14x1): Measurement grid: dx=15mm, dy=15mm
 Maximum value of SAR (measured) = 0.402 W/kg

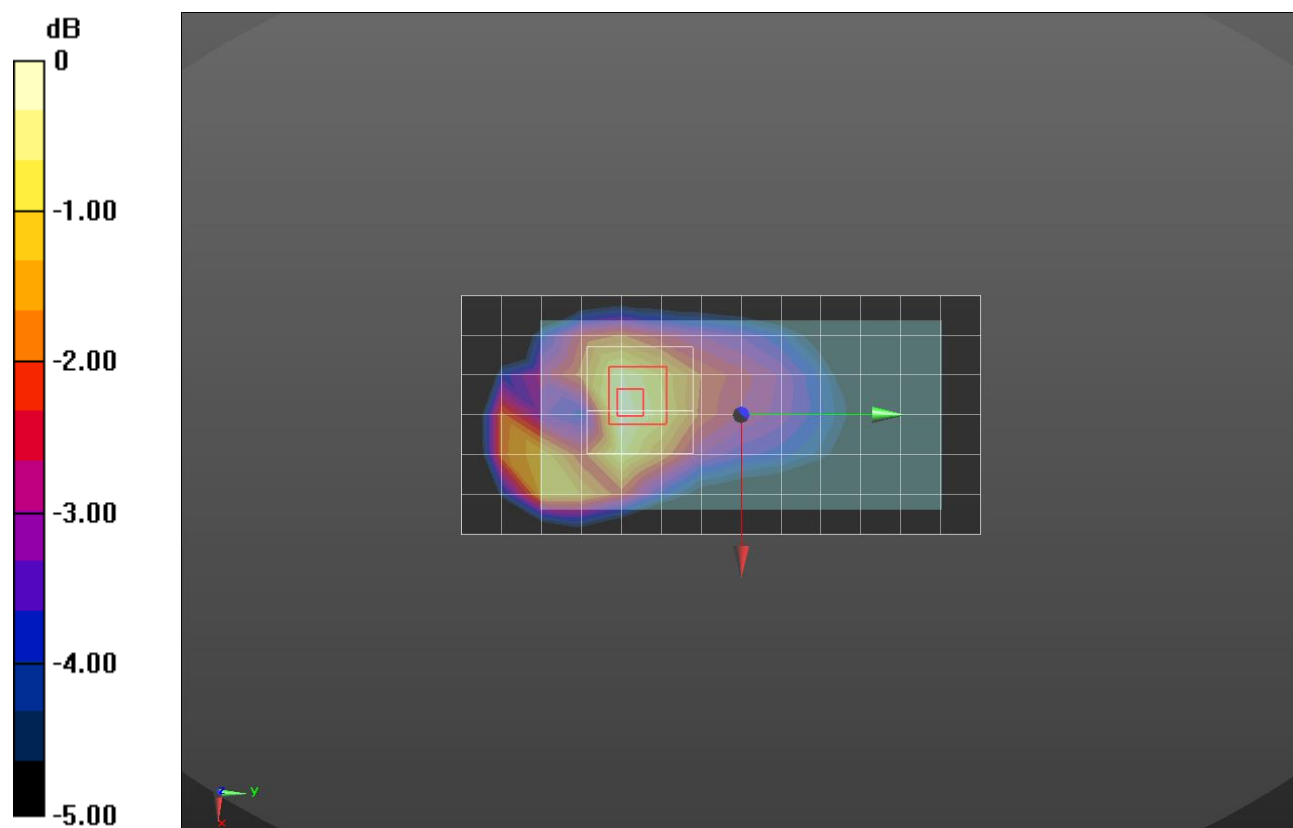
Rear/QPSK RB 1/0 ch 26865/Zoom Scan (6x6x7)/Cube 0: Measurement grid: dx=8mm, dy=8mm, dz=5mm

Reference Value = 20.23 V/m; Power Drift = 0.03 dB

Peak SAR (extrapolated) = 0.476 W/kg

SAR(1 g) = 0.351 W/kg; SAR(10 g) = 0.251 W/kg

Maximum value of SAR (measured) = 0.406 W/kg



0 dB = 0.406 W/kg = -3.91 dBW/kg

LTE Band 26

Frequency: 831.5 MHz; Duty Cycle: 1:1; Room Ambient Temperature: 23.0°C; Liquid Temperature: 22.0°C
 Medium parameters used (interpolated): $f = 831.5$ MHz; $\sigma = 0.998$ S/m; $\epsilon_r = 53.31$; $\rho = 1000$ kg/m³

DASY5 Configuration:

- Area Scan Setting: Find Secondary Maximum Within: 2.0 dB and with a peak SAR value greater than 0.0012W/kg
- Electronics: DAE4 Sn1447; Calibrated: 3/15/2018
- Probe: EX3DV4 - SN7313; ConvF(9.59, 9.59, 9.59); Calibrated: 2/20/2018;
- Sensor-Surface: 2.5mm (Mechanical Surface Detection)
- Phantom: ELI v6.0; Type: QDOVA003AA; Serial: TP:2005

Rear/QPSK RB 1/0 ch 26865Area Scan (7x14x1): Measurement grid: dx=15mm, dy=15mm
 Maximum value of SAR (measured) = 0.816 W/kg

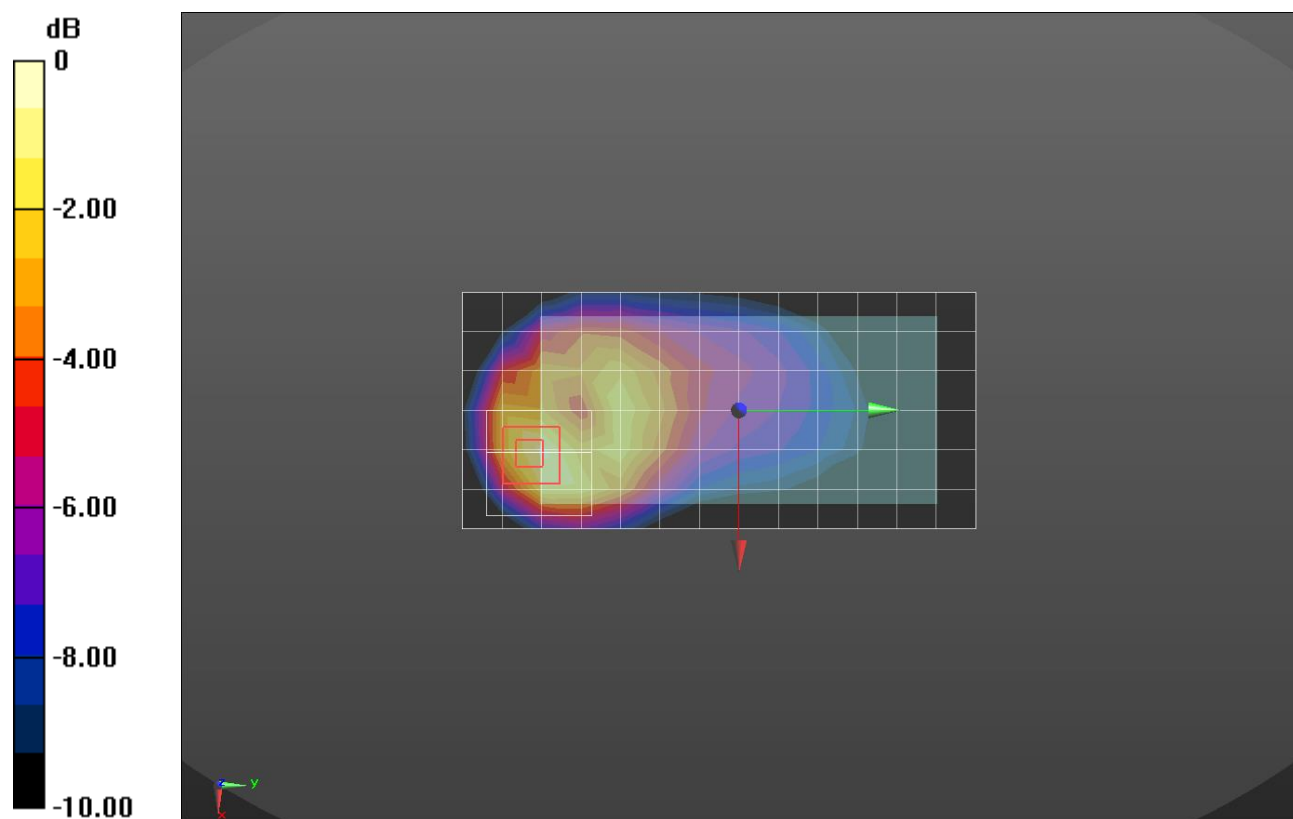
Rear/QPSK RB 1/0 ch 26865/Zoom Scan (6x6x7)/Cube 0: Measurement grid: dx=8mm, dy=8mm, dz=5mm

Reference Value = 28.78 V/m; Power Drift = -0.19 dB

Peak SAR (extrapolated) = 1.21 W/kg

SAR(1 g) = 0.686 W/kg; SAR(10 g) = 0.387 W/kg

Maximum value of SAR (measured) = 0.903 W/kg



0 dB = 0.903 W/kg = -0.44 dBW/kg

LTE Band 41

Frequency: 2680 MHz; Duty Cycle: 1:1.59956; Room Ambient Temperature: 23.0°C; Liquid Temperature: 22.0°C
 Medium parameters used: $f = 2680$ MHz; $\sigma = 2.027$ S/m; $\epsilon_r = 38.132$; $\rho = 1000$ kg/m³

DASY5 Configuration:

- Area Scan Setting: Find Secondary Maximum Within: 2.0 dB and with a peak SAR value greater than 0.0012W/kg
- Electronics: DAE4 Sn1494; Calibrated: 2018-07-23
- Probe: EX3DV4 - SN7330; ConvF(7.45, 7.45, 7.45); Calibrated: 2018-01-22;
- Sensor-Surface: 2.5mm (Mechanical Surface Detection)
- Phantom: SAM (20deg probe tilt) with CRP v5.0_Front; Type: QD000P40CD; Serial: TP:1877

LHS/Touch_QPSK RB 1/0_ch 41490/Area Scan (10x16x1): Measurement grid: dx=12mm, dy=12mm
 Maximum value of SAR (measured) = 0.0404 W/kg

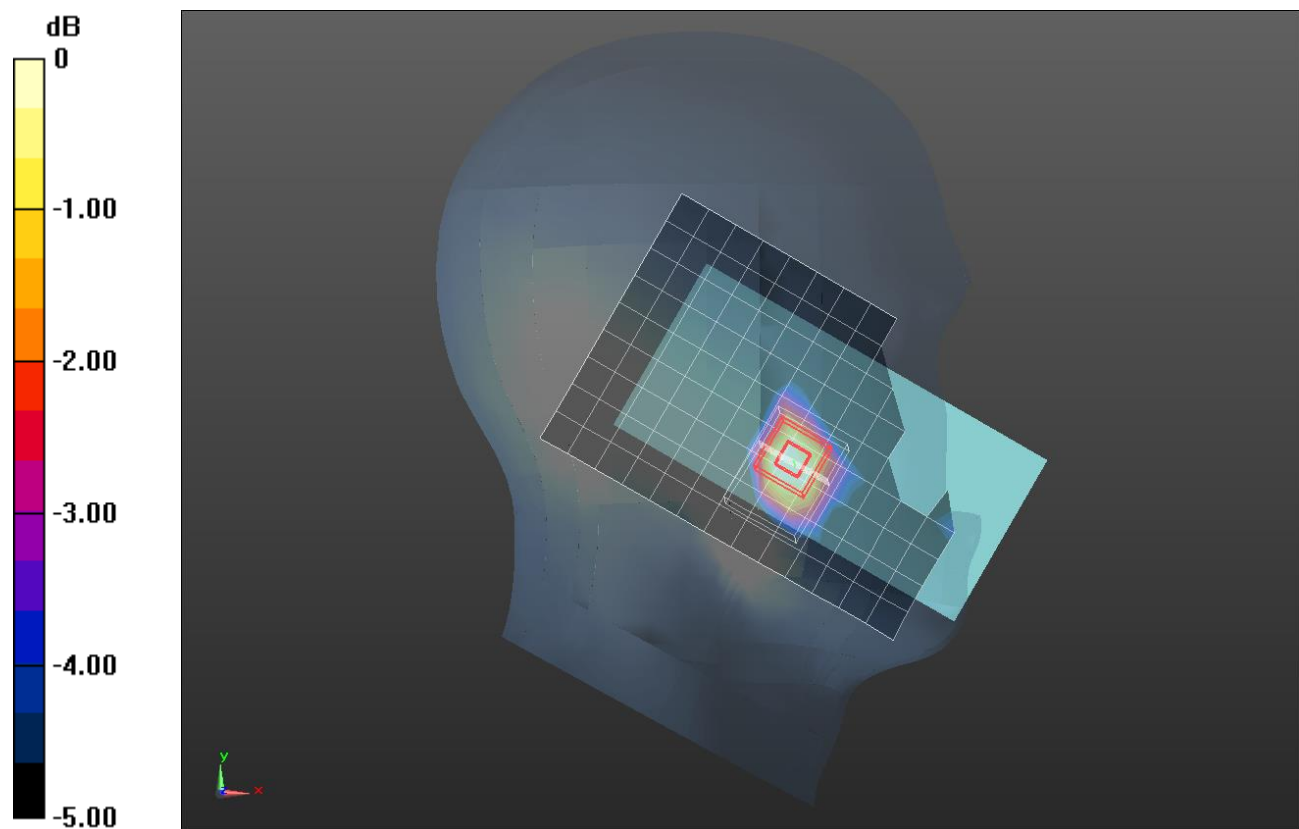
LHS/Touch_QPSK RB 1/0_ch 41490/Zoom Scan (9x7x7)/Cube 0: Measurement grid: dx=5mm, dy=5mm, dz=5mm

Reference Value = 4.860 V/m; Power Drift = -0.10 dB

Peak SAR (extrapolated) = 0.0520 W/kg

SAR(1 g) = 0.027 W/kg; SAR(10 g) = 0.014 W/kg

Maximum value of SAR (measured) = 0.0372 W/kg



0 dB = 0.0372 W/kg = -14.29 dBW/kg

LTE Band 41

Frequency: 2680 MHz; Duty Cycle: 1:1.59956; Room Ambient Temperature: 23.0°C; Liquid Temperature: 22.0°C
 Medium parameters used: $f = 2680$ MHz; $\sigma = 2.265$ S/m; $\epsilon_r = 52.251$; $\rho = 1000$ kg/m³

DASY5 Configuration:

- Area Scan Setting: Find Secondary Maximum Within: 2.0 dB and with a peak SAR value greater than 0.0012W/kg
- Electronics: DAE4 Sn1494; Calibrated: 2018-07-23
- Probe: EX3DV4 - SN7330; ConvF(7.39, 7.39, 7.39); Calibrated: 2018-01-22;
- Sensor-Surface: 2.5mm (Mechanical Surface Detection)
- Phantom: ELI V6.0 (20deg); Type: QD OVA 003 AA; Serial: 2013

Rear/QPSK RB 1/0 ch 41490/Area Scan (9x16x1): Measurement grid: dx=12mm, dy=12mm

Maximum value of SAR (measured) = 0.237 W/kg


Rear/QPSK RB 1/0 ch 41490/Zoom Scan (7x7x7)/Cube 0: Measurement grid: dx=5mm, dy=5mm, dz=5mm

Reference Value = 10.31 V/m; Power Drift = 0.01 dB

Peak SAR (extrapolated) = 0.346 W/kg

SAR(1 g) = 0.171 W/kg; SAR(10 g) = 0.081 W/kg

Maximum value of SAR (measured) = 0.238 W/kg



0 dB = 0.238 W/kg = -6.23 dBW/kg

LTE Band 41

Frequency: 2680 MHz; Duty Cycle: 1:1.59956; Room Ambient Temperature: 23.0°C; Liquid Temperature: 22.0°C
 Medium parameters used: $f = 2680$ MHz; $\sigma = 2.265$ S/m; $\epsilon_r = 52.251$; $\rho = 1000$ kg/m³

DASY5 Configuration:

- Area Scan Setting: Find Secondary Maximum Within: 2.0 dB and with a peak SAR value greater than 0.0012W/kg
- Electronics: DAE4 Sn1494; Calibrated: 2018-07-23
- Probe: EX3DV4 - SN7330; ConvF(7.39, 7.39, 7.39); Calibrated: 2018-01-22;
- Sensor-Surface: 2.5mm (Mechanical Surface Detection)
- Phantom: ELI V6.0 (20deg); Type: QD OVA 003 AA; Serial: 2013

Edge 3/QPSK RB 1/0 ch 41490/Area Scan (11x6x1): Measurement grid: dx=12mm, dy=12mm
 Maximum value of SAR (measured) = 0.301 W/kg


Edge 3/QPSK RB 1/0 ch 41490/Zoom Scan (7x7x7)/Cube 0: Measurement grid: dx=5mm, dy=5mm, dz=5mm

Reference Value = 13.26 V/m; Power Drift = -0.01 dB

Peak SAR (extrapolated) = 0.567 W/kg

SAR(1 g) = 0.273 W/kg; SAR(10 g) = 0.121 W/kg

Maximum value of SAR (measured) = 0.393 W/kg



0 dB = 0.393 W/kg = -4.06 dBW/kg

LTE Band 66

Frequency: 1770 MHz; Duty Cycle: 1:1; Room Ambient Temperature: 23.0°C; Liquid Temperature: 22.0°C
Medium parameters used: $f = 1770$ MHz; $\sigma = 1.332$ S/m; $\epsilon_r = 39.163$; $\rho = 1000$ kg/m³

DASY5 Configuration:

- Area Scan Setting: Find Secondary Maximum Within: 2.0 dB and with a peak SAR value greater than 0.0012W/kg
- Electronics: DAE4 Sn1259; Calibrated: 7/26/2018
- Probe: EX3DV4 - SN3991; ConvF(8.81, 8.81, 8.81); Calibrated: 5/24/2018;
- Sensor-Surface: 2.5mm (Mechanical Surface Detection)
- Phantom: Twin-SAM V5.0 (30deg probe tilt)_20181018; Type: QD 000 P40 CD; Serial: 1829

LHS/Touch_QPSK 1/0_ch.132572/Area Scan (8x13x1): Measurement grid: dx=15mm, dy=15mm
Maximum value of SAR (measured) = 0.221 W/kg

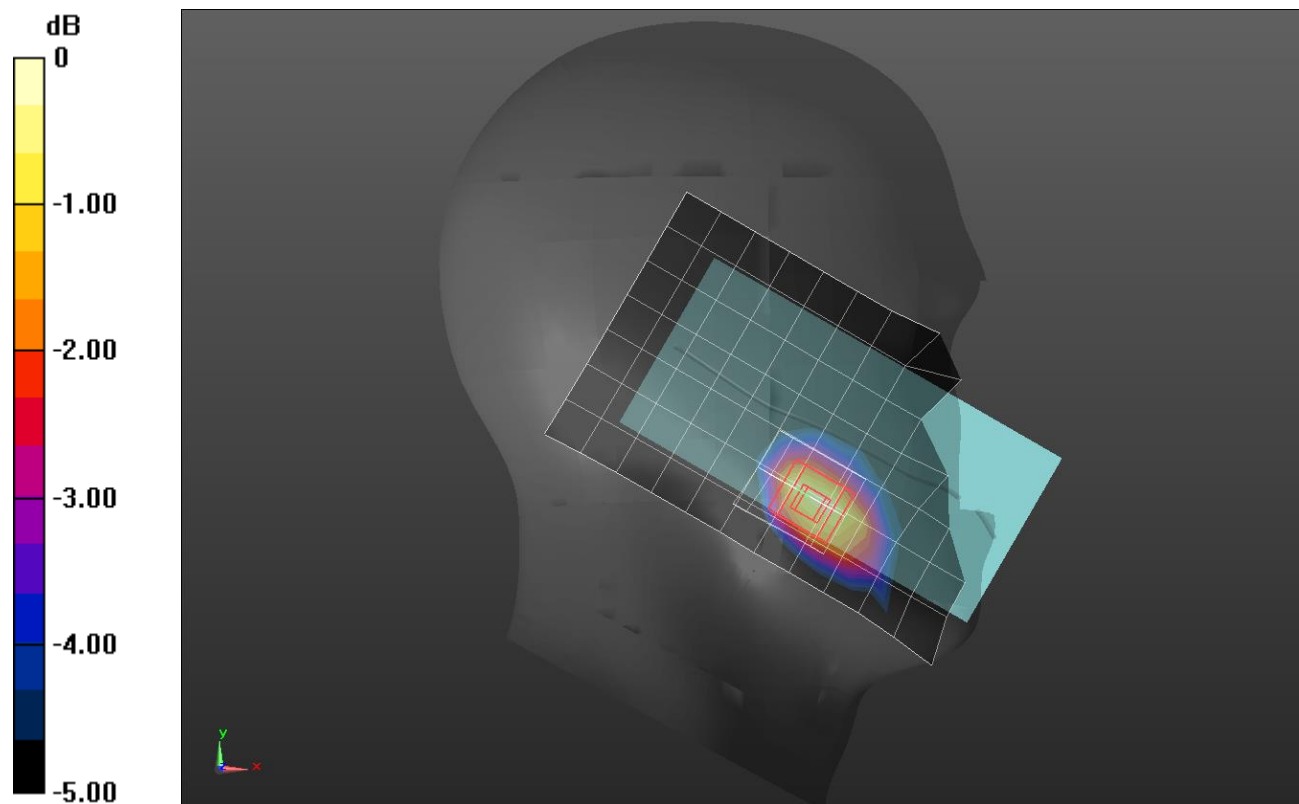
LHS/Touch_QPSK 1/0_ch.132572/Zoom Scan (5x5x7)/Cube 0: Measurement grid: dx=8mm, dy=8mm, dz=5mm

Reference Value = 12.27 V/m; Power Drift = 0.13 dB

Peak SAR (extrapolated) = 0.304 W/kg

SAR(1 g) = 0.191 W/kg; SAR(10 g) = 0.116 W/kg

Maximum value of SAR (measured) = 0.234 W/kg



0 dB = 0.234 W/kg = -6.31 dBW/kg

LTE Band 66

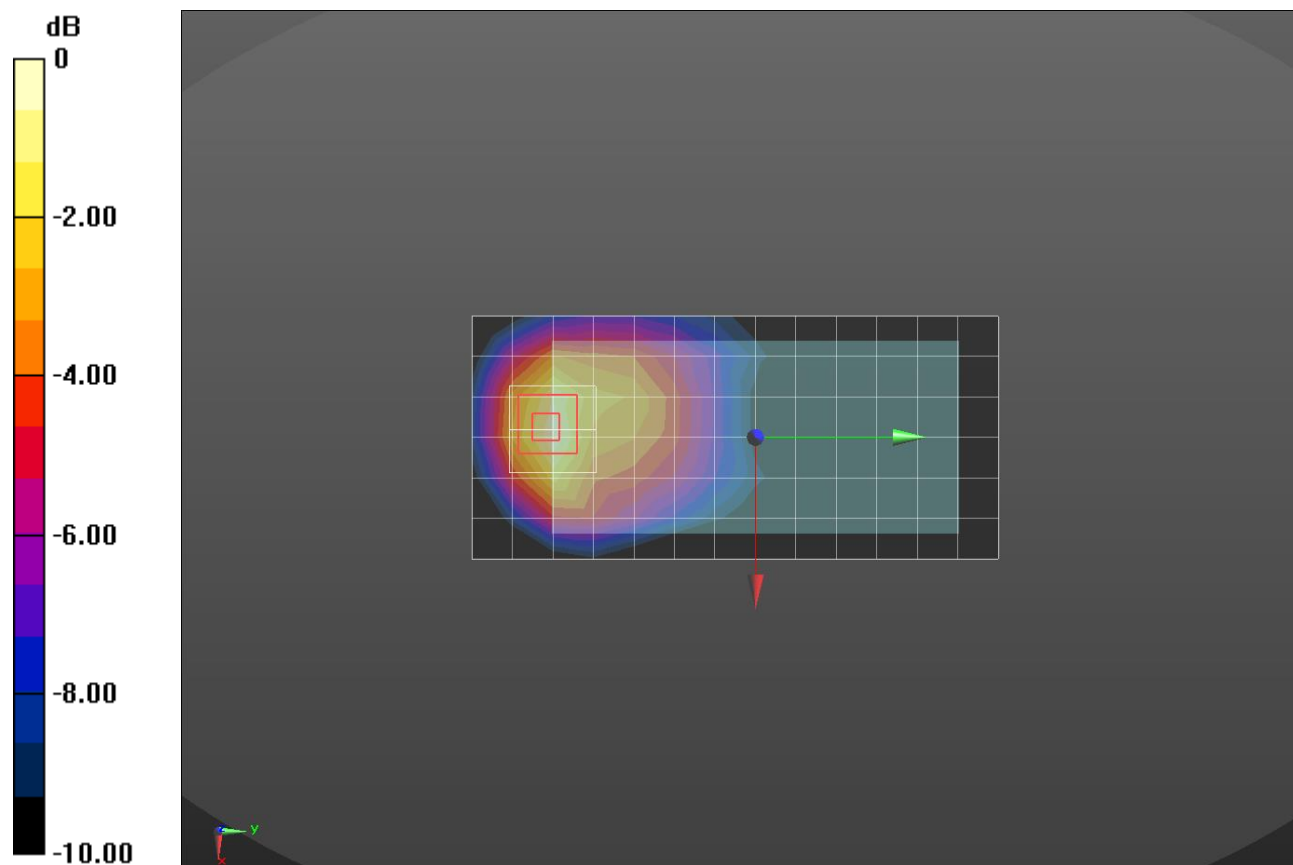
Frequency: 1770 MHz; Duty Cycle: 1:1; Room Ambient Temperature: 23.0°C; Liquid Temperature: 22.0°C
 Medium parameters used: $f = 1770$ MHz; $\sigma = 1.494$ S/m; $\epsilon_r = 51.69$; $\rho = 1000$ kg/m³

DASY5 Configuration:

- Area Scan Setting: Find Secondary Maximum Within: 2.0 dB and with a peak SAR value greater than 0.0012W/kg
- Electronics: DAE4 Sn1468; Calibrated: 2018-08-22
- Probe: EX3DV4 - SN7314; ConvF(8.03, 8.03, 8.03); Calibrated: 2018-08-30;
- Sensor-Surface: 2.5mm (Mechanical Surface Detection)
- Phantom: ELI v6.0; Type: QDOVA003AA; Serial: TP:2005

Rear/QPSK 1/0 Ch 132572/Area Scan (7x14x1): Measurement grid: dx=15mm, dy=15mm
 Maximum value of SAR (measured) = 0.672 W/kg

Rear/QPSK 1/0 Ch 132572/Zoom Scan (5x5x7)/Cube 0: Measurement grid: dx=8mm, dy=8mm, dz=5mm
 Reference Value = 21.45 V/m; Power Drift = -0.04 dB
 Peak SAR (extrapolated) = 0.857 W/kg
SAR(1 g) = 0.554 W/kg; SAR(10 g) = 0.334 W/kg
 Maximum value of SAR (measured) = 0.681 W/kg



0 dB = 0.681 W/kg = -1.67 dBW/kg

LTE Band 66

Frequency: 1770 MHz; Duty Cycle: 1:1; Room Ambient Temperature: 23.0°C; Liquid Temperature: 22.0°C
 Medium parameters used: $f = 1770$ MHz; $\sigma = 1.494$ S/m; $\epsilon_r = 51.69$; $\rho = 1000$ kg/m³

DASY5 Configuration:

- Area Scan Setting: Find Secondary Maximum Within: 2.0 dB and with a peak SAR value greater than 0.0012W/kg
- Electronics: DAE4 Sn1468; Calibrated: 2018-08-22
- Probe: EX3DV4 - SN7314; ConvF(8.03, 8.03, 8.03); Calibrated: 2018-08-30;
- Sensor-Surface: 2.5mm (Mechanical Surface Detection)
- Phantom: ELI v6.0; Type: QDOVA003AA; Serial: TP:2005

Edge 3/QPSK 1/0 ch 132572/Area Scan (9x5x1): Measurement grid: dx=15mm, dy=15mm

Maximum value of SAR (measured) = 0.656 W/kg

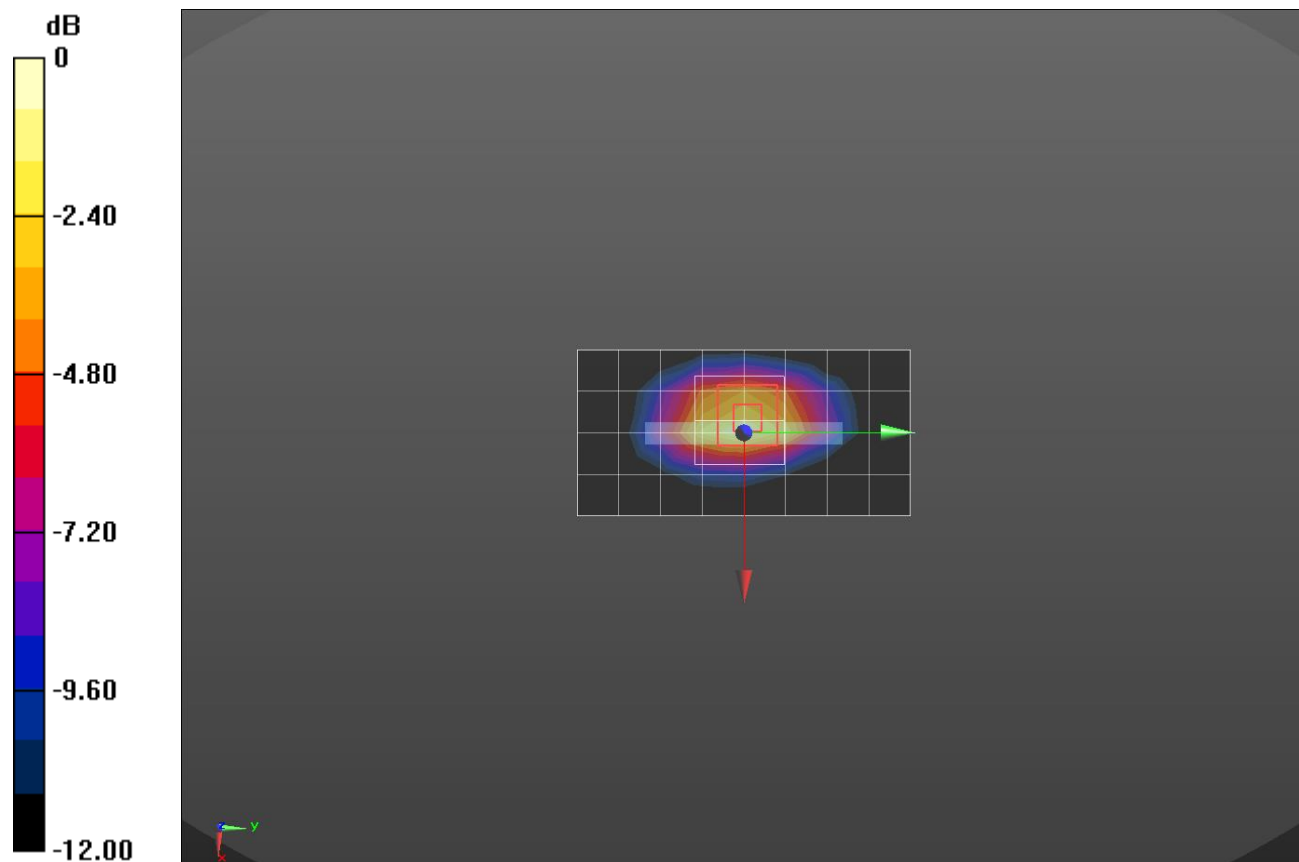
Edge 3/QPSK 1/0 ch 132572/Zoom Scan (5x5x7)/Cube 0: Measurement grid: dx=8mm, dy=8mm, dz=5mm

Reference Value = 22.82 V/m; Power Drift = 0.06 dB

Peak SAR (extrapolated) = 0.990 W/kg

SAR(1 g) = 0.596 W/kg; SAR(10 g) = 0.320 W/kg

Maximum value of SAR (measured) = 0.764 W/kg



0 dB = 0.764 W/kg = -1.17 dBW/kg

LTE Band 66

Frequency: 1770 MHz; Duty Cycle: 1:1; Room Ambient Temperature: 23.0°C; Liquid Temperature: 22.0°C
 Medium parameters used: $f = 1770$ MHz; $\sigma = 1.494$ S/m; $\epsilon_r = 51.69$; $\rho = 1000$ kg/m³

DASY5 Configuration:

- Area Scan Setting: Find Secondary Maximum Within: 2.0 dB and with a peak SAR value greater than 0.0012W/kg
- Electronics: DAE4 Sn1468; Calibrated: 2018-08-22
- Probe: EX3DV4 - SN7314; ConvF(8.03, 8.03, 8.03); Calibrated: 2018-08-30;
- Sensor-Surface: 2.5mm (Mechanical Surface Detection)
- Phantom: ELI v6.0; Type: QDOVA003AA; Serial: TP:2005

Edge 3/QPSK 1/0 ch 132572/Area Scan (9x5x1): Measurement grid: dx=15mm, dy=15mm
 Maximum value of SAR (measured) = 4.30 W/kg

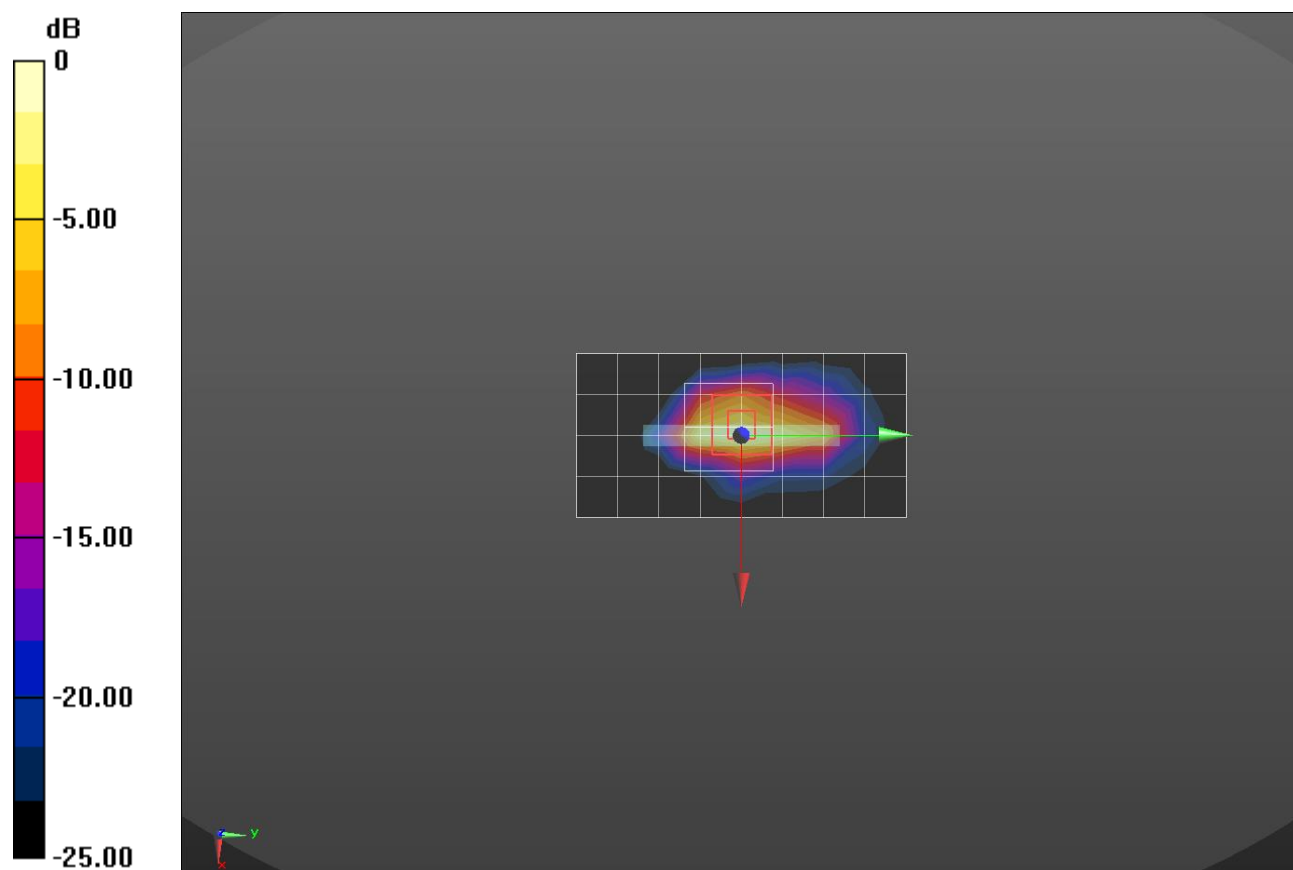
Edge 3/QPSK 1/0 ch 132572/Zoom Scan (5x5x7)/Cube 0: Measurement grid: dx=8mm, dy=8mm, dz=5mm

Reference Value = 58.56 V/m; Power Drift = 0.09 dB

Peak SAR (extrapolated) = 6.97 W/kg

SAR(1 g) = 3.44 W/kg; SAR(10 g) = 1.48 W/kg

Maximum value of SAR (measured) = 5.00 W/kg



0 dB = 5.00 W/kg = 6.99 dBW/kg

Wi-Fi 2.4 GHz

Frequency: 2412 MHz; Duty Cycle: 1:1; Room Ambient Temperature: 23.0°C; Liquid Temperature: 22.0°C
Medium parameters used (interpolated): $f = 2412$ MHz; $\sigma = 1.818$ S/m; $\epsilon_r = 40.744$; $\rho = 1000$ kg/m³

DASY5 Configuration:

- Area Scan Setting: Find Secondary Maximum Within: 2.0 dB and with a peak SAR value greater than 0.0012W/kg
- Electronics: DAE4 Sn1494; Calibrated: 2018-07-23
- Probe: EX3DV4 - SN7330; ConvF(7.71, 7.71, 7.71); Calibrated: 2018-01-22;
- Sensor-Surface: 2.5mm (Mechanical Surface Detection)
- Phantom: SAM (20deg probe tilt) with CRP v5.0_Front; Type: QD000P40CD; Serial: TP:1877

RHS/Touch_802.11 b mode ch 1 chain 0/Area Scan (9x15x1): Measurement grid: dx=12mm, dy=12mm

Maximum value of SAR (measured) = 0.638 W/kg

RHS/Touch_802.11 b mode ch 1 chain 0/Zoom Scan (8x9x7)/Cube 0: Measurement grid:


dx=5mm, dy=5mm, dz=5mm

Reference Value = 19.53 V/m; Power Drift = 0.02 dB

Peak SAR (extrapolated) = 1.10 W/kg

SAR(1 g) = 0.450 W/kg; SAR(10 g) = 0.204 W/kg

Maximum value of SAR (measured) = 0.667 W/kg



0 dB = 0.667 W/kg = -1.76 dBW/kg

Wi-Fi 2.4 GHz

Frequency: 2412 MHz; Duty Cycle: 1:1; Room Ambient Temperature: 23.0°C; Liquid Temperature: 22.0°C
 Medium parameters used (interpolated): $f = 2412$ MHz; $\sigma = 1.979$ S/m; $\epsilon_r = 52.646$; $\rho = 1000$ kg/m³

DASY5 Configuration:

- Area Scan Setting: Find Secondary Maximum Within: 2.0 dB and with a peak SAR value greater than 0.0012W/kg
- Electronics: DAE4 Sn1494; Calibrated: 2018-07-23
- Probe: EX3DV4 - SN7330; ConvF(7.79, 7.79, 7.79); Calibrated: 2018-01-22;
- Sensor-Surface: 2.5mm (Mechanical Surface Detection)
- Phantom: ELI V6.0 (20deg); Type: QD OVA 003 AA; Serial: 2013

Rear/802.11 b mode ch 1 Chain 0/Area Scan (16x9x1): Measurement grid: dx=12mm, dy=12mm
 Maximum value of SAR (measured) = 0.0681 W/kg


Rear/802.11 b mode ch 1 Chain 0/Zoom Scan (7x8x7)/Cube 0: Measurement grid: dx=5mm, dy=5mm, dz=5mm

Reference Value = 5.764 V/m; Power Drift = 0.05 dB

Peak SAR (extrapolated) = 0.107 W/kg

SAR(1 g) = 0.055 W/kg; SAR(10 g) = 0.029 W/kg

Maximum value of SAR (measured) = 0.0740 W/kg



0 dB = 0.0740 W/kg = -11.31 dBW/kg

Wi-Fi 2.4 GHz

Frequency: 2412 MHz; Duty Cycle: 1:1; Room Ambient Temperature: 23.0°C; Liquid Temperature: 22.0°C
 Medium parameters used (interpolated): $f = 2412 \text{ MHz}$; $\sigma = 1.979 \text{ S/m}$; $\epsilon_r = 52.646$; $\rho = 1000 \text{ kg/m}^3$

DASY5 Configuration:

- Area Scan Setting: Find Secondary Maximum Within: 2.0 dB and with a peak SAR value greater than 0.0012W/kg
- Electronics: DAE4 Sn1494; Calibrated: 2018-07-23
- Probe: EX3DV4 - SN7330; ConvF(7.79, 7.79, 7.79); Calibrated: 2018-01-22;
- Sensor-Surface: 2.5mm (Mechanical Surface Detection)
- Phantom: ELI V6.0 (20deg); Type: QD OVA 003 AA; Serial: 2013

Rear/802.11 b mode ch 1 Chain 0/Area Scan (16x9x1): Measurement grid: dx=12mm, dy=12mm
 Maximum value of SAR (measured) = 0.177 W/kg

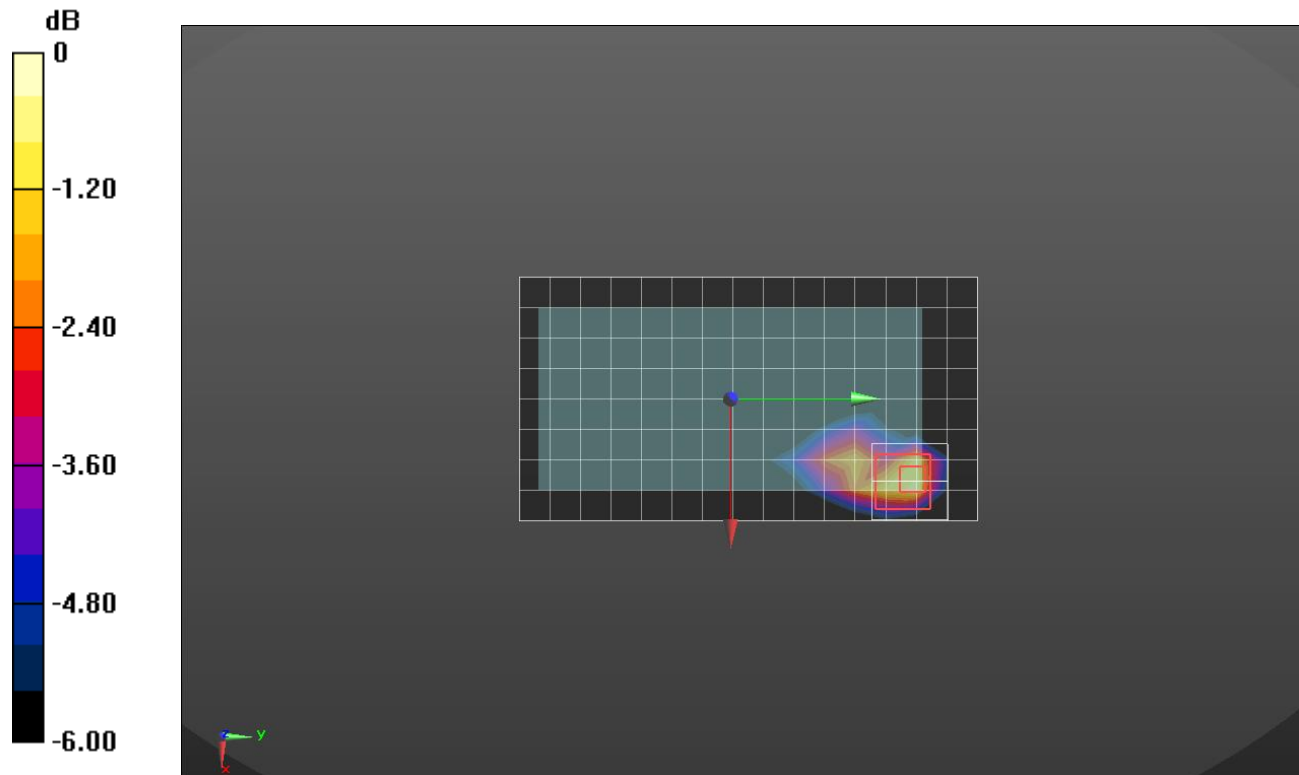
Rear/802.11 b mode ch 1 Chain 0/Zoom Scan (7x7x7)/Cube 0: Measurement grid: dx=5mm, dy=5mm, dz=5mm

Reference Value = 9.082 V/m; Power Drift = 0.08 dB

Peak SAR (extrapolated) = 0.297 W/kg

SAR(1 g) = 0.146 W/kg; SAR(10 g) = 0.069 W/kg

Maximum value of SAR (measured) = 0.206 W/kg



0 dB = 0.206 W/kg = -6.86 dBW/kg

Wi-Fi 2.4 GHz

Frequency: 2437 MHz; Duty Cycle: 1:1; Room Ambient Temperature: 23.0°C; Liquid Temperature: 22.0°C
 Medium parameters used (interpolated): $f = 2437$ MHz; $\sigma = 1.847$ S/m; $\epsilon_r = 40.664$; $\rho = 1000$ kg/m³

DASY5 Configuration:

- Area Scan Setting: Find Secondary Maximum Within: 2.0 dB and with a peak SAR value greater than 0.0012W/kg
- Electronics: DAE4 Sn1494; Calibrated: 2018-07-23
- Probe: EX3DV4 - SN7330; ConvF(7.71, 7.71, 7.71); Calibrated: 2018-01-22;
- Sensor-Surface: 2.5mm (Mechanical Surface Detection)
- Phantom: SAM (20deg probe tilt) with CRP v5.0_Front; Type: QD000P40CD; Serial: TP:1877

RHS/Touch_802.11 b mode ch 6 chain 0/Area Scan (9x16x1): Measurement grid: dx=12mm, dy=12mm

Maximum value of SAR (measured) = 0.459 W/kg

RHS/Touch_802.11 b mode ch 6 chain 0/Zoom Scan (7x7x7)/Cube 0: Measurement grid:

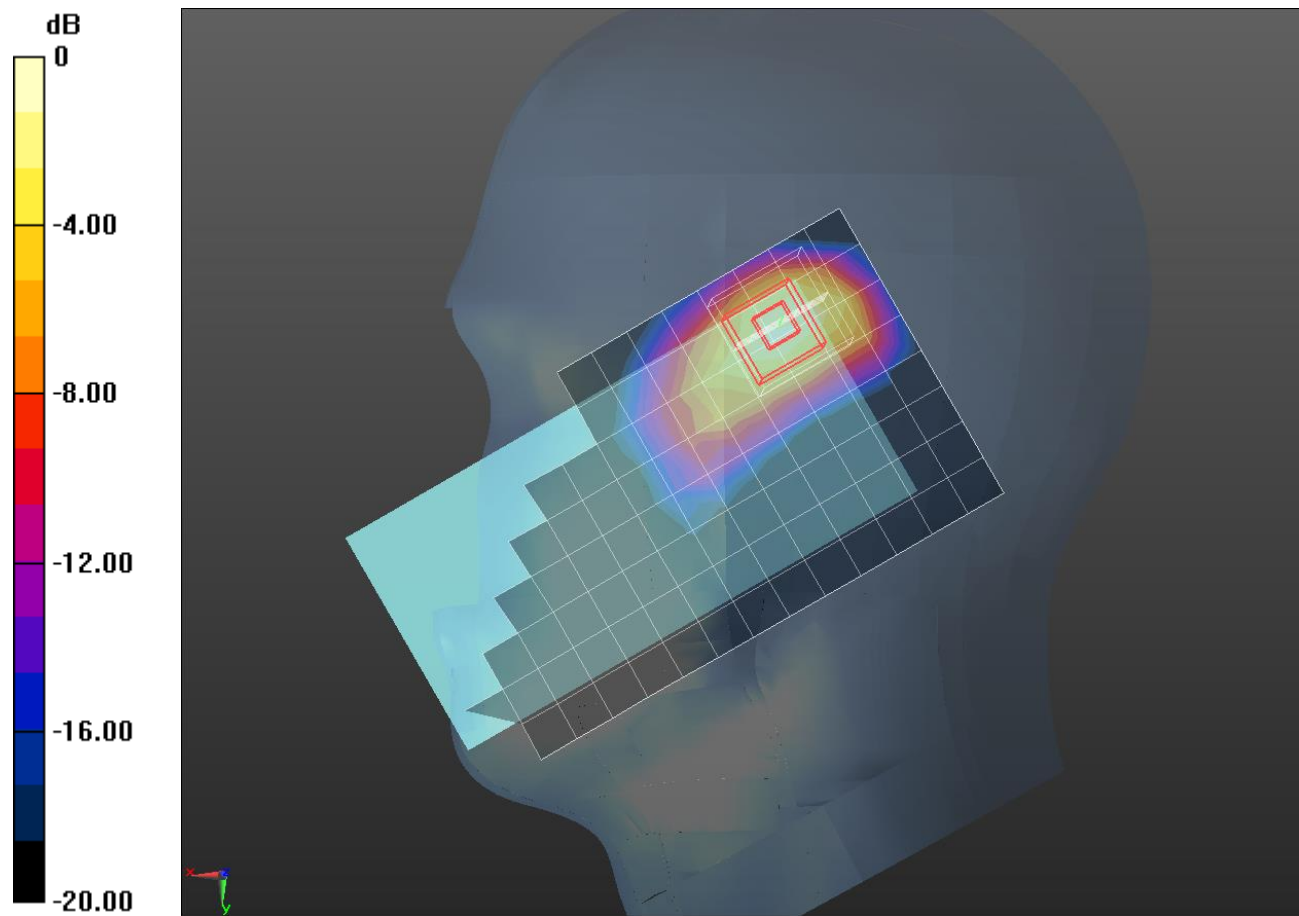
dx=5mm, dy=5mm, dz=5mm

Reference Value = 15.97 V/m; Power Drift = 0.18 dB

Peak SAR (extrapolated) = 0.850 W/kg

SAR(1 g) = 0.353 W/kg; SAR(10 g) = 0.155 W/kg

Maximum value of SAR (measured) = 0.529 W/kg



0 dB = 0.529 W/kg = -2.77 dBW/kg

Wi-Fi 2.4 GHz

Frequency: 2412 MHz; Duty Cycle: 1:1; Room Ambient Temperature: 23.0°C; Liquid Temperature: 22.0°C
 Medium parameters used (interpolated): $f = 2412$ MHz; $\sigma = 1.921$ S/m; $\epsilon_r = 53.11$; $\rho = 1000$ kg/m³

DASY5 Configuration:

- Area Scan Setting: Find Secondary Maximum Within: 2.0 dB and with a peak SAR value greater than 0.0012W/kg
- Electronics: DAE4 Sn1494; Calibrated: 2018-07-23
- Probe: EX3DV4 - SN7330; ConvF(7.79, 7.79, 7.79); Calibrated: 2018-01-22;
- Sensor-Surface: 2.5mm (Mechanical Surface Detection)
- Phantom: ELI V6.0 (20deg); Type: QD OVA 003 AA; Serial: 2013

Rear/802.11 b mode ch 1 Chain 0/Area Scan (16x9x1): Measurement grid: dx=12mm, dy=12mm
 Maximum value of SAR (measured) = 0.0569 W/kg

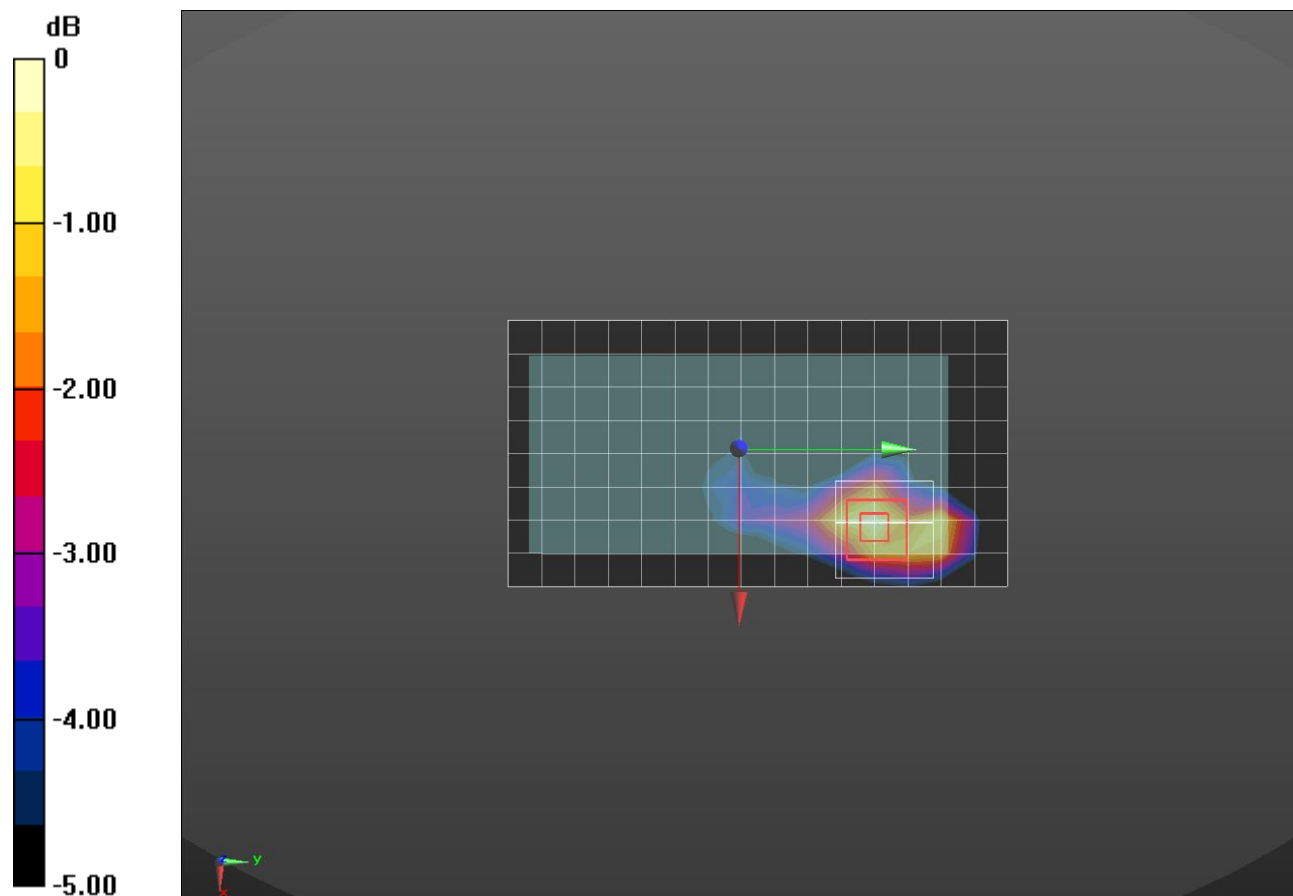
Rear/802.11 b mode ch 1 Chain 0/Zoom Scan (8x8x7)/Cube 0: Measurement grid: dx=5mm, dy=5mm, dz=5mm

Reference Value = 5.377 V/m; Power Drift = -0.02 dB

Peak SAR (extrapolated) = 0.0850 W/kg

SAR(1 g) = 0.042 W/kg; SAR(10 g) = 0.022 W/kg

Maximum value of SAR (measured) = 0.0575 W/kg



0 dB = 0.0575 W/kg = -12.40 dBW/kg

Wi-Fi 2.4 GHz

Frequency: 2412 MHz; Duty Cycle: 1:1; Room Ambient Temperature: 23.0°C; Liquid Temperature: 22.0°C
 Medium parameters used (interpolated): $f = 2412 \text{ MHz}$; $\sigma = 1.921 \text{ S/m}$; $\epsilon_r = 53.11$; $\rho = 1000 \text{ kg/m}^3$

DASY5 Configuration:

- Area Scan Setting: Find Secondary Maximum Within: 2.0 dB and with a peak SAR value greater than 0.0012W/kg
- Electronics: DAE4 Sn1494; Calibrated: 2018-07-23
- Probe: EX3DV4 - SN7330; ConvF(7.79, 7.79, 7.79); Calibrated: 2018-01-22;
- Sensor-Surface: 2.5mm (Mechanical Surface Detection)
- Phantom: ELI V6.0 (20deg); Type: QD OVA 003 AA; Serial: 2013

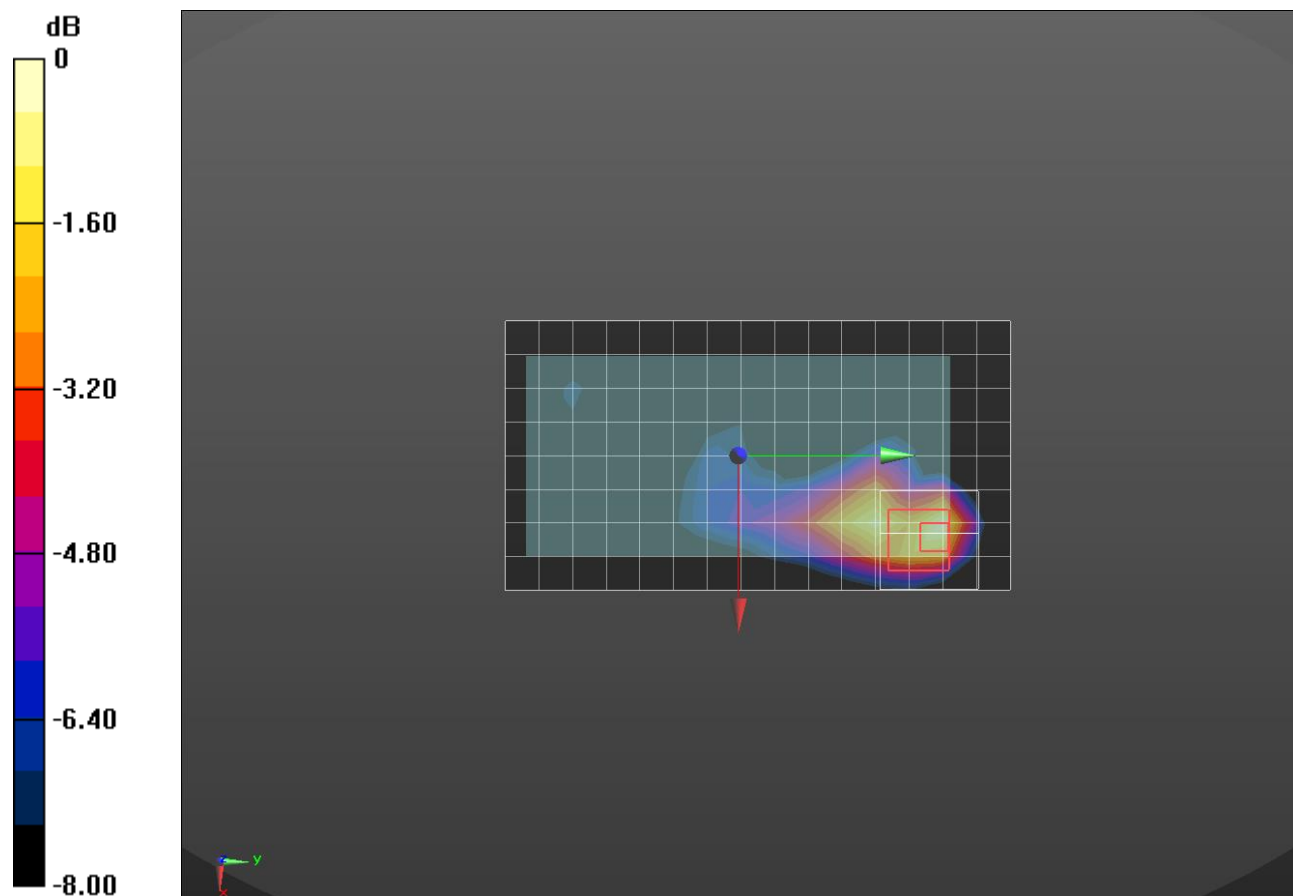
Rear/802.11 b mode ch 1 Chain 0/Area Scan (16x9x1): Measurement grid: dx=12mm, dy=12mm
 Maximum value of SAR (measured) = 0.133 W/kg

Rear/802.11 b mode ch 1 Chain 0/Zoom Scan (8x8x7)/Cube 0: Measurement grid: dx=5mm, dy=5mm, dz=5mm

Reference Value = 8.326 V/m; Power Drift = -0.14 dB

Peak SAR (extrapolated) = 0.199 W/kg

SAR(1 g) = 0.097 W/kg; SAR(10 g) = 0.047 W/kg



0 dB = 0.137 W/kg = -8.63 dBW/kg

Wi-Fi 5.3 GHz

Frequency: 5290 MHz; Duty Cycle: 1:1; Room Ambient Temperature: 23.0°C; Liquid Temperature: 22.0°C
 Medium parameters used: $f = 5290 \text{ MHz}$; $\sigma = 4.698 \text{ S/m}$; $\epsilon_r = 36.814$; $\rho = 1000 \text{ kg/m}^3$

DASY5 Configuration:

- Area Scan Setting: Find Secondary Maximum Within: 2.0 dB and with a peak SAR value greater than 0.0012W/kg
- Electronics: DAE4 Sn1494; Calibrated: 2018-07-23
- Probe: EX3DV4 - SN7376; ConvF(5.12, 5.12, 5.12); Calibrated: 2018-09-26;
- Sensor-Surface: 1.4mm (Mechanical Surface Detection)
- Phantom: SAM (20deg probe tilt) with CRP v5.0_Back; Type: QD000P40CD; Serial: TP:1882

RHS/Tilt_802.11 ac mode_VHT 80 ch 58 chain 0/Area Scan (10x19x1): Measurement grid:

$dx=10\text{mm}$, $dy=10\text{mm}$

Maximum value of SAR (measured) = 0.192 W/kg

RHS/Tilt_802.11 ac mode_VHT 80 ch 58 chain 0/Zoom Scan (8x9x7)/Cube 0: Measurement

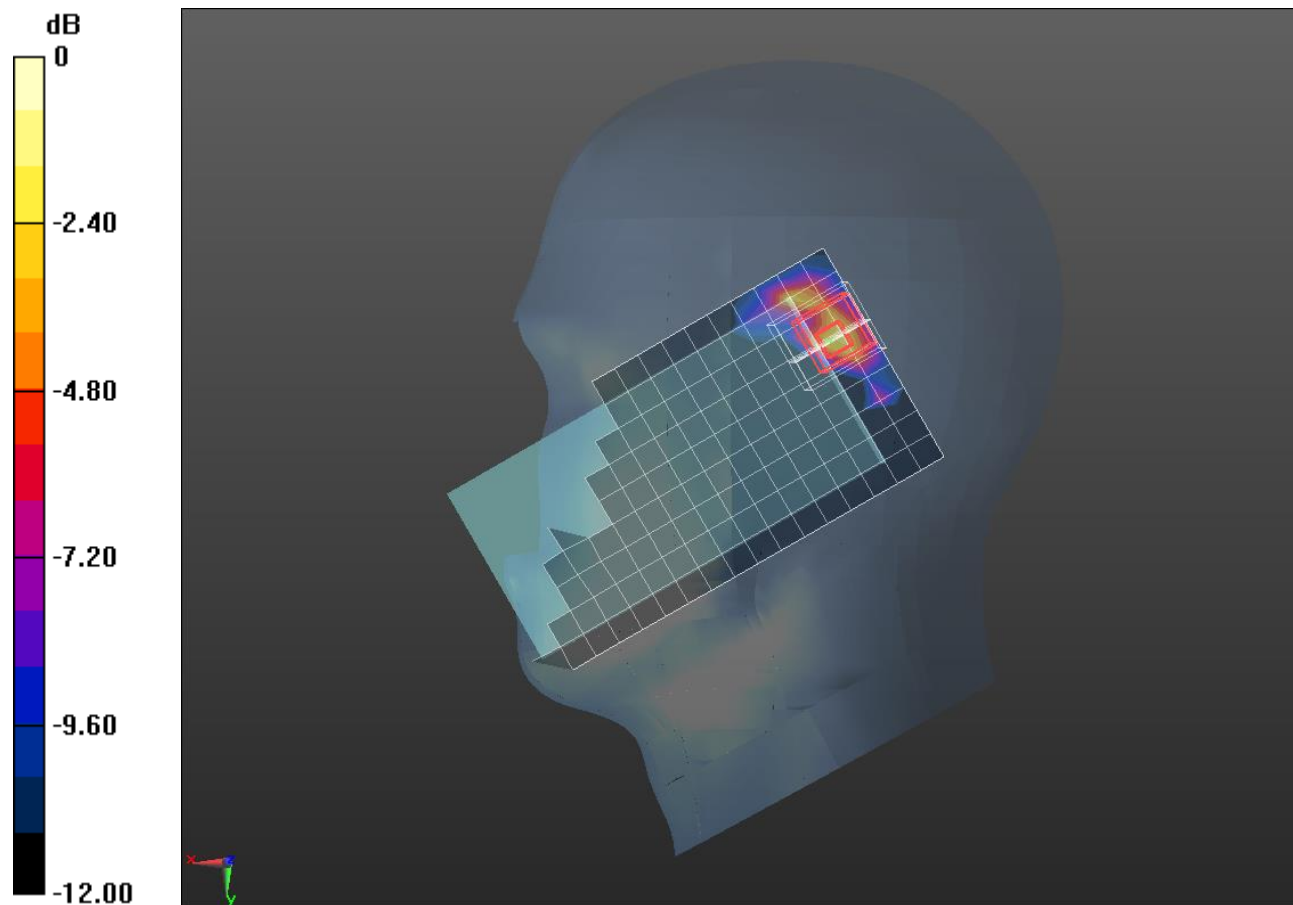
grid: $dx=4\text{mm}$, $dy=4\text{mm}$, $dz=1.4\text{mm}$

Reference Value = 6.749 V/m; Power Drift = 0.09 dB

Peak SAR (extrapolated) = 0.447 W/kg

SAR(1 g) = 0.094 W/kg; SAR(10 g) = 0.024 W/kg

Maximum value of SAR (measured) = 0.285 W/kg



0 dB = 0.285 W/kg = -5.45 dBW/kg

Wi-Fi 5.3 GHz

Frequency: 5310 MHz; Duty Cycle: 1:1; Room Ambient Temperature: 23.0°C; Liquid Temperature: 22.0°C
 Medium parameters used: $f = 5310 \text{ MHz}$; $\sigma = 5.521 \text{ S/m}$; $\epsilon_r = 47.887$; $\rho = 1000 \text{ kg/m}^3$

DASY5 Configuration:

- Area Scan Setting: Find Secondary Maximum Within: 2.0 dB and with a peak SAR value greater than 0.0012W/kg
- Electronics: DAE4 Sn1259; Calibrated: 7/26/2018
- Probe: EX3DV4 - SN3991; ConvF(4.56, 4.56, 4.56); Calibrated: 5/24/2018;
- Sensor-Surface: 1.4mm (Mechanical Surface Detection)
- Phantom: ELI V5.0 (20deg probe tilt)_20181018; Type: QD OVA 001 BB; Serial: 1212

Rear/802.11 n mode HT40 ch 62 SISO 1/Area Scan (20x11x1): Measurement grid: dx=10mm, dy=10mm

Maximum value of SAR (measured) = 0.240 W/kg

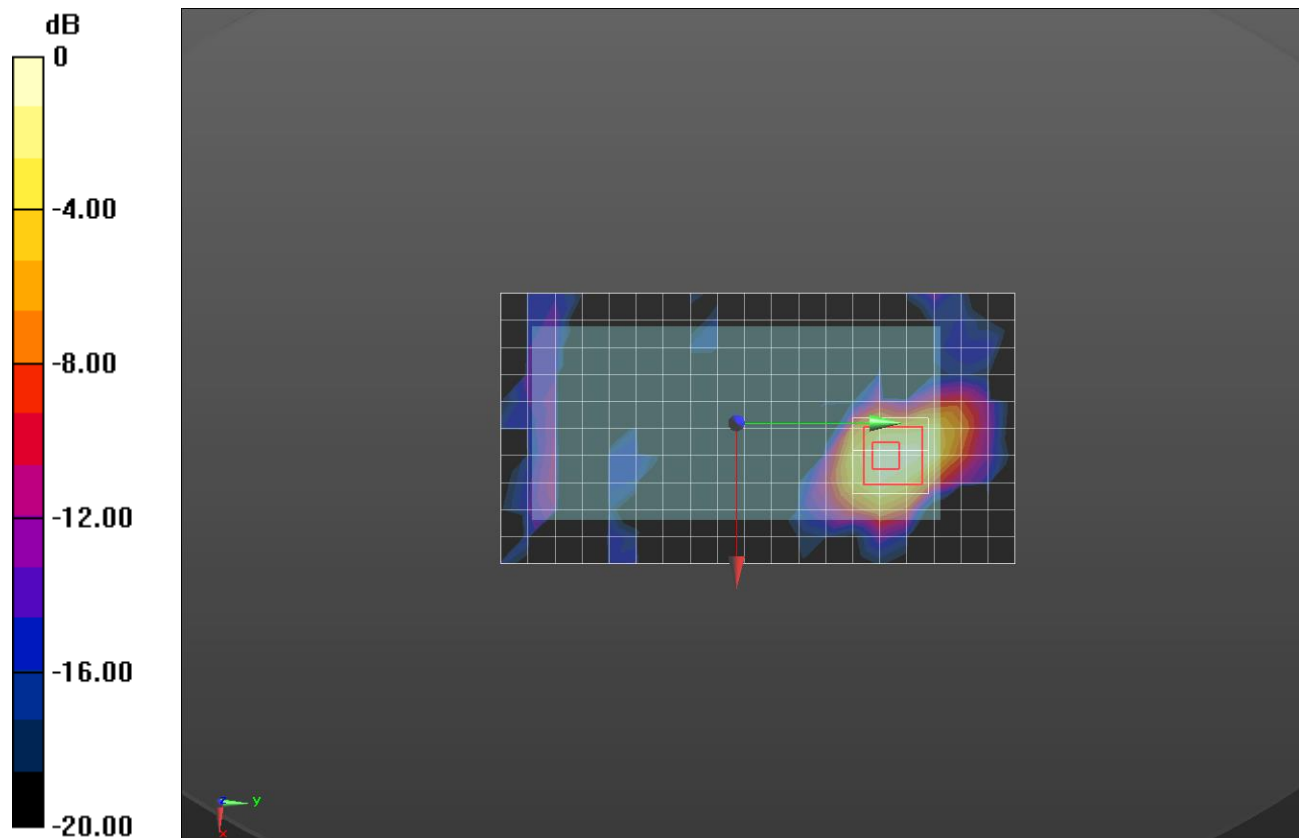
Rear/802.11 n mode HT40 ch 62 SISO 1/Zoom Scan (8x8x7)/Cube 0: Measurement grid: dx=4mm, dy=4mm, dz=1.4mm

Reference Value = 7.503 V/m; Power Drift = 0.06 dB

Peak SAR (extrapolated) = 0.421 W/kg

SAR(1 g) = 0.106 W/kg; SAR(10 g) = 0.039 W/kg

Maximum value of SAR (measured) = 0.249 W/kg



0 dB = 0.249 W/kg = -6.04 dBW/kg

Wi-Fi 5.3 GHz

Frequency: 5310 MHz; Duty Cycle: 1:1; Room Ambient Temperature: 23.0°C; Liquid Temperature: 22.0°C
 Medium parameters used: $f = 5310 \text{ MHz}$; $\sigma = 5.493 \text{ S/m}$; $\epsilon_r = 47.401$; $\rho = 1000 \text{ kg/m}^3$

DASY5 Configuration:

- Area Scan Setting: Find Secondary Maximum Within: 2.0 dB and with a peak SAR value greater than 0.0012W/kg
- Electronics: DAE4 Sn1259; Calibrated: 7/26/2018
- Probe: EX3DV4 - SN3991; ConvF(4.56, 4.56, 4.56); Calibrated: 5/24/2018;
- Sensor-Surface: 1.4mm (Mechanical Surface Detection)
- Phantom: ELI V5.0 (20deg probe tilt)_20181018; Type: QD OVA 001 BB; Serial: 1212

Rear/802.11n_HT 40 ch 62 MIMO/Area Scan (19x11x1): Measurement grid: dx=10mm, dy=10mm

Maximum value of SAR (measured) = 12.3 W/kg

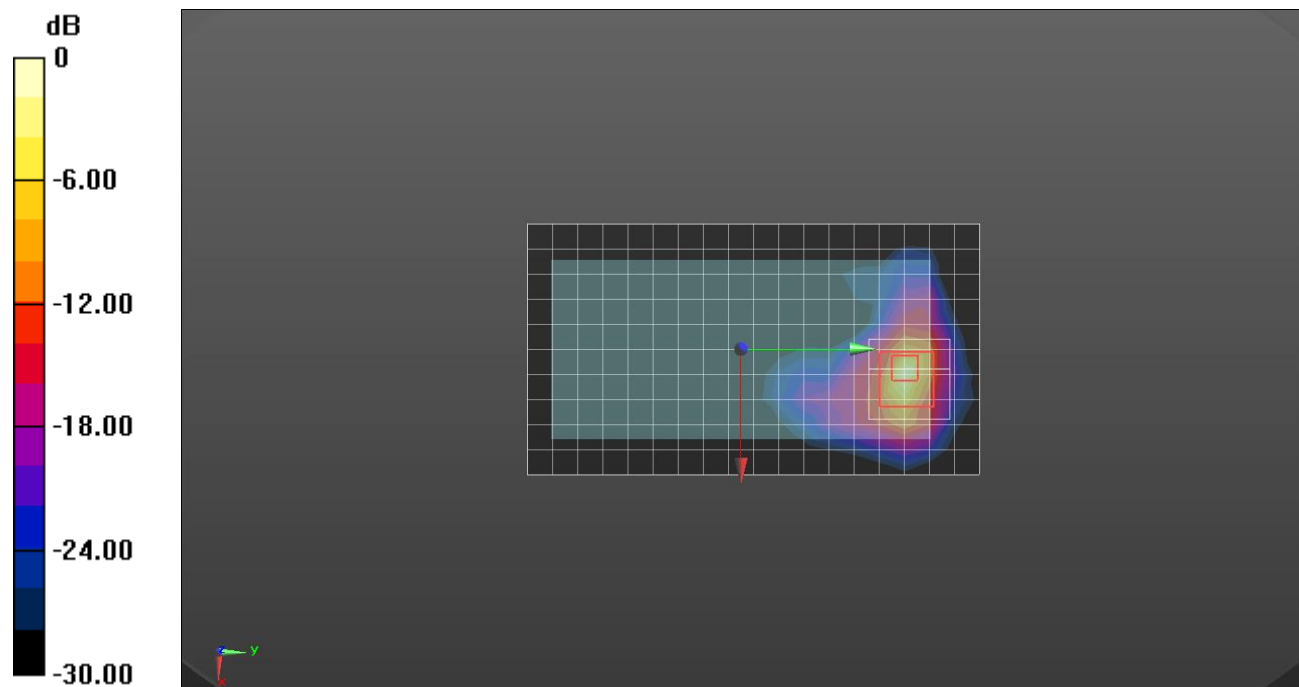
Rear/802.11n_HT 40 ch 62 MIMO/Zoom Scan (9x9x7)/Cube 0: Measurement grid: dx=4mm, dy=4mm, dz=1.4mm

Reference Value = 55.95 V/m; Power Drift = -0.14 dB

Peak SAR (extrapolated) = 30.4 W/kg

SAR(1 g) = 3.77 W/kg; SAR(10 g) = 0.741 W/kg

Maximum value of SAR (measured) = 14.4 W/kg



0 dB = 14.4 W/kg = 11.58 dBW/kg

Wi-Fi 5.6 GHz

Frequency: 5530 MHz; Duty Cycle: 1:1; Room Ambient Temperature: 23.0°C; Liquid Temperature: 22.0°C
 Medium parameters used: $f = 5530 \text{ MHz}$; $\sigma = 4.95 \text{ S/m}$; $\epsilon_r = 36.406$; $\rho = 1000 \text{ kg/m}^3$

DASY5 Configuration:

- Area Scan Setting: Find Secondary Maximum Within: 2.0 dB and with a peak SAR value greater than 0.0012W/kg
- Electronics: DAE4 Sn1494; Calibrated: 2018-07-23
- Probe: EX3DV4 - SN7376; ConvF(4.6, 4.6, 4.6); Calibrated: 2018-09-26;
- Sensor-Surface: 1.4mm (Mechanical Surface Detection)
- Phantom: SAM (20deg probe tilt) with CRP v5.0_Back; Type: QD000P40CD; Serial: TP:1882

RHS/Tilt_802.11 ac mode_VHT 80 ch 106 chain 0/Area Scan (10x19x1): Measurement grid:

$dx=10\text{mm}$, $dy=10\text{mm}$

Maximum value of SAR (measured) = 0.254 W/kg

RHS/Tilt_802.11 ac mode_VHT 80 ch 106 chain 0/Zoom Scan (8x8x7)/Cube 0: Measurement


grid: $dx=4\text{mm}$, $dy=4\text{mm}$, $dz=1.4\text{mm}$

Reference Value = 6.172 V/m; Power Drift = 0.05 dB

Peak SAR (extrapolated) = 0.495 W/kg

SAR(1 g) = 0.098 W/kg; SAR(10 g) = 0.028 W/kg

Maximum value of SAR (measured) = 0.298 W/kg



0 dB = 0.298 W/kg = -5.26 dBW/kg

Wi-Fi 5.6 GHz

Frequency: 5600 MHz; Duty Cycle: 1:1; Room Ambient Temperature: 23.0°C; Liquid Temperature: 22.0°C
 Medium parameters used: $f = 5600$ MHz; $\sigma = 5.902$ S/m; $\epsilon_r = 47.395$; $\rho = 1000$ kg/m³

DASY5 Configuration:

- Area Scan Setting: Find Secondary Maximum Within: 2.0 dB and with a peak SAR value greater than 0.0012W/kg
- Electronics: DAE4 Sn1259; Calibrated: 7/26/2018
- Probe: EX3DV4 - SN3991; ConvF(3.88, 3.88, 3.88); Calibrated: 5/24/2018;
- Sensor-Surface: 1.4mm (Mechanical Surface Detection)
- Phantom: ELI V5.0 (20deg probe tilt)_20181018; Type: QD OVA 001 BB; Serial: 1212

Rear/802.11 a mode ch 120 SISO 1/Area Scan (20x11x1): Measurement grid: dx=10mm, dy=10mm
 Maximum value of SAR (measured) = 0.443 W/kg

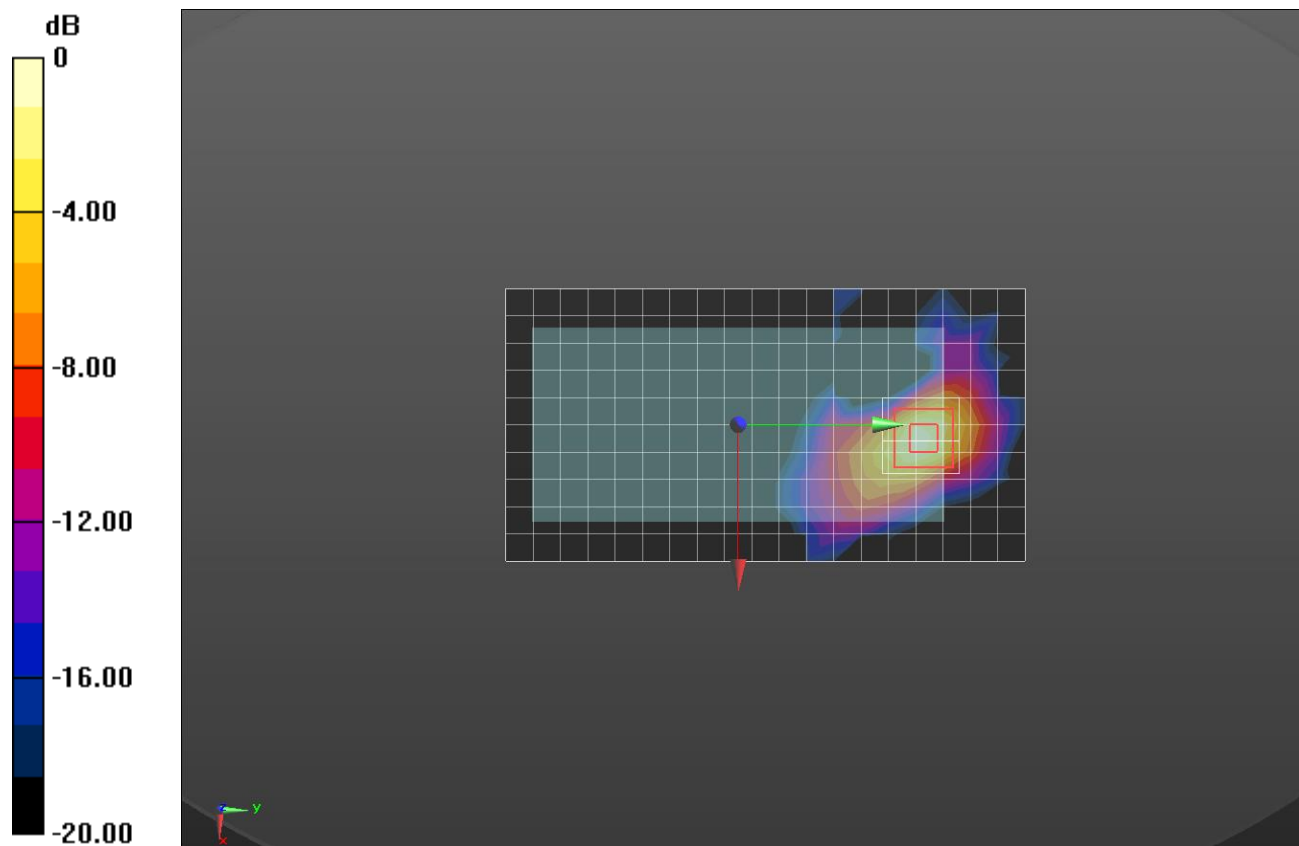
Rear/802.11 a mode ch 120 SISO 1/Zoom Scan (8x8x7)/Cube 0: Measurement grid: dx=4mm, dy=4mm, dz=1.4mm

Reference Value = 10.57 V/m; Power Drift = 0.01 dB

Peak SAR (extrapolated) = 0.819 W/kg

SAR(1 g) = 0.204 W/kg; SAR(10 g) = 0.063 W/kg

Maximum value of SAR (measured) = 0.509 W/kg



0 dB = 0.509 W/kg = -2.93 dBW/kg

Wi-Fi 5.6 GHz


Frequency: 5620 MHz; Duty Cycle: 1:1; Room Ambient Temperature: 23.0°C; Liquid Temperature: 22.0°C
 Medium parameters used (interpolated): $f = 5620$ MHz; $\sigma = 5.915$ S/m; $\epsilon_r = 46.882$; $\rho = 1000$ kg/m³

DASY5 Configuration:

- Area Scan Setting: Find Secondary Maximum Within: 2.0 dB and with a peak SAR value greater than 0.0012W/kg
- Electronics: DAE4 Sn1259; Calibrated: 7/26/2018
- Probe: EX3DV4 - SN3991; ConvF(3.88, 3.88, 3.88); Calibrated: 5/24/2018;
- Sensor-Surface: 1.4mm (Mechanical Surface Detection)
- Phantom: ELI V5.0 (20deg probe tilt)_20181018; Type: QD OVA 001 BB; Serial: 1212

Rear/802.11n_HT 20 ch 124 MIMO/Area Scan (19x11x1): Measurement grid: dx=10mm, dy=10mm
 Maximum value of SAR (measured) = 20.2 W/kg

Rear/802.11n_HT 20 ch 124 MIMO/Zoom Scan (9x9x7)/Cube 0: Measurement grid: dx=4mm, dy=4mm, dz=1.4mm
 Reference Value = 60.16 V/m; Power Drift = -0.07 dB
 Peak SAR (extrapolated) = 49.9 W/kg
SAR(1 g) = 5.99 W/kg; SAR(10 g) = 1.14 W/kg
 Maximum value of SAR (measured) = 23.2 W/kg



0 dB = 23.2 W/kg = 13.65 dBW/kg

Wi-Fi 5.8 GHz

Frequency: 5775 MHz; Duty Cycle: 1:1; Room Ambient Temperature: 23.0°C; Liquid Temperature: 22.0°C
 Medium parameters used: $f = 5775 \text{ MHz}$; $\sigma = 5.235 \text{ S/m}$; $\epsilon_r = 35.977$; $\rho = 1000 \text{ kg/m}^3$

DASY5 Configuration:

- Area Scan Setting: Find Secondary Maximum Within: 2.0 dB and with a peak SAR value greater than 0.0012W/kg
- Electronics: DAE4 Sn1494; Calibrated: 2018-07-23
- Probe: EX3DV4 - SN7376; ConvF(4.63, 4.63, 4.63); Calibrated: 2018-09-26;
- Sensor-Surface: 1.4mm (Mechanical Surface Detection)
- Phantom: SAM (20deg probe tilt) with CRP v5.0_Back; Type: QD000P40CD; Serial: TP:1882

RHS/Touch_802.11 ac mode_VHT 80 ch 155 chain 0/Area Scan (10x19x1): Measurement grid:

$dx=10\text{mm}$, $dy=10\text{mm}$

Maximum value of SAR (measured) = 0.148 W/kg

RHS/Touch_802.11 ac mode_VHT 80 ch 155 chain 0/Zoom Scan (9x9x7)/Cube 0:


Measurement grid: $dx=4\text{mm}$, $dy=4\text{mm}$, $dz=1.4\text{mm}$

Reference Value = 1.666 V/m; Power Drift = -0.11 dB

Peak SAR (extrapolated) = 0.380 W/kg

SAR(1 g) = 0.063 W/kg; SAR(10 g) = 0.019 W/kg

Maximum value of SAR (measured) = 0.213 W/kg



0 dB = 0.213 W/kg = -6.72 dBW/kg

Wi-Fi 5.8 GHz

Frequency: 5745 MHz; Duty Cycle: 1:1; Room Ambient Temperature: 23.0°C; Liquid Temperature: 22.0°C
 Medium parameters used (interpolated): $f = 5745 \text{ MHz}$; $\sigma = 6.104 \text{ S/m}$; $\epsilon_r = 47.148$; $\rho = 1000 \text{ kg/m}^3$

DASY5 Configuration:

- Area Scan Setting: Find Secondary Maximum Within: 2.0 dB and with a peak SAR value greater than 0.0012W/kg
- Electronics: DAE4 Sn1259; Calibrated: 7/26/2018
- Probe: EX3DV4 - SN3991; ConvF(4.13, 4.13, 4.13); Calibrated: 5/24/2018;
- Sensor-Surface: 1.4mm (Mechanical Surface Detection)
- Phantom: ELI V5.0 (20deg probe tilt)_20181018; Type: QD OVA 001 BB; Serial: 1212

Rear/802.11 a mode ch 149 SISO 1/Area Scan (20x11x1): Measurement grid: dx=10mm, dy=10mm
 Maximum value of SAR (measured) = 0.456 W/kg

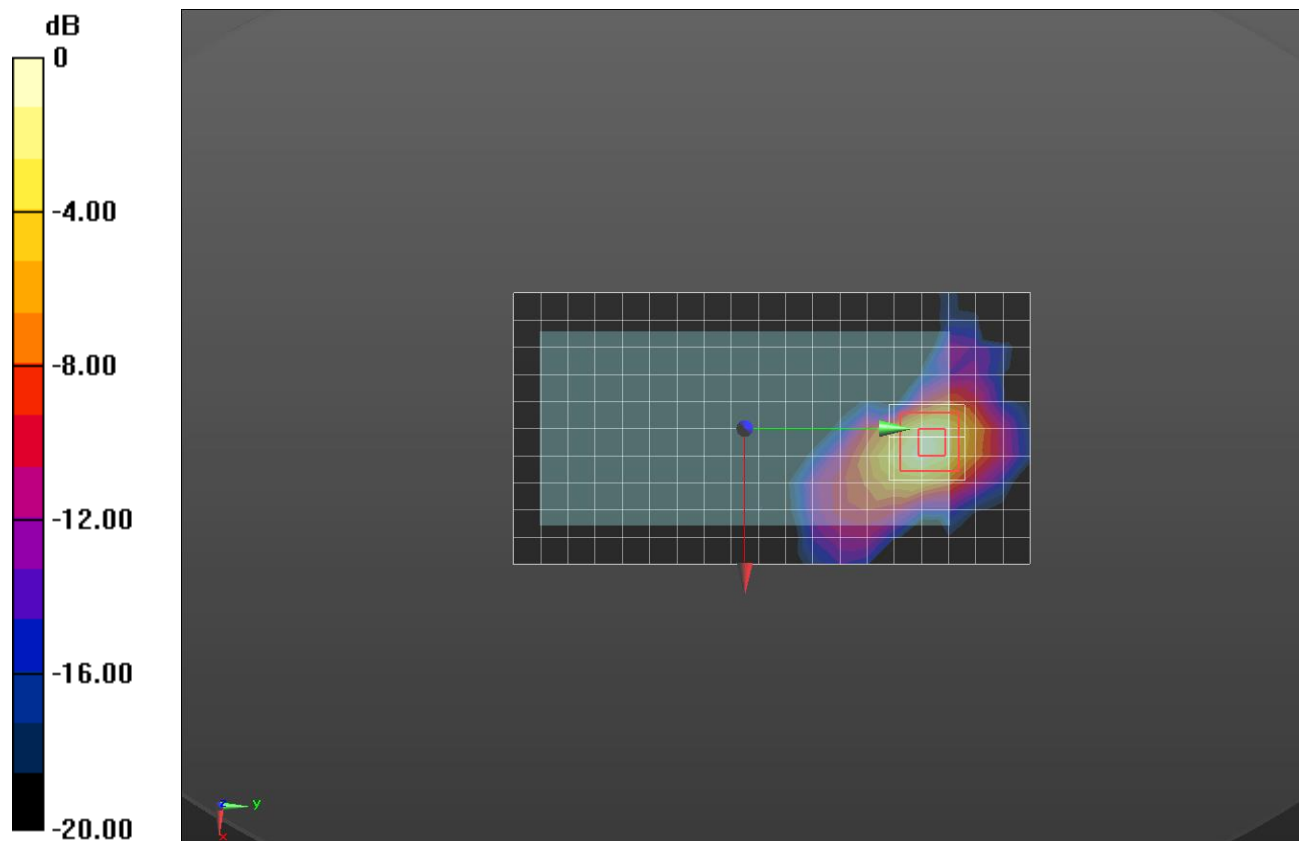
Rear/802.11 a mode ch 149 SISO 1/Zoom Scan (8x8x7)/Cube 0: Measurement grid: dx=4mm, dy=4mm, dz=1.4mm

Reference Value = 10.34 V/m; Power Drift = 0.03 dB

Peak SAR (extrapolated) = 0.827 W/kg

SAR(1 g) = 0.196 W/kg; SAR(10 g) = 0.063 W/kg

Maximum value of SAR (measured) = 0.495 W/kg



0 dB = 0.495 W/kg = -3.05 dBW/kg

Wi-Fi 5.8 GHz

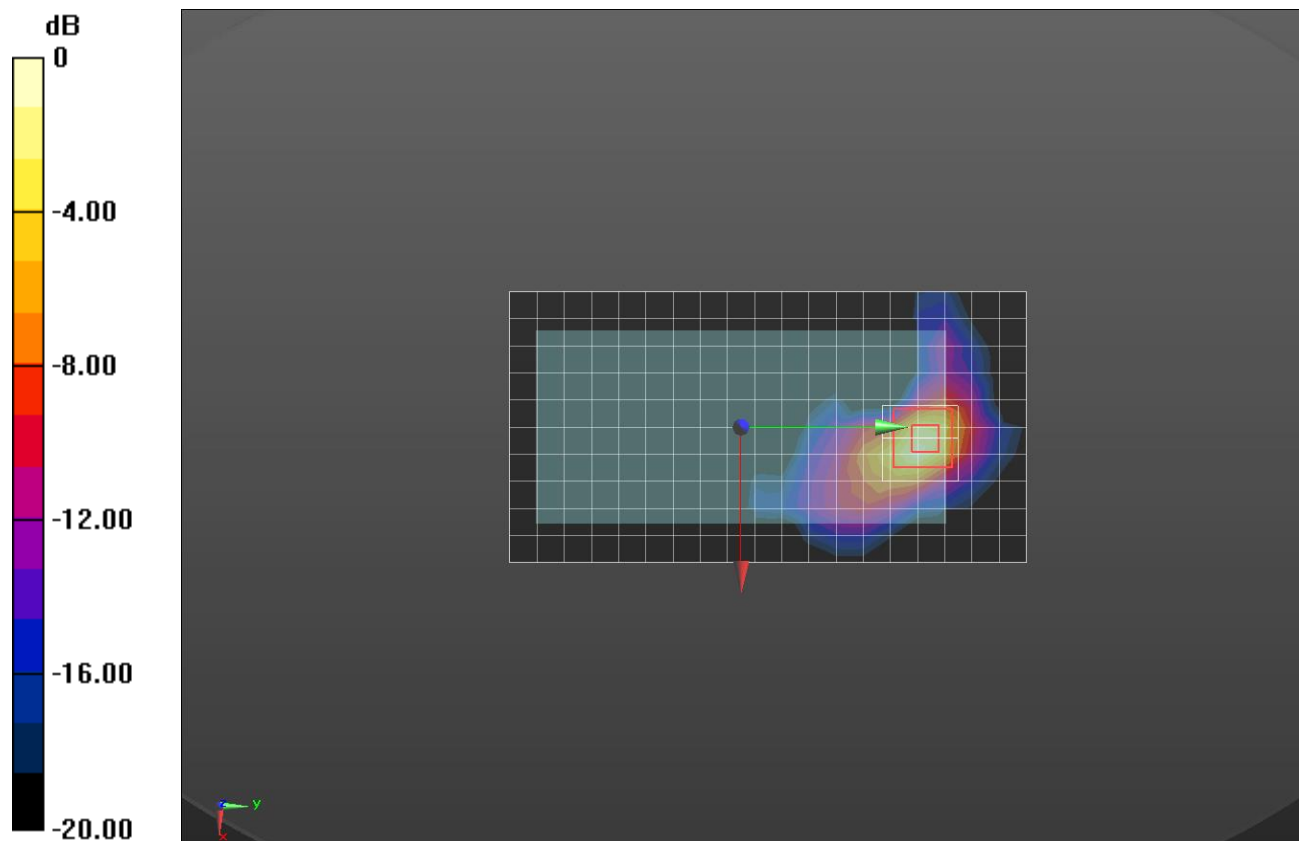
Frequency: 5745 MHz; Duty Cycle: 1:1; Room Ambient Temperature: 23.0°C; Liquid Temperature: 22.0°C
 Medium parameters used (interpolated): $f = 5745$ MHz; $\sigma = 6.104$ S/m; $\epsilon_r = 47.148$; $\rho = 1000$ kg/m³

DASY5 Configuration:

- Area Scan Setting: Find Secondary Maximum Within: 2.0 dB and with a peak SAR value greater than 0.0012W/kg
- Electronics: DAE4 Sn1259; Calibrated: 7/26/2018
- Probe: EX3DV4 - SN3991; ConvF(4.13, 4.13, 4.13); Calibrated: 5/24/2018;
- Sensor-Surface: 1.4mm (Mechanical Surface Detection)
- Phantom: ELI V5.0 (20deg probe tilt)_20181018; Type: QD OVA 001 BB; Serial: 1212

Rear/802.11 a mode ch 149 SISO 1/Area Scan (20x11x1): Measurement grid: dx=10mm, dy=10mm
 Maximum value of SAR (measured) = 0.934 W/kg

Rear/802.11 a mode ch 149 SISO 1/Zoom Scan (8x8x7)/Cube 0: Measurement grid: dx=4mm, dy=4mm, dz=1.4mm
 Reference Value = 14.69 V/m; Power Drift = -0.00 dB
 Peak SAR (extrapolated) = 2.64 W/kg
SAR(1 g) = 0.382 W/kg; SAR(10 g) = 0.107 W/kg
 Maximum value of SAR (measured) = 1.04 W/kg



0 dB = 1.04 W/kg = 0.17 dBW/kg

Wi-Fi 5.3 GHz

Frequency: 5290 MHz; Duty Cycle: 1:1; Room Ambient Temperature: 23.0°C; Liquid Temperature: 22.0°C
 Medium parameters used: $f = 5290 \text{ MHz}$; $\sigma = 4.698 \text{ S/m}$; $\epsilon_r = 36.814$; $\rho = 1000 \text{ kg/m}^3$

DASY5 Configuration:

- Area Scan Setting: Find Secondary Maximum Within: 2.0 dB and with a peak SAR value greater than 0.0012W/kg
- Electronics: DAE4 Sn1494; Calibrated: 2018-07-23
- Probe: EX3DV4 - SN7376; ConvF(5.12, 5.12, 5.12); Calibrated: 2018-09-26;
- Sensor-Surface: 1.4mm (Mechanical Surface Detection)
- Phantom: SAM (20deg probe tilt) with CRP v5.0_Back; Type: QD000P40CD; Serial: TP:1882

RHS/Tilt_802.11 ac mode_VHT 80 ch 58 MIMO/Area Scan (11x20x1): Measurement grid:

$dx=10\text{mm}$, $dy=10\text{mm}$

Maximum value of SAR (measured) = 0.158 W/kg

RHS/Tilt_802.11 ac mode_VHT 80 ch 58 MIMO/Zoom Scan (11x9x7)/Cube 0: Measurement

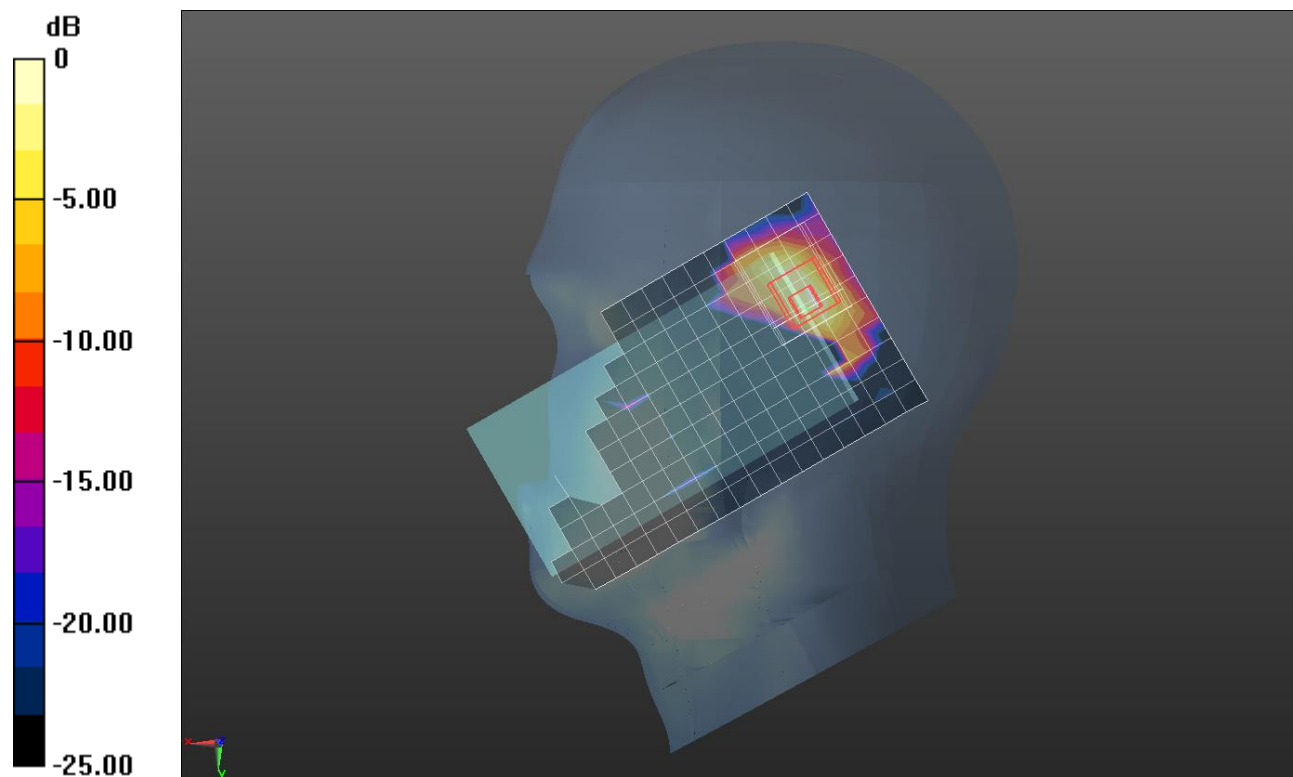
grid: $dx=4\text{mm}$, $dy=4\text{mm}$, $dz=1.4\text{mm}$

Reference Value = 4.619 V/m; Power Drift = -0.17 dB

Peak SAR (extrapolated) = 0.400 W/kg

SAR(1 g) = 0.060 W/kg; SAR(10 g) = 0.017 W/kg

Maximum value of SAR (measured) = 0.190 W/kg



0 dB = 0.190 W/kg = -7.21 dBW/kg

Wi-Fi 5.3 GHz

Frequency: 5290 MHz; Duty Cycle: 1:1; Room Ambient Temperature: 23.0°C; Liquid Temperature: 22.0°C
 Medium parameters used (interpolated): $f = 5290$ MHz; $\sigma = 5.478$ S/m; $\epsilon_r = 47.455$; $\rho = 1000$ kg/m³

DASY5 Configuration:

- Area Scan Setting: Find Secondary Maximum Within: 2.0 dB and with a peak SAR value greater than 0.0012W/kg
- Electronics: DAE4 Sn1259; Calibrated: 7/26/2018
- Probe: EX3DV4 - SN3991; ConvF(4.56, 4.56, 4.56); Calibrated: 5/24/2018;
- Sensor-Surface: 1.4mm (Mechanical Surface Detection)
- Phantom: ELI V5.0 (20deg probe tilt)_20181018; Type: QD OVA 001 BB; Serial: 1212

Rear/802.11ac_VHT 80 ch 58 MIMO/Area Scan (20x11x1): Measurement grid: dx=10mm, dy=10mm
 Maximum value of SAR (measured) = 0.216 W/kg


Rear/802.11ac_VHT 80 ch 58 MIMO/Zoom Scan (9x9x7)/Cube 0: Measurement grid: dx=4mm, dy=4mm, dz=1.4mm

Reference Value = 7.521 V/m; Power Drift = 0.01 dB

Peak SAR (extrapolated) = 0.416 W/kg

SAR(1 g) = 0.108 W/kg; SAR(10 g) = 0.042 W/kg

Maximum value of SAR (measured) = 0.251 W/kg



0 dB = 0.251 W/kg = -6.00 dBW/kg

Wi-Fi 5.3 GHz

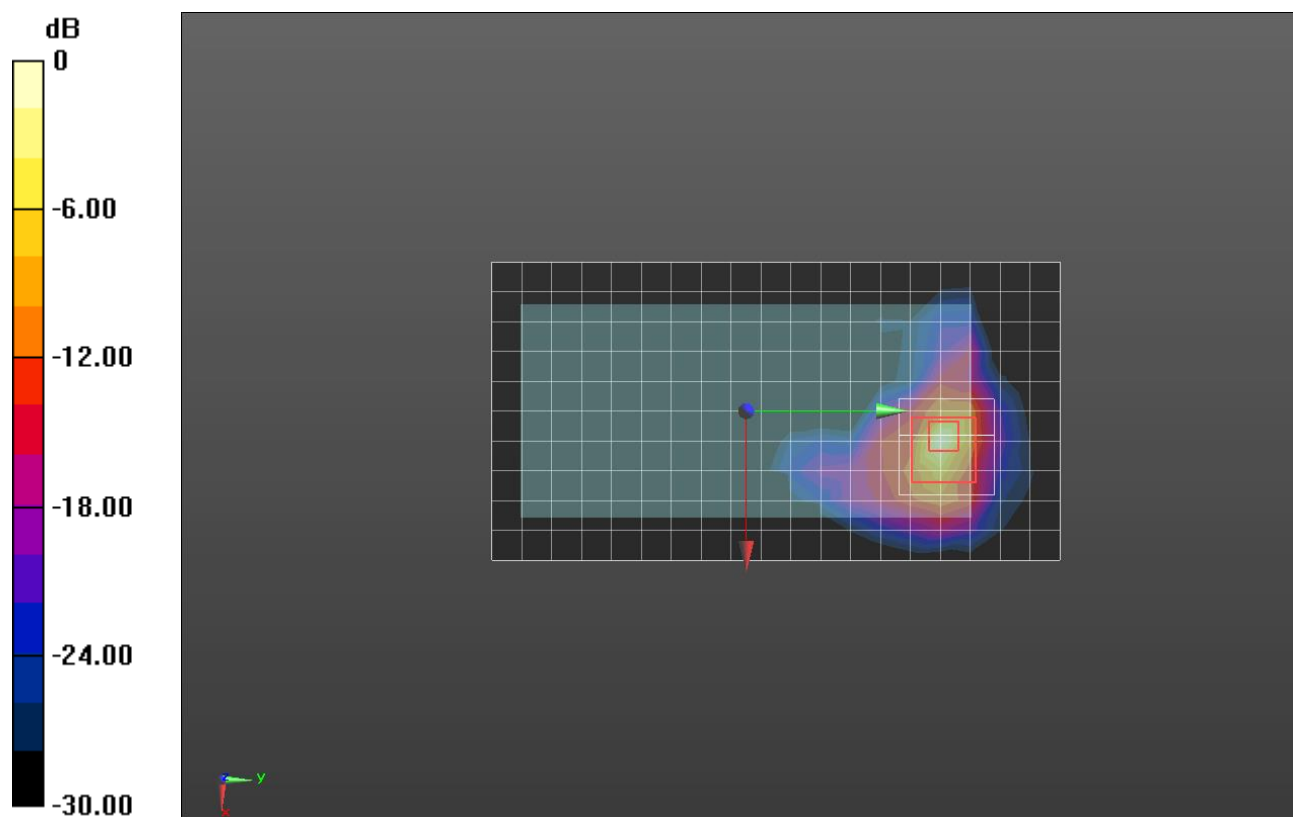
Frequency: 5290 MHz; Duty Cycle: 1:1; Room Ambient Temperature: 23.0°C; Liquid Temperature: 22.0°C
 Medium parameters used (interpolated): $f = 5290$ MHz; $\sigma = 5.478$ S/m; $\epsilon_r = 47.455$; $\rho = 1000$ kg/m³

DASY5 Configuration:

- Area Scan Setting: Find Secondary Maximum Within: 2.0 dB and with a peak SAR value greater than 0.0012W/kg
- Electronics: DAE4 Sn1259; Calibrated: 7/26/2018
- Probe: EX3DV4 - SN3991; ConvF(4.56, 4.56, 4.56); Calibrated: 5/24/2018;
- Sensor-Surface: 1.4mm (Mechanical Surface Detection)
- Phantom: ELI V5.0 (20deg probe tilt)_20181018; Type: QD OVA 001 BB; Serial: 1212

Rear/802.11ac_VHT 80 ch 58 MIMO/Area Scan (20x11x1): Measurement grid: dx=10mm, dy=10mm
 Maximum value of SAR (measured) = 8.94 W/kg

Rear/802.11ac_VHT 80 ch 58 MIMO/Zoom Scan (9x9x7)/Cube 0: Measurement grid: dx=4mm, dy=4mm, dz=1.4mm
 Reference Value = 46.07 V/m; Power Drift = 0.08 dB
 Peak SAR (extrapolated) = 18.6 W/kg
SAR(1 g) = 2.36 W/kg; SAR(10 g) = 0.467 W/kg
 Maximum value of SAR (measured) = 8.88 W/kg



0 dB = 8.88 W/kg = 9.48 dBW/kg

Wi-Fi 5.6 GHz

Frequency: 5530 MHz; Duty Cycle: 1:1; Room Ambient Temperature: 23.0°C; Liquid Temperature: 22.0°C
 Medium parameters used: $f = 5530 \text{ MHz}$; $\sigma = 4.95 \text{ S/m}$; $\epsilon_r = 36.406$; $\rho = 1000 \text{ kg/m}^3$

DASY5 Configuration:

- Area Scan Setting: Find Secondary Maximum Within: 2.0 dB and with a peak SAR value greater than 0.0012W/kg
- Electronics: DAE4 Sn1494; Calibrated: 2018-07-23
- Probe: EX3DV4 - SN7376; ConvF(4.6, 4.6, 4.6); Calibrated: 2018-09-26;
- Sensor-Surface: 1.4mm (Mechanical Surface Detection)
- Phantom: SAM (20deg probe tilt) with CRP v5.0_Back; Type: QD000P40CD; Serial: TP:1882

RHS/Tilt_802.11 ac mode_VHT 80 ch 106 MIMO/Area Scan (10x19x1): Measurement grid:

$dx=10\text{mm}$, $dy=10\text{mm}$

Maximum value of SAR (measured) = 0.398 W/kg

RHS/Tilt_802.11 ac mode_VHT 80 ch 106 MIMO/Zoom Scan (9x9x7)/Cube 0: Measurement

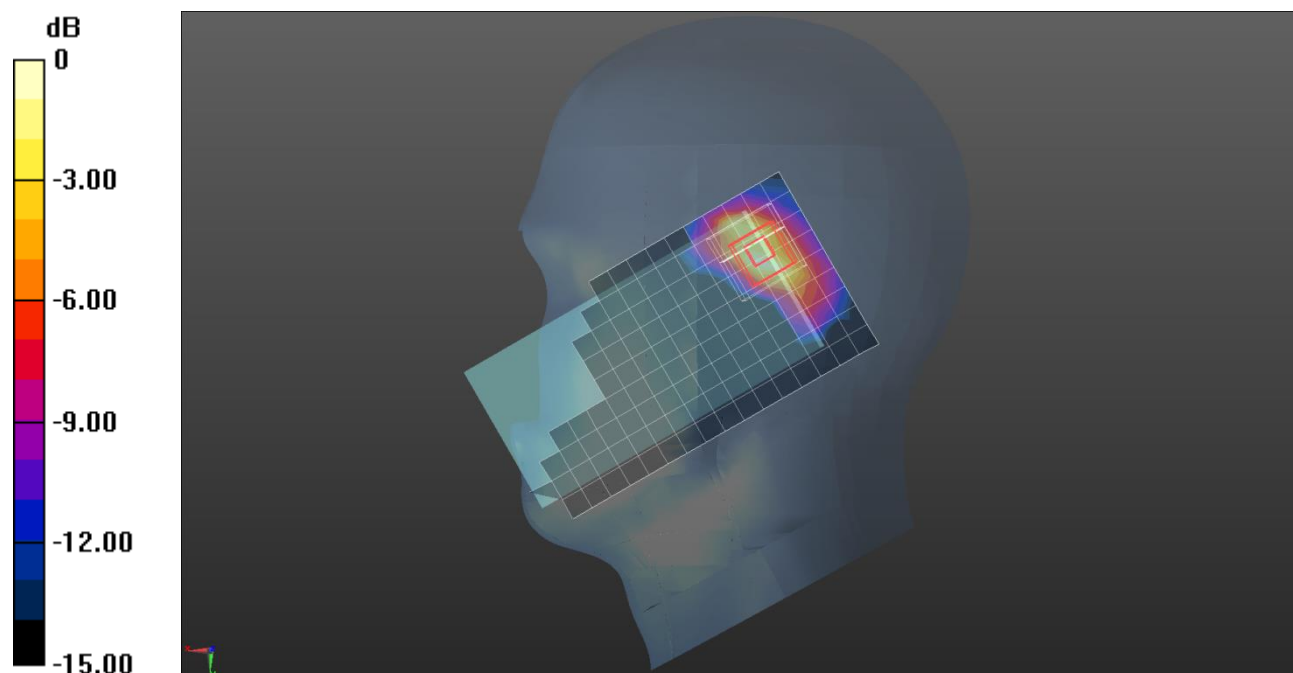
grid: $dx=4\text{mm}$, $dy=4\text{mm}$, $dz=1.4\text{mm}$

Reference Value = 6.845 V/m; Power Drift = 0.08 dB

Peak SAR (extrapolated) = 0.723 W/kg

SAR(1 g) = 0.136 W/kg; SAR(10 g) = 0.045 W/kg

Maximum value of SAR (measured) = 0.409 W/kg



0 dB = 0.409 W/kg = -3.88 dBW/kg

Wi-Fi 5.6 GHz

Frequency: 5610 MHz; Duty Cycle: 1:1; Room Ambient Temperature: 23.0°C; Liquid Temperature: 22.0°C
 Medium parameters used (interpolated): $f = 5610$ MHz; $\sigma = 5.902$ S/m; $\epsilon_r = 46.883$; $\rho = 1000$ kg/m³

DASY5 Configuration:

- Area Scan Setting: Find Secondary Maximum Within: 2.0 dB and with a peak SAR value greater than 0.0012W/kg
- Electronics: DAE4 Sn1259; Calibrated: 7/26/2018
- Probe: EX3DV4 - SN3991; ConvF(3.88, 3.88, 3.88); Calibrated: 5/24/2018;
- Sensor-Surface: 1.4mm (Mechanical Surface Detection)
- Phantom: ELI V5.0 (20deg probe tilt)_20181018; Type: QD OVA 001 BB; Serial: 1212

Rear/802.11ac_VHT 80 ch 122 MIMO/Area Scan (19x11x1): Measurement grid: dx=10mm, dy=10mm
 Maximum value of SAR (measured) = 0.291 W/kg


Rear/802.11ac_VHT 80 ch 122 MIMO/Zoom Scan (9x9x7)/Cube 0: Measurement grid: dx=4mm, dy=4mm, dz=1.4mm

Reference Value = 8.235 V/m; Power Drift = 0.05 dB

Peak SAR (extrapolated) = 0.469 W/kg

SAR(1 g) = 0.111 W/kg; SAR(10 g) = 0.038 W/kg

Maximum value of SAR (measured) = 0.310 W/kg



0 dB = 0.310 W/kg = -5.09 dBW/kg

Wi-Fi 5.6 GHz

Frequency: 5610 MHz; Duty Cycle: 1:1; Room Ambient Temperature: 23.0°C; Liquid Temperature: 22.0°C
 Medium parameters used (interpolated): $f = 5610$ MHz; $\sigma = 5.902$ S/m; $\epsilon_r = 46.883$; $\rho = 1000$ kg/m³

DASY5 Configuration:

- Area Scan Setting: Find Secondary Maximum Within: 2.0 dB and with a peak SAR value greater than 0.0012W/kg
- Electronics: DAE4 Sn1259; Calibrated: 7/26/2018
- Probe: EX3DV4 - SN3991; ConvF(3.88, 3.88, 3.88); Calibrated: 5/24/2018;
- Sensor-Surface: 1.4mm (Mechanical Surface Detection)
- Phantom: ELI V5.0 (20deg probe tilt)_20181018; Type: QD OVA 001 BB; Serial: 1212

Rear/802.11ac_VHT 80 ch 122 MIMO/Area Scan (19x11x1): Measurement grid: dx=10mm, dy=10mm
 Maximum value of SAR (measured) = 8.62 W/kg

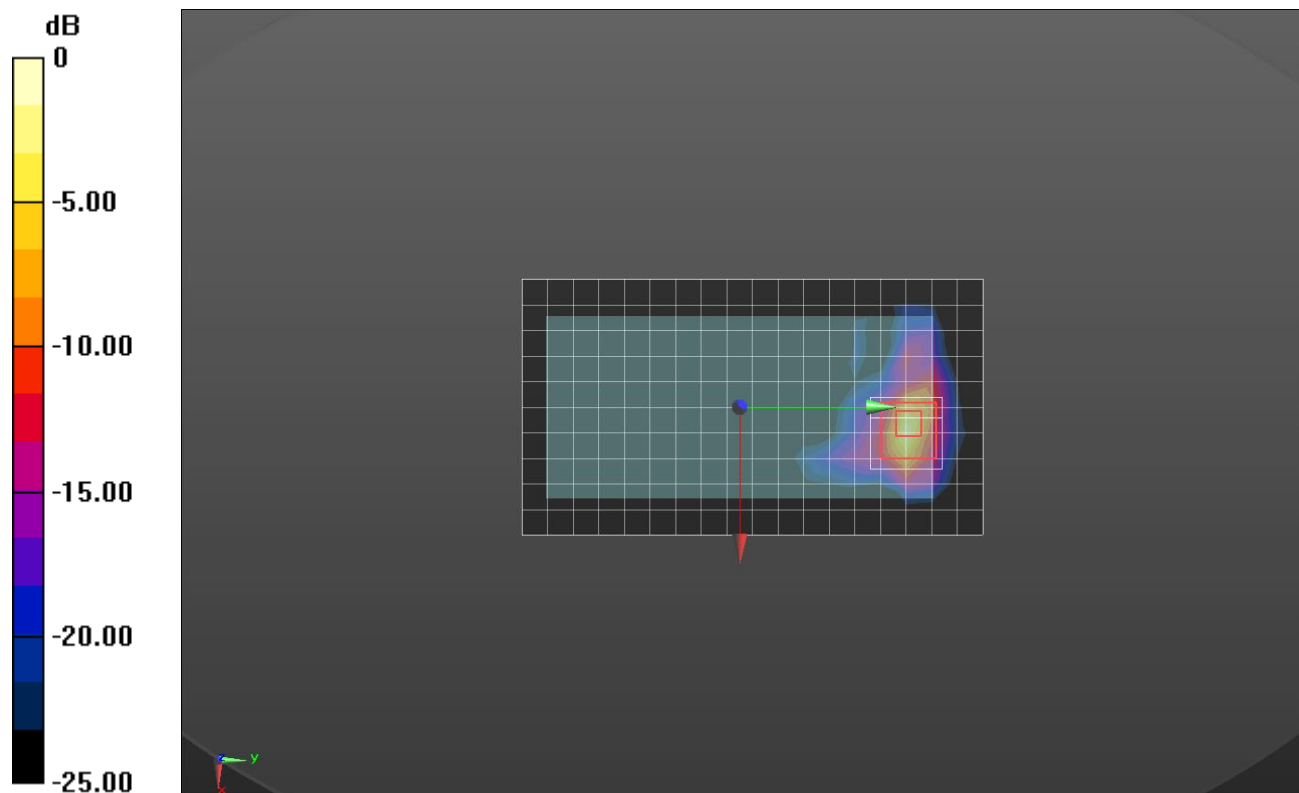
Rear/802.11ac_VHT 80 ch 122 MIMO/Zoom Scan (8x8x7)/Cube 0: Measurement grid: dx=4mm, dy=4mm, dz=1.4mm

Reference Value = 44.39 V/m; Power Drift = -0.15 dB

Peak SAR (extrapolated) = 32.4 W/kg

SAR(1 g) = 3.73 W/kg; SAR(10 g) = 0.700 W/kg

Maximum value of SAR (measured) = 12.7 W/kg



0 dB = 12.7 W/kg = 11.04 dBW/kg

Wi-Fi 5.8 GHz

Frequency: 5775 MHz; Duty Cycle: 1:1; Room Ambient Temperature: 23.0°C; Liquid Temperature: 22.0°C
 Medium parameters used: $f = 5775 \text{ MHz}$; $\sigma = 6.15 \text{ S/m}$; $\epsilon_r = 47.099$; $\rho = 1000 \text{ kg/m}^3$

DASY5 Configuration:

- Area Scan Setting: Find Secondary Maximum Within: 2.0 dB and with a peak SAR value greater than 0.0012W/kg
- Electronics: DAE4 Sn1259; Calibrated: 7/26/2018
- Probe: EX3DV4 - SN3991; ConvF(4.13, 4.13, 4.13); Calibrated: 5/24/2018;
- Sensor-Surface: 1.4mm (Mechanical Surface Detection)
- Phantom: ELI V5.0 (20deg probe tilt)_20181018; Type: QD OVA 001 BB; Serial: 1212

Rear/802.11ac_VHT 80 ch 155 SISO Chain 1/Area Scan (20x11x1): Measurement grid: dx=10mm, dy=10mm

Maximum value of SAR (measured) = 0.240 W/kg

Rear/802.11ac_VHT 80 ch 155 SISO Chain 1/Zoom Scan (8x8x7)/Cube 0: Measurement grid:

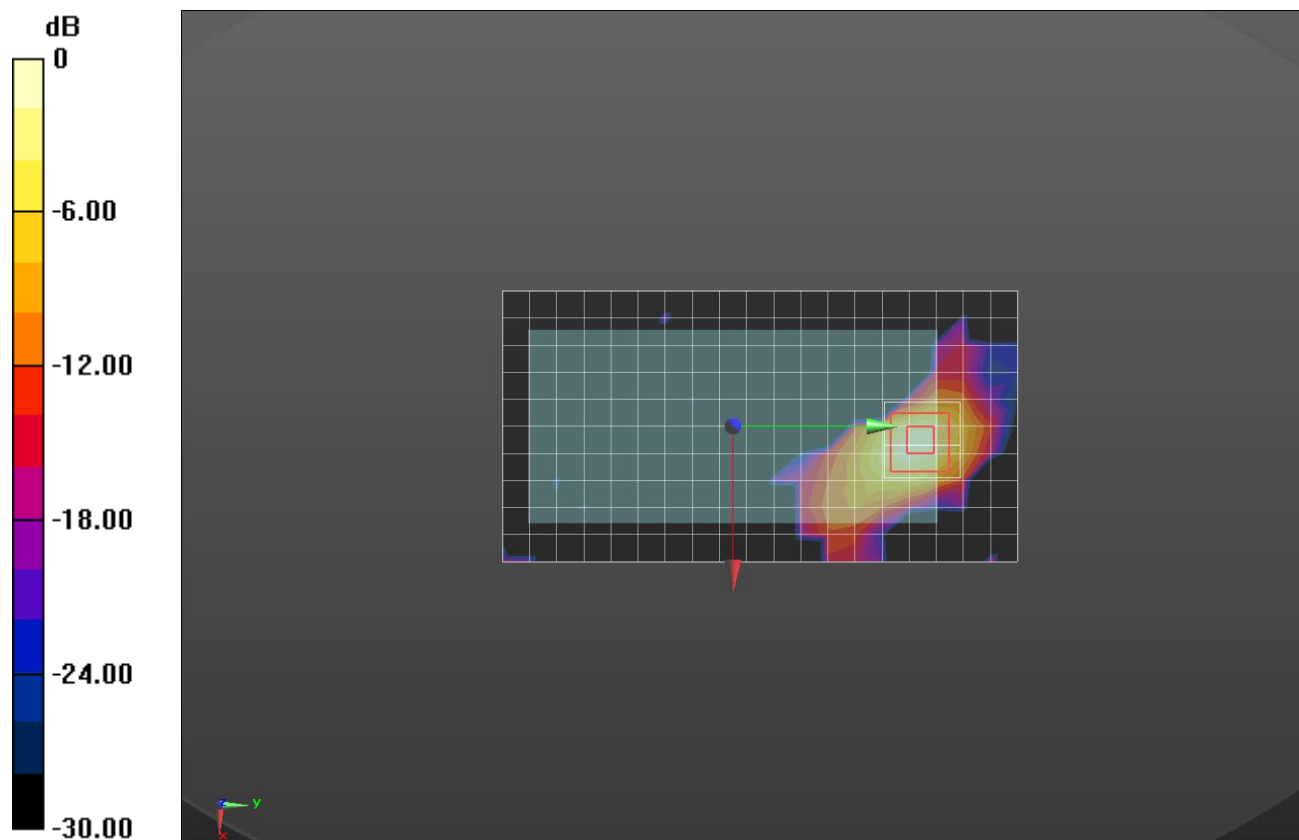
dx=4mm, dy=4mm, dz=1.4mm

Reference Value = 7.574 V/m; Power Drift = 0.04 dB

Peak SAR (extrapolated) = 0.433 W/kg

SAR(1 g) = 0.093 W/kg; SAR(10 g) = 0.030 W/kg

Maximum value of SAR (measured) = 0.261 W/kg



0 dB = 0.261 W/kg = -5.83 dBW/kg

Wi-Fi 5.8 GHz

Frequency: 5775 MHz; Duty Cycle: 1:1; Room Ambient Temperature: 23.0°C; Liquid Temperature: 22.0°C
 Medium parameters used: $f = 5775 \text{ MHz}$; $\sigma = 6.15 \text{ S/m}$; $\epsilon_r = 47.099$; $\rho = 1000 \text{ kg/m}^3$

DASY5 Configuration:

- Area Scan Setting: Find Secondary Maximum Within: 2.0 dB and with a peak SAR value greater than 0.0012W/kg
- Electronics: DAE4 Sn1259; Calibrated: 7/26/2018
- Probe: EX3DV4 - SN3991; ConvF(4.13, 4.13, 4.13); Calibrated: 5/24/2018;
- Sensor-Surface: 1.4mm (Mechanical Surface Detection)
- Phantom: ELI V5.0 (20deg probe tilt)_20181018; Type: QD OVA 001 BB; Serial: 1212

Rear/802.11ac_VHT 80 ch 155 SISO Chain 1/Area Scan (20x11x1): Measurement grid: dx=10mm, dy=10mm

Maximum value of SAR (measured) = 0.519 W/kg

Rear/802.11ac_VHT 80 ch 155 SISO Chain 1/Zoom Scan (8x8x7)/Cube 0: Measurement grid:

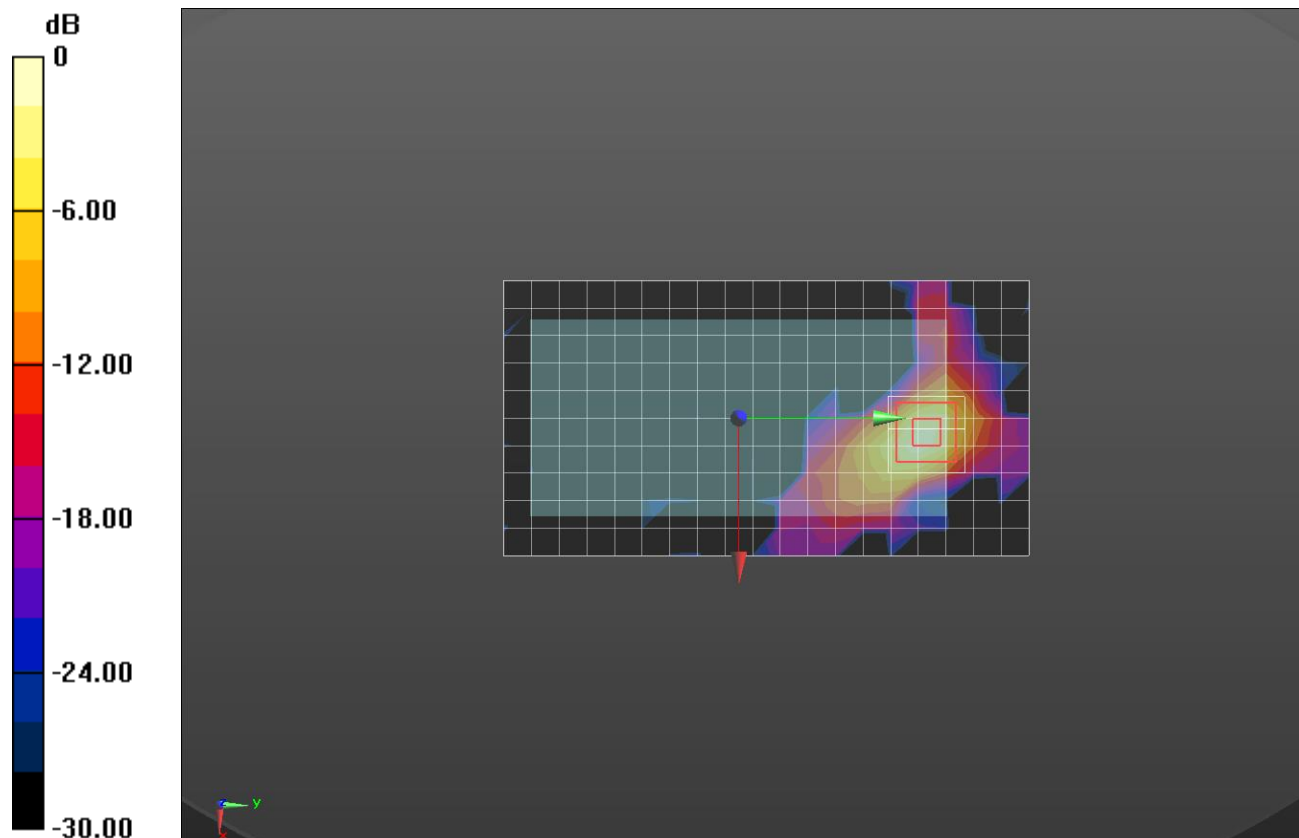
dx=4mm, dy=4mm, dz=1.4mm

Reference Value = 10.85 V/m; Power Drift = 0.06 dB

Peak SAR (extrapolated) = 0.929 W/kg

SAR(1 g) = 0.195 W/kg; SAR(10 g) = 0.054 W/kg

Maximum value of SAR (measured) = 0.550 W/kg



0 dB = 0.550 W/kg = -2.60 dBW/kg

Wi-Fi 5.8 GHz

Frequency: 5775 MHz; Duty Cycle: 1:1; Room Ambient Temperature: 23.0°C; Liquid Temperature: 22.0°C
 Medium parameters used: $f = 5775 \text{ MHz}$; $\sigma = 5.235 \text{ S/m}$; $\epsilon_r = 35.977$; $\rho = 1000 \text{ kg/m}^3$

DASY5 Configuration:

- Area Scan Setting: Find Secondary Maximum Within: 2.0 dB and with a peak SAR value greater than 0.0012W/kg
- Electronics: DAE4 Sn1494; Calibrated: 2018-07-23
- Probe: EX3DV4 - SN7376; ConvF(4.63, 4.63, 4.63); Calibrated: 2018-09-26;
- Sensor-Surface: 1.4mm (Mechanical Surface Detection)
- Phantom: SAM (20deg probe tilt) with CRP v5.0_Back; Type: QD000P40CD; Serial: TP:1882

RHS/Tilt_802.11 ac mode_VHT 80 ch 155 MIMO/Area Scan (11x20x1): Measurement grid:

$dx=10\text{mm}$, $dy=10\text{mm}$

Maximum value of SAR (measured) = 0.170 W/kg

RHS/Tilt_802.11 ac mode_VHT 80 ch 155 MIMO/Zoom Scan (10x9x7)/Cube 0: Measurement


grid: $dx=4\text{mm}$, $dy=4\text{mm}$, $dz=1.4\text{mm}$

Reference Value = 4.428 V/m; Power Drift = -0.05 dB

Peak SAR (extrapolated) = 0.870 W/kg

SAR(1 g) = 0.060 W/kg; SAR(10 g) = 0.020 W/kg

Maximum value of SAR (measured) = 0.188 W/kg



0 dB = 0.188 W/kg = -7.26 dBW/kg

Bluetooth

Frequency: 2480 MHz; Duty Cycle: 1:1.29033; Room Ambient Temperature: 23.0°C; Liquid Temperature: 22.0°C
 Medium parameters used: $f = 2480$ MHz; $\sigma = 1.899$ S/m; $\epsilon_r = 40.517$; $\rho = 1000$ kg/m³

DASY5 Configuration:

- Area Scan Setting: Find Secondary Maximum Within: 2.0 dB and with a peak SAR value greater than 0.0012W/kg
- Electronics: DAE4 Sn1494; Calibrated: 2018-07-23
- Probe: EX3DV4 - SN7330; ConvF(7.71, 7.71, 7.71); Calibrated: 2018-01-22;
- Sensor-Surface: 2.5mm (Mechanical Surface Detection)
- Phantom: SAM (20deg probe tilt) with CRP v5.0_Front; Type: QD000P40CD; Serial: TP:1877

RHS/Touch_bluetooth_GFSK_ch 78/Area Scan (9x17x1): Measurement grid: dx=12mm, dy=12mm
 Maximum value of SAR (measured) = 0.698 W/kg


RHS/Touch_bluetooth_GFSK_ch 78/Zoom Scan (7x9x7)/Cube 0: Measurement grid: dx=5mm, dy=5mm, dz=5mm

Reference Value = 20.54 V/m; Power Drift = -0.16 dB

Peak SAR (extrapolated) = 1.29 W/kg

SAR(1 g) = 0.527 W/kg; SAR(10 g) = 0.237 W/kg

Maximum value of SAR (measured) = 0.752 W/kg



0 dB = 0.752 W/kg = -1.24 dBW/kg

Bluetooth

Frequency: 2441 MHz; Duty Cycle: 1:1.29033; Room Ambient Temperature: 23.0°C; Liquid Temperature: 22.0°C
 Medium parameters used (interpolated): $f = 2441$ MHz; $\sigma = 1.954$ S/m; $\epsilon_r = 53.045$; $\rho = 1000$ kg/m³

DASY5 Configuration:

- Area Scan Setting: Find Secondary Maximum Within: 2.0 dB and with a peak SAR value greater than 0.0012W/kg
- Electronics: DAE4 Sn1494; Calibrated: 2018-07-23
- Probe: EX3DV4 - SN7330; ConvF(7.79, 7.79, 7.79); Calibrated: 2018-01-22;
- Sensor-Surface: 2.5mm (Mechanical Surface Detection)
- Phantom: ELI V6.0 (20deg); Type: QD OVA 003 AA; Serial: 2013

Rear/Bluetooth GFSK_ch39/Area Scan (16x9x1): Measurement grid: dx=12mm, dy=12mm

Maximum value of SAR (measured) = 0.0685 W/kg

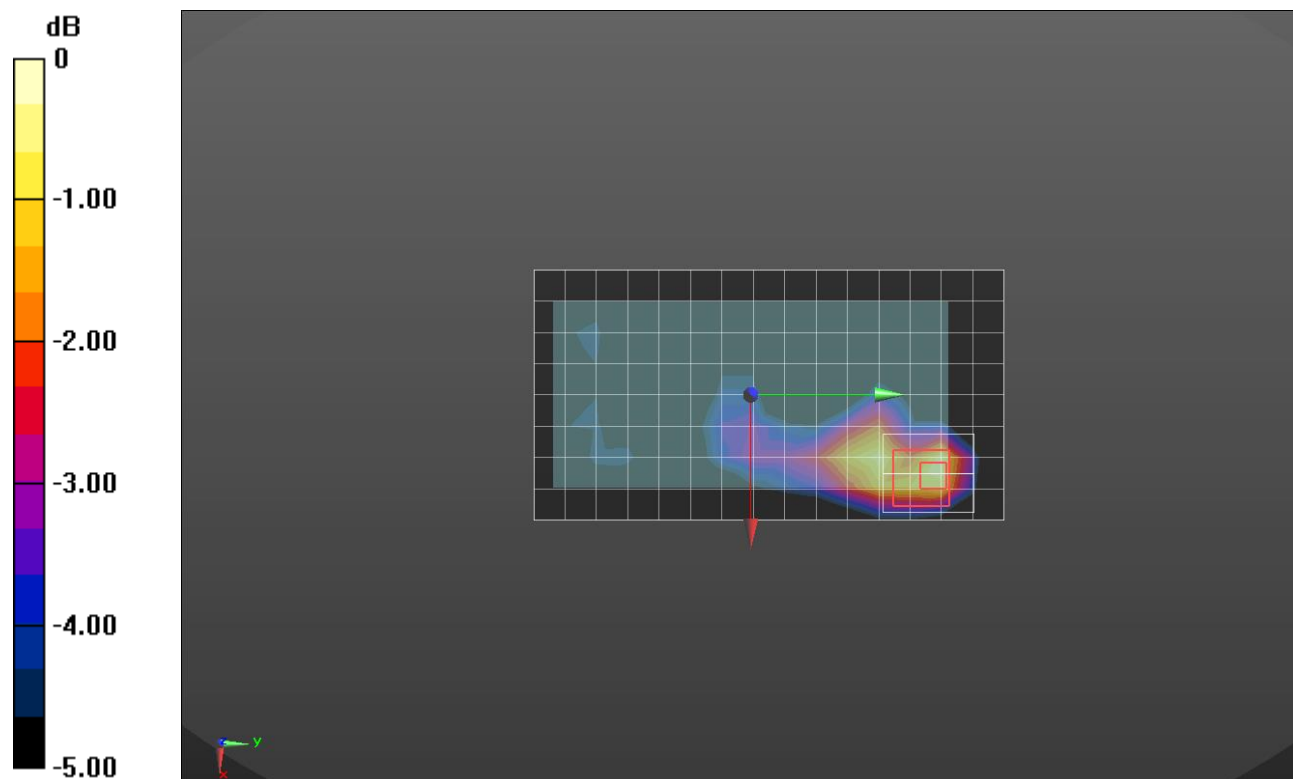
Rear/Bluetooth GFSK_ch39/Zoom Scan (7x8x7)/Cube 0: Measurement grid: dx=5mm, dy=5mm, dz=5mm

Reference Value = 6.300 V/m; Power Drift = 0.19 dB

Peak SAR (extrapolated) = 0.107 W/kg

SAR(1 g) = 0.055 W/kg; SAR(10 g) = 0.029 W/kg

Maximum value of SAR (measured) = 0.0753 W/kg



0 dB = 0.0753 W/kg = -11.23 dBW/kg

Bluetooth

Frequency: 2441 MHz; Duty Cycle: 1:1.29033; Room Ambient Temperature: 23.0°C; Liquid Temperature: 22.0°C
 Medium parameters used (interpolated): $f = 2441$ MHz; $\sigma = 1.954$ S/m; $\epsilon_r = 53.045$; $\rho = 1000$ kg/m³

DASY5 Configuration:

- Area Scan Setting: Find Secondary Maximum Within: 2.0 dB and with a peak SAR value greater than 0.0012W/kg
- Electronics: DAE4 Sn1494; Calibrated: 2018-07-23
- Probe: EX3DV4 - SN7330; ConvF(7.79, 7.79, 7.79); Calibrated: 2018-01-22;
- Sensor-Surface: 2.5mm (Mechanical Surface Detection)
- Phantom: ELI V6.0 (20deg); Type: QD OVA 003 AA; Serial: 2013

Edge 4/Bluetooth GFSK_ch39/Area Scan (17x6x1): Measurement grid: dx=12mm, dy=12mm

Maximum value of SAR (measured) = 0.154 W/kg


Edge 4/Bluetooth GFSK_ch39/Zoom Scan (7x7x7)/Cube 0: Measurement grid: dx=5mm, dy=5mm, dz=5mm

Reference Value = 9.453 V/m; Power Drift = 0.14 dB

Peak SAR (extrapolated) = 0.265 W/kg

SAR(1 g) = 0.131 W/kg; SAR(10 g) = 0.063 W/kg

Maximum value of SAR (measured) = 0.179 W/kg



0 dB = 0.179 W/kg = -7.47 dBW/kg