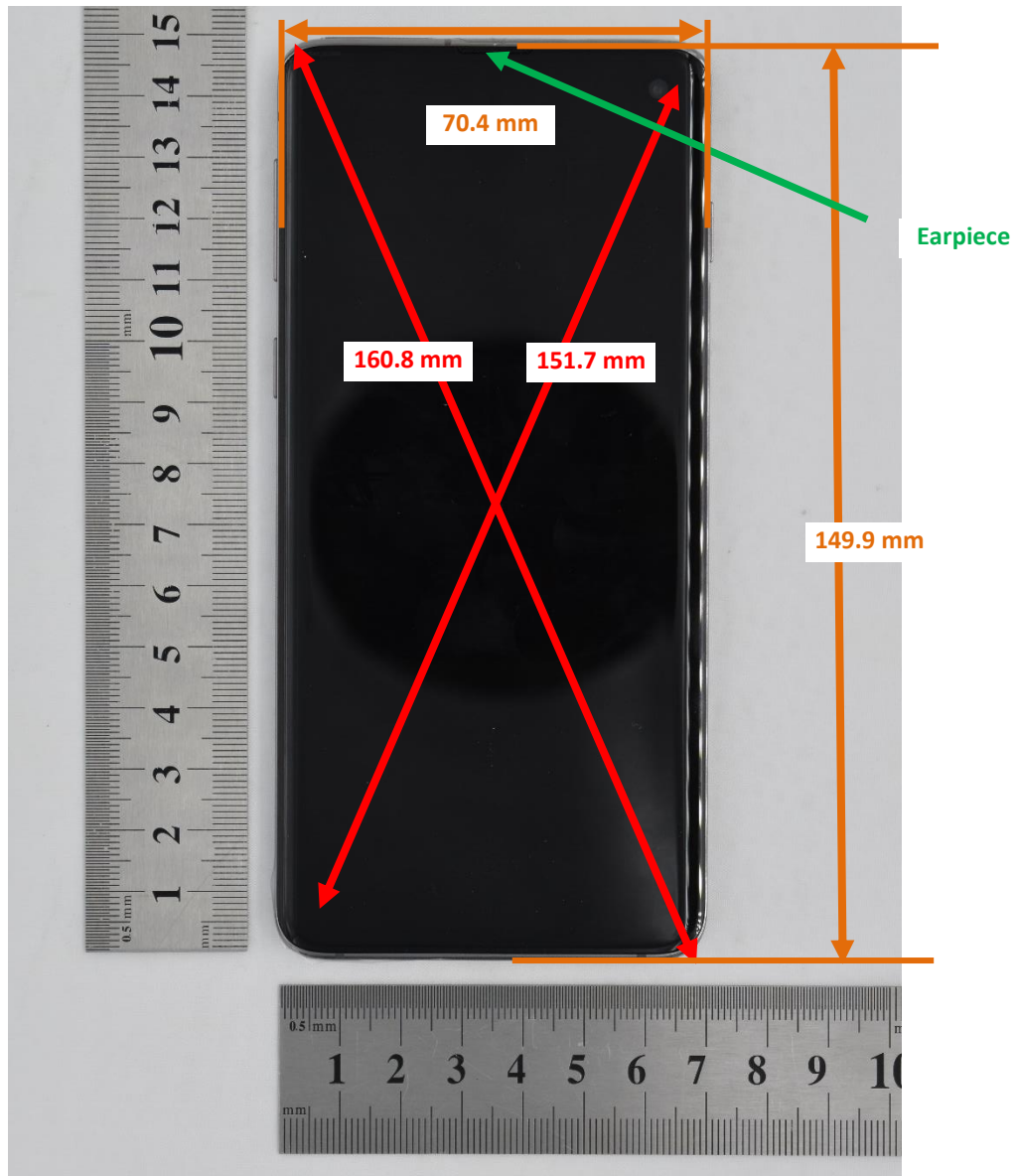


DUT and SAR Set-up Photos

Overall Dimensions



Front View of the DUT



Rear View of the DUT



Setup Photos

Handset Vertical and Horizontal Reference Lines


Vertical
Center Line




Horizontal
Line

Head Exposure Conditions


Left Touch




Left Tilt (15°)



Right Touch



Right Tilt (15°)




Body-worn Accessory Exposure Conditions

Rear (15 mm)




Front (15 mm)




Hotspot Exposure Conditions


Rear (10 mm)




Front (10 mm)




Edge 1 (10 mm)




Edge 2 (10 mm)



Edge 3 (10 mm)




Edge 4 (10 mm)




Phablet Exposure Conditions

Rear (7 mm)



Rear (0 mm)




Front (5 mm)




Front (0 mm)




Edge 1 (0 mm)




Edge 2 (0 mm)




Edge 3 (11 mm)



Edge 3 (0 mm)



Edge 4 (0 mm)



Antenna Dimensions & Separation Distances

- ① Wi-Fi / BT / ant+ Ant.#1 (TX & RX)
- ② Wi-Fi Ant.#2 (TX & RX) -
- ③ Main Ant.#1-1 (TX & RX)
 - GSM 850, 1900
 - WCDMA Band II, IV, V
 - LTE Band 2, 4, 5, 12, 13, 17, 25, 26, 66
- ④ Main Ant.#1-2 (TX & RX)
 - LTE Band 7, 38, 41
- ⑤ Sub Ant.#1 (RX)
 - GSM 850, WCDMA Band V
 - LTE Band 5, 7, 12, 13, 17, 26
- ⑥ Sub Ant.#2 (RX)
 - GSM 1900, WCDMA Band II, IV
 - LTE Band 2, 4, 7, 25, 66, 38, 41
 - GPS
- ⑦ Sub Ant.#3 (RX)
 - WCDMA Band IV
 - LTE Band 4, 66
- ⑧ Main Ant. #2 (RX)
 - LTE Band 7
- ⑨ Main Ant. #4 (RX)
 - WCDMA Band IV
 - LTE Band 4, 66

