

20181121_SystemPerformanceCheck-D2600V2 SN 1097

Frequency: 2600 MHz; Duty Cycle: 1:1; Room Ambient Temperature: 23.0°C; Liquid Temperature: 22.0°C
Medium parameters used: $f = 2600$ MHz; $\sigma = 2.167$ S/m; $\epsilon_r = 52.471$; $\rho = 1000$ kg/m³

DASY5 Configuration:

- Area Scan Setting: Find Secondary Maximum Within: 2.0 dB and with a peak SAR value greater than 0.0012W/kg
- Averaged Fast SAR: Polynomial fit
- Electronics: DAE4 Sn1494; Calibrated: 2018-07-23
- Probe: EX3DV4 - SN7330; ConvF(7.39, 7.39, 7.39); Calibrated: 2018-01-22;
- Sensor-Surface: 2.5mm (Mechanical Surface Detection)
- Phantom: ELI V6.0 (20deg); Type: QD OVA 003 AA; Serial: 2013

Body/Pin=100 mW/Area Scan (9x9x1): Measurement grid: dx=10mm, dy=10mm

Maximum value of SAR (measured) = 7.16 W/kg


Body/Pin=100 mW/Zoom Scan (7x7x7)/Cube 0: Measurement grid: dx=5mm, dy=5mm, dz=5mm

Reference Value = 59.68 V/m; Power Drift = -0.16 dB

Peak SAR (extrapolated) = 11.2 W/kg

SAR(1 g) = 5.19 W/kg; SAR(10 g) = 2.28 W/kg

Maximum value of SAR (measured) = 7.56 W/kg

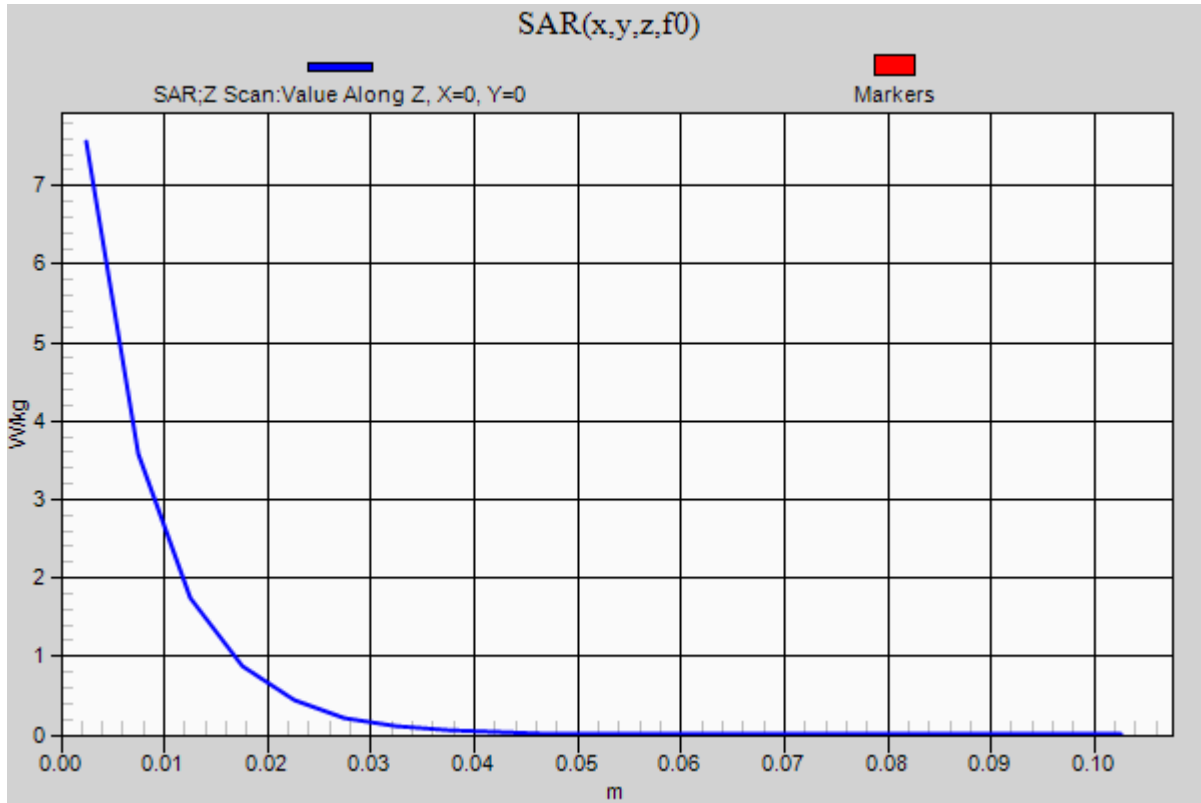


0 dB = 7.56 W/kg = 8.79 dBW/kg

20181121_SystemPerformanceCheck-D2600V2 SN 1097

Frequency: 2600 MHz; Duty Cycle: 1:1

Body/Pin=100 mW/Z Scan (1x1x21): Measurement grid: dx=20mm, dy=20mm, dz=5mm
Maximum value of SAR (measured) = 7.56 W/kg



20181205_SystemPerformanceCheck-D2450V2 SN 960

Frequency: 2450 MHz; Duty Cycle: 1:1; Room Ambient Temperature: 23.0°C; Liquid Temperature: 22.0°C

Medium parameters used: $f = 2450$ MHz; $\sigma = 2.025$ S/m; $\epsilon_r = 52.543$; $\rho = 1000$ kg/m³

DASY5 Configuration:

- Area Scan Setting: Find Secondary Maximum Within: 2.0 dB and with a peak SAR value greater than 0.0012W/kg
- Averaged Fast SAR: Polynomial fit
- Electronics: DAE4 Sn1494; Calibrated: 2018-07-23
- Probe: EX3DV4 - SN7330; ConvF(7.79, 7.79, 7.79); Calibrated: 2018-01-22;
- Sensor-Surface: 2.5mm (Mechanical Surface Detection)
- Phantom: ELI V6.0 (20deg); Type: QD OVA 003 AA; Serial: 2013

Body/Pin=100 mW/Area Scan (8x8x1): Measurement grid: dx=12mm, dy=12mm

Maximum value of SAR (measured) = 5.49 W/kg

Body/Pin=100 mW/Zoom Scan (7x7x7) (7x7x7)/Cube 0: Measurement grid: dx=5mm, dy=5mm,

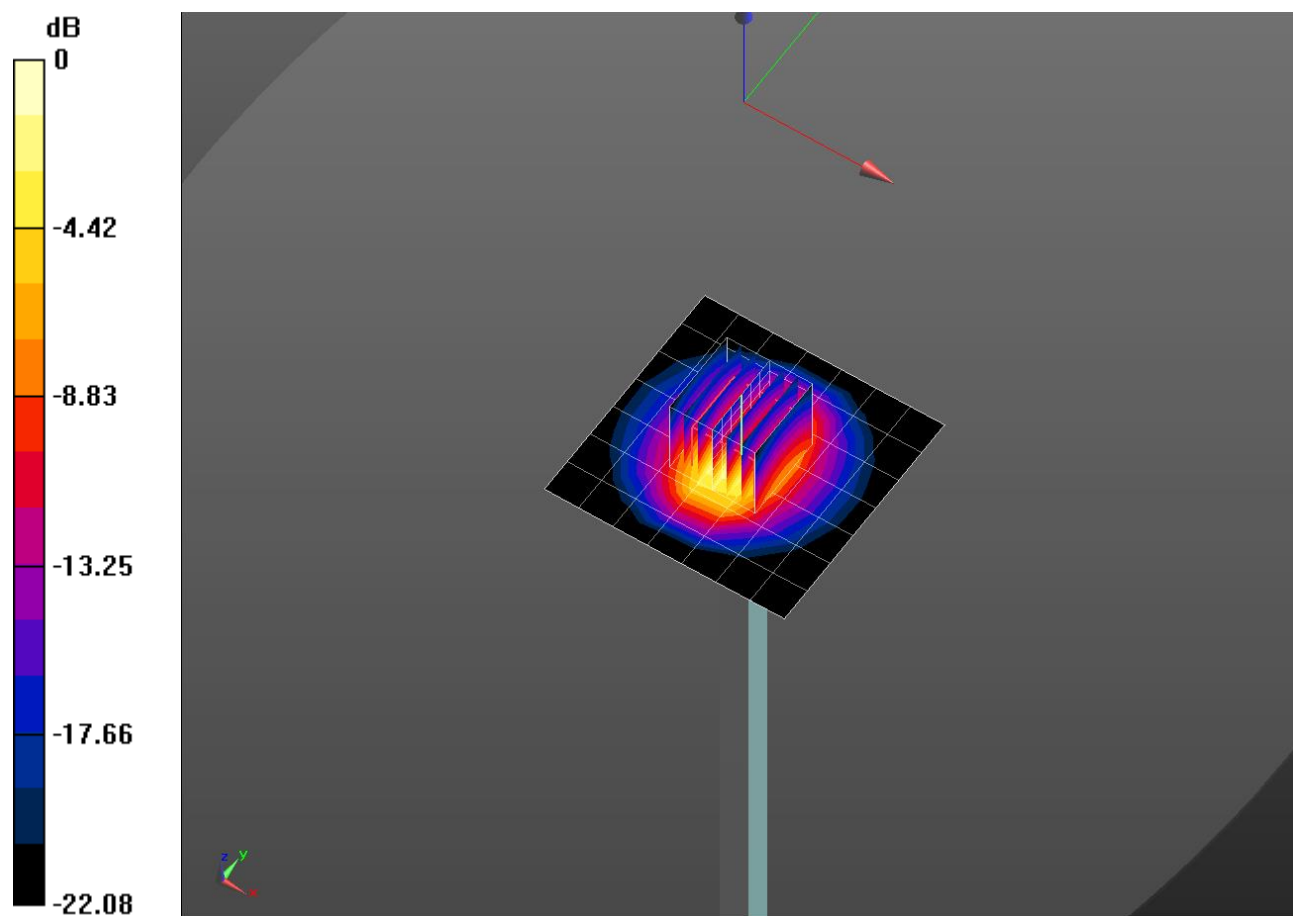
dz=5mm

Reference Value = 60.70 V/m; Power Drift = -0.06 dB

Peak SAR (extrapolated) = 10.7 W/kg

SAR(1 g) = 5.12 W/kg; SAR(10 g) = 2.35 W/kg

Maximum value of SAR (measured) = 7.36 W/kg

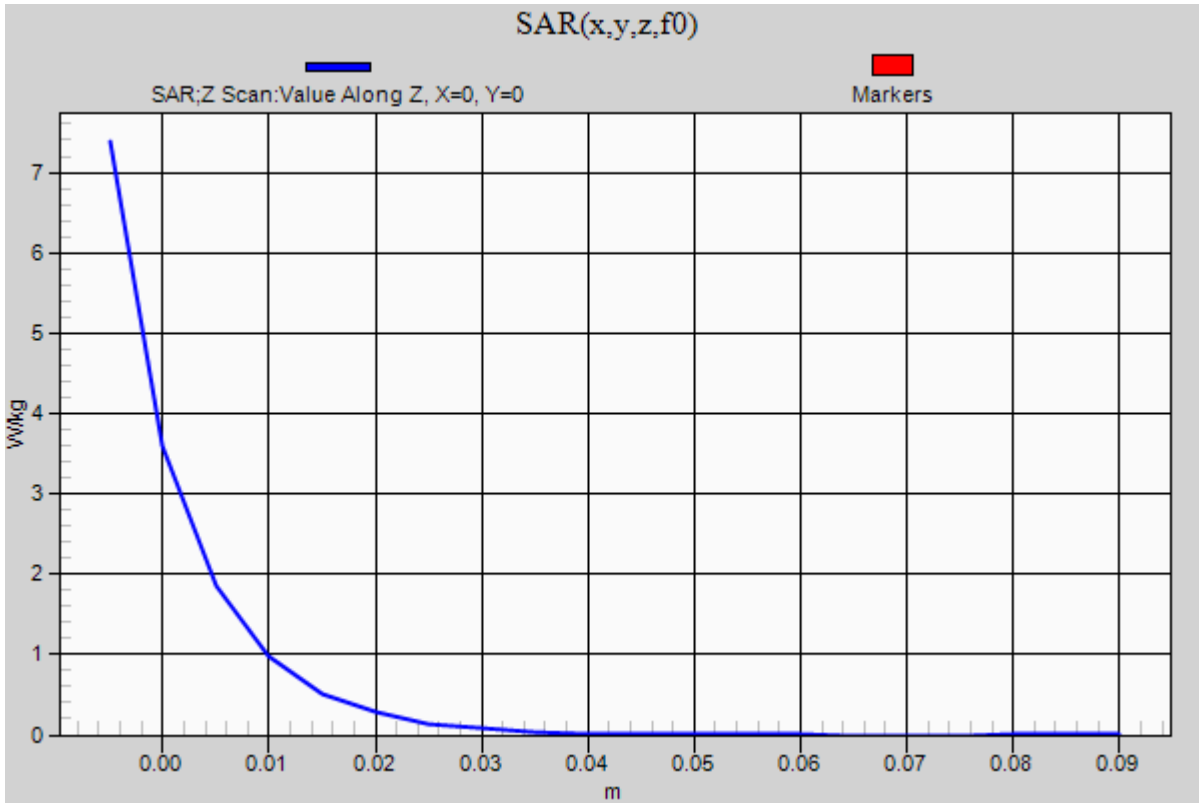


0 dB = 7.36 W/kg = 8.67 dBW/kg

20181205_SystemPerformanceCheck-D2450V2 SN 960

Frequency: 2450 MHz; Duty Cycle: 1:1

Body/Pin=100 mW/Z Scan (1x1x21): Measurement grid: dx=20mm, dy=20mm, dz=5mm
Maximum value of SAR (measured) = 7.38 W/kg



20190117_SystemPerformanceCheck-D2600V2 SN 1097

Frequency: 2600 MHz; Duty Cycle: 1:1; Room Ambient Temperature: 23.0°C; Liquid Temperature: 22.0°C
 Medium parameters used: $f = 2600$ MHz; $\sigma = 2.011$ S/m; $\epsilon_r = 38.13$; $\rho = 1000$ kg/m³

DASY5 Configuration:

- Area Scan Setting: Find Secondary Maximum Within: 2.0 dB and with a peak SAR value greater than 0.0012W/kg
- Averaged Fast SAR: Polynomial fit
- Electronics: DAE4 Sn1494; Calibrated: 2018-07-23
- Probe: EX3DV4 - SN7376; ConvF(7.3, 7.3, 7.3); Calibrated: 2018-09-26;
- Sensor-Surface: 2.5mm (Mechanical Surface Detection)
- Phantom: SAM (20deg probe tilt) with CRP v5.0_Front; Type: QD000P40CD; Serial: TP:1877

Head/Pin=100 mW/Area Scan (9x9x1): Measurement grid: dx=10mm, dy=10mm

Maximum value of SAR (measured) = 8.31 W/kg

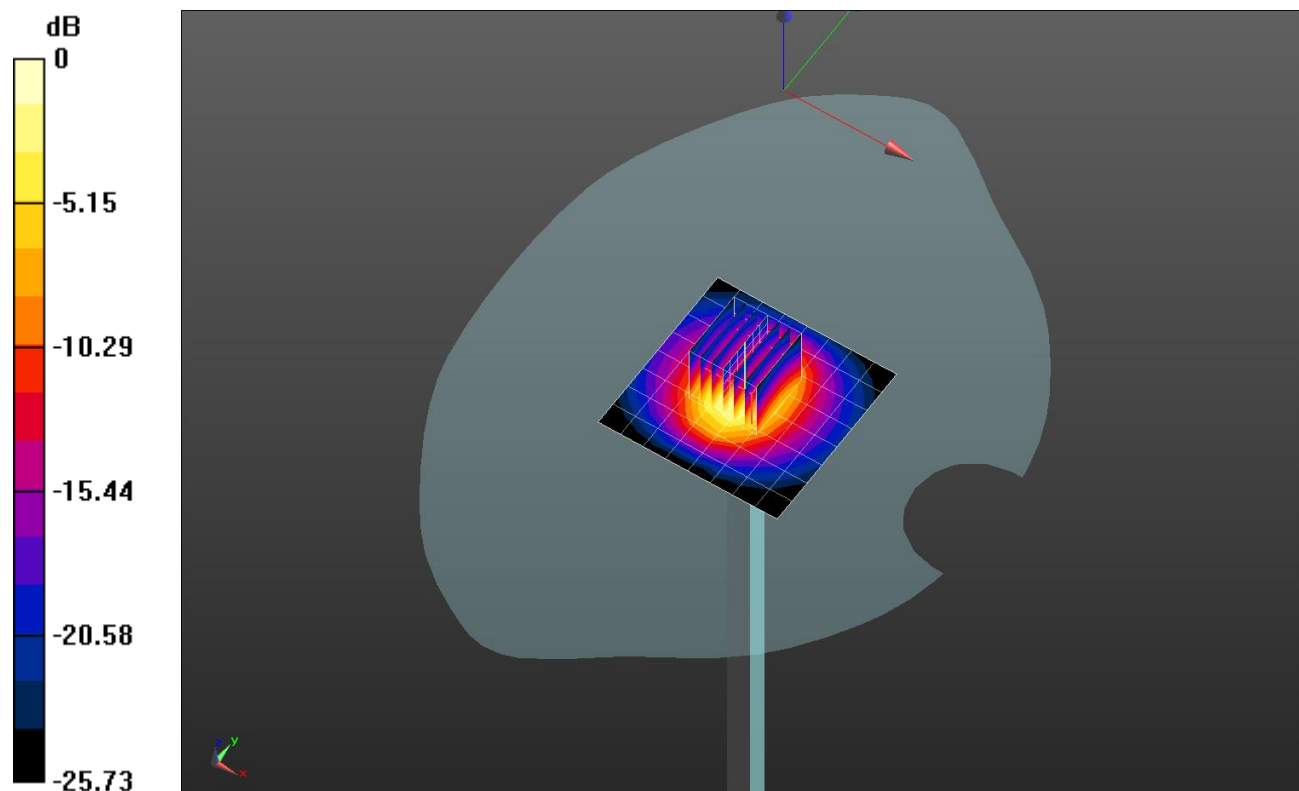
Head/Pin=100 mW/Zoom Scan (7x7x7)/Cube 0: Measurement grid: dx=5mm, dy=5mm, dz=5mm

Reference Value = 67.65 V/m; Power Drift = 0.03 dB

Peak SAR (extrapolated) = 14.2 W/kg

SAR(1 g) = 6.1 W/kg; SAR(10 g) = 2.65 W/kg

Maximum value of SAR (measured) = 9.01 W/kg

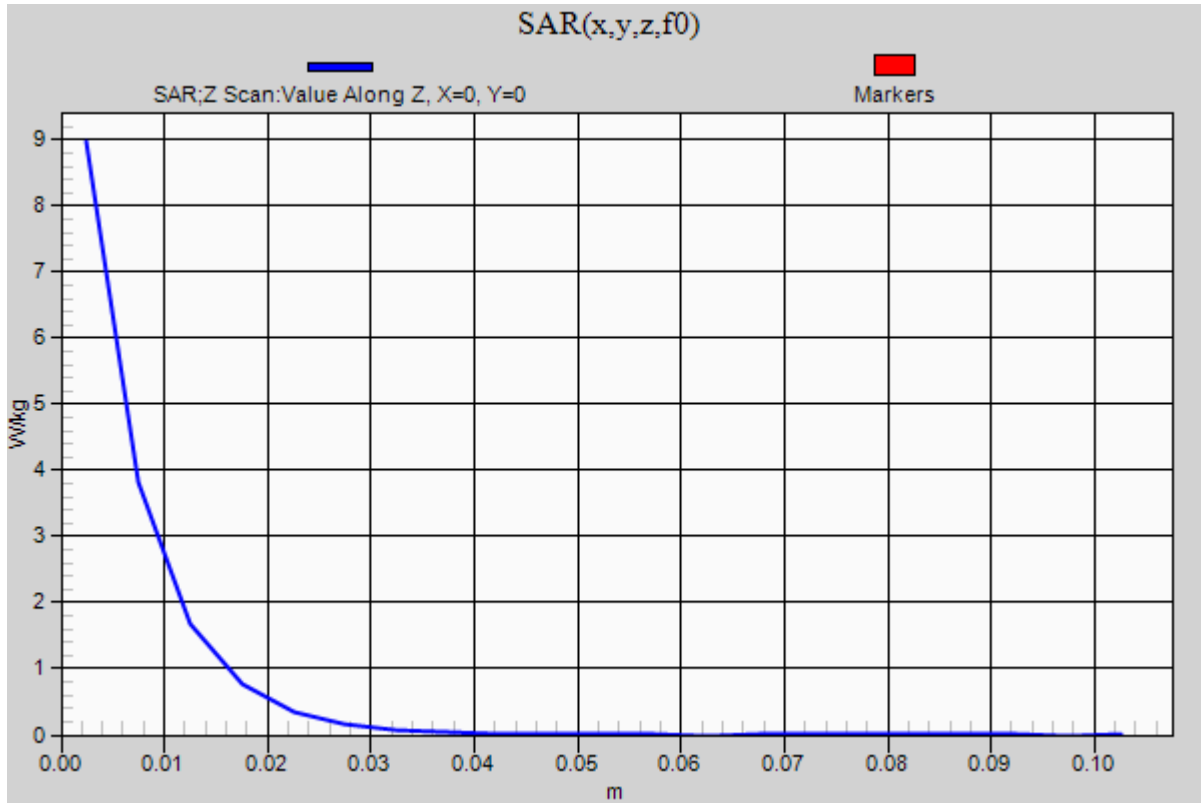


0 dB = 9.01 W/kg = 9.55 dBW/kg

20190117_SystemPerformanceCheck-D2600V2 SN 1097

Frequency: 2600 MHz; Duty Cycle: 1:1

Head/Pin=100 mW/Z Scan (1x1x21): Measurement grid: dx=20mm, dy=20mm, dz=5mm
Maximum value of SAR (measured) = 8.98 W/kg



20181211_SystemPerformanceCheck-D835V2 SN 4d194

Frequency: 835 MHz; Duty Cycle: 1:1; Room Ambient Temperature: 23.0°C; Liquid Temperature: 22.0°C
 Medium parameters used: $f = 835 \text{ MHz}$; $\sigma = 1.002 \text{ S/m}$; $\epsilon_r = 53.277$; $\rho = 1000 \text{ kg/m}^3$

DASY5 Configuration:

- Area Scan Setting: Find Secondary Maximum Within: 2.0 dB and with a peak SAR value greater than 0.0012W/kg
- Averaged Fast SAR: Polynomial fit
- Electronics: DAE4 Sn1447; Calibrated: 2018-03-15
- Probe: EX3DV4 - SN7313; ConvF(9.59, 9.59, 9.59); Calibrated: 2018-02-20;
- Sensor-Surface: 2.5mm (Mechanical Surface Detection)
- Phantom: ELI v6.0; Type: QDOVA003AA; Serial: TP:2005

Body/Pin=100 mW/Area Scan (5x13x1): Measurement grid: dx=15mm, dy=15mm


Maximum value of SAR (measured) = 1.23 W/kg

Body/Pin=100 mW/Zoom Scan (5x5x7)/Cube 0: Measurement grid: dx=8mm, dy=8mm, dz=5mm

Reference Value = 35.28 V/m; Power Drift = 0.01 dB

Peak SAR (extrapolated) = 1.50 W/kg

SAR(1 g) = 1.01 W/kg; SAR(10 g) = 0.663 W/kg

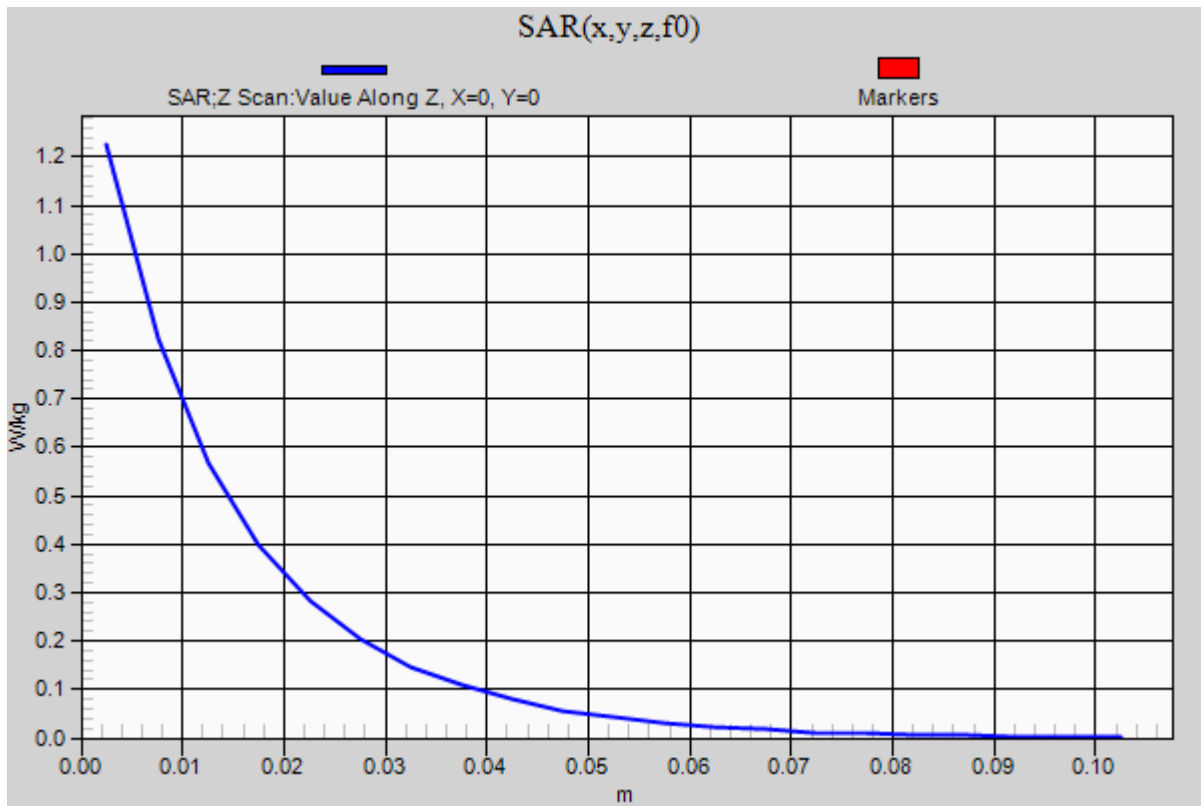


0 dB = 1.23 W/kg = 0.90 dBW/kg

20181211_SystemPerformanceCheck-D835V2 SN 4d194

Frequency: 835 MHz; Duty Cycle: 1:1

Body/Pin=100 mW/Z Scan (1x1x21): Measurement grid: dx=20mm, dy=20mm, dz=5mm
Maximum value of SAR (measured) = 1.23 W/kg



20190116_SystemPerformanceCheck-D750V3 SN 1122

Frequency: 750 MHz; Duty Cycle: 1:1; Room Ambient Temperature: 23.0°C; Liquid Temperature: 22.0°C

Medium parameters used: $f = 750$ MHz; $\sigma = 0.967$ S/m; $\epsilon_r = 57.438$; $\rho = 1000$ kg/m³

DASY5 Configuration:

- Area Scan Setting: Find Secondary Maximum Within: 2.0 dB and with a peak SAR value greater than 0.0012W/kg
- Averaged Fast SAR: Polynomial fit
- Electronics: DAE4 Sn1447; Calibrated: 2018-03-15
- Probe: EX3DV4 - SN7313; ConvF(9.82, 9.82, 9.82); Calibrated: 2018-02-20;
- Sensor-Surface: 2.5mm (Mechanical Surface Detection)
- Phantom: ELI v6.0; Type: QDOVA003AA; Serial: TP:2005

Body/Pin=100 mW/Area Scan (7x14x1): Measurement grid: dx=15mm, dy=15mm

Maximum value of SAR (measured) = 1.07 W/kg


Body/Pin=100 mW/Zoom Scan (5x5x7)/Cube 0: Measurement grid: dx=8mm, dy=8mm, dz=5mm

Reference Value = 33.82 V/m; Power Drift = 0.00 dB

Peak SAR (extrapolated) = 1.33 W/kg

SAR(1 g) = 0.904 W/kg; SAR(10 g) = 0.602 W/kg

Maximum value of SAR (measured) = 1.09 W/kg

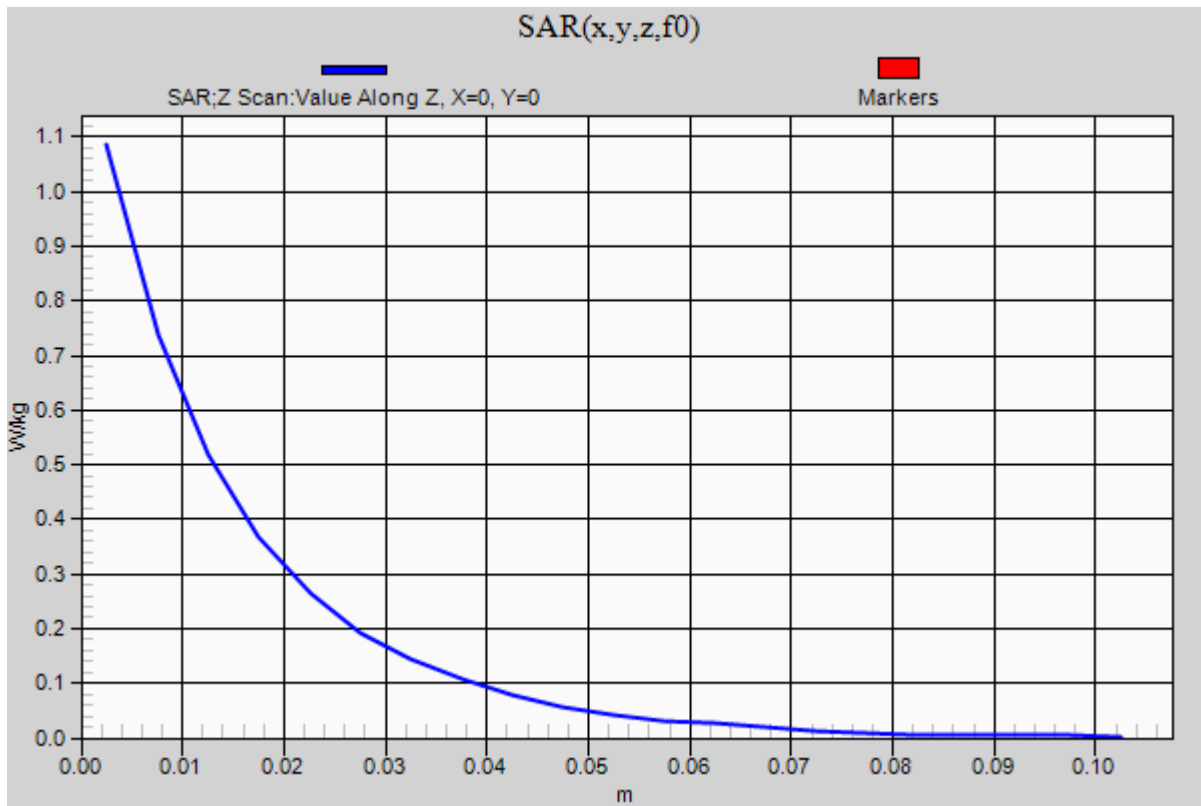


0 dB = 1.09 W/kg = 0.37 dBW/kg

20190116_SystemPerformanceCheck-D750V2 SN 1122

Frequency: 750 MHz; Duty Cycle: 1:1

Body/Pin=100 mW/Z Scan (1x1x21): Measurement grid: dx=20mm, dy=20mm, dz=5mm
Maximum value of SAR (measured) = 1.09 W/kg



20181116_SystemPerformanceCheck-D750V3 SN 1122

Frequency: 750 MHz; Duty Cycle: 1:1; Room Ambient Temperature: 23.0°C; Liquid Temperature: 22.0°C
Medium parameters used: $f = 750$ MHz; $\sigma = 0.972$ S/m; $\epsilon_r = 57.18$; $\rho = 1000$ kg/m³

DASY5 Configuration:

- Area Scan Setting: Find Secondary Maximum Within: 2.0 dB and with a peak SAR value greater than 0.0012W/kg
- Averaged Fast SAR: Polynomial fit
- Electronics: DAE4 Sn1468; Calibrated: 2018-08-22
- Probe: EX3DV4 - SN7314; ConvF(10.05, 10.05, 10.05); Calibrated: 2018-08-30;
- Sensor-Surface: 2.5mm (Mechanical Surface Detection)
- Phantom: ELI v6.0; Type: QDOVA003AA; Serial: TP:2005

Body/Pin=100 mW/Area Scan (7x14x1): Measurement grid: dx=15mm, dy=15mm

Maximum value of SAR (measured) = 0.958 W/kg


Body/Pin=100 mW/Zoom Scan (5x5x7)/Cube 0: Measurement grid: dx=8mm, dy=8mm, dz=5mm

Reference Value = 31.86 V/m; Power Drift = 0.16 dB

Peak SAR (extrapolated) = 1.20 W/kg

SAR(1 g) = 0.828 W/kg; SAR(10 g) = 0.553 W/kg

Maximum value of SAR (measured) = 1.00 W/kg

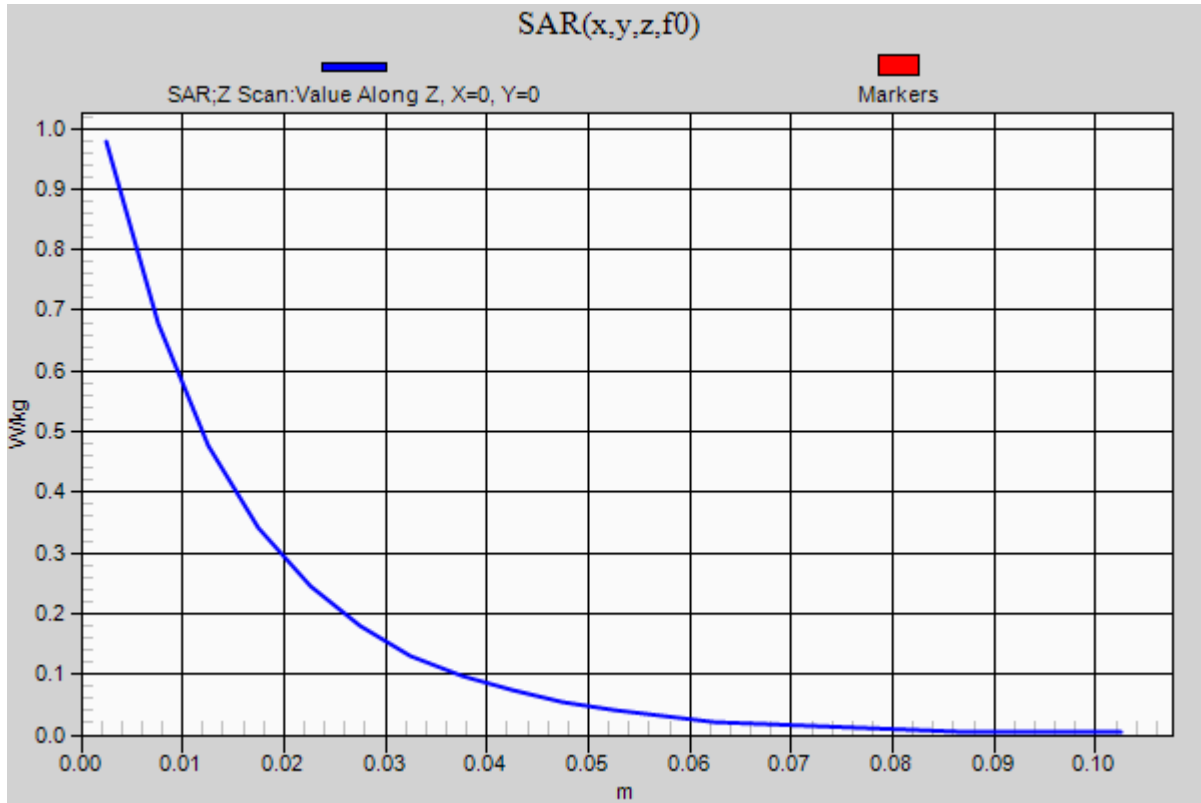


0 dB = 1.00 W/kg = 0.00 dBW/kg

20181116_SystemPerformanceCheck-D750V3 SN 1122

Frequency: 750 MHz; Duty Cycle: 1:1

Body/Pin=100 mW/Z Scan (1x1x21): Measurement grid: dx=20mm, dy=20mm, dz=5mm
Maximum value of SAR (measured) = 0.978 W/kg



20181203_SystemPerformanceCheck-D1750V2 SN 1125

Frequency: 1750 MHz; Duty Cycle: 1:1; Room Ambient Temperature: 23.0°C; Liquid Temperature: 22.0°C
 Medium parameters used: $f = 1750$ MHz; $\sigma = 1.425$ S/m; $\epsilon_r = 51.922$; $\rho = 1000$ kg/m³

DASY5 Configuration:

- Area Scan Setting: Find Secondary Maximum Within: 2.0 dB and with a peak SAR value greater than 0.0012W/kg
- Averaged Fast SAR: Polynomial fit
- Electronics: DAE4 Sn1468; Calibrated: 2018-08-22
- Probe: EX3DV4 - SN7314; ConvF(8.03, 8.03, 8.03); Calibrated: 2018-08-30;
- Sensor-Surface: 2.5mm (Mechanical Surface Detection)
- Phantom: ELI v6.0; Type: QDOVA003AA; Serial: TP:2005

Body/Pin=100 mW/Area Scan (6x9x1): Measurement grid: dx=15mm, dy=15mm

Maximum value of SAR (measured) = 4.40 W/kg


Body/Pin=100 mW/Zoom Scan (5x5x7)/Cube 0: Measurement grid: dx=8mm, dy=8mm, dz=5mm

Reference Value = 54.43 V/m; Power Drift = 0.16 dB

Peak SAR (extrapolated) = 6.22 W/kg

SAR(1 g) = 3.51 W/kg; SAR(10 g) = 1.86 W/kg

Maximum value of SAR (measured) = 4.60 W/kg

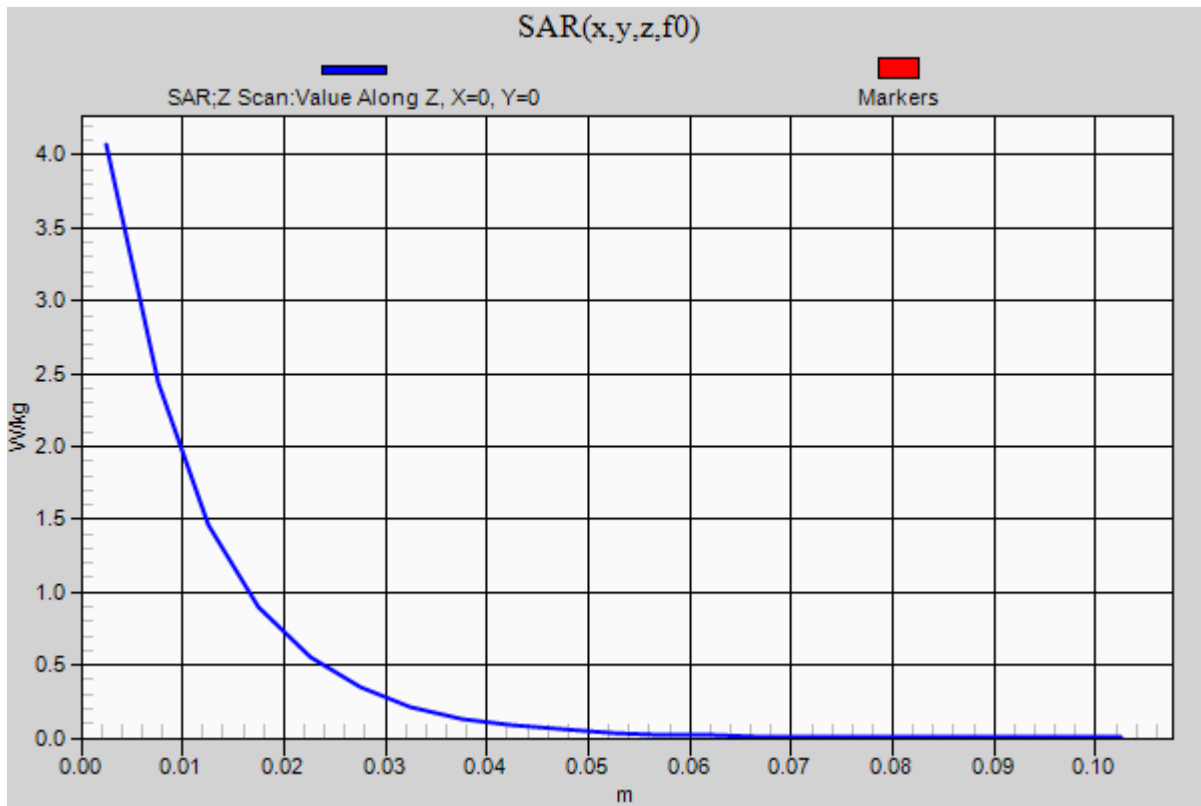


0 dB = 4.60 W/kg = 6.63 dBW/kg

20181203_SystemPerformanceCheck-D1750V2 SN 1125

Frequency: 1750 MHz; Duty Cycle: 1:1

Body/Pin=100 mW/Z Scan (1x1x21): Measurement grid: dx=20mm, dy=20mm, dz=5mm
Maximum value of SAR (measured) = 4.07 W/kg



20181212_SystemPerformanceCheck-D835V2 SN 4d194

Frequency: 835 MHz; Duty Cycle: 1:1; Room Ambient Temperature: 23.0°C; Liquid Temperature: 22.0°C
 Medium parameters used: $f = 835 \text{ MHz}$; $\sigma = 0.918 \text{ S/m}$; $\epsilon_r = 42.97$; $\rho = 1000 \text{ kg/m}^3$

DASY5 Configuration:

- Area Scan Setting: Find Secondary Maximum Within: 2.0 dB and with a peak SAR value greater than 0.0012W/kg
- Averaged Fast SAR: Polynomial fit
- Electronics: DAE4 Sn1468; Calibrated: 2018-08-22
- Probe: EX3DV4 - SN7314; ConvF(9.47, 9.47, 9.47); Calibrated: 2018-08-30;
- Sensor-Surface: 2.5mm (Mechanical Surface Detection)
- Phantom: SAM Phantom CRP v5.0(Right); Type: QD000P40CD; Serial: TP:1855

Head/Pin=100 mW/Area Scan (5x13x1): Measurement grid: dx=15mm, dy=15mm

Maximum value of SAR (measured) = 1.20 W/kg


Head/Pin=100 mW/Zoom Scan (5x5x7)/Cube 0: Measurement grid: dx=8mm, dy=8mm, dz=5mm

Reference Value = 36.53 V/m; Power Drift = 0.03 dB

Peak SAR (extrapolated) = 1.48 W/kg

SAR(1 g) = 0.997 W/kg; SAR(10 g) = 0.655 W/kg

Maximum value of SAR (measured) = 1.21 W/kg

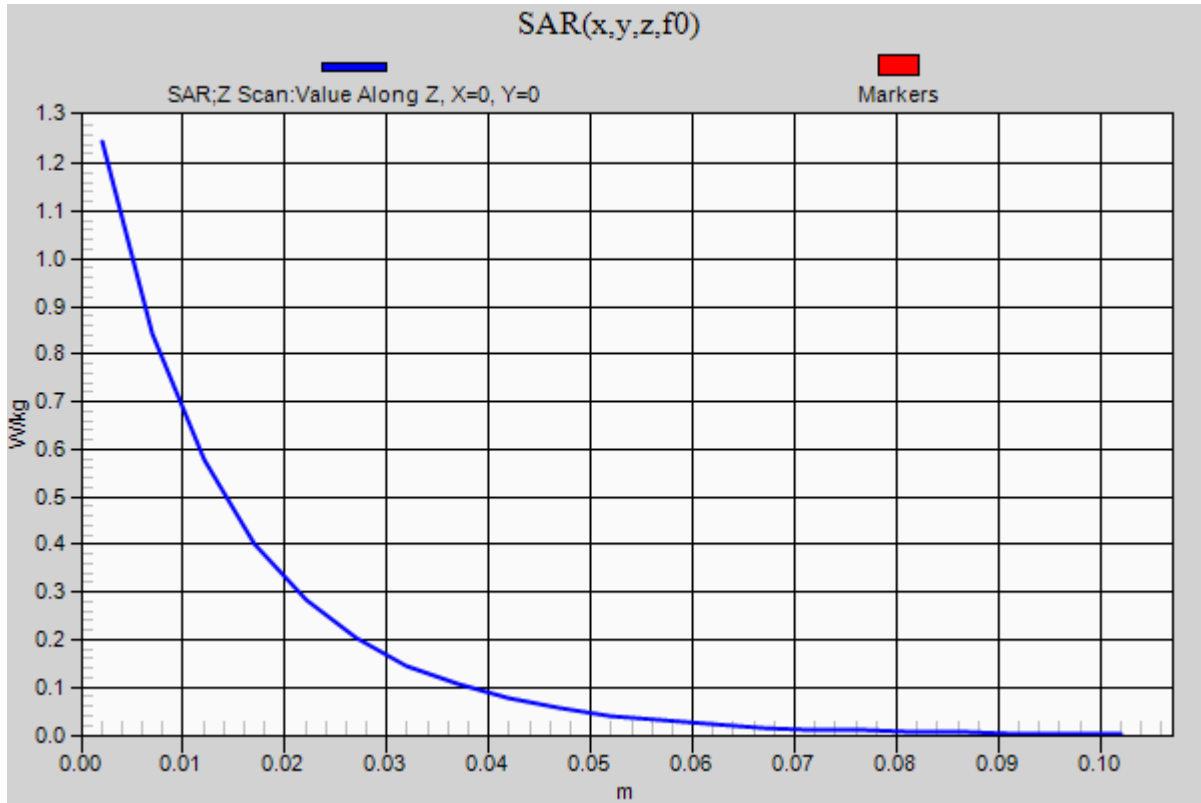


0 dB = 1.21 W/kg = 0.83 dBW/kg

20181212_SystemPerformanceCheck-D835V2 SN 4d194

Frequency: 835 MHz; Duty Cycle: 1:1

Head/Pin=100 mW/Z Scan (1x1x21): Measurement grid: dx=20mm, dy=20mm, dz=5mm
Maximum value of SAR (measured) = 1.25 W/kg



20181204_SystemPerformanceCheck-D1900V2 SN 5d199

Frequency: 1900 MHz; Duty Cycle: 1:1; Room Ambient Temperature: 23.0°C; Liquid Temperature: 22.0°C
 Medium parameters used: $f = 1900$ MHz; $\sigma = 1.452$ S/m; $\epsilon_r = 38.695$; $\rho = 1000$ kg/m³

DASY5 Configuration:

- Area Scan Setting: Find Secondary Maximum Within: 2.0 dB and with a peak SAR value greater than 0.0012W/kg
- Averaged Fast SAR: Polynomial fit
- Electronics: DAE4 Sn1259; Calibrated: 2018-07-26
- Probe: EX3DV4 - SN3991; ConvF(8.43, 8.43, 8.43); Calibrated: 2018-05-24;
- Sensor-Surface: 2.5mm (Mechanical Surface Detection)
- Phantom: Twin-SAM V5.0 (30deg probe tilt)_20181018; Type: QD 000 P40 CD; Serial: 1829

Head/Pin=100 mW/Area Scan (7x7x1): Measurement grid: dx=15mm, dy=15mm

Maximum value of SAR (measured) = 5.62 W/kg


Head/Pin=100 mW/Zoom Scan (5x5x7)/Cube 0: Measurement grid: dx=8mm, dy=8mm, dz=5mm

Reference Value = 63.12 V/m; Power Drift = 0.01 dB

Peak SAR (extrapolated) = 8.39 W/kg

SAR(1 g) = 4.39 W/kg; SAR(10 g) = 2.24 W/kg

Maximum value of SAR (measured) = 5.99 W/kg

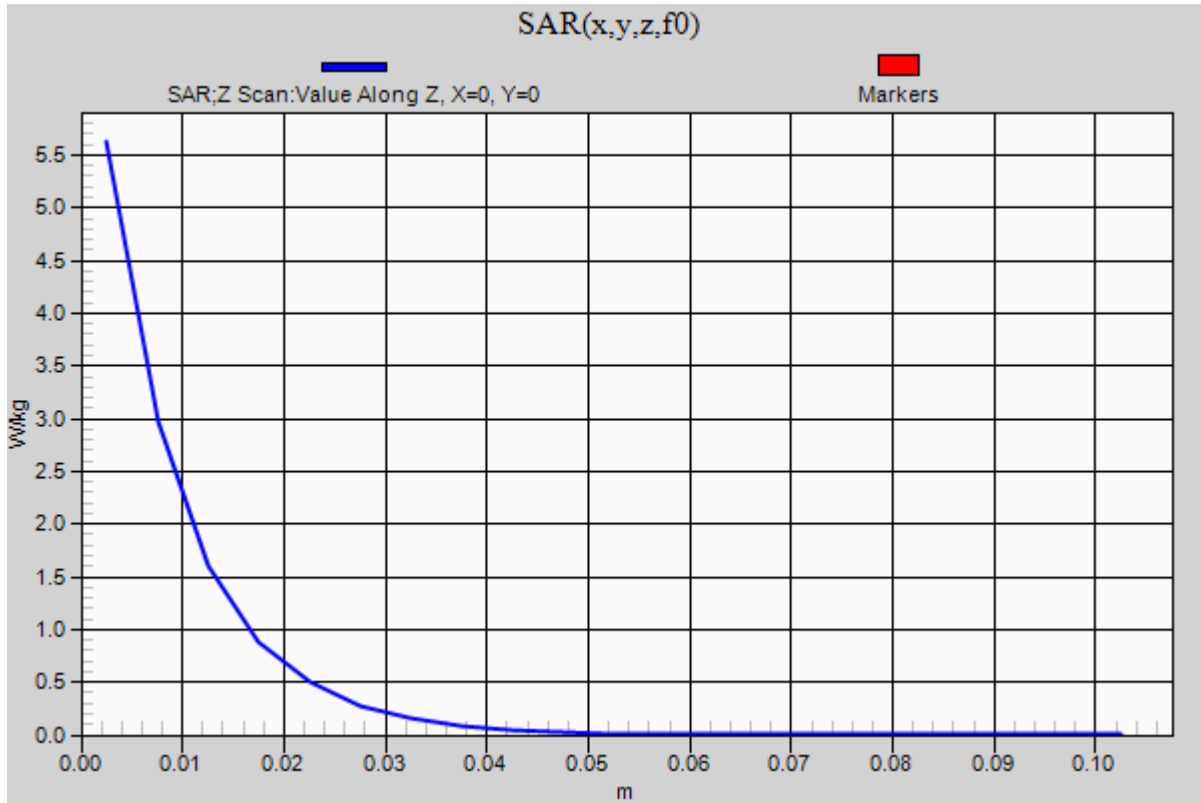


0 dB = 5.99 W/kg = 7.77 dBW/kg

20181204_SystemPerformanceCheck-D1900V2 SN 5d199

Frequency: 1900 MHz; Duty Cycle: 1:1

Head/Pin=100 mW/Z Scan (1x1x21): Measurement grid: dx=20mm, dy=20mm, dz=5mm
Maximum value of SAR (measured) = 5.63 W/kg



20181209_SystemPerformanceCheck-D5GHzV2 SN 1209

Frequency: 5750 MHz; Duty Cycle: 1:1; Room Ambient Temperature: 23.0°C; Liquid Temperature: 22.0°C

Medium parameters used: $f = 5750$ MHz; $\sigma = 6.083$ S/m; $\epsilon_r = 46.679$; $\rho = 1000$ kg/m³

DASY5 Configuration:

- Area Scan Setting: Find Secondary Maximum Within: 2.0 dB and with a peak SAR value greater than 0.0012W/kg
- Averaged Fast SAR: Polynomial fit
- Electronics: DAE4 Sn1259; Calibrated: 2018-07-26
- Probe: EX3DV4 - SN3991; ConvF(4.13, 4.13, 4.13); Calibrated: 2018-05-24;
- Sensor-Surface: 1.4mm (Mechanical Surface Detection)
- Phantom: ELI V5.0 (20deg probe tilt)_20181018; Type: QD OVA 001 BB; Serial: 1212

Body/5.75 GHz, Pin=100mW/Area Scan (7x7x1): Measurement grid: dx=10mm, dy=10mm

Maximum value of SAR (measured) = 18.9 W/kg

Body/5.75 GHz, Pin=100mW/Zoom Scan (8x8x7)/Cube 0: Measurement grid: dx=4mm, dy=4mm,


dz=1.4mm

Reference Value = 65.08 V/m; Power Drift = 0.13 dB

Peak SAR (extrapolated) = 42.2 W/kg

SAR(1 g) = 8.12 W/kg; SAR(10 g) = 2.24 W/kg

Maximum value of SAR (measured) = 21.5 W/kg



0 dB = 21.5 W/kg = 13.32 dBW/kg

20181209_SystemPerformanceCheck-D5GHzV2 SN 1209

Frequency: 5750 MHz; Duty Cycle: 1:1

Body/5.75 GHz, Pin=100mW/Z Scan (1x1x21): Measurement grid: dx=20mm, dy=20mm, dz=5mm
Maximum value of SAR (measured) = 12.7 W/kg

