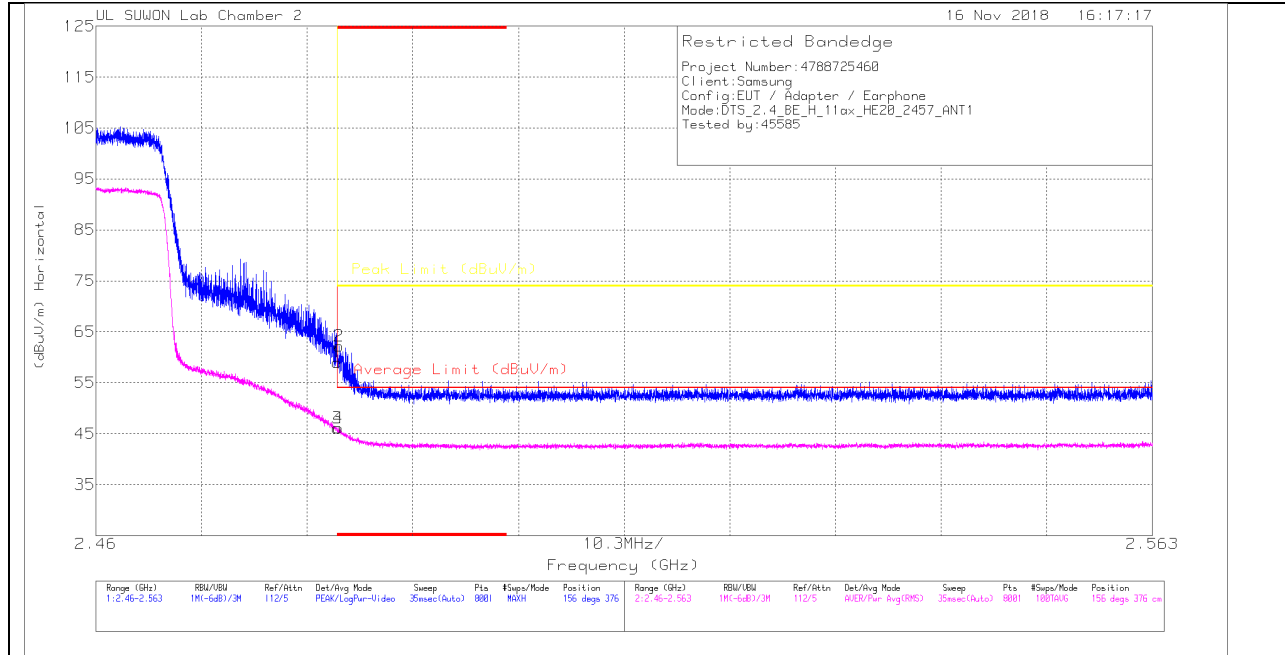


AUTHORIZED BANDEDGE (HIGH CHANNEL)

242T RU mode (ANT_1 / RU offset 61)

HORIZONTAL PEAK AND AVERAGE PLOT



HORIZONTAL DATA

Trace Markers

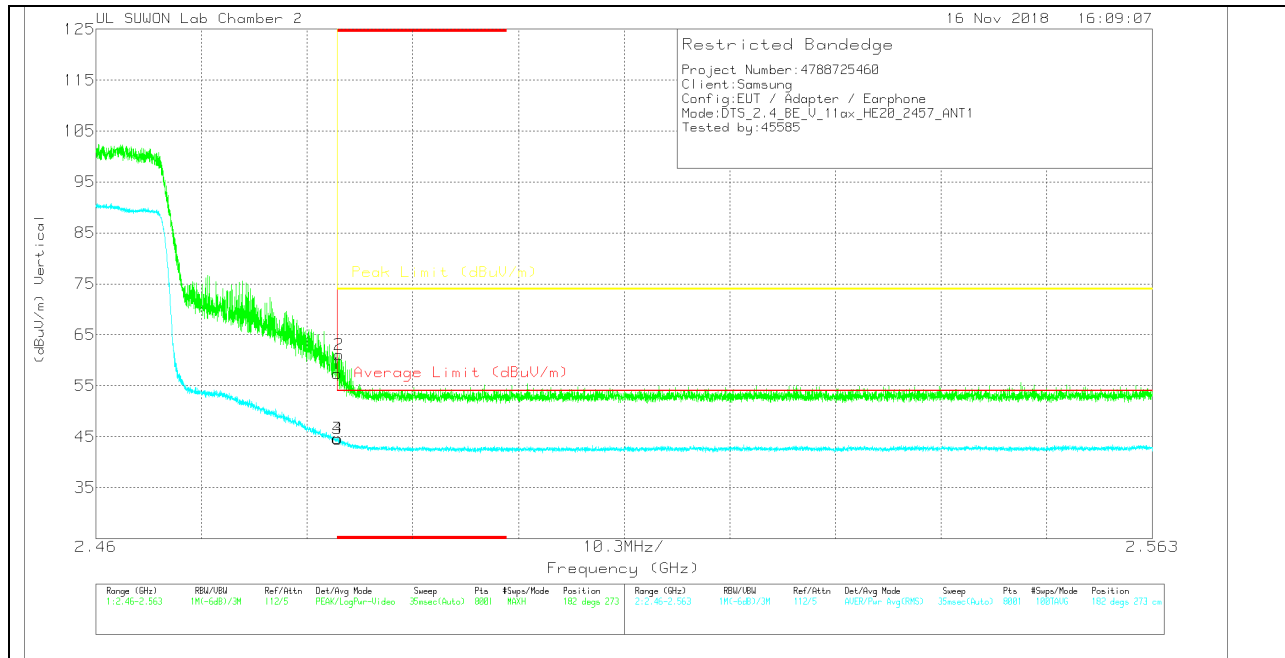
Marker	Frequency (GHz)	Meter Reading (dBuV)	Det	3117_00168724	10dB(dB)	DC Corr (dB)	Corrected Reading (dBuV/m)	Average Limit (dBuV/m)	Margin (dB)	Peak Limit (dBuV/m)	PK Margin (dB)	Azimuth (Degs)	Height (cm)	Polarity
1	* 2.484	47.72	Pk	31.9	-20.6	0	59.02	-	-	74	-14.98	156	376	H
2	* 2.484	50.93	Pk	31.9	-20.6	0	62.23	-	-	74	-11.77	156	376	H
3	* 2.484	34.41	RMS	31.9	-20.6	.44	46.15	54	-7.85	-	-	156	376	H
4	* 2.484	34.43	RMS	31.9	-20.6	.44	46.17	54	-7.83	-	-	156	376	H

* - indicates frequency in CFR47 Pt 15 / IC RSS-Restricted Band

Pk - Peak detector

RMS - RMS detection

VERTICAL PEAK AND AVERAGE PLOT



VERTICAL DATA

Trace Markers

Marker	Frequency (GHz)	Meter Reading (dBuV)	Det	3117_00168724	10dB[dB]	DC Corr (dB)	Corrected Reading (dBuV/m)	Average Limit (dBuV/m)	Margin (dB)	Peak Limit (dBuV/m)	Pk Margin (dB)	Altitude (Degs)	Height (cm)	Polarity
1	* 2.484	46.07	Pk	31.9	-20.6	0	57.37	-	-	74	-16.63	182	273	V
2	* 2.484	49.84	Pk	31.9	-20.6	0	61.14	-	-	74	-12.86	182	273	V
3	* 2.484	32.87	RMS	31.9	-20.6	.44	44.61	54	-9.39	-	-	182	273	V
4	* 2.484	32.84	RMS	31.9	-20.6	.44	44.58	54	-9.42	-	-	182	273	V

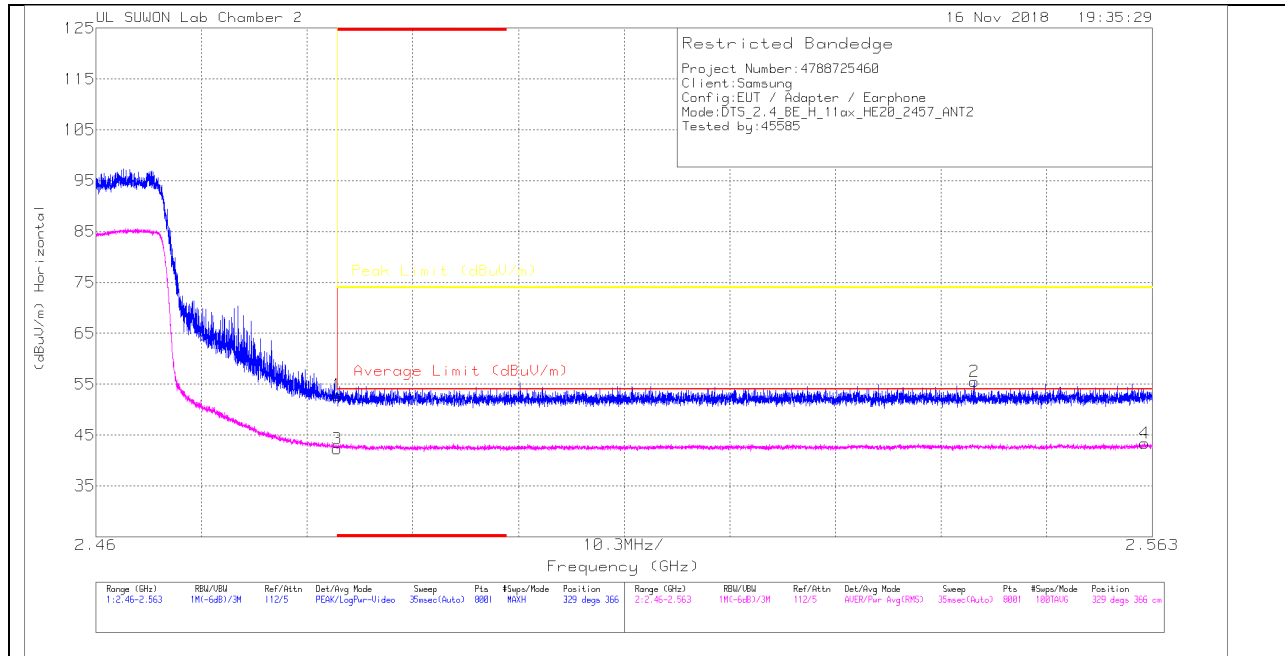
* - indicates frequency in CFR47 Pt 15 / IC RSS-Restricted Band

Pk - Peak detector

RMS - RMS detection

242T RU mode (ANT_2 / RU offset 61)

HORIZONTAL PEAK AND AVERAGE PLOT



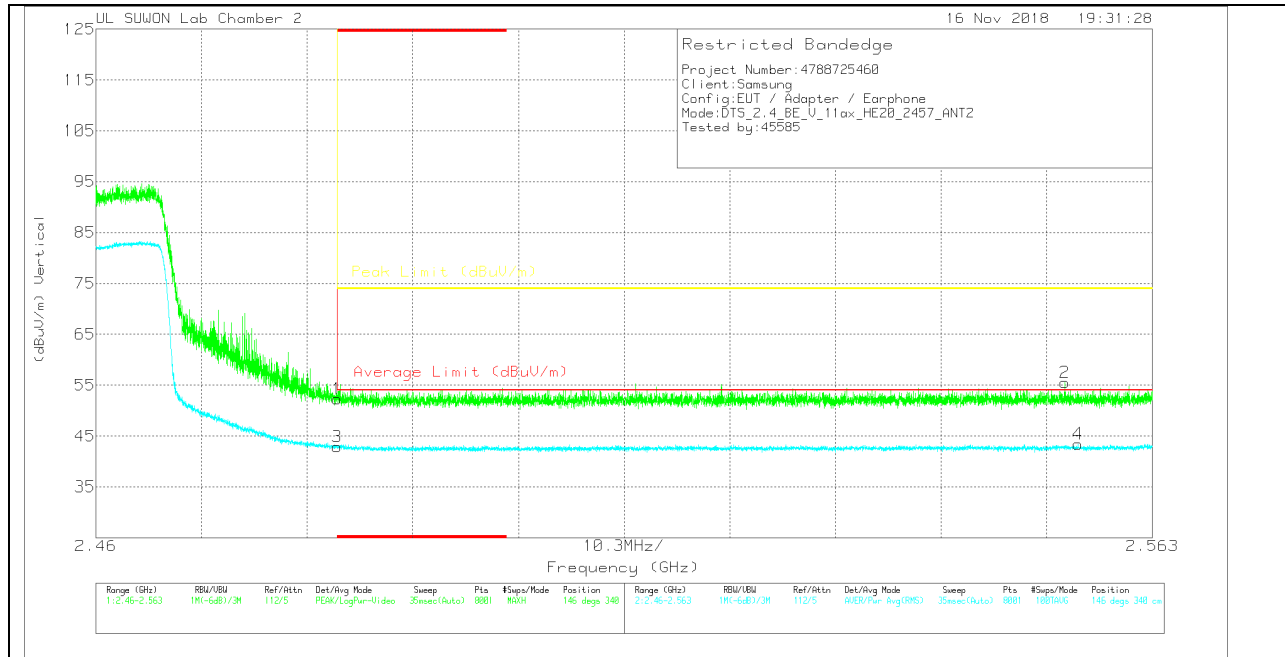
HORIZONTAL DATA

Trace Markers

Marker	Frequency (GHz)	Meter Reading (dBuV)	Det	3117_D0168724	10dB(dB)	DC Corr (dB)	Corrected Reading (dBuV/m)	Average Limit (dBuV/m)	Margin (dB)	Peak Limit (dBuV/m)	PK Margin (dB)	Azimuth (Degs)	Height (cm)	Polarity
1	* 2.484	41.56	Pk	31.9	-20.6	0	52.86	-	-	74	-21.14	329	366	H
2	2.546	44.06	Pk	32	-20.5	0	55.56	-	-	74	-18.44	329	366	H
3	* 2.484	30.53	RMS	31.9	-20.6	.44	42.27	54	-11.73	-	-	329	366	H
4	2.562	31.31	RMS	32	-20.3	.44	43.45	54	-10.55	-	-	329	366	H

* - indicates frequency in CFR47 Pt 15 / IC RSS-Restricted Band
 Pk - Peak detector
 RMS - RMS detection

VERTICAL PEAK AND AVERAGE PLOT



VERTICAL DATA

Trace Markers

Marker	Frequency (GHz)	Meter Reading (dBuV)	Det	3117_00168724	10dB[dB]	DC Corr (dB)	Corrected Reading (dBuV/m)	Average Limit (dBuV/m)	Margin (dB)	Peak Limit (dBuV/m)	PK Margin (dB)	Azimuth (Degs)	Height (cm)	Polarity
1	* 2.484	40.97	Pk	31.9	-20.6	0	52.27	-	-	74	-21.73	146	340	V
2	2.554	43.9	Pk	32	-20.4	0	55.5	-	-	74	-18.5	146	340	V
3	* 2.484	31.17	RMS	31.9	-20.6	.44	42.91	54	-11.09	-	-	146	340	V
4	2.556	31.52	RMS	32	-20.5	.44	43.46	54	-10.54	-	-	146	340	V

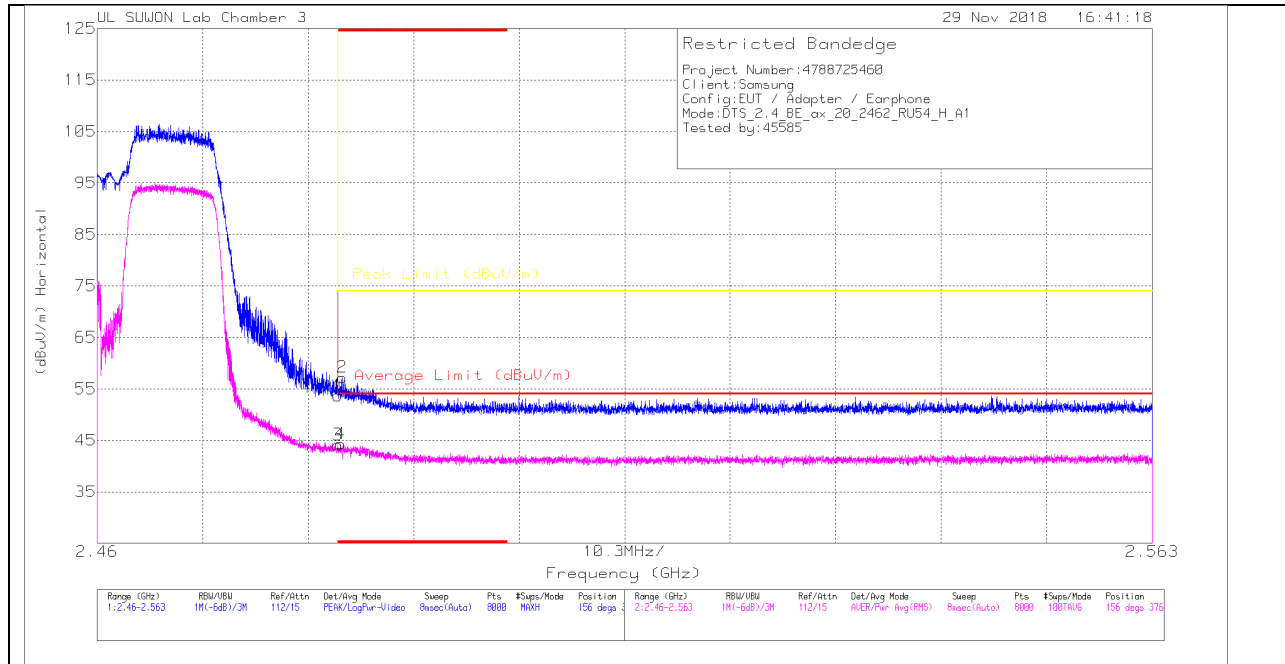
* - indicates frequency in CFR47 Pt 15 / IC RSS-Restricted Band

Pk - Peak detector

RMS - RMS detection

106T RU mode (ANT_1 / RU offset 54)

HORIZONTAL PEAK AND AVERAGE PLOT



HORIZONTAL DATA

Trace Markers

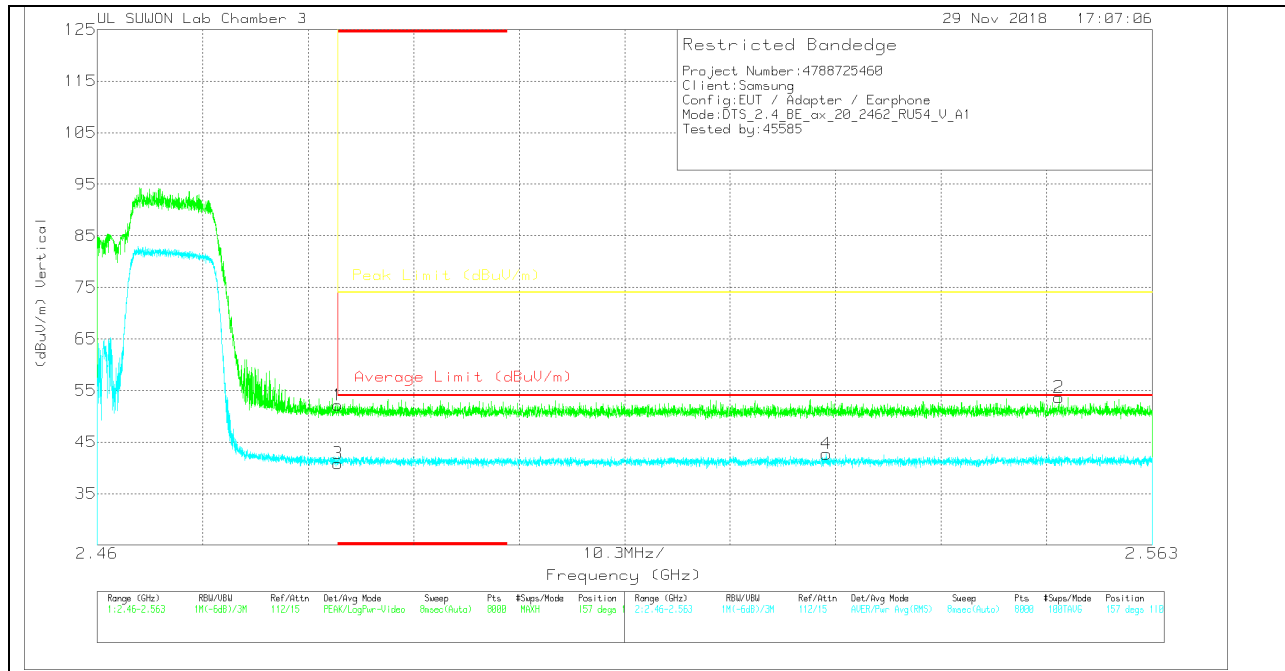
Marker	Frequency (GHz)	Meter Reading (dBuV)	Det	3117_00209599	10dB(dB)	DC Corr (dB)	Corrected Reading (dBuV/m)	Average Limit (dBuV/m)	Margin (dB)	Peak Limit (dBuV/m)	PK Margin (dB)	Azimuth (Degs)	Height (cm)	Polarity
1	* 2.484	45.01	Pk	31.9	-23.2	0	53.71	-	-	74	-20.29	156	376	H
2	* 2.484	48.63	Pk	31.9	-23.3	0	57.23	-	-	74	-16.77	156	376	H
3	* 2.484	34.97	RMS	31.9	-23.2	.45	44.12	54	-9.88	-	-	156	376	H
4	* 2.484	35.26	RMS	31.9	-23.3	.45	44.31	54	-9.69	-	-	156	376	H

* - indicates frequency in CFR47 Pt 15 / IC RSS-Restricted Band

Pk - Peak detector

RMS - RMS detection

VERTICAL PEAK AND AVERAGE PLOT



VERTICAL DATA

Trace Markers

Marker	Frequency (GHz)	Meter Reading (dBuV)	Det	3117_00205959	10dB(dB)	DC Corr (dB)	Corrected Reading (dBuV/m)	Average Limit (dBuV/m)	Margin (dB)	Peak Limit (dBuV/m)	PK Margin (dB)	Asimuth (Degs)	Height (cm)	Polarity
1	* 2.484	43.47	Pk	31.9	-23.2	0	52.17	-	-	74	-21.83	157	110	V
2	2.554	44.65	Pk	32	-23	0	53.65	-	-	74	-20.35	157	110	V
3	* 2.484	31.67	RMS	31.9	-23.2	.45	40.82	54	-13.18	-	-	157	110	V
4	2.531	33.36	RMS	32	-23.1	.45	42.71	54	-11.29	-	-	157	110	V

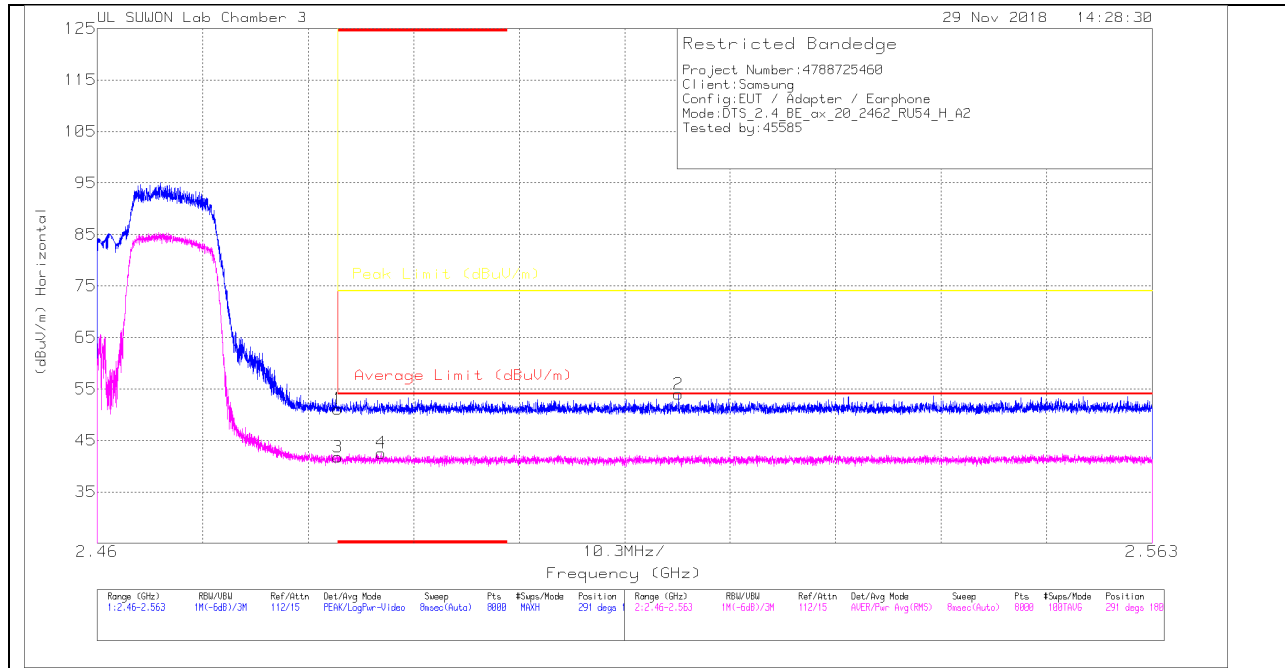
* - indicates frequency in CFR47 Pt 15 / IC RSS-Restricted Band

Pk - Peak detector

RMS - RMS detection

106T RU mode (ANT_2 / RU offset 54)

HORIZONTAL PEAK AND AVERAGE PLOT



HORIZONTAL DATA

Trace Markers

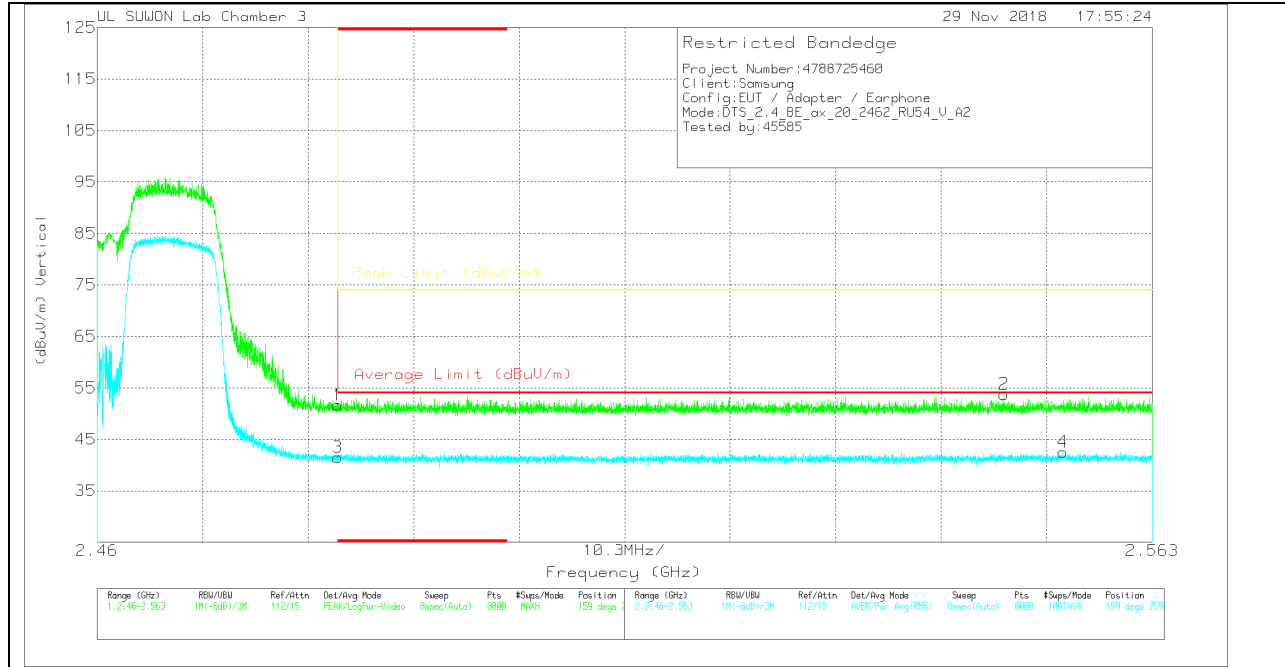
Marker	Frequency (GHz)	Meter Reading (dBuV)	Det	3117_00209599	10dB(dB)	DC Corr (dB)	Corrected Reading (dBuV/m)	Average Limit (dBuV/m)	Margin (dB)	Peak Limit (dBuV/m)	PK Margin (dB)	Azimuth (Degs)	Height (cm)	Polarity
1	* 2.484	42.4	Pk	31.9	-23.2	0	51.1	-	-	74	-22.9	291	180	H
2	2.517	45.06	Pk	32	-23.1	0	53.96	-	-	74	-20.04	291	180	H
3	* 2.484	32.6	RMS	31.9	-23.2	.45	41.75	54	-12.25	-	-	291	180	H
4	* 2.488	33.4	RMS	31.9	-23.2	.45	42.55	54	-11.45	-	-	291	180	H

* - indicates frequency in CFR47 Pt 15 / IC RSS-Restricted Band

Pk - Peak detector

RMS - RMS detection

VERTICAL PEAK AND AVERAGE PLOT



VERTICAL DATA

Trace Markers

Marker	Frequency (GHz)	Meter Reading (dBuV)	Det	3117_00209599	10dB(dB)	DC Corr (dB)	Corrected Reading (dBuV/m)	Average Limit (dBuV/m)	Margin (dB)	Peak Limit (dBuV/m)	PK Margin (dB)	Azimuth (Degs)	Height (cm)	Polarity
1	* 2.484	42.96	Pk	31.9	-23.2	0	51.66	-	-	74	-22.34	159	259	V
2	2.549	44.87	Pk	32	-23.1	0	53.77	-	-	74	-20.23	159	259	V
3	* 2.484	32.35	RMS	31.9	-23.2	.45	41.5	54	-12.5	-	-	159	259	V
4	2.554	33.09	RMS	32	-23	.45	42.54	54	-11.46	-	-	159	259	V

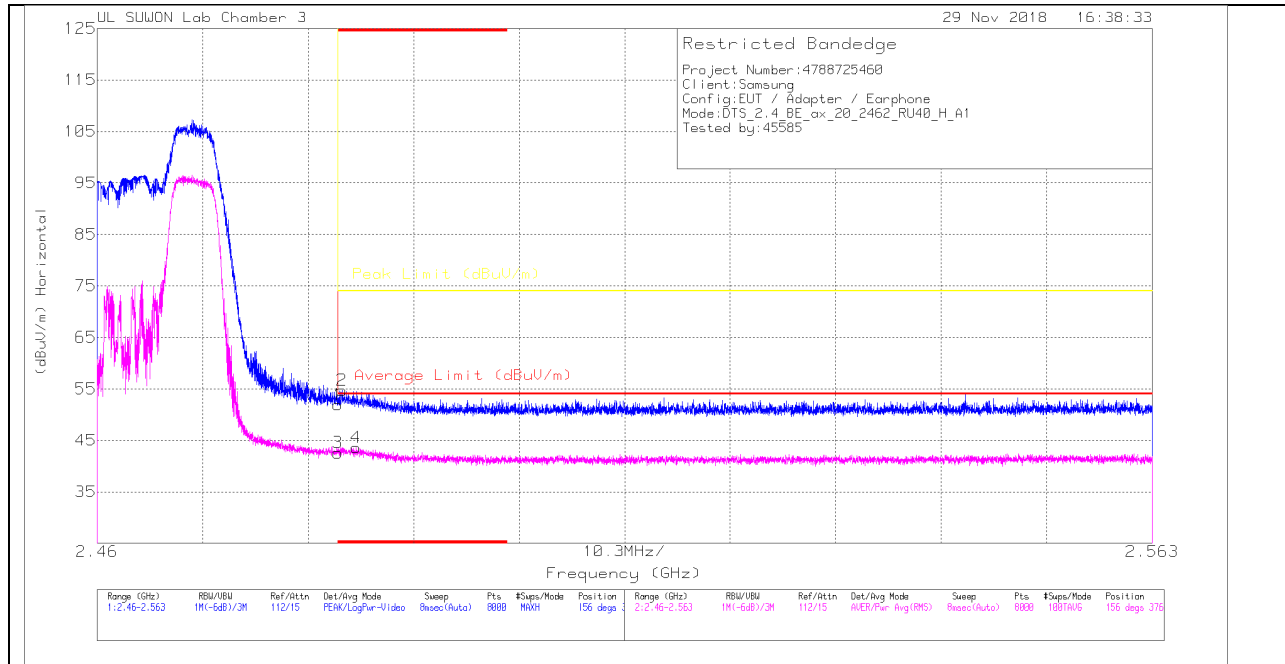
* - indicates frequency in CFR47 Pt 15 / IC RSS-Restricted Band

Pk - Peak detector

RMS - RMS detection

52T RU mode (ANT_1 / RU offset 40)

HORIZONTAL PEAK AND AVERAGE PLOT



HORIZONTAL DATA

Trace Markers

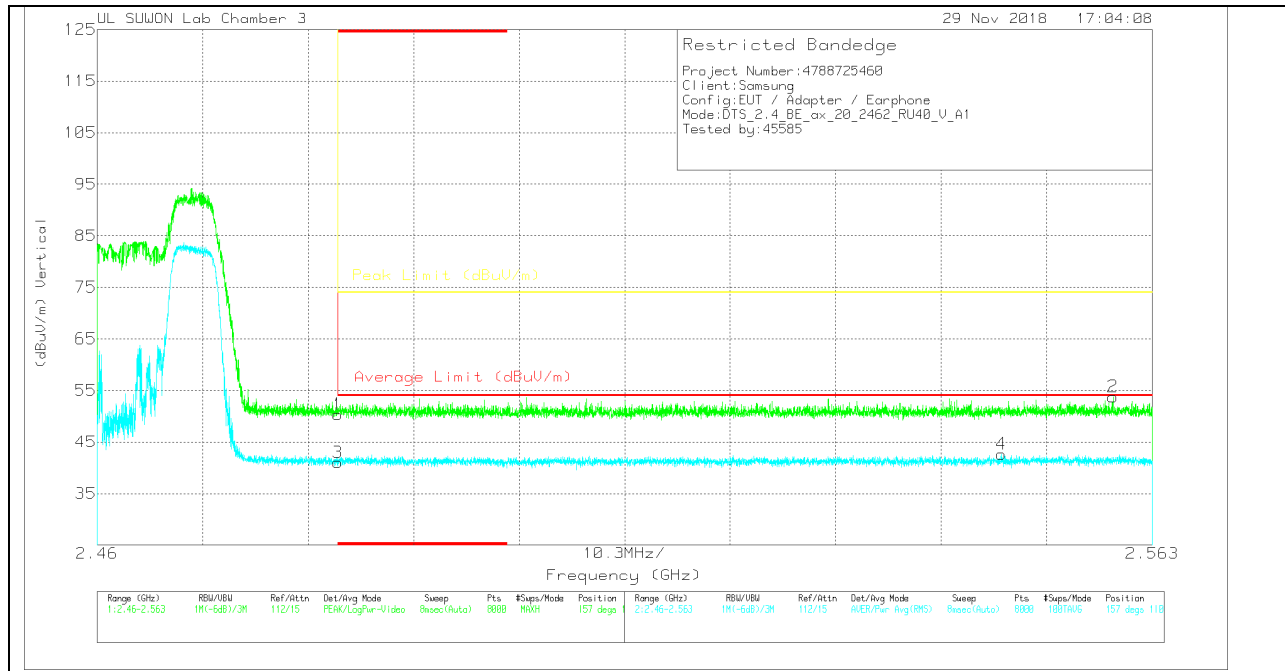
Marker	Frequency (GHz)	Meter Reading (dBuV)	Det	3117_00209599	10dB(dB)	DC Corr (dB)	Corrected Reading (dBuV/m)	Average Limit (dBuV/m)	Margin (dB)	Peak Limit (dBuV/m)	PK Margin (dB)	Asimuth (Degs)	Height (cm)	Polarity
1	* 2.484	43.22	Pk	31.9	-23.2	0	51.92	-	-	74	-22.08	156	376	H
2	* 2.484	46.13	Pk	31.9	-23.3	0	54.73	-	-	74	-19.27	156	376	H
3	* 2.484	33.41	RMS	31.9	-23.2	.48	42.59	54	-11.41	-	-	156	376	H
4	* 2.485	34.44	RMS	31.9	-23.2	.48	43.62	54	-10.38	-	-	156	376	H

* - indicates frequency in CFR47 Pt 15 / IC RSS-Restricted Band

Pk - Peak detector

RMS - RMS detection

VERTICAL PEAK AND AVERAGE PLOT



VERTICAL DATA

Trace Markers

Marker	Frequency (GHz)	Meter Reading (dBuV)	Det	3117_00205959	10dB(dB)	DC Corr (dB)	Corrected Reading (dBuV/m)	Average Limit (dBuV/m)	Margin (dB)	Peak Limit (dBuV/m)	PK Margin (dB)	Asimuth (Degs)	Height (cm)	Polarity
1	* 2.484	41.64	Pk	31.9	-23.2	0	50.34	-	-	74	-23.66	157	110	V
2	2.559	44.89	Pk	32	-23.1	0	53.79	-	-	74	-20.21	157	110	V
3	* 2.484	31.83	RMS	31.9	-23.2	.48	41.01	54	-12.99	-	-	157	110	V
4	2.548	33.28	RMS	32	-23.1	.48	42.66	54	-11.34	-	-	157	110	V

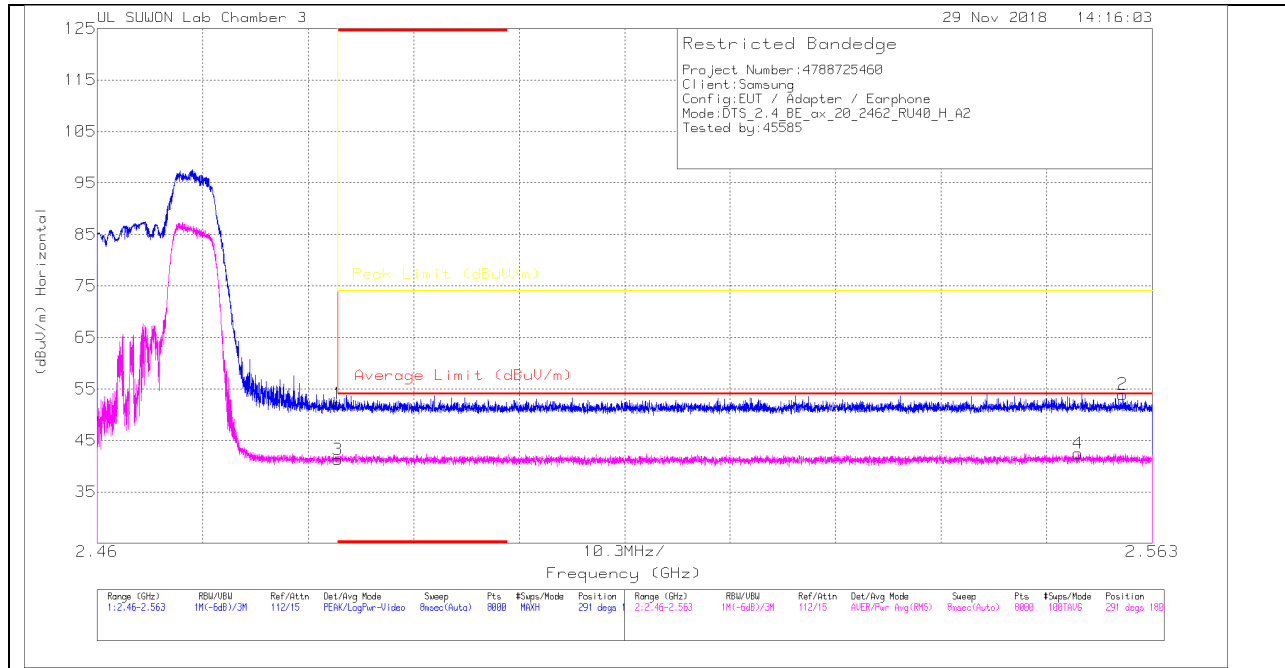
* - indicates frequency in CFR47 Pt 15 / IC RSS-Restricted Band

Pk - Peak detector

RMS - RMS detection

52T RU mode (ANT_2 / RU offset 40)

HORIZONTAL PEAK AND AVERAGE PLOT



HORIZONTAL DATA

Trace Markers

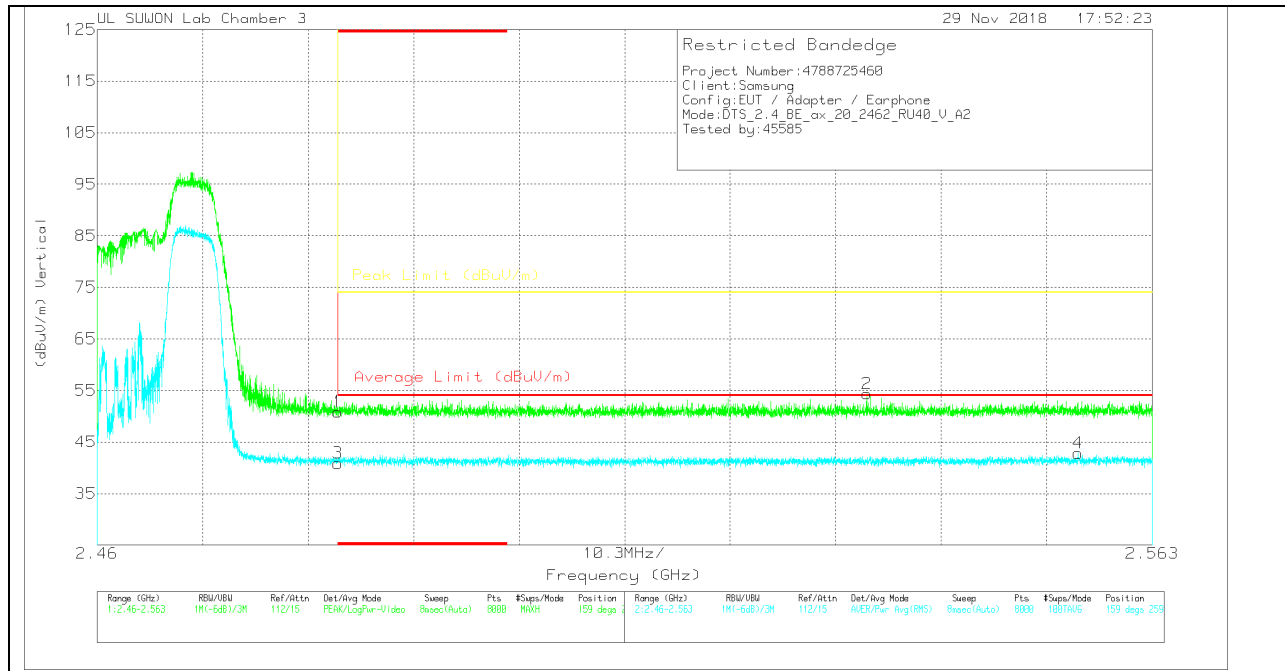
Marker	Frequency (GHz)	Meter Reading (dBuV)	Det	3117_00205959	10dB(dB)	DC Corr (dB)	Corrected Reading (dBuV/m)	Average Limit (dBuV/m)	Margin (dB)	Peak Limit (dBuV/m)	PK Margin (dB)	Azimuth (Degs)	Height (cm)	Polarity
1	* 2.484	43.37	Pk	31.9	-23.2	0	52.07	-	-	74	-21.93	291	180	H
2	2.56	45.02	PK	32	-23.1	0	53.92	-	-	74	-20.08	291	180	H
3	* 2.484	32.11	RMS	31.9	-23.2	.48	41.29	54	-12.71	-	-	291	180	H
4	2.556	33.09	RMS	32	-23.1	.48	42.47	54	-11.53	-	-	291	180	H

* - indicates frequency in CFR47 Pt 15 / IC RSS-Restricted Band

Pk - Peak detector

RMS - RMS detection

VERTICAL PEAK AND AVERAGE PLOT



VERTICAL DATA

Trace Markers

Marker	Frequency (GHz)	Meter Reading (dBuV)	Det	3117_00205959	10dB(dB)	DC Corr (dB)	Corrected Reading (dBuV/m)	Average Limit (dBuV/m)	Margin (dB)	Peak Limit (dBuV/m)	PK Margin (dB)	Asimuth (Degs)	Height (cm)	Polarity
1	* 2.484	42.13	Pk	31.9	-23.2	0	50.83	-	-	74	-23.17	159	259	V
2	2.535	45.54	Pk	32	-23.2	0	54.34	-	-	74	-19.66	159	259	V
3	* 2.484	31.69	RMS	31.9	-23.2	.48	40.87	54	-13.13	-	-	159	259	V
4	2.556	33.45	RMS	32	-23.1	.48	42.83	54	-11.17	-	-	159	259	V

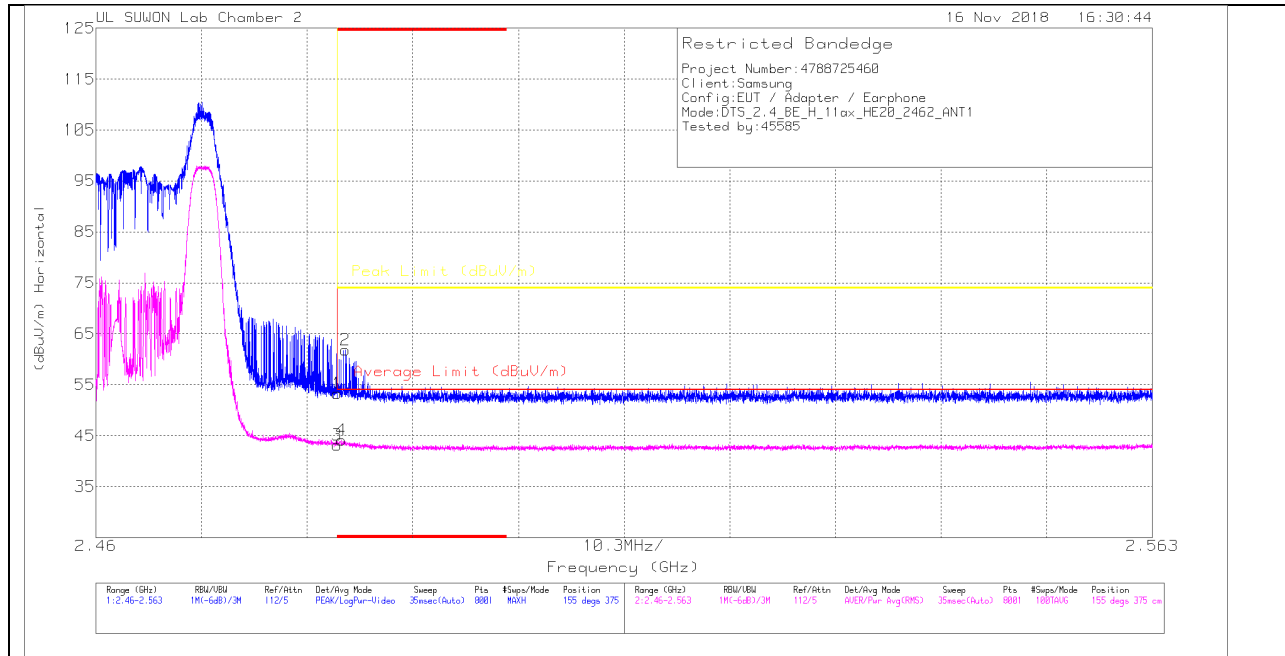
* - indicates frequency in CFR47 Pt 15 / IC RSS-Restricted Band

Pk - Peak detector

RMS - RMS detection

26T RU mode (ANT_1 / RU offset 8)

HORIZONTAL PEAK AND AVERAGE PLOT



HORIZONTAL DATA

Trace Markers

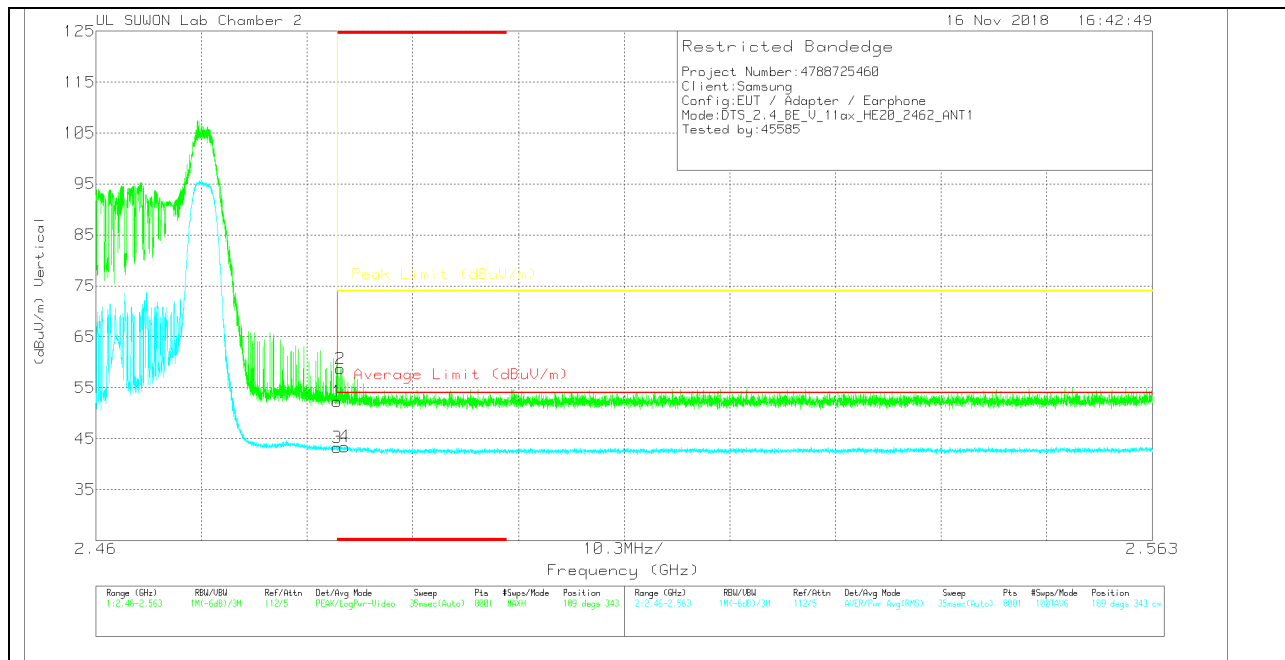
Marker	Frequency (GHz)	Meter Reading (dBuV)	Det	3117_00168724	10dB(dB)	DC Corr (dB)	Corrected Reading (dBuV/m)	Average Limit (dBuV/m)	Margin (dB)	Peak Limit (dBuV/m)	PK Margin (dB)	Azimuth (Degs)	Height (cm)	Polarity
1	* 2.484	42.01	Pk	31.9	-20.6	0	53.31	-	-	74	-20.69	155	375	H
2	* 2.484	50.49	Pk	31.9	-20.6	0	61.79	-	-	74	-12.21	155	375	H
3	* 2.484	31.4	RMS	31.9	-20.6	.49	43.19	54	-10.81	-	-	155	375	H
4	* 2.484	32.39	RMS	31.9	-20.6	.49	44.18	54	-9.82	-	-	155	375	H

* - indicates frequency in CFR47 Pt 15 / IC RSS-Restricted Band

Pk - Peak detector

RMS - RMS detection

VERTICAL PEAK AND AVERAGE PLOT



VERTICAL DATA

Trace Markers

Marker	Frequency (GHz)	Meter Reading (dBuV)	Det	3117_00168724	10dB[dB]	DC Corr (dB)	Corrected Reading (dBuV/m)	Average Limit (dBuV/m)	Margin (dB)	Peak Limit (dBuV/m)	PK Margin (dB)	Azimuth (Degs)	Height (cm)	Polarity
1	* 2.484	41.01	Pk	31.9	-20.6	0	52.31	-	-	74	-21.69	189	343	V
2	* 2.484	47.39	Pk	31.9	-20.6	0	58.69	-	-	74	-15.31	189	343	V
3	* 2.484	31.48	RMS	31.9	-20.6	.49	43.27	54	-10.73	-	-	189	343	V
4	* 2.484	31.67	RMS	31.9	-20.6	.49	43.46	54	-10.54	-	-	189	343	V

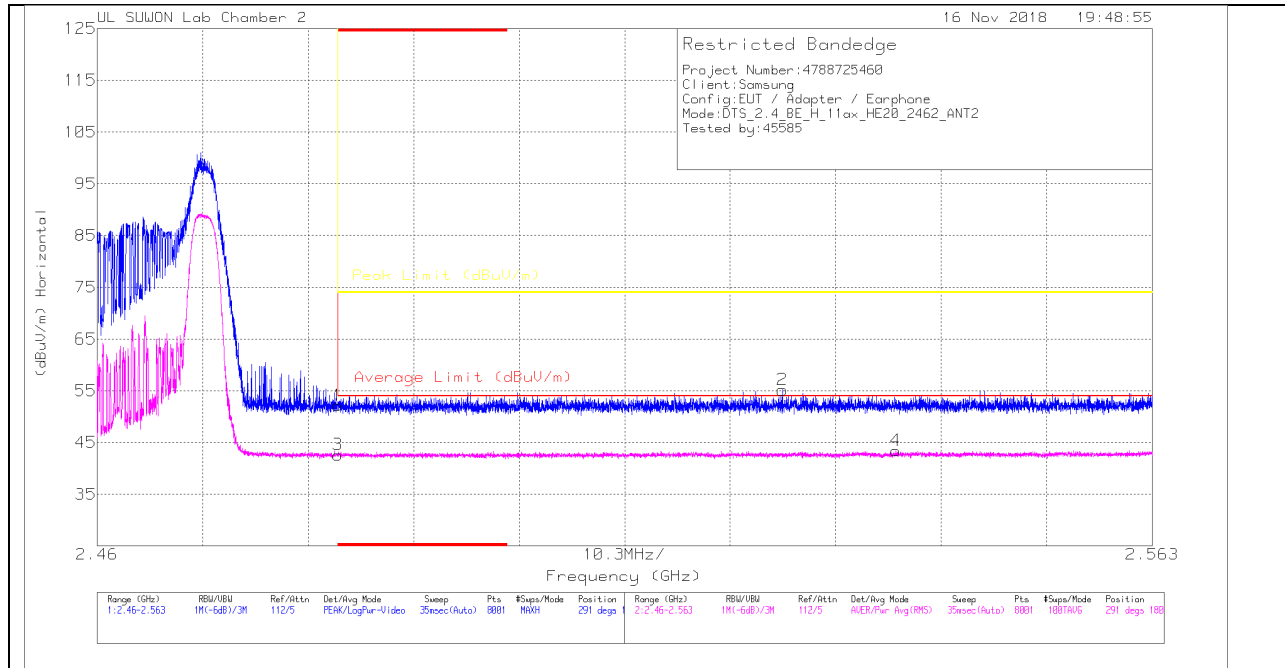
* - indicates frequency in CFR47 Pt 15 / IC RSS-Restricted Band

Pk - Peak detector

RMS - RMS detection

26T RU mode (ANT_2 / RU offset 8)

HORIZONTAL PEAK AND AVERAGE PLOT



HORIZONTAL DATA

Trace Markers

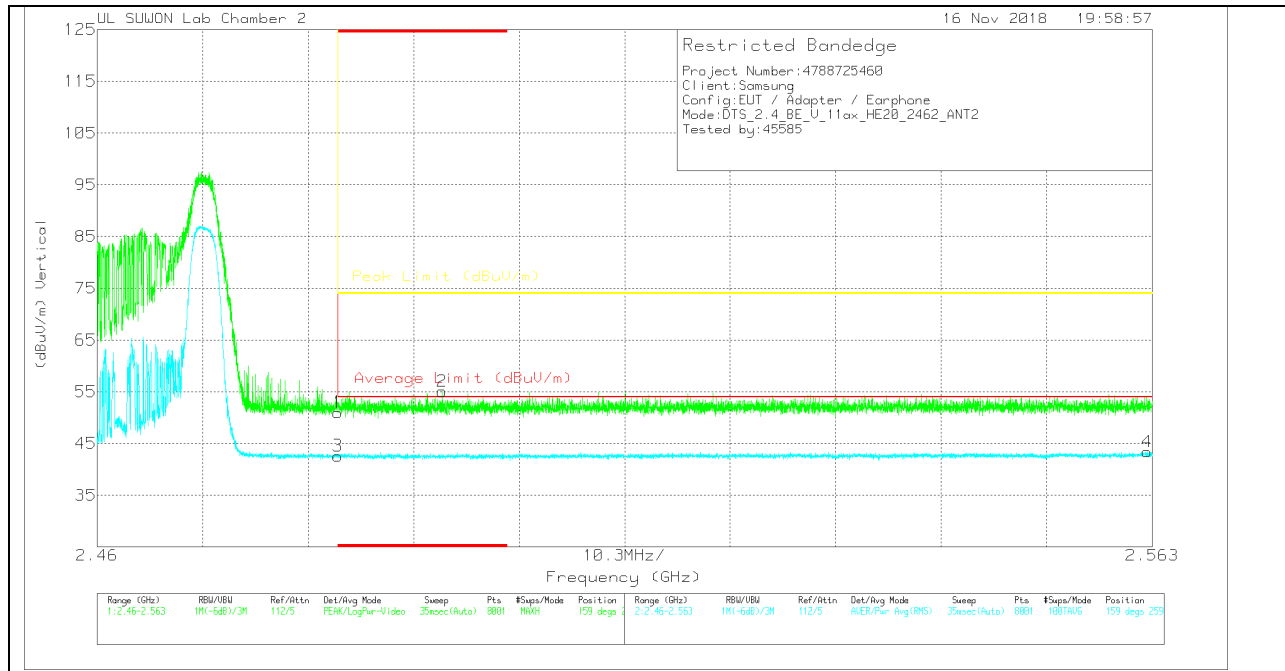
Marker	Frequency (GHz)	Meter Reading (dBuV)	Det	3117_00168724	10dB[dB]	DC Corr (dB)	Corrected Reading (dBuV/m)	Average Limit (dBuV/m)	Margin (dB)	Peak Limit (dBuV/m)	PK Margin (dB)	Azimuth (Degs)	Height (cm)	Polarity
1	* 2.484	40.86	Pk	31.9	-20.6	0	52.16	-	-	74	-21.84	291	180	H
2	2.527	43.88	Pk	31.9	-20.6	0	55.18	-	-	74	-18.82	291	180	H
3	* 2.484	30.84	RMS	31.9	-20.6	.49	42.63	54	-11.37	-	-	291	180	H
4	2.538	31.45	RMS	32	-20.5	.49	43.44	54	-10.56	-	-	291	180	H

* - indicates frequency in CFR47 Pt 15 / IC RSS-Restricted Band

Pk - Peak detector

RMS - RMS detection

VERTICAL PEAK AND AVERAGE PLOT



VERTICAL DATA

Trace Markers

Marker	Frequency (GHz)	Meter Reading (dBuV)	Det	3117_00168724	10dB(dB)	DC Corr (dB)	Corrected Reading (dBuV/m)	Average Limit (dBuV/m)	Margin (dB)	Peak Limit (dBuV/m)	PK Margin (dB)	Azimuth (Degs)	Height (cm)	Polarity
1	* 2.484	39.72	Pk	31.9	-20.6	0	51.02	-	-	74	-22.98	159	259	V
2	* 2.494	43.77	Pk	31.9	-20.6	0	55.07	-	-	74	-18.93	159	259	V
3	* 2.484	30.81	RMS	31.9	-20.6	-49	42.6	54	-11.4	-	-	159	259	V
4	2.563	31.2	RMS	32	-20.3	-49	43.39	54	-10.61	-	-	159	259	V

* - indicates frequency in CFR47 Pt 15 / IC RSS-Restricted Band

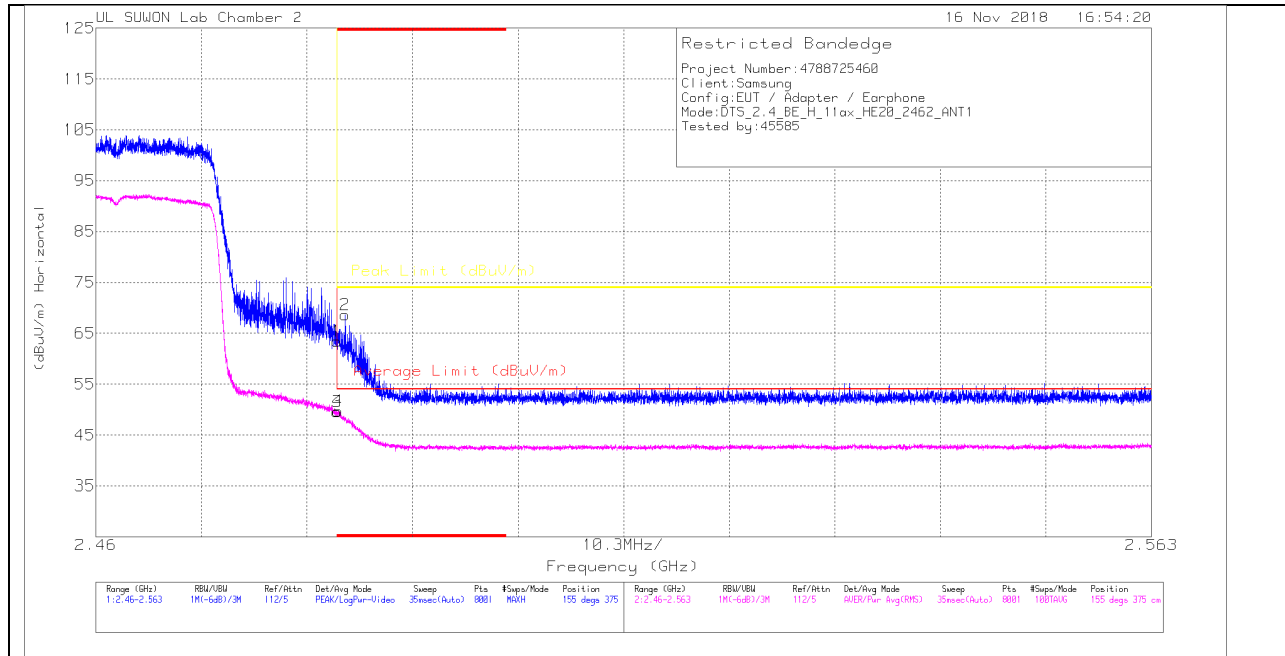
Pk - Peak detector

RMS - RMS detection

AUTHORIZED BANDEDGE (11 CHANNEL)

242T RU mode (ANT_1 / RU offset 61)

HORIZONTAL PEAK AND AVERAGE PLOT



HORIZONTAL DATA

Trace Markers

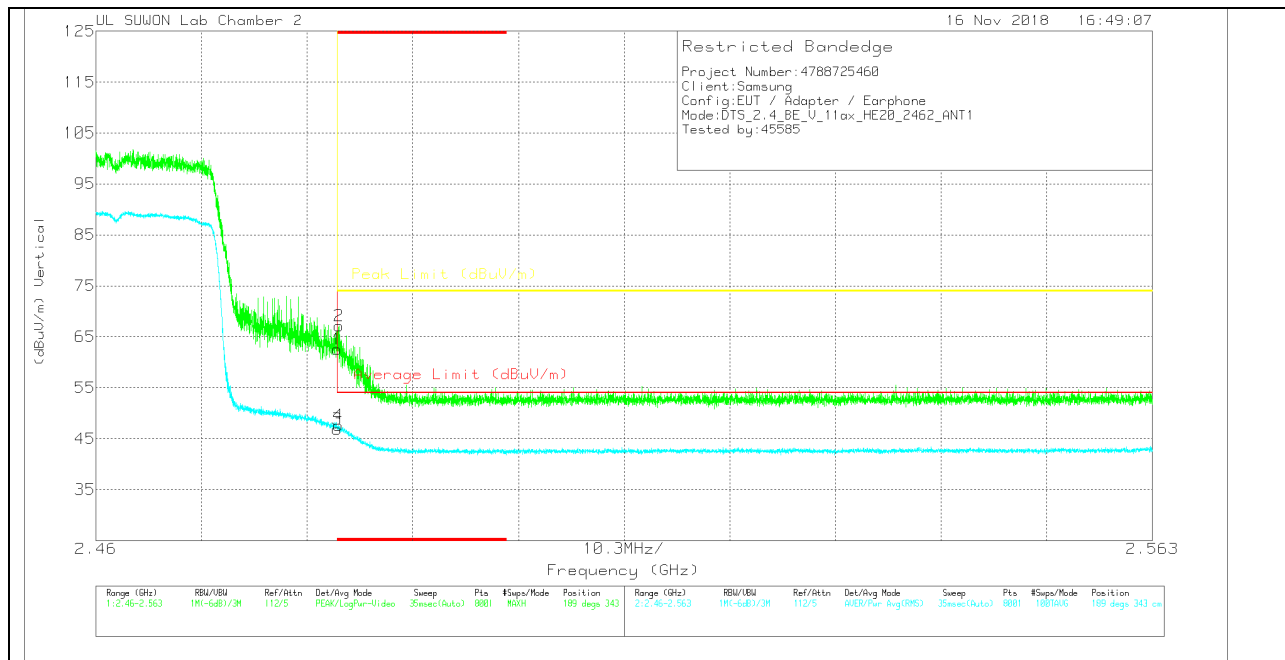
Marker	Frequency (GHz)	Meter Reading (dBuV)	Det	3117_00168724	10dB(dB)	DC Corr (dB)	Corrected Reading (dBuV/m)	Average Limit (dBuV/m)	Margin (dB)	Peak Limit (dBuV/m)	PK Margin (dB)	Aimuth (Degs)	Height (cm)	Polarity
1	* 2.484	52.17	Pk	31.9	-20.6	0	63.47	-	-	74	-10.53	155	375	H
2	* 2.484	57.3	Pk	31.9	-20.6	0	68.6	-	-	74	-5.4	155	375	H
3	* 2.484	37.86	RMS	31.9	-20.6	.44	49.6	54	-4.4	-	-	155	375	H
4	* 2.484	37.93	RMS	31.9	-20.6	.44	49.67	54	-4.33	-	-	155	375	H

* - indicates frequency in CFR47 Pt 15 / IC RSS-Restricted Band

Pk - Peak detector

RMS - RMS detection

VERTICAL PEAK AND AVERAGE PLOT



VERTICAL DATA

Trace Markers

Marker	Frequency (GHz)	Meter Reading (dBuV)	Det	3117_00168724	10dB[dB]	DC Corr (dB)	Corrected Reading (dBuV/m)	Average Limit (dBuV/m)	Margin (dB)	Peak Limit (dBuV/m)	Pk Margin (dB)	Altitude (Degs)	Height (cm)	Polarity
1	* 2.484	51.32	Pk	31.9	-20.6	0	62.62	-	-	74	-11.38	189	343	V
2	* 2.484	55.87	Pk	31.9	-20.6	0	67.17	-	-	74	-6.83	189	343	V
3	* 2.484	35.07	RMS	31.9	-20.6	.44	46.81	54	-7.19	-	-	189	343	V
4	* 2.484	35.83	RMS	31.9	-20.6	.44	47.57	54	-6.43	-	-	189	343	V

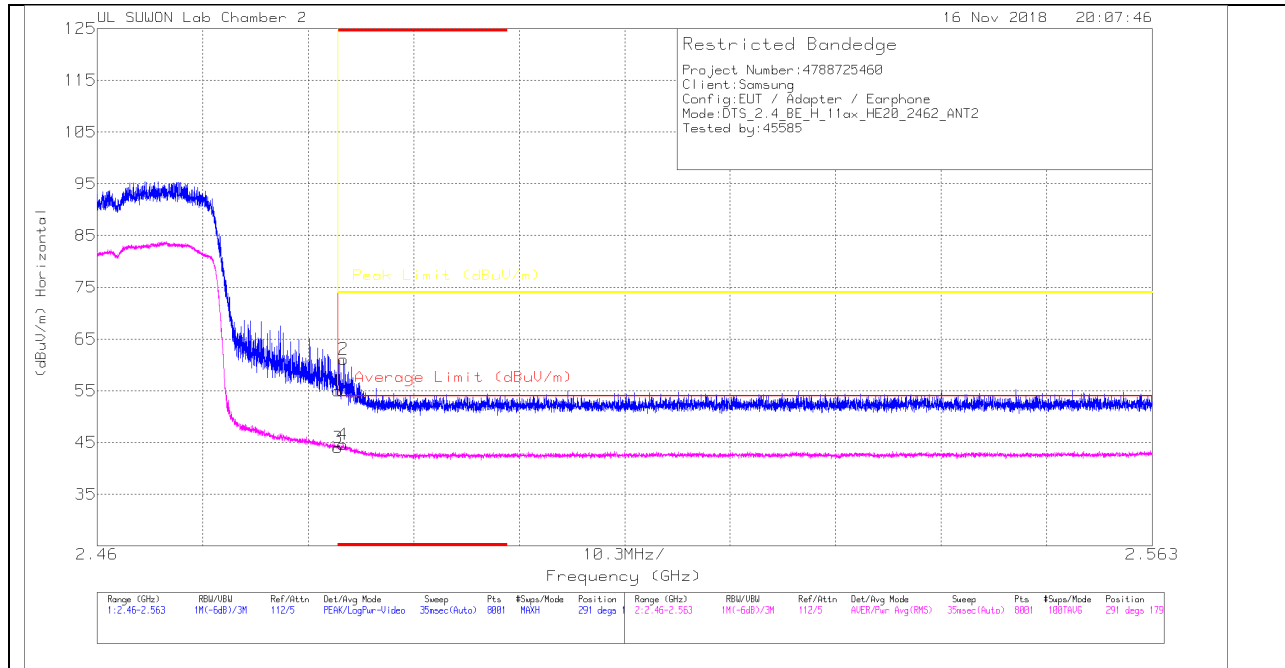
* - indicates frequency in CFR47 Pt 15 / IC RSS-Restricted Band

Pk - Peak detector

RMS - RMS detection

242T RU mode (ANT_2 / RU offset 61)

HORIZONTAL PEAK AND AVERAGE PLOT



HORIZONTAL DATA

Trace Markers

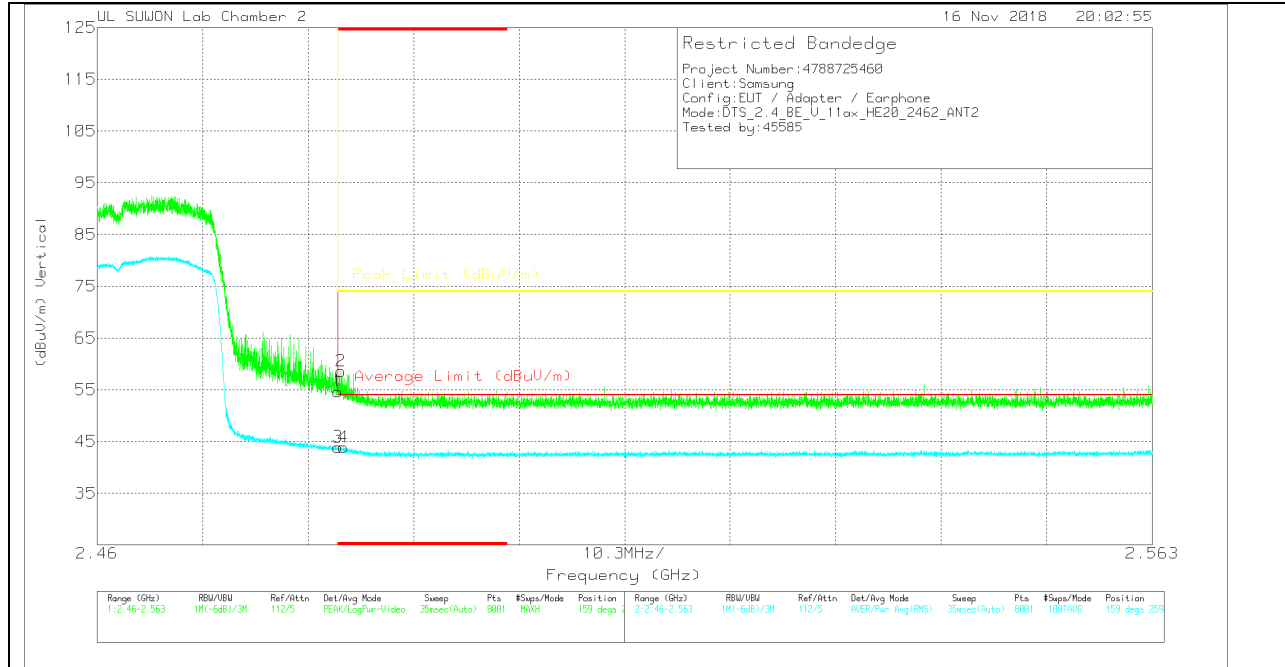
Marker	Frequency (GHz)	Meter Reading (dBuV)	Det	3117_00168724	10dB[dB]	DC Corr (dB)	Corrected Reading (dBuV/m)	Average Limit (dBuV/m)	Margin (dB)	Peak Limit (dBuV/m)	Pk Margin (dB)	Altitude (Degs)	Height (cm)	Polarity
1	* 2.484	43.66	Pk	31.9	-20.6	0	54.96	-	-	74	-19.04	291	179	H
2	* 2.484	49.81	Pk	31.9	-20.6	0	61.11	-	-	74	-12.89	291	179	H
3	* 2.484	32.28	RMS	31.9	-20.6	.44	44.02	54	-9.98	-	-	291	179	H
4	* 2.484	32.89	RMS	31.9	-20.6	.44	44.63	54	-9.37	-	-	291	179	H

* - indicates frequency in CFR47 Pt 15 / IC RSS-Restricted Band

Pk - Peak detector

RMS - RMS detection

VERTICAL PEAK AND AVERAGE PLOT



VERTICAL DATA

Trace Markers

Marker	Frequency (GHz)	Meter Reading (dBuV)	Det	3117_00168724	10dB(dB)	DC Corr (dB)	Corrected Reading (dBuV/m)	Average Limit (dBuV/m)	Margin (dB)	Peak Limit (dBuV/m)	PK Margin (dB)	Azimuth (Degs)	Height (cm)	Polarity
1	* 2.484	43.38	Pk	31.9	-20.6	0	54.68	-	-	74	-19.32	159	259	V
2	* 2.484	47.29	Pk	31.9	-20.6	0	58.59	-	-	74	-15.41	159	259	V
3	* 2.484	32.22	RMS	31.9	-20.6	.44	43.96	54	-10.04	-	-	159	259	V
4	* 2.484	32.18	RMS	31.9	-20.6	.44	43.92	54	-10.08	-	-	159	259	V

* - indicates frequency in CFR47 Pt 15 / IC RSS-Restricted Band

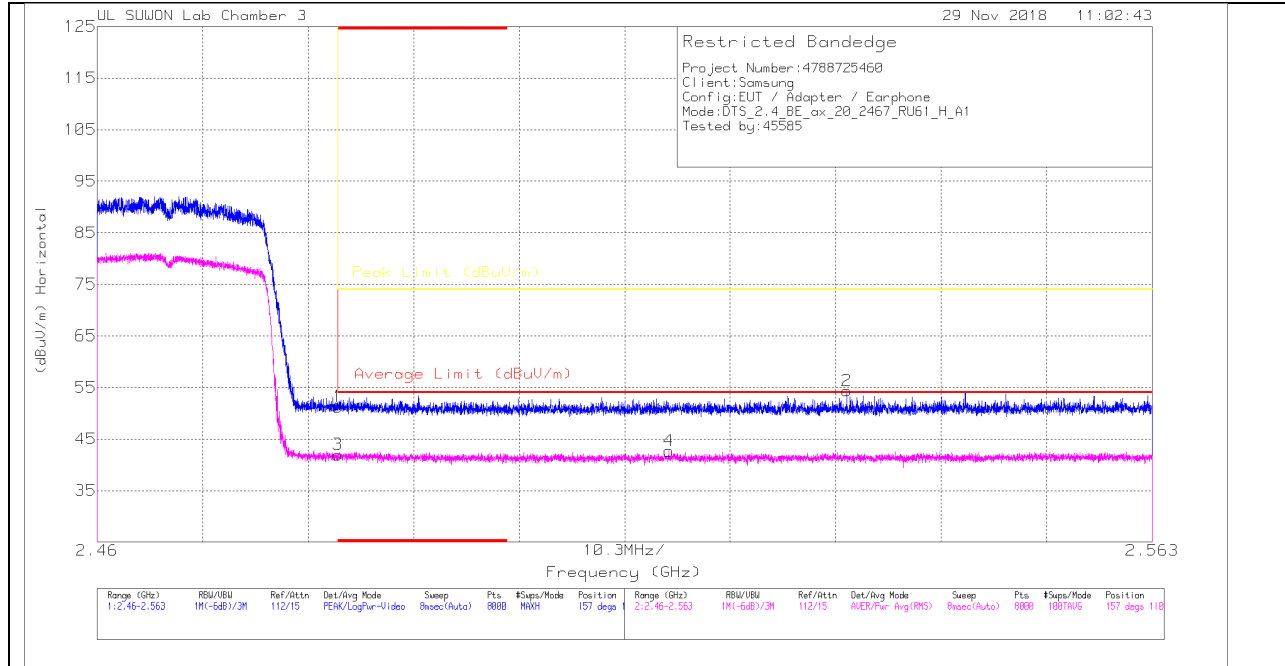
Pk - Peak detector

RMS - RMS detection

AUTHORIZED BANDEDGE (12 CHANNEL)

242T RU mode (ANT_1 / RU offset 61)

HORIZONTAL PEAK AND AVERAGE PLOT



HORIZONTAL DATA

Trace Markers

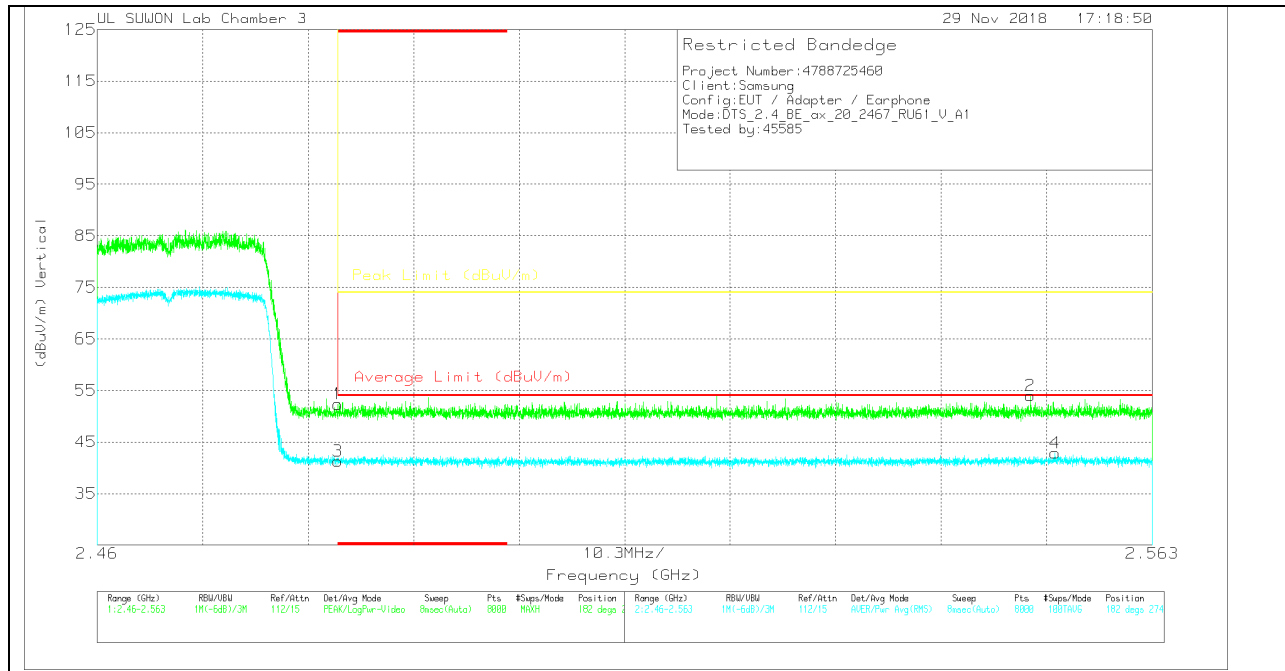
Marker	Frequency (GHz)	Meter Reading (dBuV)	Det	3117_00209599	10dB(dB)	DC Corr (dB)	Corrected Reading (dBuV/m)	Average Limit (dBuV/m)	Margin (dB)	Peak Limit (dBuV/m)	PK Margin (dB)	Azimuth (Degs)	Height (cm)	Polarity
1	* 2.484	42.56	Pk	31.9	-23.2	0	51.26	-	-	74	-22.74	157	110	H
2	2.533	45.55	Pk	32	-23.2	0	54.35	-	-	74	-19.65	157	110	H
3	* 2.484	32.82	RMS	31.9	-23.2	.44	41.96	54	-12.04	-	-	157	110	H
4	2.516	33.37	RMS	32	-23.1	.44	42.71	54	-11.29	-	-	157	110	H

* - indicates frequency in CFR47 Pt 15 / IC RSS-Restricted Band

Pk - Peak detector

RMS - RMS detection

VERTICAL PEAK AND AVERAGE PLOT



VERTICAL DATA

Trace Markers

Marker	Frequency (GHz)	Meter Reading (dBuV)	Det	3117_00209959	10dB(dB)	DC Corr (dB)	Corrected Reading (dBuV/m)	Average Limit (dBuV/m)	Margin (dB)	Peak Limit (dBuV/m)	PK Margin (dB)	Asimuth (Degs)	Height (cm)	Polarity
1	* 2.484	43.65	Pk	31.9	-23.2	0	52.35	-	-	74	-21.65	182	274	V
2	2.551	44.98	Pk	32	-23	0	53.98	-	-	74	-20.02	182	274	V
3	* 2.484	32.12	RMS	31.9	-23.2	.44	41.26	54	-12.74	-	-	182	274	V
4	2.554	33.54	RMS	32	-23.1	.44	42.88	54	-11.12	-	-	182	274	V

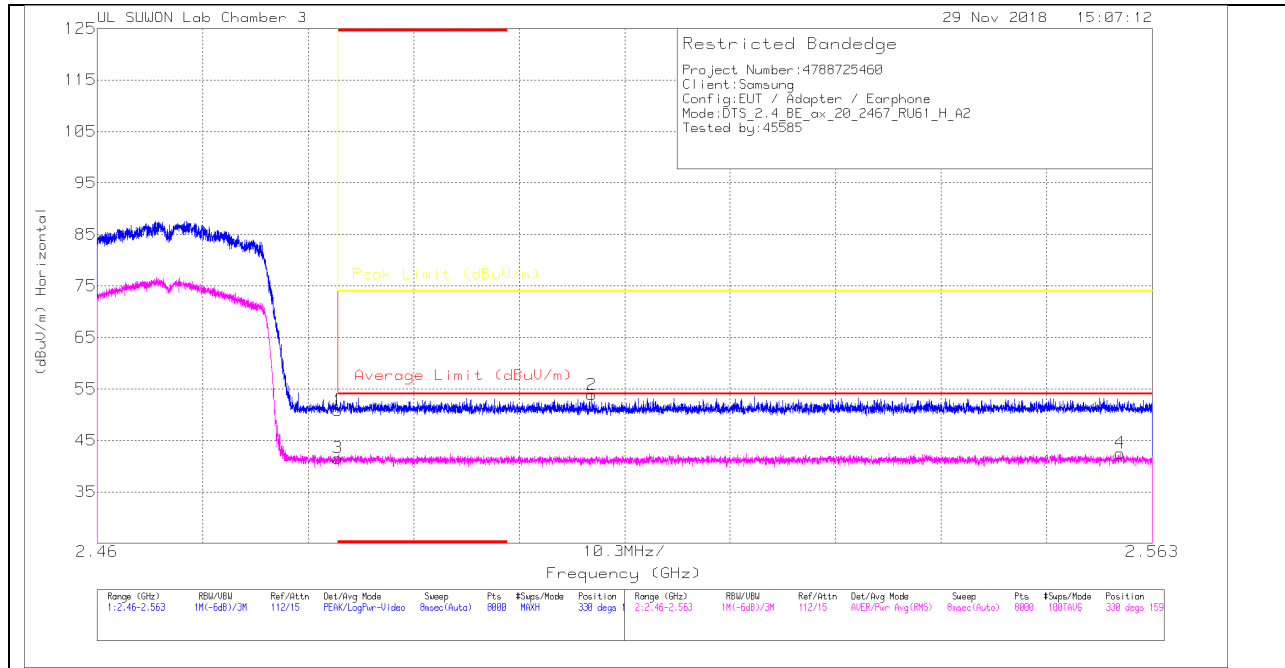
* - indicates frequency in CFR47 Pt 15 / IC RSS-Restricted Band

Pk - Peak detector

RMS - RMS detection

242T RU mode (ANT_2 / RU offset 61)

HORIZONTAL PEAK AND AVERAGE PLOT



HORIZONTAL DATA

Trace Markers

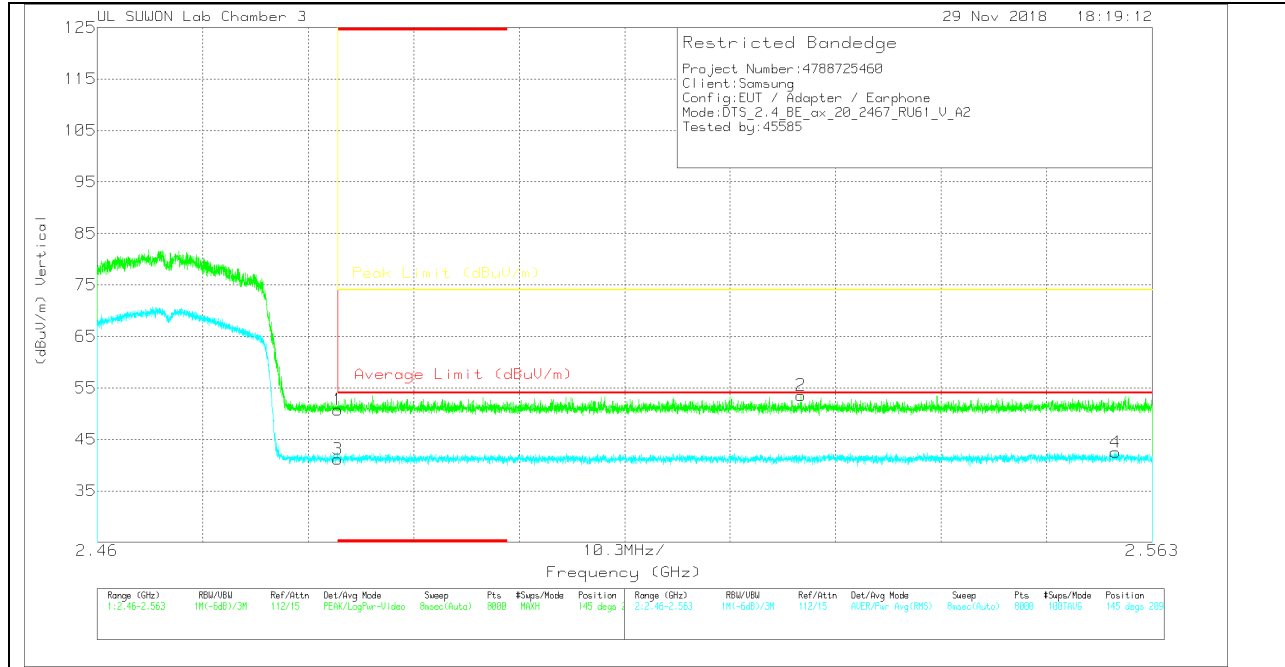
Marker	Frequency (GHz)	Meter Reading (dBuV)	Det	3117_00205959	10dB[dB]	DC Corr (dB)	Corrected Reading (dBuV/m)	Average Limit (dBuV/m)	Margin (dB)	Peak Limit (dBuV/m)	PK Margin (dB)	Azimuth (Degs)	Height (cm)	Polarity
1	* 2.484	42.13	Pk	31.9	-23.2	0	50.83	-	-	74	-23.17	330	159	H
2	2.508	45.14	Pk	32	-23.3	0	53.84	-	-	74	-20.16	330	159	H
3	* 2.484	32.45	RMS	31.9	-23.2	.44	41.59	54	-12.41	-	-	330	159	H
4	2.56	33.21	RMS	32	-23.1	.44	42.55	54	-11.45	-	-	330	159	H

* - indicates frequency in CFR47 Pt 15 / IC RSS-Restricted Band

Pk - Peak detector

RMS - RMS detection

VERTICAL PEAK AND AVERAGE PLOT



VERTICAL DATA

Trace Markers

Marker	Frequency (GHz)	Meter Reading (dBuV)	Det	3117_00209559	10dB(dB)	DC Corr (dB)	Corrected Reading (dBuV/m)	Average Limit (dBuV/m)	Margin (dB)	Peak Limit (dBuV/m)	PK Margin (dB)	Azimuth (Degs)	Height (cm)	Polarity
1	* 2.484	42.06	Pk	31.9	-23.2	0	50.76	-	-	74	-23.24	145	209	V
2	2.529	44.63	Pk	32	-23.1	0	53.53	-	-	74	-20.47	145	209	V
3	* 2.484	31.99	RMS	31.9	-23.2	.44	41.13	54	-12.87	-	-	145	209	V
4	2.559	33.18	RMS	32	-23.1	.44	42.52	54	-11.48	-	-	145	209	V

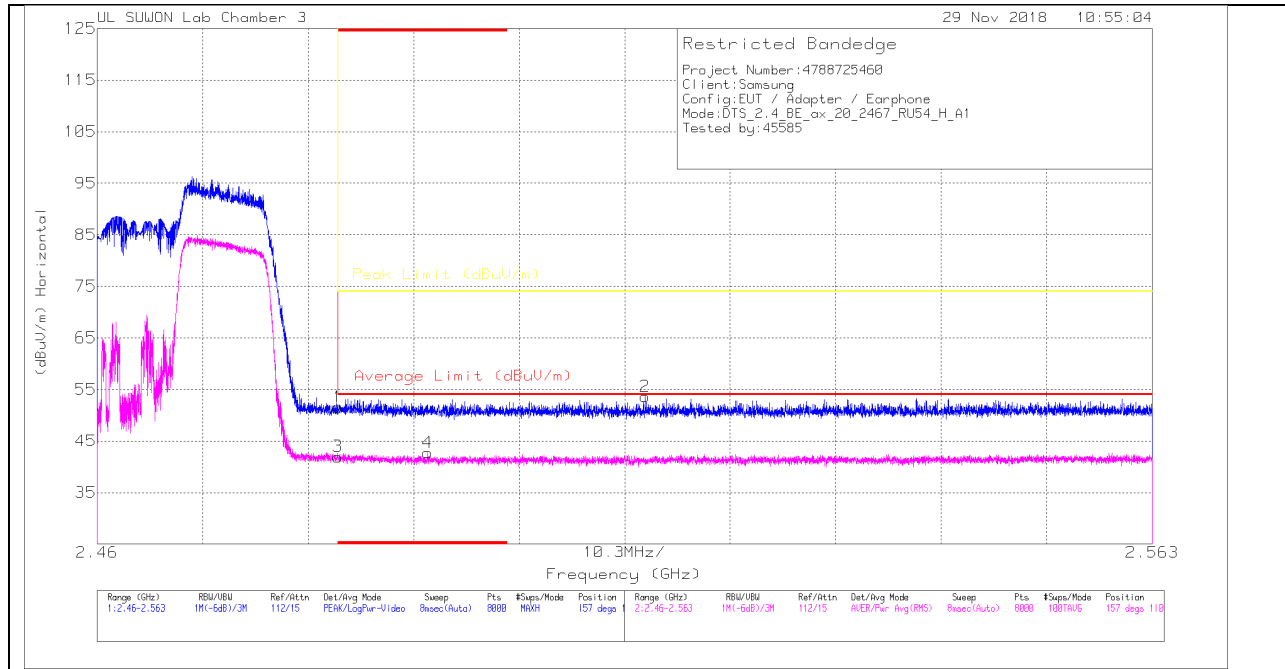
* - indicates frequency in CFR47 Pt 15 / IC RSS-Restricted Band

Pk - Peak detector

RMS - RMS detection

106T RU mode (ANT_1 / RU offset 54)

HORIZONTAL PEAK AND AVERAGE PLOT



HORIZONTAL DATA

Trace Markers

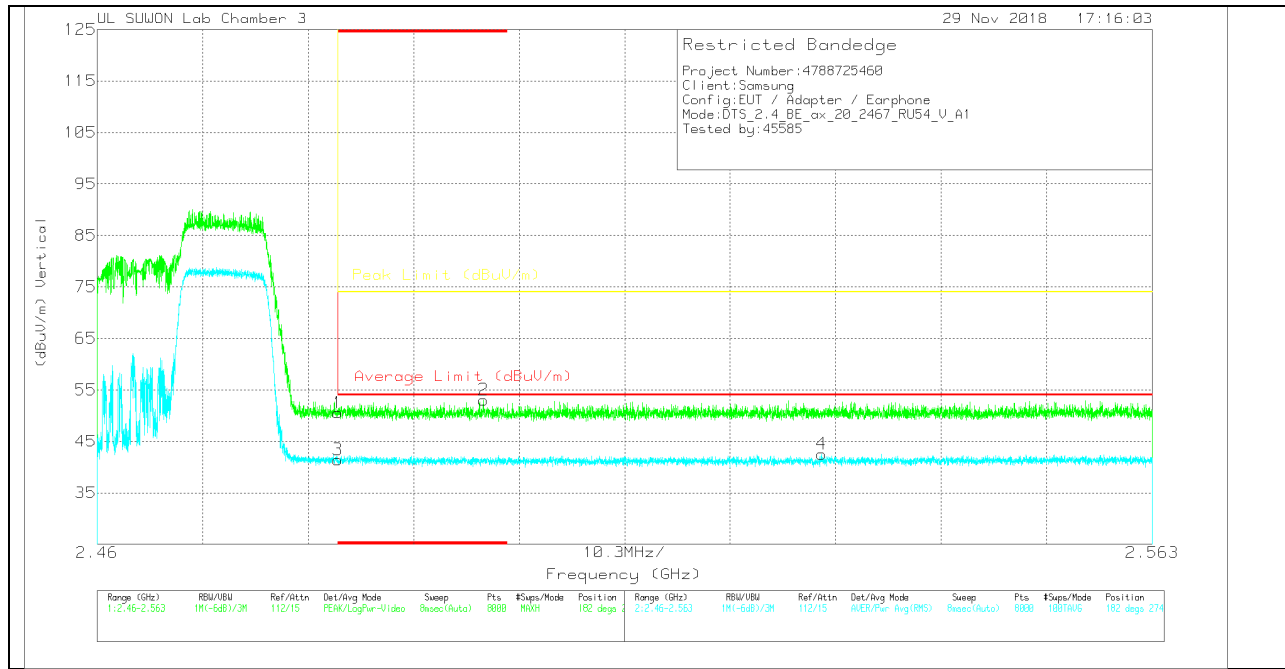
Marker	Frequency (GHz)	Meter Reading (dBuV)	Det	3117_00209599	10dB(dB)	DC Corr (dB)	Corrected Reading (dBuV/m)	Average Limit (dBuV/m)	Margin (dB)	Peak Limit (dBuV/m)	PK Margin (dB)	Azimuth (Degs)	Height (cm)	Polarity
1	* 2.484	42.81	Pk	31.9	-23.2	0	51.51	-	-	74	-22.49	157	110	H
2	2.514	44.81	Pk	32	-23.2	0	53.61	-	-	74	-20.39	157	110	H
3	* 2.484	32.81	RMS	31.9	-23.2	.45	41.96	54	-12.04	-	-	157	110	H
4	* 2.492	33.6	RMS	31.9	-23.2	.45	42.75	54	-11.25	-	-	157	110	H

* - indicates frequency in CFR47 Pt 15 / IC RSS-Restricted Band

Pk - Peak detector

RMS - RMS detection

VERTICAL PEAK AND AVERAGE PLOT



VERTICAL DATA

Trace Markers

Marker	Frequency (GHz)	Meter Reading (dBuV)	Det	3117_00205959	10dB(dB)	DC Corr (dB)	Corrected Reading (dBuV/m)	Average Limit (dBuV/m)	Margin (dB)	Peak Limit (dBuV/m)	PK Margin (dB)	Asimuth (Degs)	Height (cm)	Polarity
1	* 2.484	41.88	Pk	31.9	-23.2	0	50.58	-	-	74	-23.42	182	274	V
2	* 2.498	44.34	Pk	31.9	-23.2	0	53.04	-	-	74	-20.96	182	274	V
3	* 2.484	32.29	RMS	31.9	-23.2	.45	41.44	54	-12.56	-	-	182	274	V
4	2.531	33.2	RMS	32	-23.1	.45	42.55	54	-11.45	-	-	182	274	V

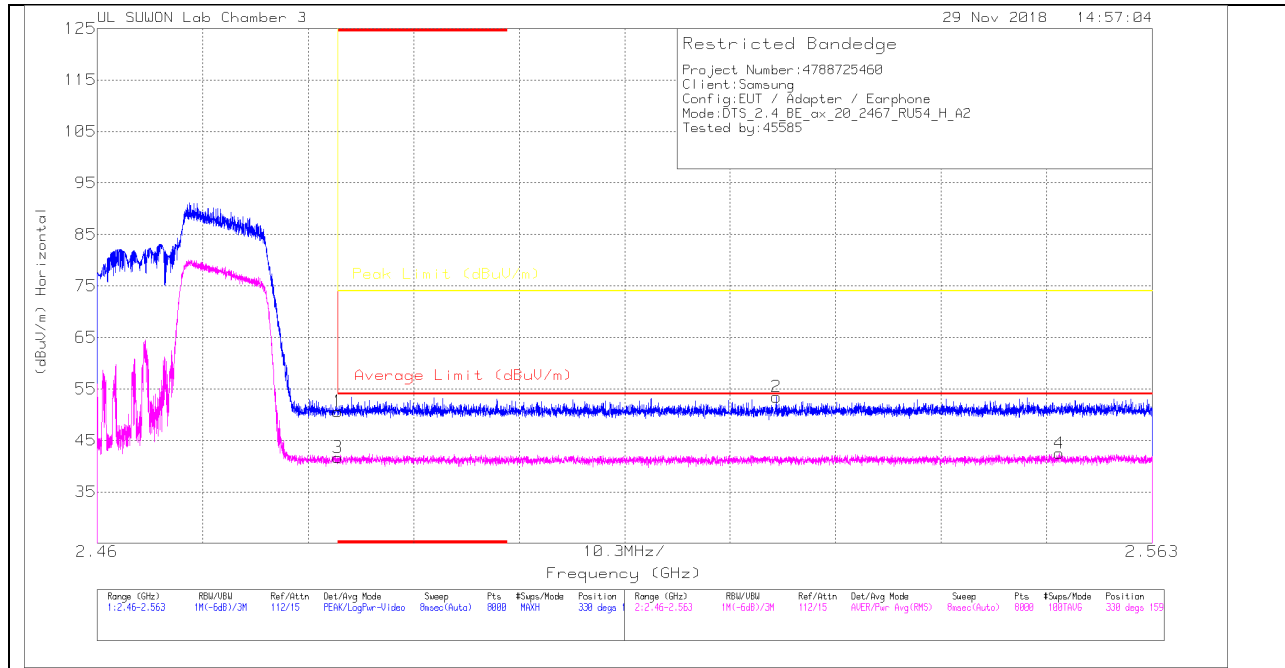
* - indicates frequency in CFR47 Pt 15 / IC RSS-Restricted Band

Pk - Peak detector

RMS - RMS detection

106T RU mode (ANT_2 / RU offset 54)

HORIZONTAL PEAK AND AVERAGE PLOT



HORIZONTAL DATA

Trace Markers

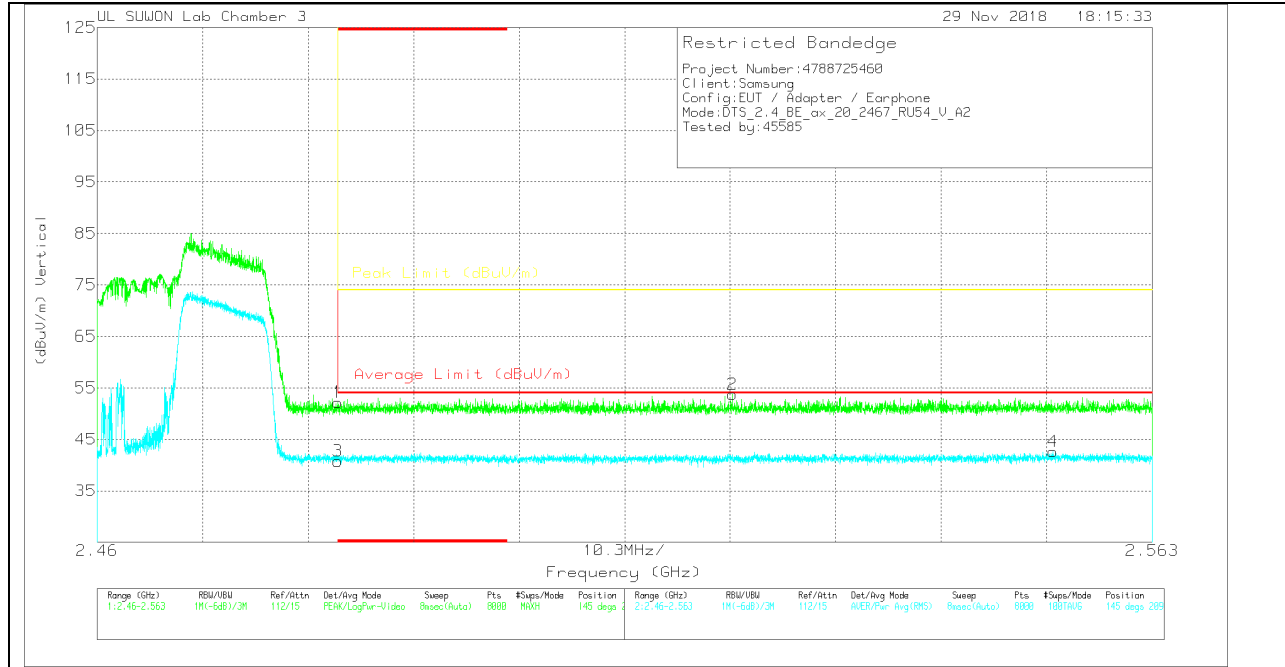
Marker	Frequency (GHz)	Meter Reading (dBuV)	Det	3117_00205959	10dB[dB]	DC Corr (dB)	Corrected Reading (dBuV/m)	Average Limit (dBuV/m)	Margin (dB)	Peak Limit (dBuV/m)	PK Margin (dB)	Azimuth (Degs)	Height (cm)	Polarity
1	* 2.484	41.9	Pk	31.9	-23.2	0	50.6	-	-	74	-23.4	330	159	H
2	2.526	44.76	Pk	32	-23.3	0	53.46	-	-	74	-20.54	330	159	H
3	* 2.484	32.53	RMS	31.9	-23.2	.45	41.68	54	-12.32	-	-	330	159	H
4	2.554	33.03	RMS	32	-23	.45	42.48	54	-11.52	-	-	330	159	H

* - indicates frequency in CFR47 Pt 15 / IC RSS-Restricted Band

Pk - Peak detector

RMS - RMS detection

VERTICAL PEAK AND AVERAGE PLOT



VERTICAL DATA

Trace Markers

Marker	Frequency (GHz)	Meter Reading (dBuV)	Det	3117_00209559	10dB(dB)	DC Corr (dB)	Corrected Reading (dBuV/m)	Average Limit (dBuV/m)	Margin (dB)	Peak Limit (dBuV/m)	PK Margin (dB)	Azimuth (Degs)	Height (cm)	Polarity
1	* 2.484	43.48	Pk	31.9	-23.2	0	52.18	-	-	74	-21.82	145	209	V
2	2.522	44.86	Pk	32	-23.1	0	53.76	-	-	74	-20.24	145	209	V
3	* 2.484	31.61	RMS	31.9	-23.2	.45	40.76	54	-13.24	-	-	145	209	V
4	2.553	33.25	RMS	32	-23.1	.45	42.6	54	-11.4	-	-	145	209	V

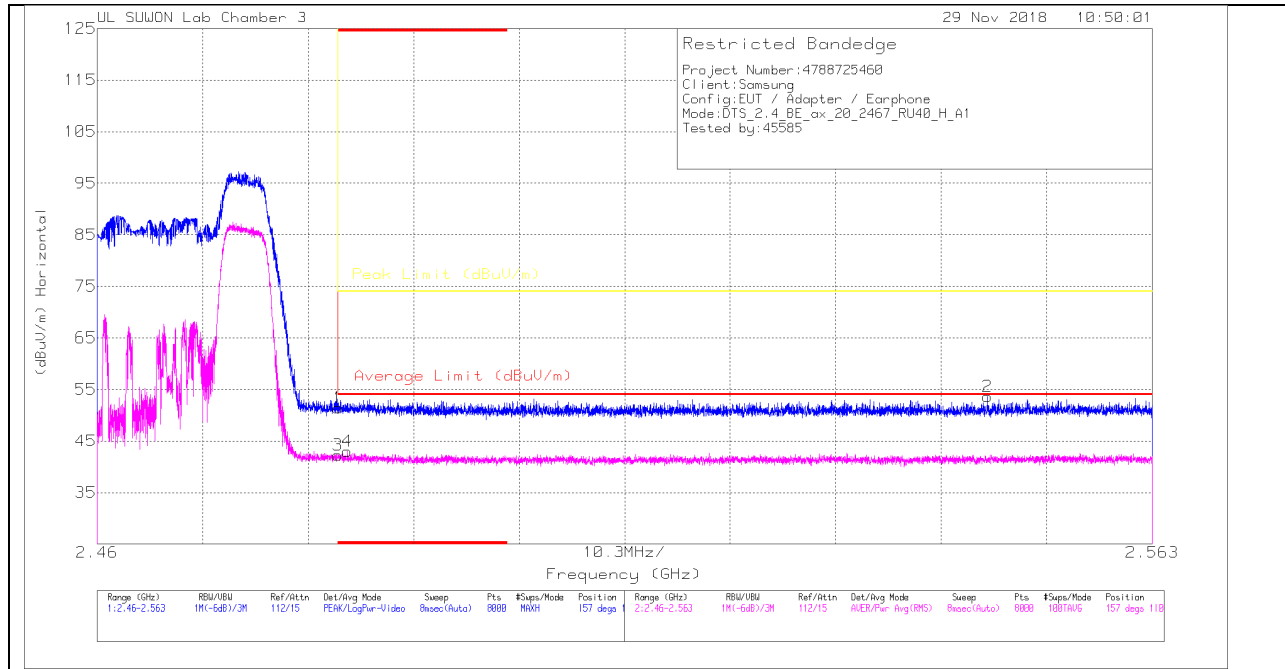
* - indicates frequency in CFR47 Pt 15 / IC RSS-Restricted Band

Pk - Peak detector

RMS - RMS detection

52T RU mode (ANT_1 / RU offset 40)

HORIZONTAL PEAK AND AVERAGE PLOT



HORIZONTAL DATA

Trace Markers

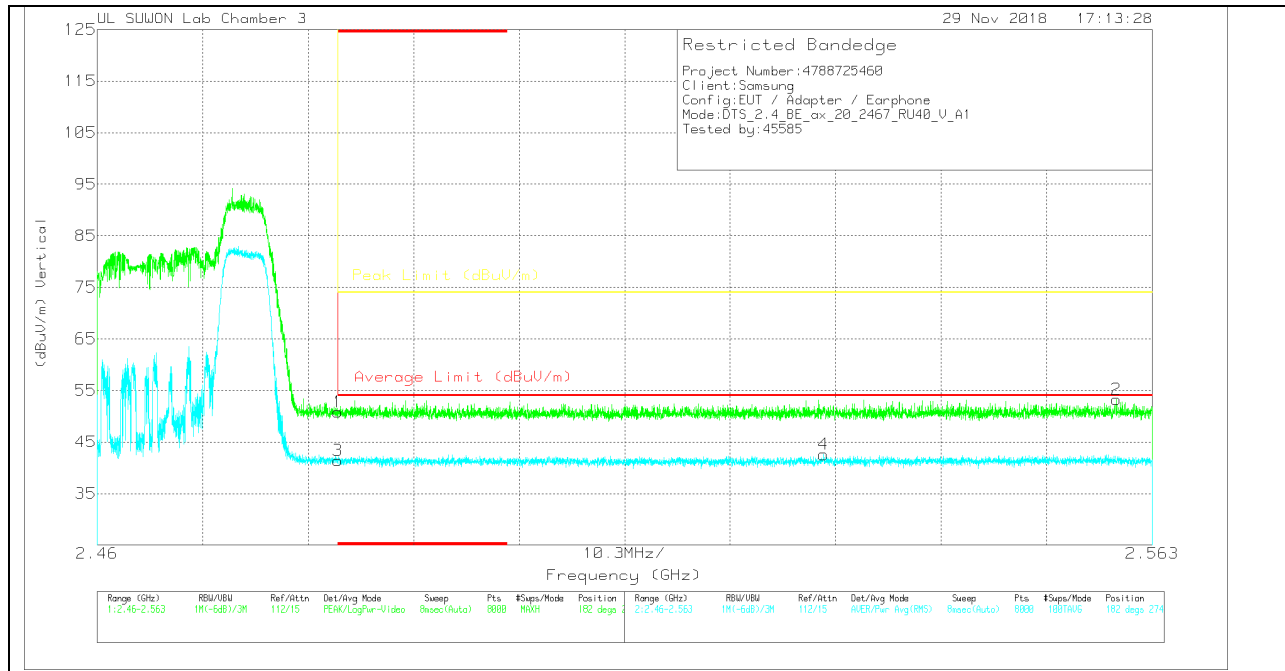
Marker	Frequency (GHz)	Meter Reading (dBuV)	Det	3117_00209959	10dB(dB)	DC Corr (dB)	Corrected Reading (dBuV/m)	Average Limit (dBuV/m)	Margin (dB)	Peak Limit (dBuV/m)	PK Margin (dB)	Azimuth (Degs)	Height (cm)	Polarity
1	* 2.484	42.72	Pk	31.9	-23.2	0	51.42	-	-	74	-22.58	157	110	H
2	2.547	44.71	Pk	32	-23.1	0	53.61	-	-	74	-20.39	157	110	H
3	* 2.484	33.05	RMS	31.9	-23.2	.48	42.23	54	-11.77	-	-	157	110	H
4	* 2.484	33.8	RMS	31.9	-23.2	.48	42.98	54	-11.02	-	-	157	110	H

* - indicates frequency in CFR47 Pt 15 / IC RSS-Restricted Band

Pk - Peak detector

RMS - RMS detection

VERTICAL PEAK AND AVERAGE PLOT



VERTICAL DATA

Trace Markers

Marker	Frequency (GHz)	Meter Reading (dBuV)	Det	3117_00209959	10dB(dB)	DC Corr (dB)	Corrected Reading (dBuV/m)	Average Limit (dBuV/m)	Margin (dB)	Peak Limit (dBuV/m)	PK Margin (dB)	Asimuth (Degs)	Height (cm)	Polarity
1	* 2.484	42.12	Pk		-23.2	0	50.82	-	-	74	-23.18	182	274	V
2	2.56	44.36	Pk		-23.1	0	53.26	-	-	74	-20.74	182	274	V
3	* 2.484	32.23	RMS		-23.2	-48	41.41	54	-12.59	-	-	182	274	V
4	2.531	33.21	RMS		-23.1	-48	42.59	54	-11.41	-	-	182	274	V

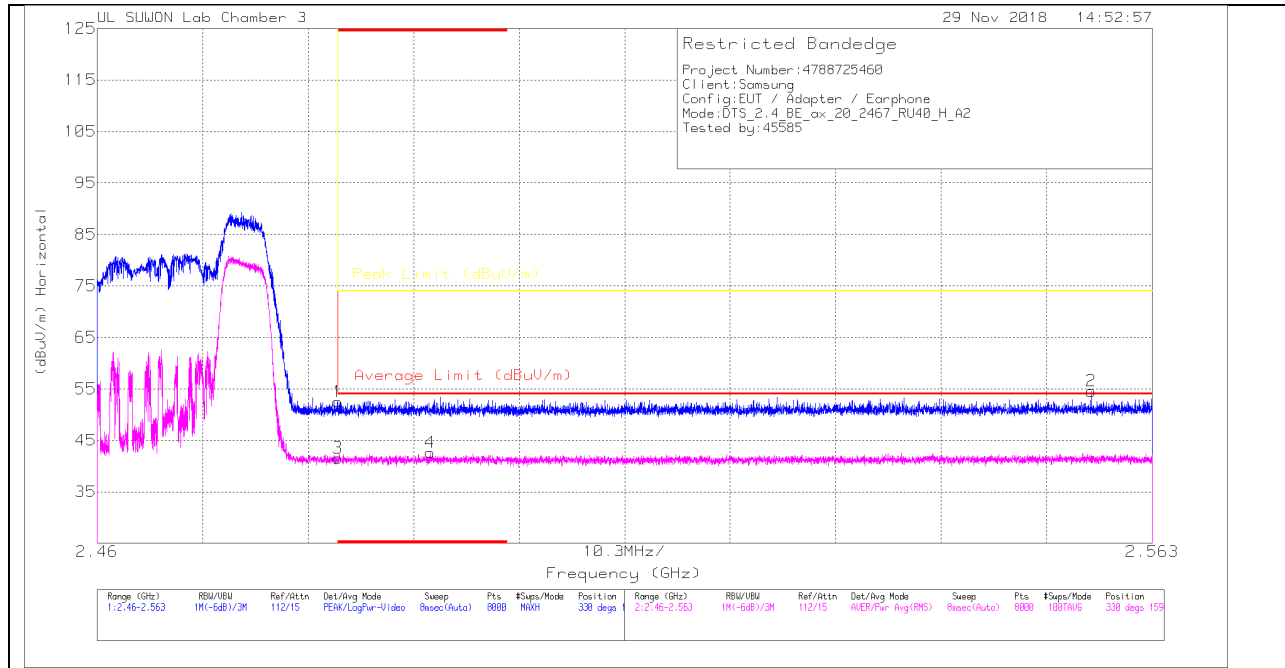
* - indicates frequency in CFR47 Pt 15 / IC RSS-Restricted Band

Pk - Peak detector

RMS - RMS detection

52T RU mode (ANT_2 / RU offset 40)

HORIZONTAL PEAK AND AVERAGE PLOT



HORIZONTAL DATA

Trace Markers

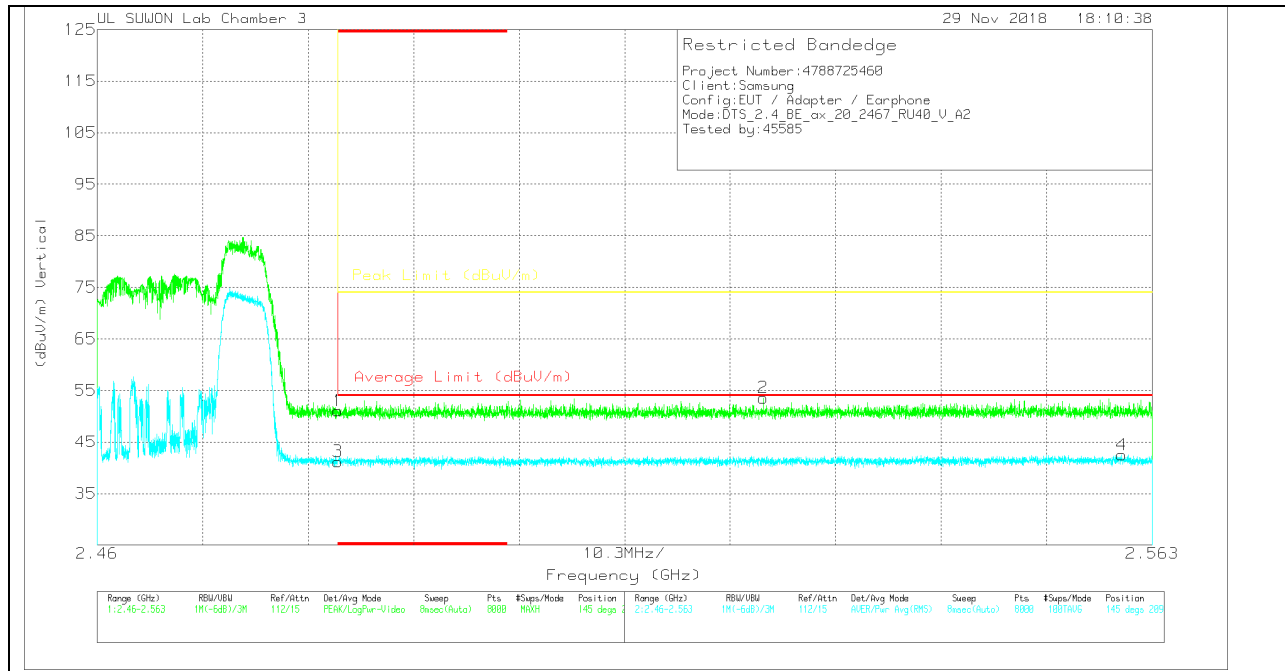
Marker	Frequency (GHz)	Meter Reading (dBuV)	Det	3117_00205959	10dB[dB]	DC Corr (dB)	Corrected Reading (dBuV/m)	Average Limit (dBuV/m)	Margin (dB)	Peak Limit (dBuV/m)	PK Margin (dB)	Azimuth (Degs)	Height (cm)	Polarity
1	* 2.484	43.8	Pk	31.9	-23.2	0	52.5	-	-	74	-21.5	330	159	H
2	2.557	45.75	Pk	32	-23.2	0	54.55	-	-	74	-19.45	330	159	H
3	* 2.484	32.38	RMS	31.9	-23.2	.48	41.56	54	-12.44	-	-	330	159	H
4	* 2.493	33.43	RMS	31.9	-23.2	.48	42.61	54	-11.39	-	-	330	159	H

* - indicates frequency in CFR47 Pt 15 / IC RSS-Restricted Band

Pk - Peak detector

RMS - RMS detection

VERTICAL PEAK AND AVERAGE PLOT



VERTICAL DATA

Trace Markers

Marker	Frequency (GHz)	Meter Reading (dBuV)	Det	3117_00209959	10dB(dB)	DC Corr (dB)	Corrected Reading (dBuV/m)	Average Limit (dBuV/m)	Margin (dB)	Peak Limit (dBuV/m)	PK Margin (dB)	Asimuth (Degs)	Height (cm)	Polarity
1	* 2.484	42.36	Pk	31.9	-23.2	0	51.06	-	-	74	-22.94	145	209	V
2	2.525	44.67	Pk	32	-23.1	0	53.57	-	-	74	-20.43	145	209	V
3	* 2.484	32.02	RMS	31.9	-23.2	-48	41.2	54	-12.8	-	-	145	209	V
4	2.56	33.13	RMS	32	-23.1	-48	42.51	54	-11.49	-	-	145	209	V

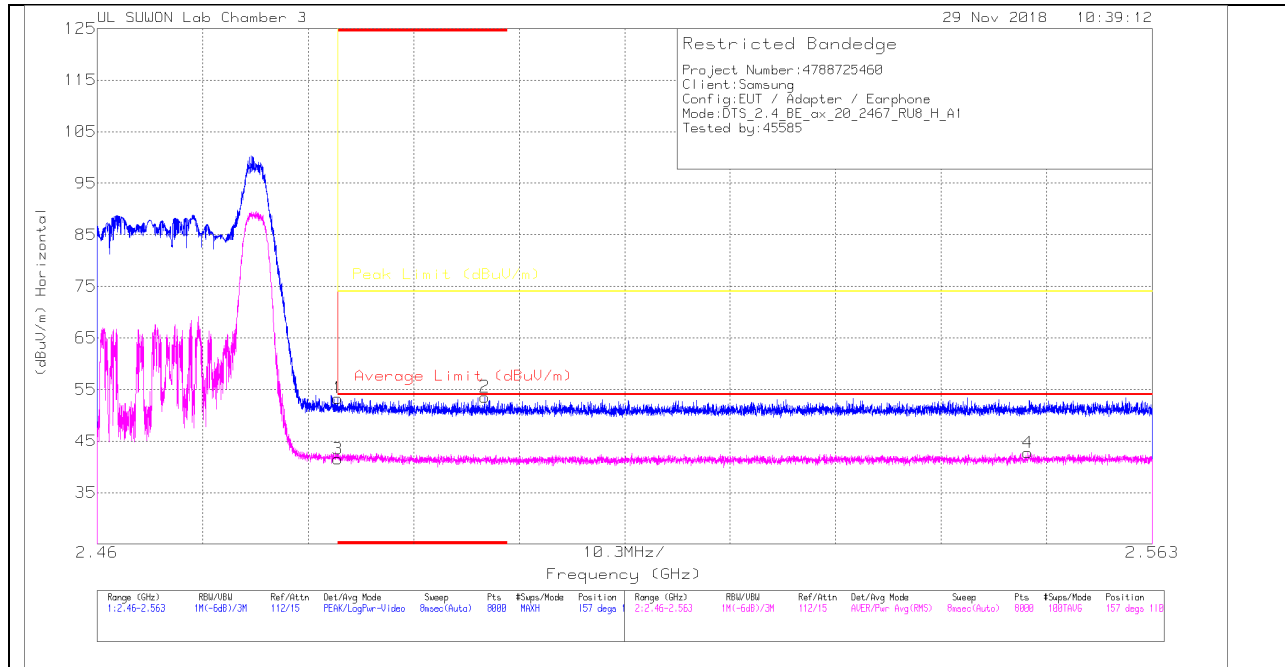
* - indicates frequency in CFR47 Pt 15 / IC RSS-Restricted Band

Pk - Peak detector

RMS - RMS detection

26T RU mode (ANT_1 / RU offset 8)

HORIZONTAL PEAK AND AVERAGE PLOT



HORIZONTAL DATA

Trace Markers

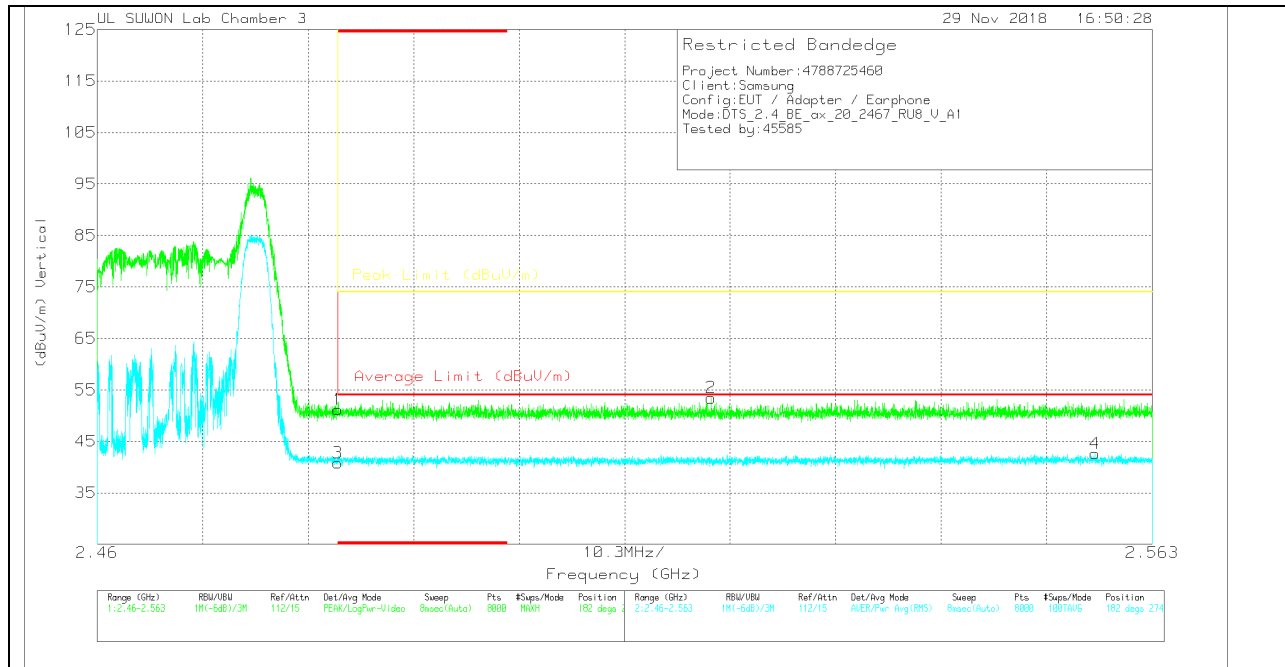
Marker	Frequency (GHz)	Meter Reading (dBuV)	Det	3117_00209959	10dB(dB)	DC Corr (dB)	Corrected Reading (dBuV/m)	Average Limit (dBuV/m)	Margin (dB)	Peak Limit (dBuV/m)	PK Margin (dB)	Azimuth (Degs)	Height (cm)	Polarity
1	* 2.484	44.62	Pk	31.9	-23.2	0	53.32	-	-	74	-20.68	157	110	H
2	* 2.498	44.85	Pk	31.9	-23.2	0	53.55	-	-	74	-20.45	157	110	H
3	* 2.484	32.34	RMS	31.9	-23.2	.49	41.53	54	-12.47	-	-	157	110	H
4	2.551	33.33	RMS	32	-23.1	.49	42.72	54	-11.28	-	-	157	110	H

* - indicates frequency in CFR47 Pt 15 / IC RSS-Restricted Band

Pk - Peak detector

RMS - RMS detection

VERTICAL PEAK AND AVERAGE PLOT



VERTICAL DATA

Trace Markers

Marker	Frequency (GHz)	Meter Reading (dBuV)	Det	3117_00205959	10dB(dB)	DC Corr (dB)	Corrected Reading (dBuV/m)	Average Limit (dBuV/m)	Margin (dB)	Peak Limit (dBuV/m)	PK Margin (dB)	Asimuth (Degs)	Height (cm)	Polarity
1	* 2.484	42.47	Pk	31.9	-23.2	0	51.17	-	-	74	-22.83	182	274	V
2	2.52	44.66	Pk	32	-23.2	0	53.46	-	-	74	-20.54	182	274	V
3	* 2.484	31.58	RMS	31.9	-23.2	.49	40.77	54	-13.23	-	-	182	274	V
4	2.557	33.33	RMS	32	-23.2	.49	42.62	54	-11.38	-	-	182	274	V

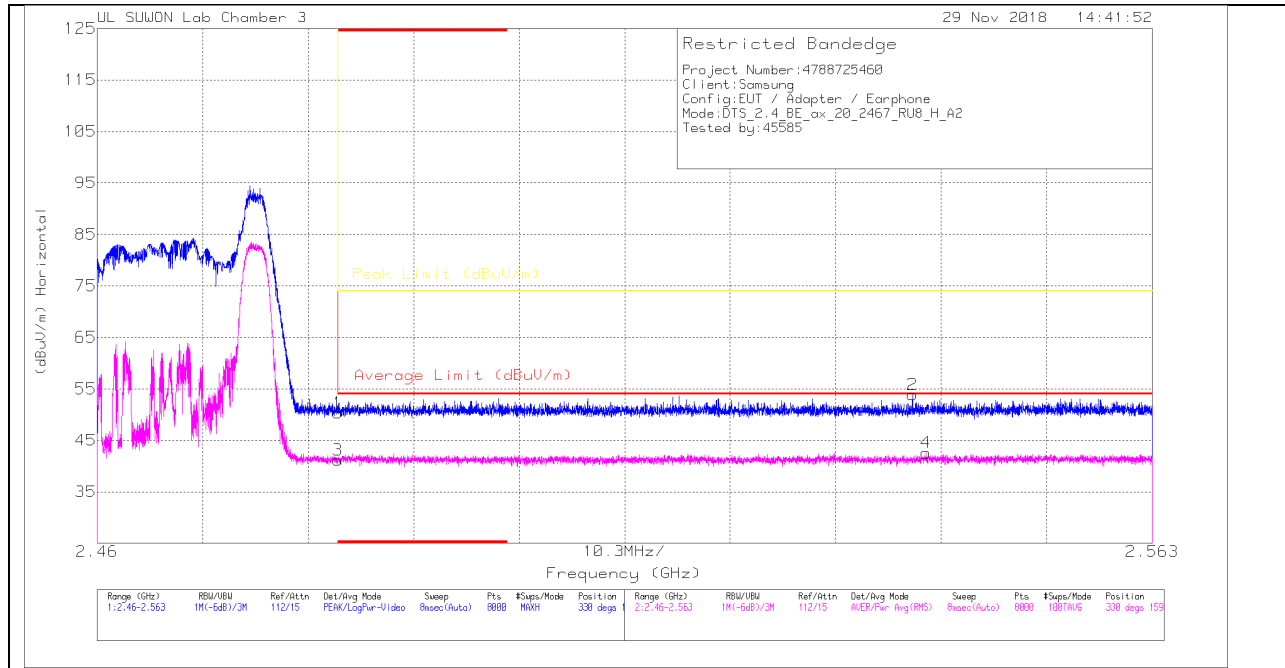
* - indicates frequency in CFR47 Pt 15 / IC RSS-Restricted Band

Pk - Peak detector

RMS - RMS detection

26T RU mode (ANT_2 / RU offset 8)

HORIZONTAL PEAK AND AVERAGE PLOT



HORIZONTAL DATA

Trace Markers

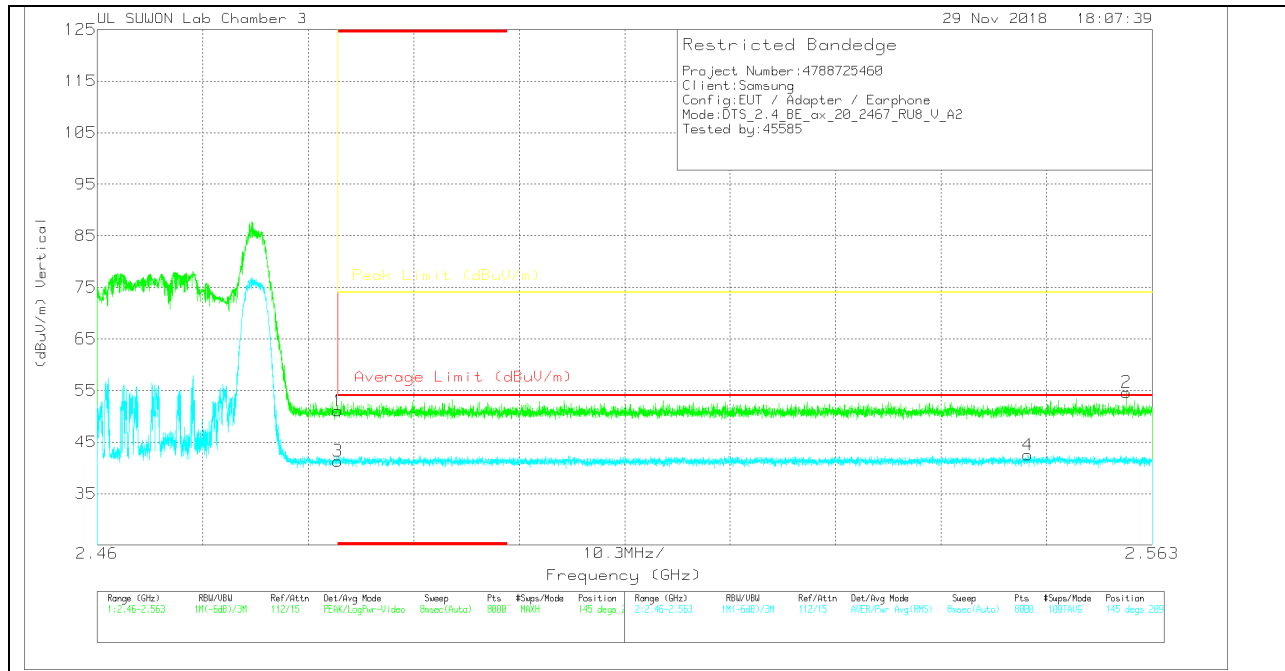
Marker	Frequency (GHz)	Meter Reading (dBuV)	Det	3117_00205959	10dB[dB]	DC Corr (dB)	Corrected Reading (dBuV/m)	Average Limit (dBuV/m)	Margin (dB)	Peak Limit (dBuV/m)	PK Margin (dB)	Azimuth (Degs)	Height (cm)	Polarity
1	* 2.484	41.62	Pk	31.9	-23.2	0	50.32	-	-	74	-23.68	330	159	H
2	2.54	45.06	Pk	32	-23.2	0	53.86	-	-	74	-20.14	330	159	H
3	* 2.484	31.98	RMS	31.9	-23.2	.49	41.17	54	-12.83	-	-	330	159	H
4	2.541	33.1	RMS	32	-23	.49	42.59	54	-11.41	-	-	330	159	H

* - indicates frequency in CFR47 Pt 15 / IC RSS-Restricted Band

Pk - Peak detector

RMS - RMS detection

VERTICAL PEAK AND AVERAGE PLOT



VERTICAL DATA

Trace Markers

Marker	Frequency (GHz)	Meter Reading (dBuV)	Det	3117_00209959	10dB(dB)	DC Corr (dB)	Corrected Reading (dBuV/m)	Average Limit (dBuV/m)	Margin (dB)	Peak Limit (dBuV/m)	PK Margin (dB)	Asimuth (Degs)	Height (cm)	Polarity
1	* 2.484	42.34	Pk	31.9	-23.2	0	51.04	-	-	74	-22.96	145	209	V
2	2.56	45.74	PK	32	-23.1	0	54.64	-	-	74	-19.36	145	209	V
3	* 2.484	32.12	RMS	31.9	-23.2	-49	41.31	54	-12.69	-	-	145	209	V
4	2.551	33.09	RMS	32	-23.1	-49	42.48	54	-11.52	-	-	145	209	V

* - indicates frequency in CFR47 Pt 15 / IC RSS-Restricted Band

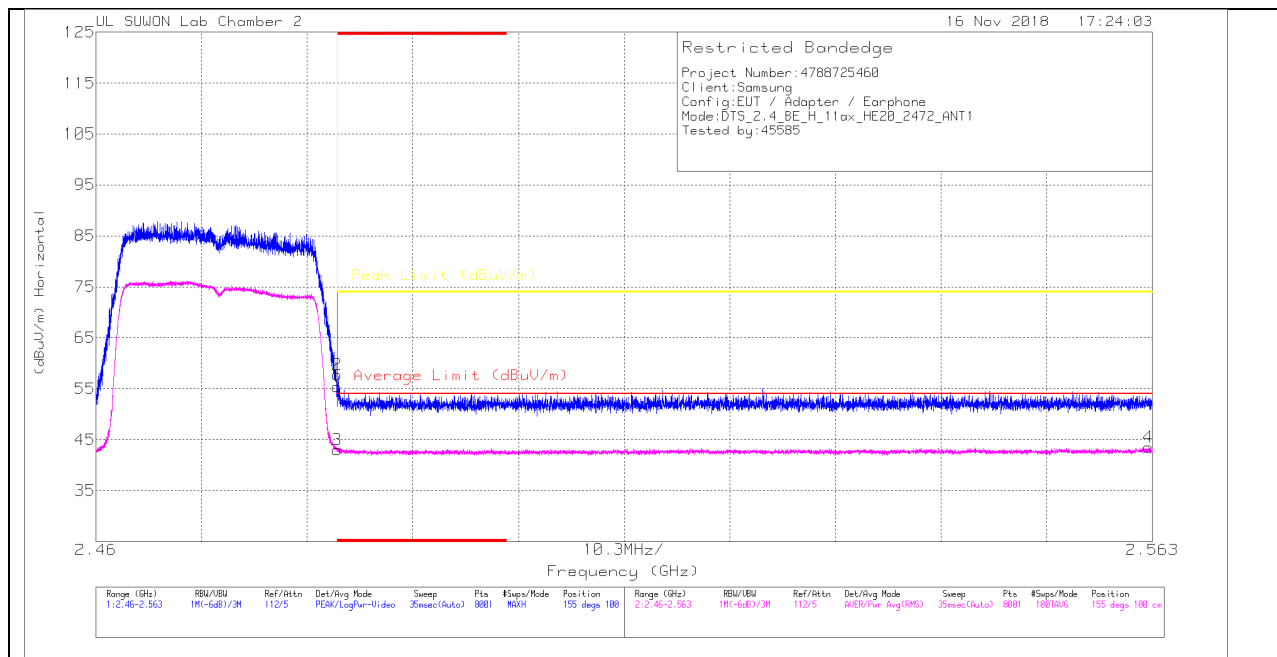
Pk - Peak detector

RMS - RMS detection

AUTHORIZED BANDEDGE (13 CHANNEL)

242T RU mode (ANT_1 / RU offset 61)

HORIZONTAL PEAK AND AVERAGE PLOT



HORIZONTAL DATA

Trace Markers

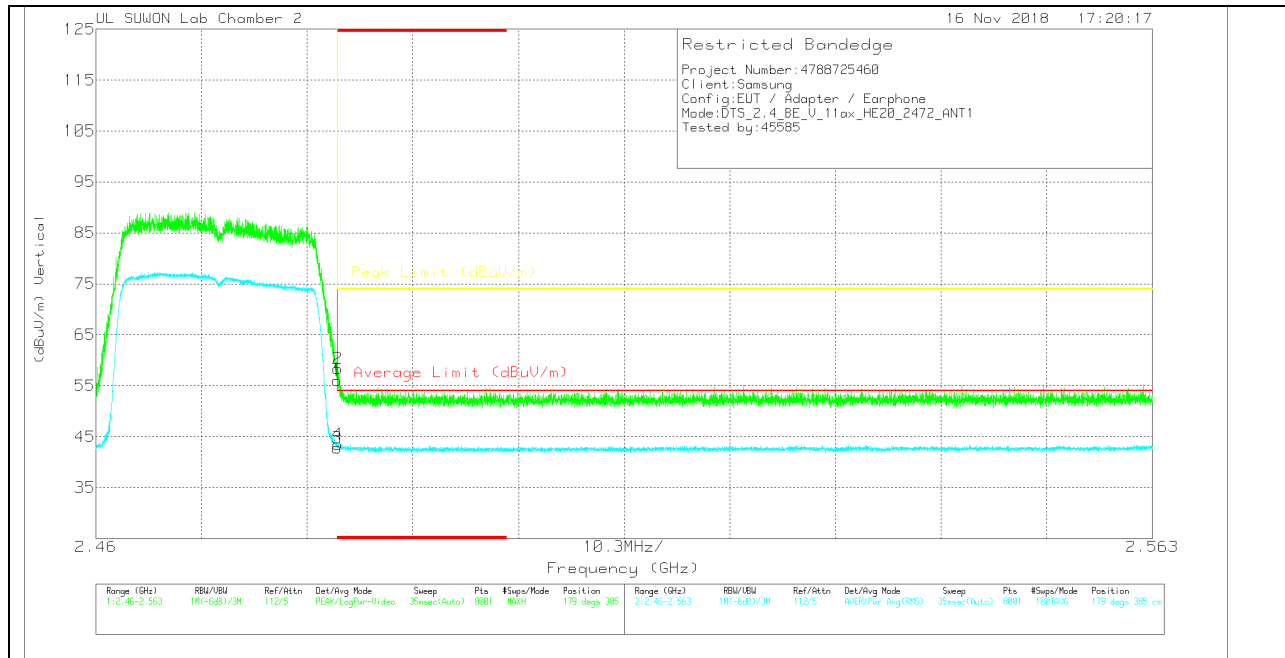
Marker	Frequency (GHz)	Meter Reading (dBuV)	Det	3117_00168724	10dB(dB)	DC Corr (dB)	Corrected Reading (dBuV/m)	Average Limit (dBuV/m)	Margin (dB)	Peak Limit (dBuV/m)	PK Margin (dB)	Azimuth (Degs)	Height (cm)	Polarity
1	* 2.484	44.13	Pk	31.9	-20.6	0	55.43	-	-	74	-18.57	155	100	H
2	* 2.484	46.43	Pk	31.9	-20.6	0	57.73	-	-	74	-16.27	155	100	H
3	* 2.484	31.32	RMS	31.9	-20.6	.44	43.06	54	-10.94	-	-	155	100	H
4	2.563	31.39	RMS	32	-20.3	.44	43.53	54	-10.47	-	-	155	100	H

* - indicates frequency in CFR47 Pt 15 / IC RSS-Restricted Band

Pk - Peak detector

RMS - RMS detection

VERTICAL PEAK AND AVERAGE PLOT



VERTICAL DATA

Trace Markers

Marker	Frequency (GHz)	Meter Reading (dBuV)	Det	3117_00168724	10dB[dB]	DC Corr (dB)	Corrected Reading (dBuV/m)	Average Limit (dBuV/m)	Margin (dB)	Peak Limit (dBuV/m)	PK Margin (dB)	Azimuth (Degs)	Height (cm)	Polarity
1	* 2.484	44.71	PK	31.9	-20.6	0	56.01	-	-	74	-17.99	179	385	V
2	* 2.484	47.1	PK	31.9	-20.6	0	58.4	-	-	74	-15.6	179	385	V
3	* 2.484	31.03	RMS	31.9	-20.6	.44	42.77	54	-11.23	-	-	179	385	V
4	* 2.484	31.75	RMS	31.9	-20.6	.44	43.49	54	-10.51	-	-	179	385	V

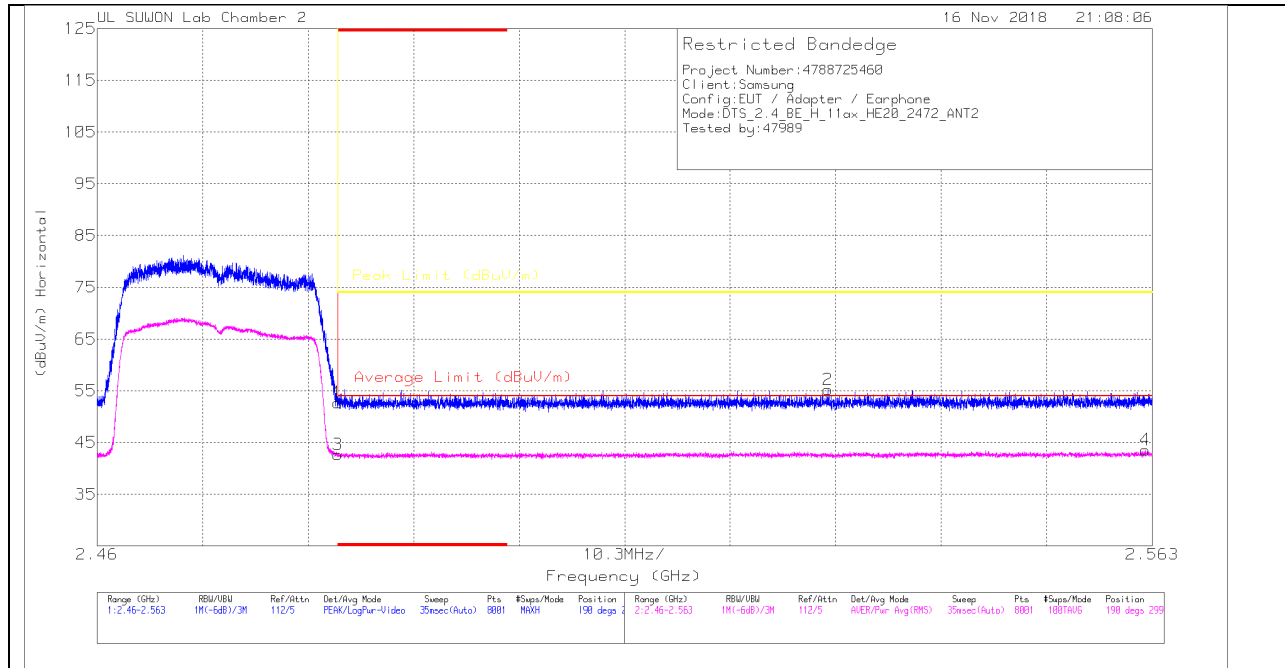
* - indicates frequency in CFR47 Pt 15 / IC RSS-Restricted Band

PK - Peak detector

RMS - RMS detection

242T RU mode (ANT_2 / RU offset 61)

HORIZONTAL PEAK AND AVERAGE PLOT



HORIZONTAL DATA

Trace Markers

Marker	Frequency (GHz)	Meter Reading (dBuV)	Det	3117_00168724	10dB[dB]	DC Corr (dB)	Corrected Reading (dBuV/m)	Average Limit (dBuV/m)	Margin (dB)	Peak Limit (dBuV/m)	PK Margin (dB)	Azimuth (Degs)	Height (cm)	Polarity
1	* 2.484	41.42	Pk	31.9	-20.6	0	52.72	-	-	74	-21.28	190	299	H
2	2.531	43.82	Pk	32	-20.6	0	55.22	-	-	74	-18.78	190	299	H
3	* 2.484	30.95	RMS	31.9	-20.6	.44	42.69	54	-11.31	-	-	190	299	H
4	2.562	31.43	RMS	32	-20.3	.44	43.57	54	-10.43	-	-	190	299	H

* - indicates frequency in CFR47 Pt 15 / IC RSS-Restricted Band

Pk - Peak detector

RMS - RMS detection

VERTICAL PEAK AND AVERAGE PLOT



VERTICAL DATA

Trace Markers

Marker	Frequency (GHz)	Meter Reading (dBuV)	Det	3117_00168724	10dB(dB)	DC Corr (dB)	Corrected Reading (dBuV/m)	Average Limit (dBuV/m)	Margin (dB)	Peak Limit (dBuV/m)	PK Margin (dB)	Azimuth (Degs)	Height (cm)	Polarity
1	* 2.484	41.68	Pk	31.9	-20.6	0	52.98	-	-	74	-21.02	147	221	V
2	2.551	44.03	Pk	32	-20.5	0	55.53	-	-	74	-18.47	147	221	V
3	* 2.484	30.95	RMS	31.9	-20.6	.44	42.69	54	-11.31	-	-	147	221	V
4	2.562	31.29	RMS	32	-20.3	.44	43.43	54	-10.57	-	-	147	221	V

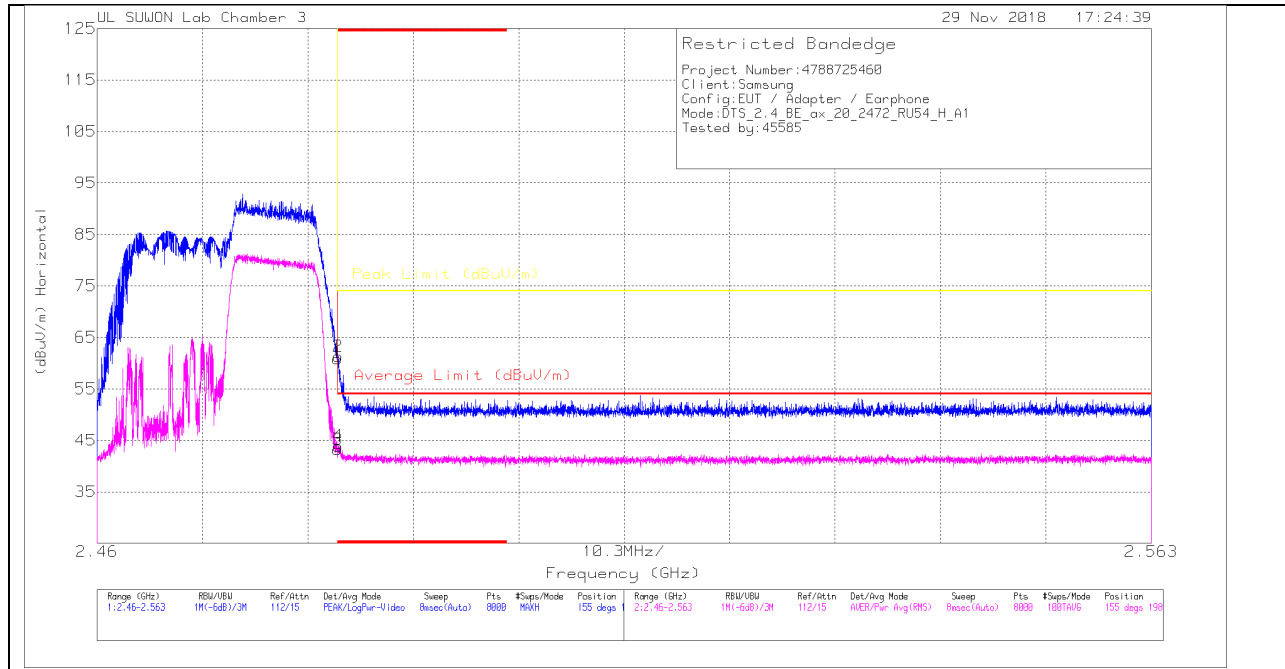
* - indicates frequency in CFR47 Pt 15 / IC RSS-Restricted Band

Pk - Peak detector

RMS - RMS detection

106T RU mode (ANT_1 / RU offset 54)

HORIZONTAL PEAK AND AVERAGE PLOT



HORIZONTAL DATA

Trace Markers

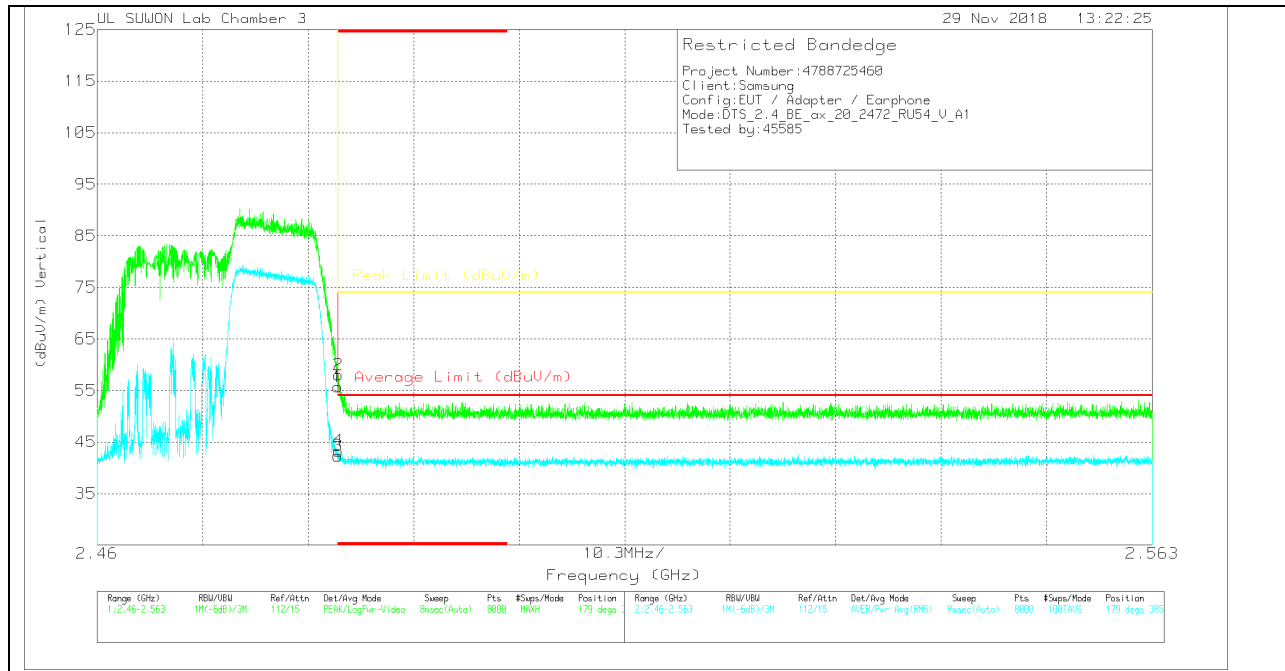
Marker	Frequency (GHz)	Meter Reading (dBuV)	Det	3117_00209999	10dB(dB)	DC Corr (dB)	Corrected Reading (dBuV/m)	Average Limit (dBuV/m)	Margin (dB)	Peak Limit (dBuV/m)	PK Margin (dB)	Azimuth (Degs)	Height (cm)	Polarity
1	* 2.484	52.15	Pk	31.9	-23.2	0	60.85	-	-	74	-13.15	155	198	H
2	* 2.484	52.6	Pk	31.9	-23.2	0	61.3	-	-	74	-12.7	155	198	H
3	* 2.484	34.06	RMS	31.9	-23.2	.45	43.21	54	-10.79	-	-	155	198	H
4	* 2.484	34.73	RMS	31.9	-23.2	.45	43.88	54	-10.12	-	-	155	198	H

* - indicates frequency in CFR47 Pt 15 / IC RSS-Restricted Band

Pk - Peak detector

RMS - RMS detection

VERTICAL PEAK AND AVERAGE PLOT



VERTICAL DATA

Trace Markers

Marker	Frequency (GHz)	Meter Reading (dBuV)	Det	3117_00209959	10dB(dB)	DC Corr (dB)	Corrected Reading (dBuV/m)	Average Limit (dBuV/m)	Margin (dB)	Peak Limit (dBuV/m)	PK Margin (dB)	Azimuth (Degs)	Height (cm)	Polarity	
1	* 2.484	47.02	Pk		31.9	-23.2	0	55.72	-	-	74	-18.28	179	385	V
2	* 2.484	49.32	Pk		31.9	-23.2	0	58.02	-	-	74	-15.98	179	385	V
3	* 2.484	33.2	RMS		31.9	-23.2	-45	42.35	54	-11.65	-	-	179	385	V
4	* 2.484	34.14	RMS		31.9	-23.2	-45	43.29	54	-10.71	-	-	179	385	V

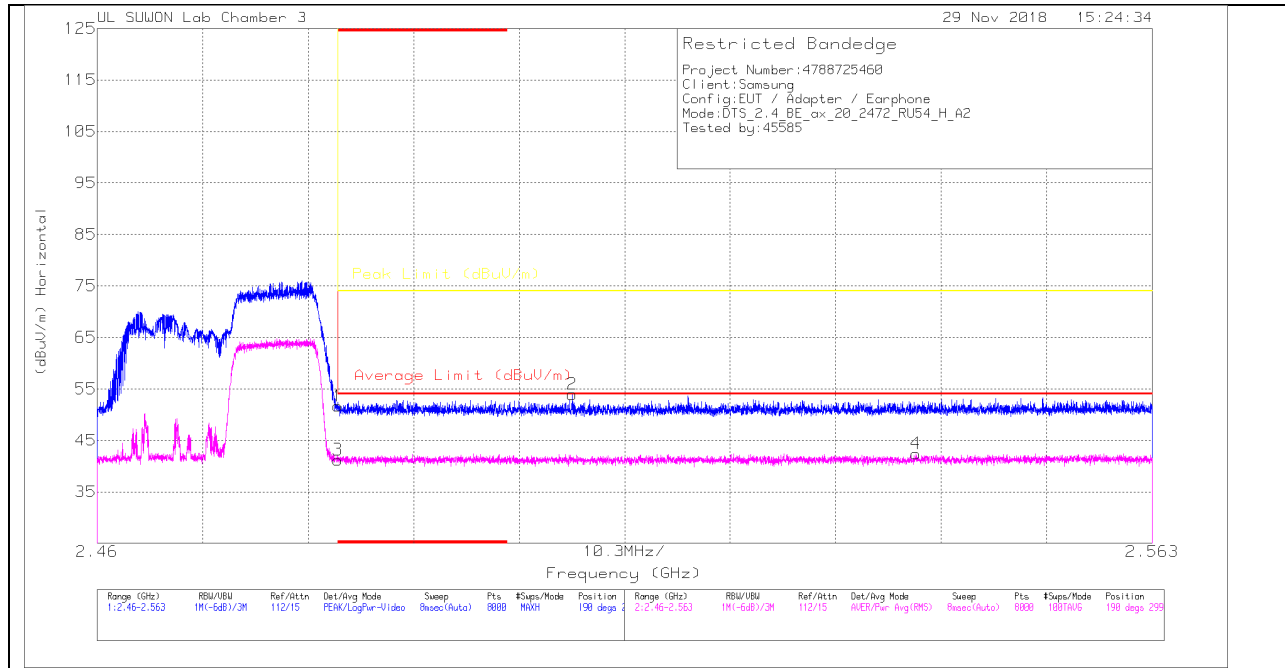
* - indicates frequency in CFR47 Pt 15 / IC RSS-Restricted Band

Pk - Peak detector

RMS - RMS detection

106T RU mode (ANT_2 / RU offset 54)

HORIZONTAL PEAK AND AVERAGE PLOT



HORIZONTAL DATA

Trace Markers

Marker	Frequency (GHz)	Meter Reading (dBuV)	Det	3117_00205959	10dB[dB]	DC Corr (dB)	Corrected Reading (dBuV/m)	Average Limit (dBuV/m)	Margin (dB)	Peak Limit (dBuV/m)	PK Margin (dB)	Azimuth (Degs)	Height (cm)	Polarity
1	* 2.484	42.95	Pk	31.9	-23.2	0	51.65	-	-	74	-22.35	190	299	H
2	2.506	45.14	Pk	32	-23.2	0	53.94	-	-	74	-20.06	190	299	H
3	* 2.484	32.05	RMS	31.9	-23.2	.45	41.2	54	-12.8	-	-	190	299	H
4	2.54	33.18	RMS	32	-23.2	.45	42.43	54	-11.57	-	-	190	299	H

* - indicates frequency in CFR47 Pt 15 / IC RSS-Restricted Band

Pk - Peak detector

RMS - RMS detection

VERTICAL PEAK AND AVERAGE PLOT



VERTICAL DATA

Trace Markers

Marker	Frequency (GHz)	Meter Reading (dBuV)	Det	3117_00209559	10dB(dB)	DC Corr (dB)	Corrected Reading (dBuV/m)	Average Limit (dBuV/m)	Margin (dB)	Peak Limit (dBuV/m)	PK Margin (dB)	Azimuth (Degs)	Height (cm)	Polarity
1	* 2.484	42.8	Pk	31.9	-23.2	0	51.5	-	-	74	-22.5	147	221	V
2	2.537	45.23	Pk	32	-23.1	0	54.13	-	-	74	-19.87	147	221	V
3	* 2.484	32.37	RMS	31.9	-23.2	.45	41.52	54	-12.48	-	-	147	221	V
4	2.525	33.14	RMS	32	-23.1	.45	42.49	54	-11.51	-	-	147	221	V

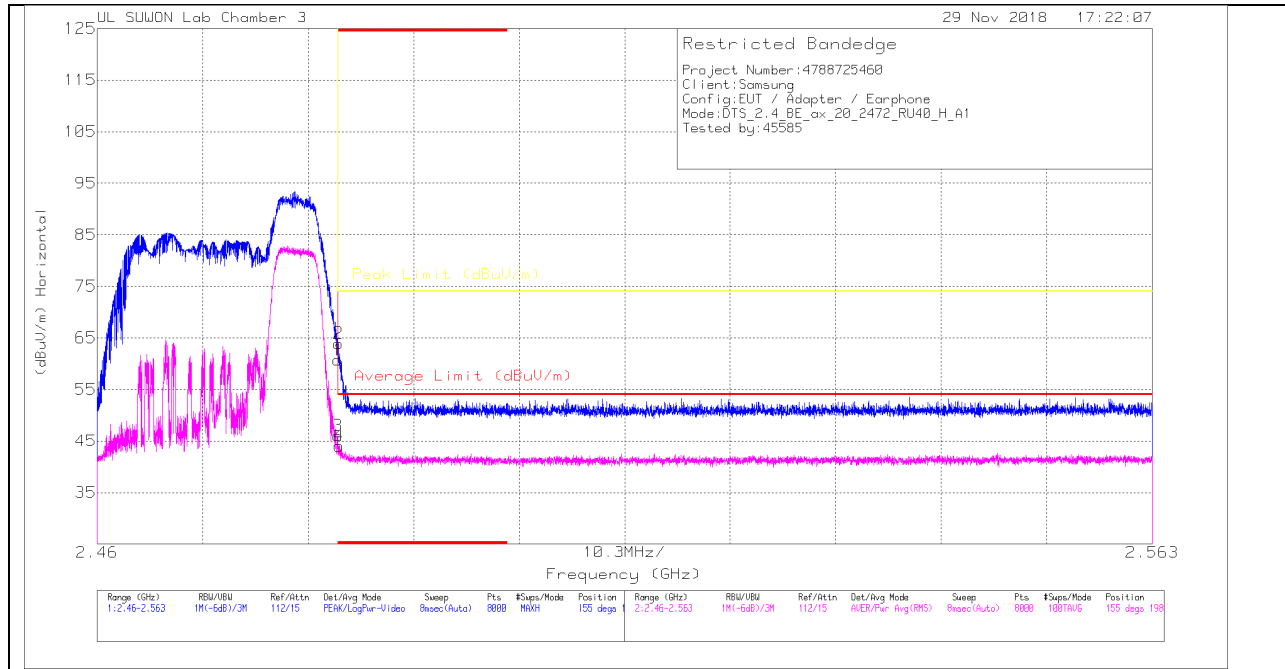
* - indicates frequency in CFR47 Pt 15 / IC RSS-Restricted Band

Pk - Peak detector

RMS - RMS detection

52T RU mode (ANT_1 / RU offset 40)

HORIZONTAL PEAK AND AVERAGE PLOT



HORIZONTAL DATA

Trace Markers

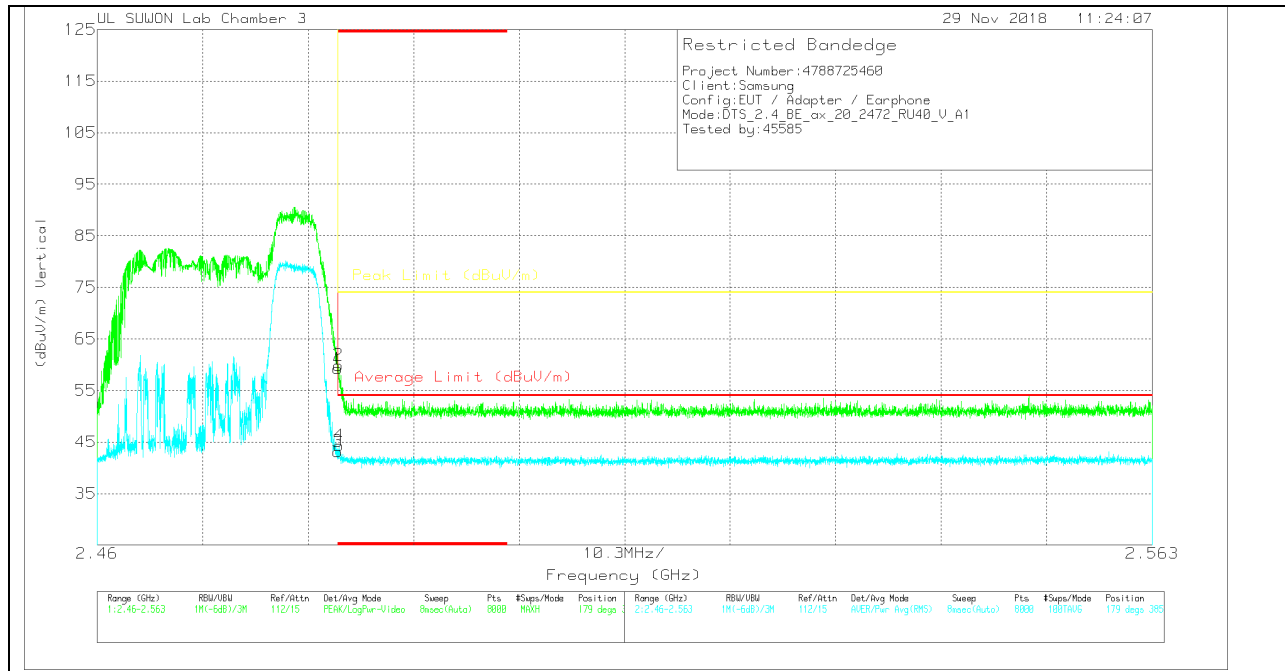
Marker	Frequency (GHz)	Meter Reading (dBuV)	Det	3117_00209959	10dB(dB)	DC Corr (dB)	Corrected Reading (dBuV/m)	Average Limit (dBuV/m)	Margin (dB)	Peak Limit (dBuV/m)	Pk Margin (dB)	Altitude (Degs)	Height (cm)	Polarity
1	* 2.484	52.02	Pk	31.9	-23.2	0	60.72	-	-	74	-13.28	155	198	H
2	* 2.484	55.21	Pk	31.9	-23.2	0	63.91	-	-	74	-10.09	155	198	H
3	* 2.484	36.84	RMS	31.9	-23.2	.48	46.02	54	-7.98	-	-	155	198	H
4	* 2.484	34.98	RMS	31.9	-23.3	.48	44.06	54	-9.94	-	-	155	198	H

* - indicates frequency in CFR47 Pt 15 / IC RSS-Restricted Band

Pk - Peak detector

RMS - RMS detection

VERTICAL PEAK AND AVERAGE PLOT



VERTICAL DATA

Trace Markers

Marker	Frequency (GHz)	Meter Reading (dBuV)	Det	3117_00209959	10dB(dB)	DC Corr (dB)	Corrected Reading (dBuV/m)	Average Limit (dBuV/m)	Margin (dB)	Peak Limit (dBuV/m)	PK Margin (dB)	Asimuth (Degs)	Height (cm)	Polarity
1	* 2.484	50.55	Pk	31.9	-23.2	0	59.25	-	-	74	-14.75	179	385	V
2	* 2.484	51.19	Pk	31.9	-23.2	0	59.89	-	-	74	-14.11	179	385	V
3	* 2.484	33.98	RMS	31.9	-23.2	-48	43.16	54	-10.84	-	-	179	385	V
4	* 2.484	35.26	RMS	31.9	-23.3	-48	44.34	54	-9.66	-	-	179	385	V

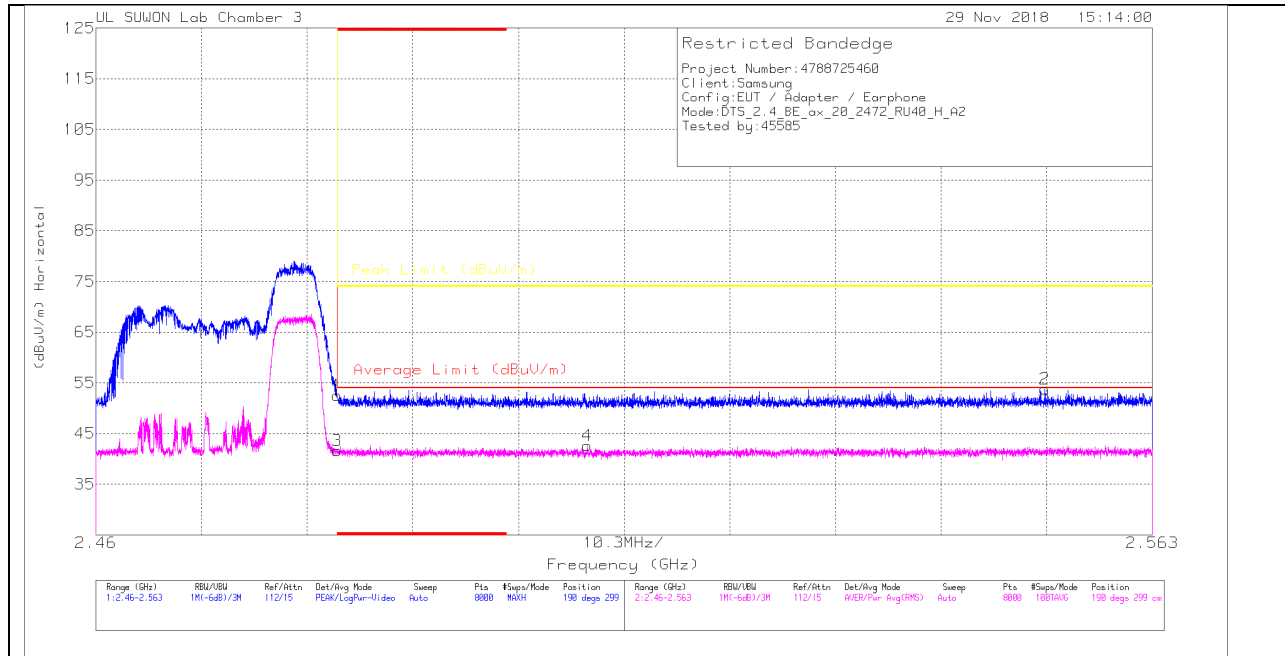
* - indicates frequency in CFR47 Pt 15 / IC RSS-Restricted Band

Pk - Peak detector

RMS - RMS detection

52T RU mode (ANT_2 / RU offset 40)

HORIZONTAL PEAK AND AVERAGE PLOT



HORIZONTAL DATA

Trace Markers

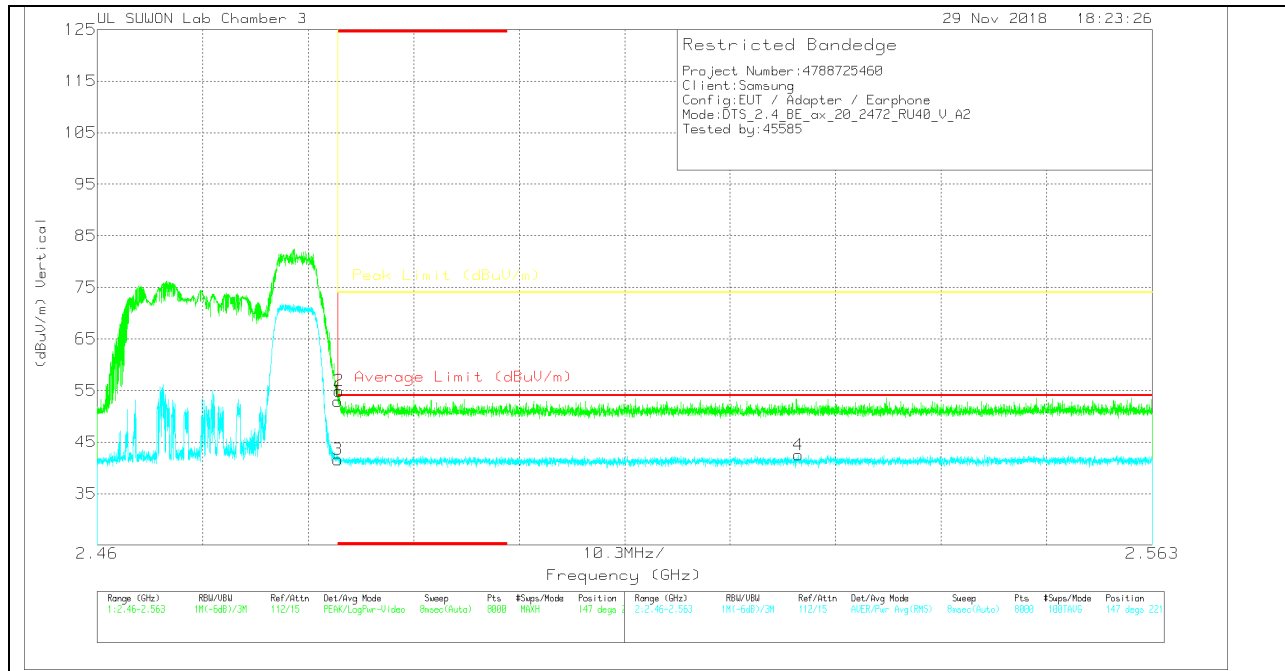
Marker	Frequency (GHz)	Meter Reading (dBuV)	Det	3117_00209599	10dB(dB)	DC Corr (dB)	Corrected Reading (dBuV/m)	Average Limit (dBuV/m)	Margin (dB)	Peak Limit (dBuV/m)	PK Margin (dB)	Azimuth (Degs)	Height (cm)	Polarity
1	* 2.484	43.78	Pk	31.9	-23.2	0	52.48	-	-	74	-21.52	190	299	H
2	2.553	44.84	Pk	32	-23.1	0	53.74	-	-	74	-20.26	190	299	H
3	* 2.484	32.45	RMS	31.9	-23.2	48	41.63	54	-12.37	-	-	190	299	H
4	2.508	33.44	RMS	32	-23.3	48	42.62	54	-11.38	-	-	190	299	H

* - indicates frequency in CFR47 Pt 15 / IC RSS-Restricted Band

Pk - Peak detector

RMS - RMS detection

VERTICAL PEAK AND AVERAGE PLOT



VERTICAL DATA

Trace Markers

Marker	Frequency (GHz)	Meter Reading (dBuV)	Det	3117_00209959	10dB(dB)	DC Corr (dB)	Corrected Reading (dBuV/m)	Average Limit (dBuV/m)	Margin (dB)	Peak Limit (dBuV/m)	PK Margin (dB)	Asimuth (Degs)	Height (cm)	Polarity
1	* 2.484	44.17	Pk	31.9	-23.2	0	52.87	-	-	74	-21.13	147	221	V
2	* 2.484	46.32	Pk	31.9	-23.3	0	54.92	-	-	74	-19.08	147	221	V
3	* 2.484	32.43	RMS	31.9	-23.2	-48	41.61	54	-12.39	-	-	147	221	V
4	2.528	33.11	RMS	32	-23.1	-48	42.49	54	-11.51	-	-	147	221	V

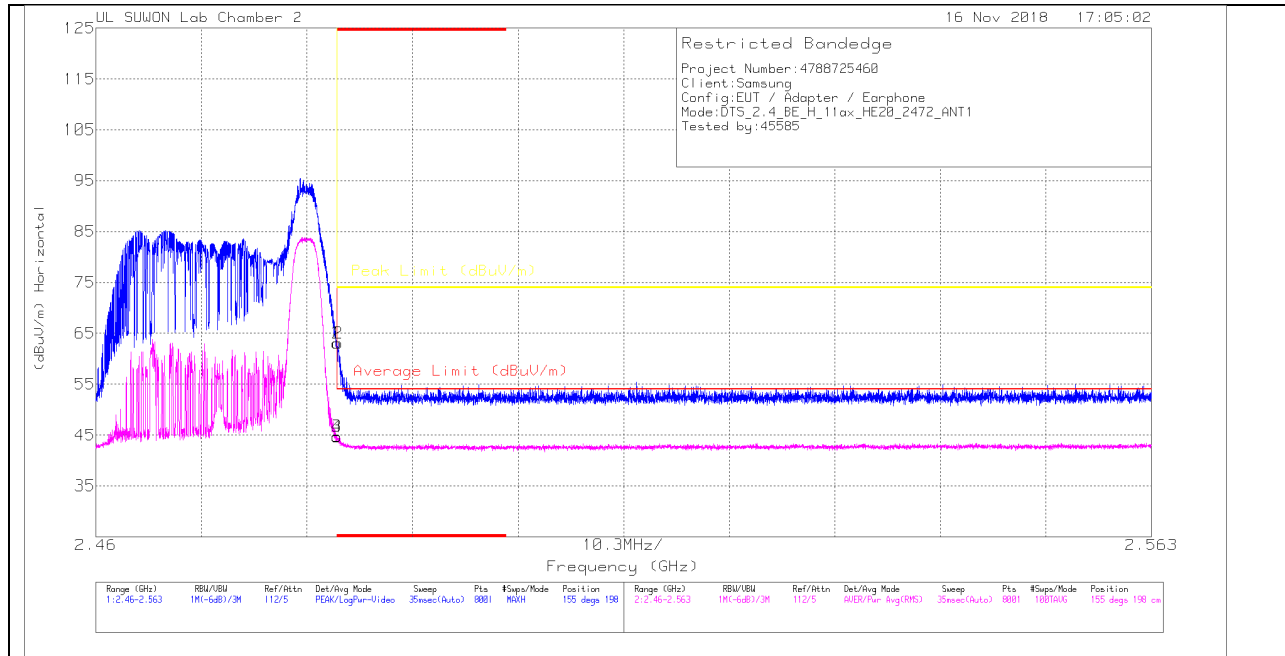
* - indicates frequency in CFR47 Pt 15 / IC RSS-Restricted Band

Pk - Peak detector

RMS - RMS detection

26T RU mode (ANT_1 / RU offset 8)

HORIZONTAL PEAK AND AVERAGE PLOT



HORIZONTAL DATA

Trace Markers

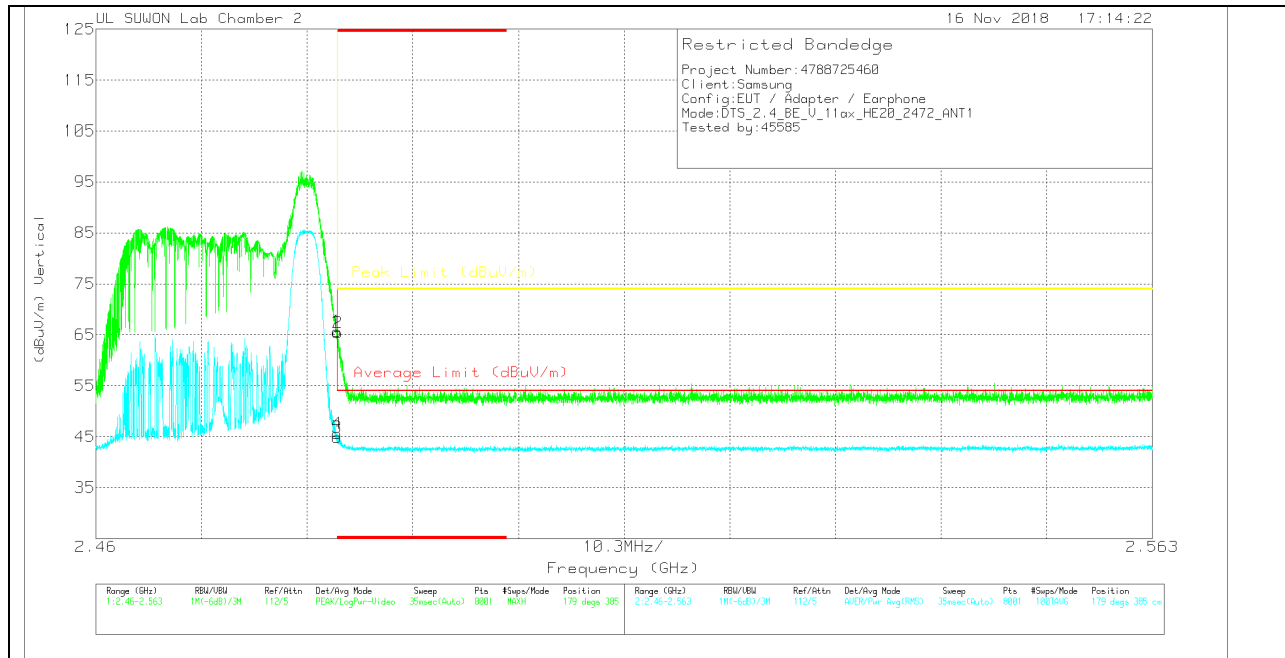
Marker	Frequency (GHz)	Meter Reading (dBuV)	Det	3117_00168724	10dB(dB)	DC Corr (dB)	Corrected Reading (dBuV/m)	Average Limit (dBuV/m)	Margin (dB)	Peak Limit (dBuV/m)	PK Margin (dB)	Azimuth (Deg)	Height (cm)	Polarity
1	* 2.484	51.8	Pk	31.9	-20.6	0	63.1	-	-	74	-10.9	155	198	H
2	* 2.484	51.79	Pk	31.9	-20.6	0	63.09	-	-	74	-10.91	155	198	H
3	* 2.484	32.99	RMS	31.9	-20.6	.49	44.78	54	-9.22	-	-	155	198	H
4	* 2.484	32.81	RMS	31.9	-20.6	.49	44.6	54	-9.4	-	-	155	198	H

* - indicates frequency in CFR47 Pt 15 / IC RSS-Restricted Band

Pk - Peak detector

RMS - RMS detection

VERTICAL PEAK AND AVERAGE PLOT



VERTICAL DATA

Trace Markers

Marker	Frequency (GHz)	Meter Reading (dBuV)	Det	3117_00168724	10dB[dB]	DC Corr (dB)	Corrected Reading (dBuV/m)	Average Limit (dBuV/m)	Margin (dB)	Peak Limit (dBuV/m)	Pk Margin (dB)	Azimuth (Degs)	Height (cm)	Polarity
1	* 2.484	54.35	Pk	31.9	-20.6	0	65.65	-	-	74	-8.35	179	385	V
2	* 2.484	54.1	Pk	31.9	-20.6	0	65.4	-	-	74	-8.6	179	385	V
3	* 2.484	33.1	RMS	31.9	-20.6	.49	44.89	54	-9.11	-	-	179	385	V
4	* 2.484	33.88	RMS	31.9	-20.6	.49	45.67	54	-8.33	-	-	179	385	V

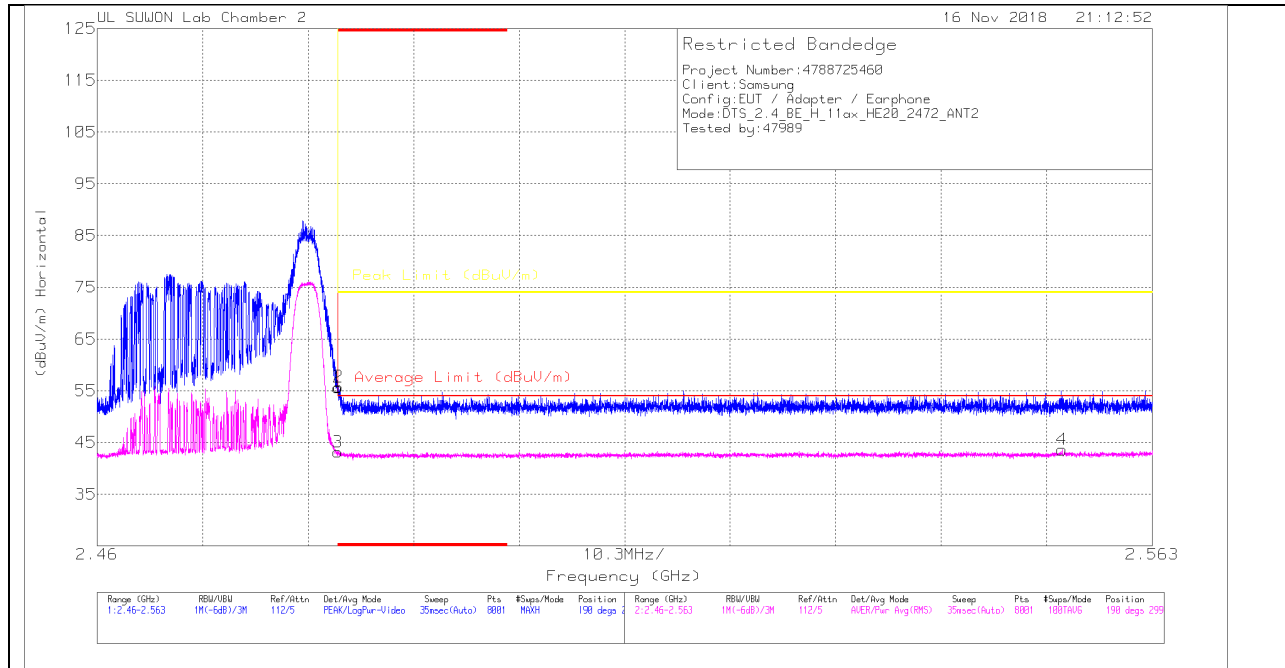
* - indicates frequency in CFR47 Pt 15 / IC RSS-Restricted Band

Pk - Peak detector

RMS - RMS detection

26T RU mode (ANT_2 / RU offset 8)

HORIZONTAL PEAK AND AVERAGE PLOT



HORIZONTAL DATA

Trace Markers

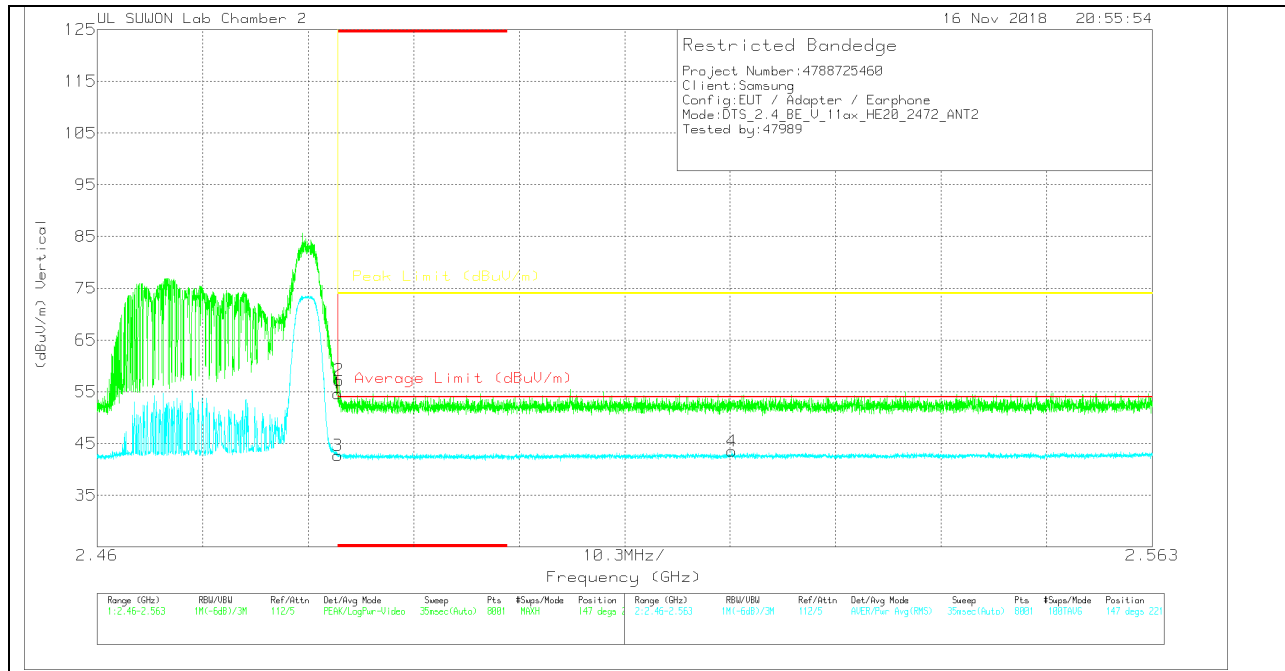
Marker	Frequency (GHz)	Meter Reading (dBuV)	Det	3117_00168724	10dB[dB]	DC Corr (dB)	Corrected Reading (dBuV/m)	Average Limit (dBuV/m)	Margin (dB)	Peak Limit (dBuV/m)	PK Margin (dB)	Azimuth (Degs)	Height (cm)	Polarity
1	* 2.484	44.29	Pk	31.9	-20.6	0	55.59	-	-	74	-18.41	190	299	H
2	* 2.484	44.44	Pk	31.9	-20.6	0	55.74	-	-	74	-18.26	190	299	H
3	* 2.484	31.44	RMS	31.9	-20.6	.44	43.18	54	-10.82	-	-	190	299	H
4	2.554	31.59	RMS	32	-20.4	.44	43.63	54	-10.37	-	-	190	299	H

* - indicates frequency in CFR47 Pt 15 / IC RSS-Restricted Band

Pk - Peak detector

RMS - RMS detection

VERTICAL PEAK AND AVERAGE PLOT



VERTICAL DATA

Trace Markers

Marker	Frequency (GHz)	Meter Reading (dBuV)	Det	3117_00168724	10dB(dB)	DC Corr (dB)	Corrected Reading (dBuV/m)	Average Limit (dBuV/m)	Margin (dB)	Peak Limit (dBuV/m)	PK Margin (dB)	Azimuth (Degs)	Height (cm)	Polarity
1	* 2.484	43.38	Pk	31.9	-20.6	0	54.68	-	-	74	-19.32	147	221	V
2	* 2.484	45.91	Pk	31.9	-20.6	0	57.21	-	-	74	-16.79	147	221	V
3	* 2.484	30.96	RMS	31.9	-20.6	.44	42.7	54	-11.3	-	-	147	221	V
4	2.522	31.68	RMS	31.9	-20.5	.44	43.52	54	-10.48	-	-	147	221	V

* - indicates frequency in CFR47 Pt 15 / IC RSS-Restricted Band

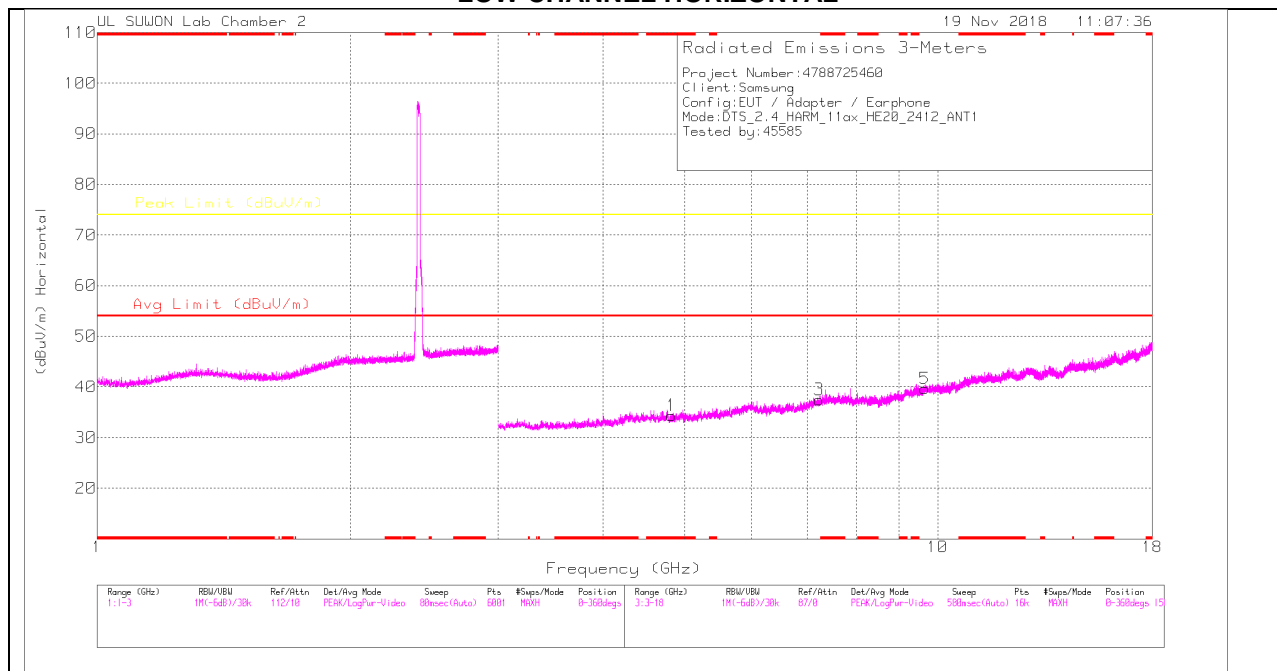
Pk - Peak detector

RMS - RMS detection

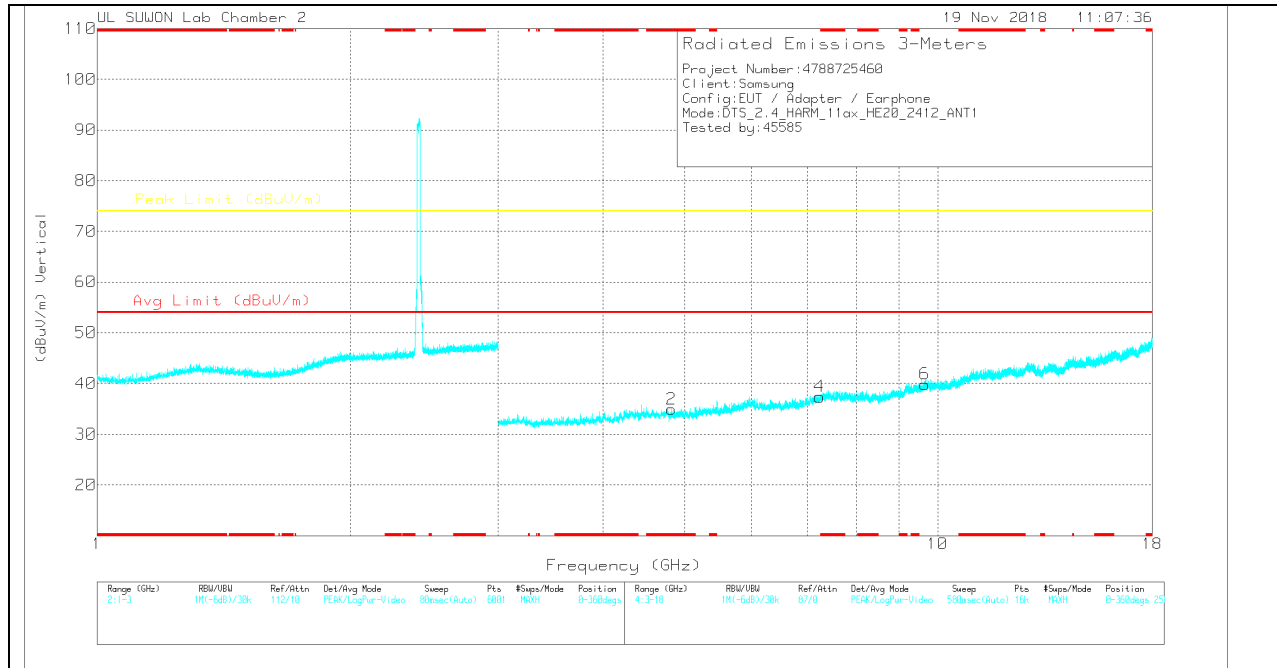
HARMONICS AND SPURIOUS EMISSIONS

242T RU mode (ANT_1 / RU offset 61)

LOW CHANNEL HORIZONTAL



LOW CHANNEL VERTICAL



Note: Emission was scanned up to 26GHz; No emissions were detected above the noise floor which was at least 20dB below the specification limit.

LOW CHANNEL DATA

Trace Markers

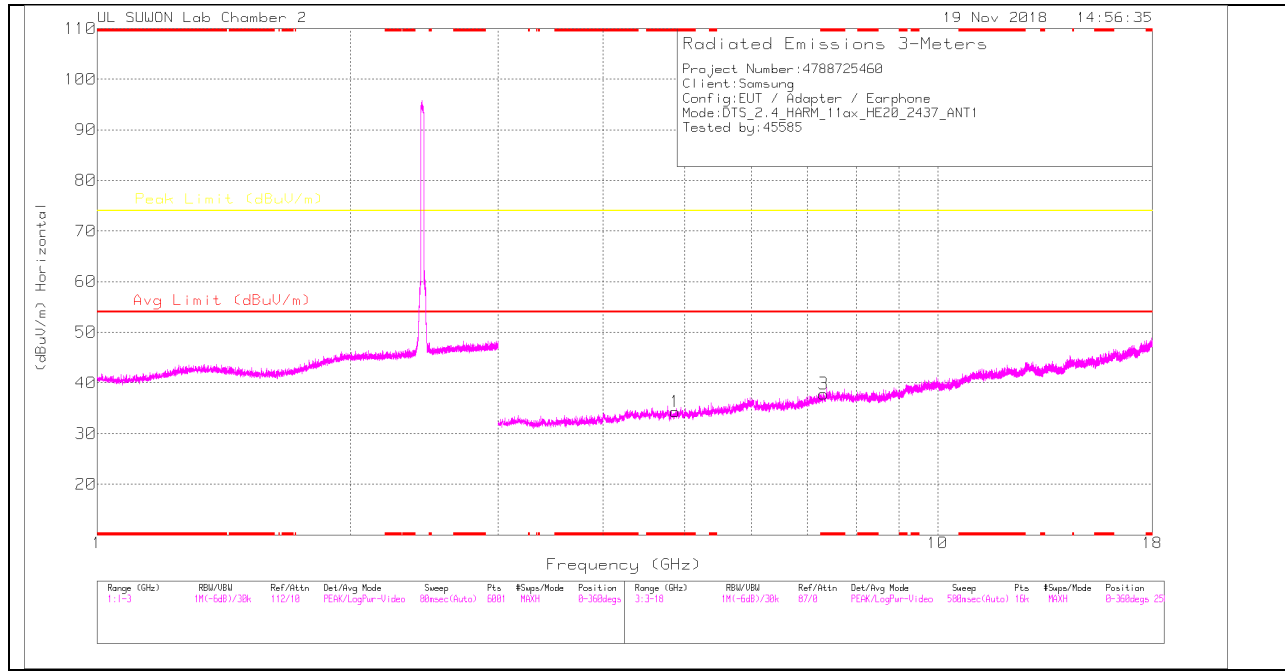
Marker	Frequency (GHz)	Meter Reading (dBuV)	Det	3117_00168724	3GHz_HP[dB]	DC Corr (dB)	Corrected Reading (dBuV/m)	Avg Limit (dBuV/m)	Margin (dB)	Peak Limit (dBuV/m)	Margin (dB)	Asimuth (Degs)	Height (cm)	Polarity
1	* 4.822	28.54	PK	34	-28.2	0	34.34	-	-	74	-39.66	0-360	150	H
3	7.232	26.87	PK	36.1	-25.5	0	37.47	-	-	74	-36.53	0-360	250	H
5	9.649	24.25	PK	37	-21.6	0	39.65	-	-	74	-34.35	0-360	250	H
2	* 4.822	29.13	PK	34	-28.2	0	34.93	-	-	74	-39.07	0-360	250	V
4	7.235	26.79	PK	36.1	-25.5	0	37.39	-	-	74	-36.61	0-360	150	V
6	9.649	24.45	PK	37	-21.6	0	39.85	-	-	74	-34.15	0-360	250	V

* - indicates frequency in CFR47 Pt 15 / IC RSS-Restricted Band

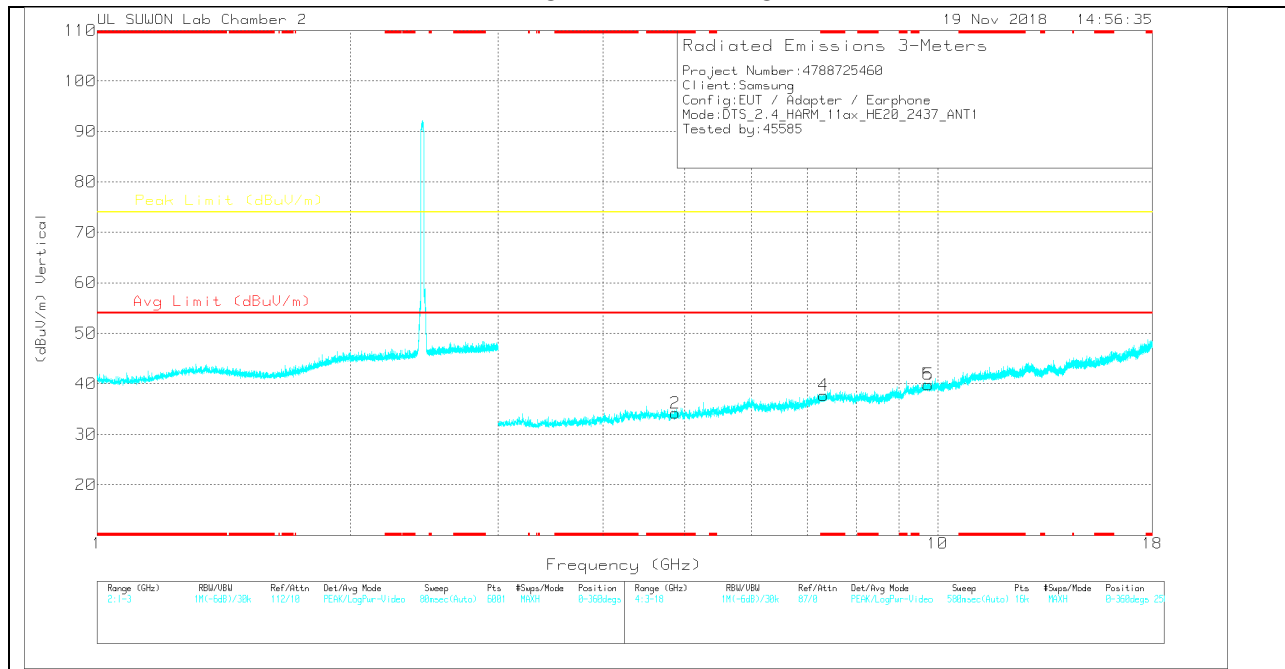
PK – Peak Detector

Note: Only peak measurement was performed. Because peak measurement result of unwanted emission is less than average limit (54dBuV/m).

MID CHANNEL HORIZONTAL



MID CHANNEL VERTICAL



Note: Emission was scanned up to 26GHz; No emissions were detected above the noise floor which was at least 20dB below the specification limit.

MID CHANNEL DATA

Trace Markers

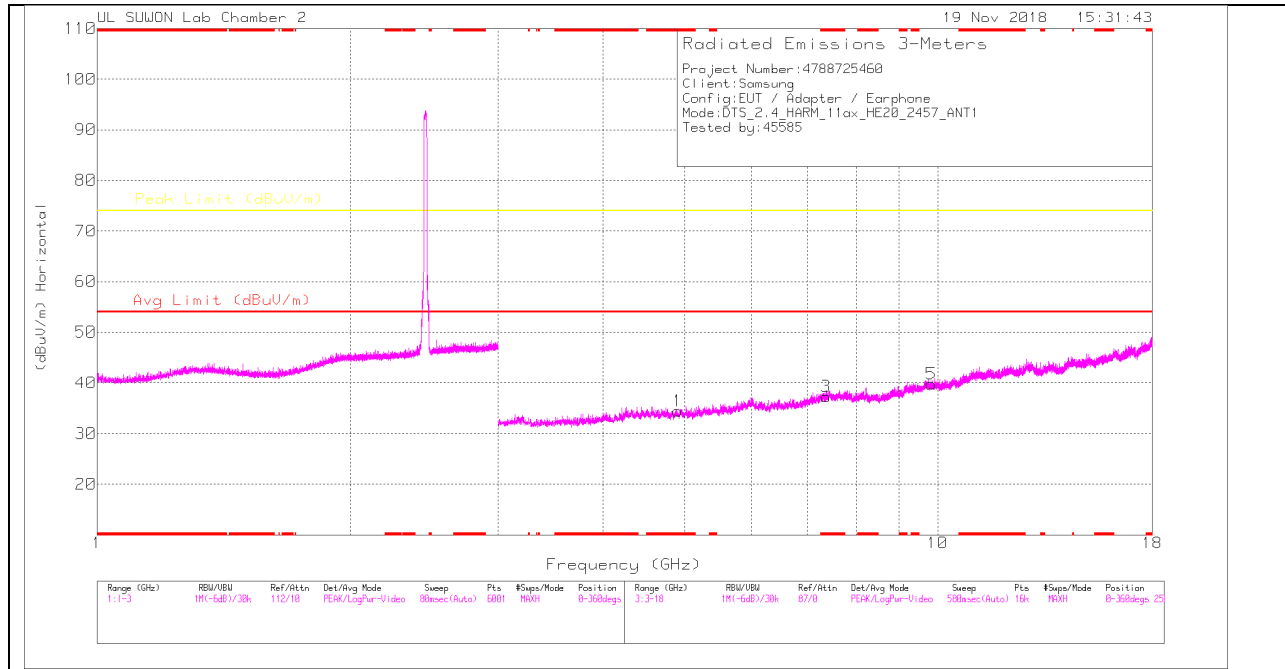
Marker	Frequency (GHz)	Meter Reading (dBuV)	Det	3117_00168724	3GHz_HP[dB]	DC Corr (dB)	Corrected Reading (dBuV/m)	Avg Limit (dBuV/m)	Margin (dB)	Peak Limit (dBuV/m)	Margin (dB)	Azimuth (Degs)	Height (cm)	Polarity
1	* 4.875	28.3	PK	34	-28	0	34.3	-	-	74	-39.7	0-360	250	H
3	* 7.311	26.63	PK	36.2	-25	0	37.83	-	-	74	-36.17	0-360	250	H
2	* 4.876	28.08	PK	34	-27.9	0	34.18	-	-	74	-39.82	0-360	250	V
4	* 7.311	26.51	PK	36.2	-25	0	37.71	-	-	74	-36.29	0-360	250	V
5	9.743	24.06	PK	37.2	-21.4	0	39.86	-	-	74	-34.14	0-360	150	V
6	9.743	24.06	PK	37.2	-21.4	0	39.86	-	-	74	-34.14	0-360	150	V

* - indicates frequency in CFR47 Pt 15 / IC RSS-Restricted Band

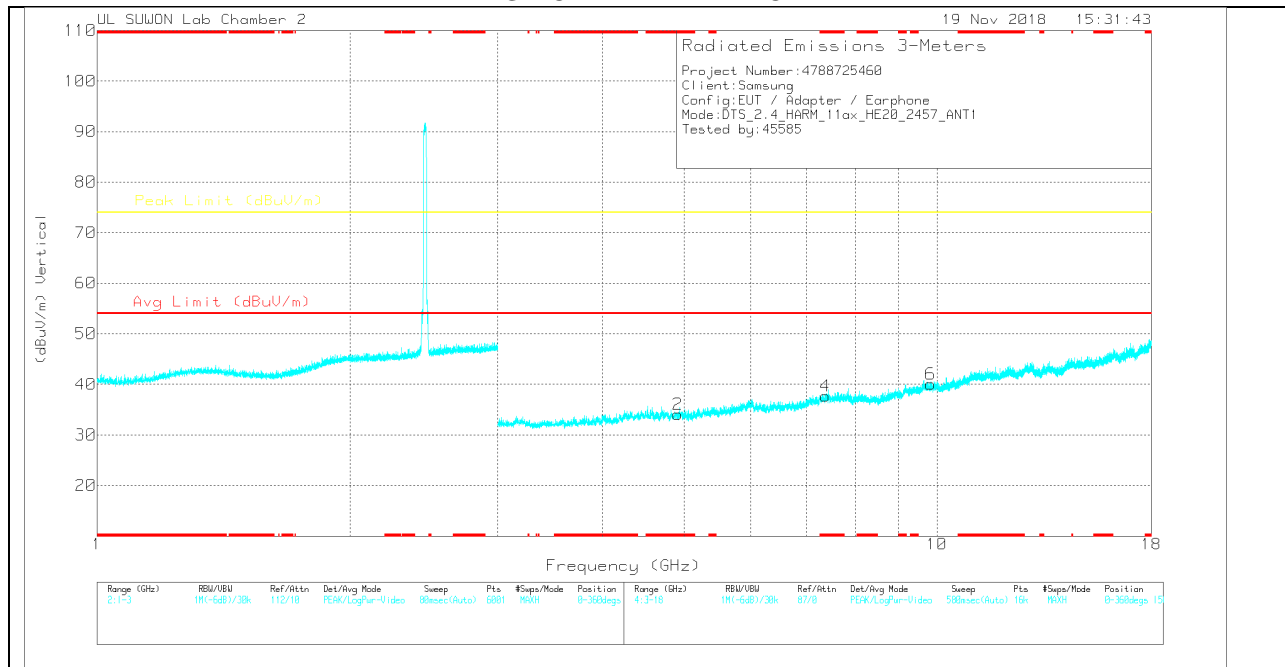
PK – Peak Detector

Note: Only peak measurement was performed. Because peak measurement result of unwanted emission is less than average limit (54dBuV/m).

HIGH CHANNEL HORIZONTAL



HIGH CHANNEL VERTICAL



Note: Emission was scanned up to 26GHz; No emissions were detected above the noise floor which was at least 20dB below the specification limit.

HIGH CHANNEL DATA

Trace Markers

Marker	Frequency (GHz)	Meter Reading (dBuV)	Det	3117_00168724	3GHz_HP[dB]	DC Corr (dB)	Corrected Reading (dBuV/m)	Avg Limit (dBuV/m)	Margin (dB)	Peak Limit (dBuV/m)	Margin (dB)	Azimuth (Degs)	Height (cm)	Polarity
1	* 4.909	27.94	PK	34	-27.5	0	34.44	-	-	74	-39.56	0-360	150	H
3	* 7.37	25.49	PK	36.2	-24.4	0	37.29	-	-	74	-36.71	0-360	150	H
5	9.826	24.37	PK	37.3	-21.9	0	39.77	-	-	74	-34.23	0-360	250	H
2	* 4.916	27.35	PK	34	-27.3	0	34.05	-	-	74	-39.95	0-360	150	V
4	* 7.37	25.87	PK	36.2	-24.4	0	37.67	-	-	74	-36.33	0-360	250	V
6	9.827	24.65	PK	37.3	-21.9	0	40.05	-	-	74	-33.95	0-360	150	V

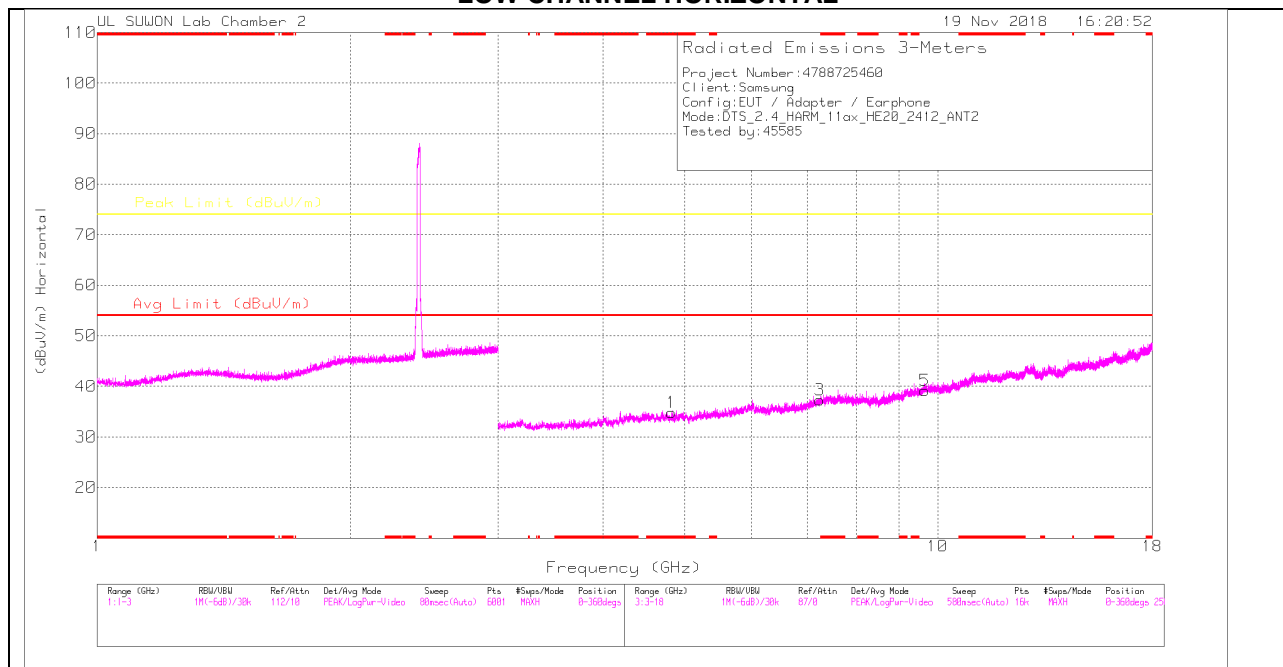
* - indicates frequency in CFR47 Pt 15 / IC RSS-Restricted Band

PK – Peak Detector

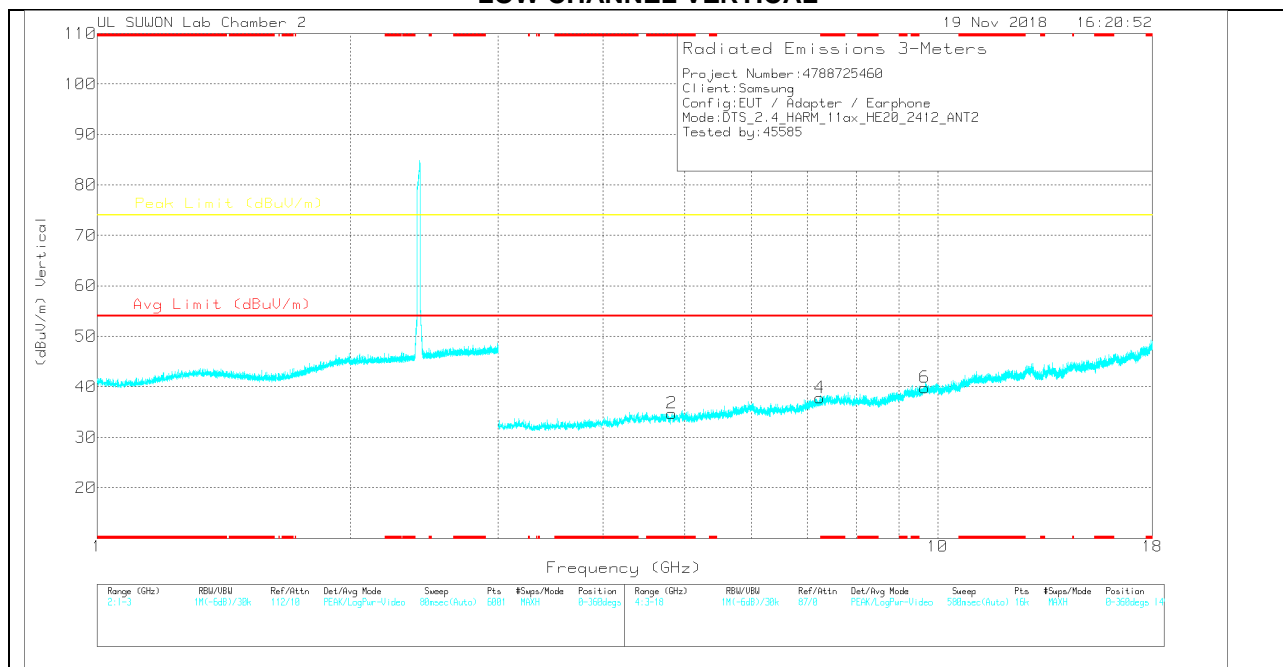
Note: Only peak measurement was performed. Because peak measurement result of unwanted emission is less than average limit (54dBuV/m).

242T RU mode (ANT_2 / RU offset 61)

LOW CHANNEL HORIZONTAL



LOW CHANNEL VERTICAL



Note: Emission was scanned up to 26GHz; No emissions were detected above the noise floor which was at least 20dB below the specification limit.

LOW CHANNEL DATA

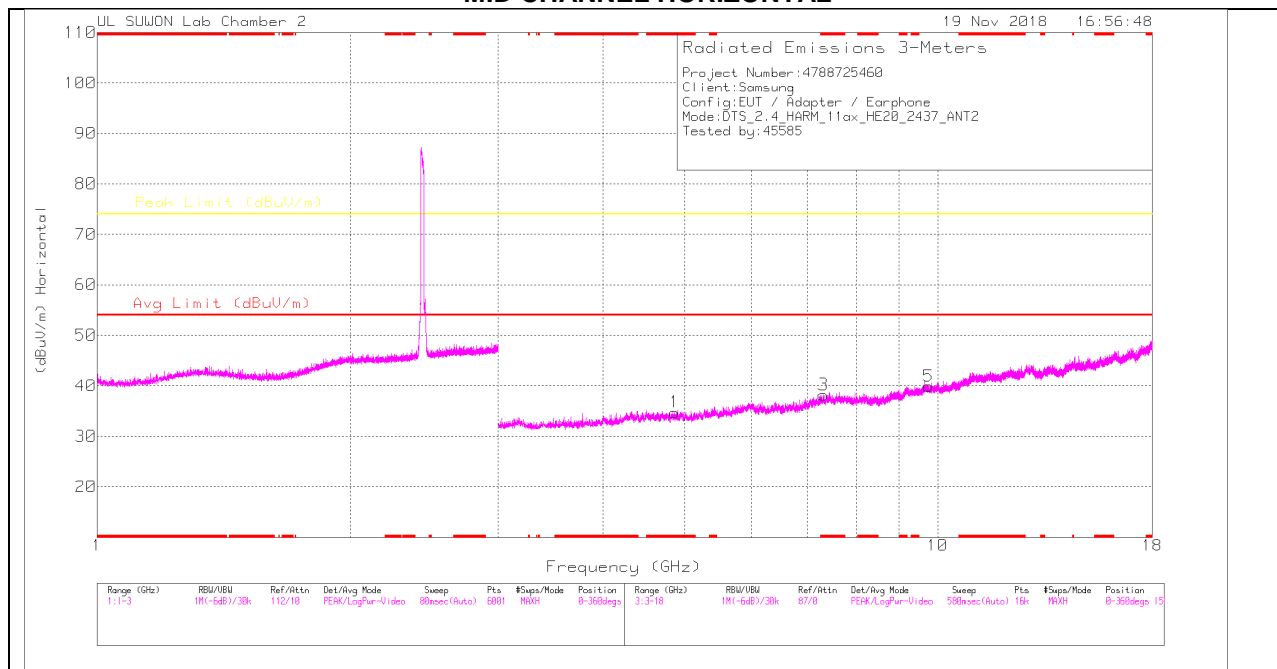
Trace Markers

Marker	Frequency (GHz)	Meter Reading (dBuV)	Det	3117_00168724	3GHz_HP[dB]	DC Corr (dB)	Corrected Reading (dBuV/m)	Avg Limit (dBuV/m)	Margin (dB)	Peak Limit (dBuV/m)	Margin (dB)	Azimuth (Degs)	Height (cm)	Polarity
1	* 4.826	28.93	PK	34	-28.1	0	34.83	-	-	74	-39.17	0-360	150	H
3	7.241	26.7	PK	36.1	-25.5	0	37.3	-	-	74	-36.7	0-360	250	H
5	9.647	23.87	PK	37	-21.7	0	39.17	-	-	74	-34.83	0-360	150	H
2	* 4.828	28.86	PK	34	-28.1	0	34.76	-	-	74	-39.24	0-360	149	V
4	7.239	27.22	PK	36.1	-25.5	0	37.82	-	-	74	-36.18	0-360	250	V
6	9.648	24.46	PK	37	-21.6	0	39.86	-	-	74	-34.14	0-360	149	V

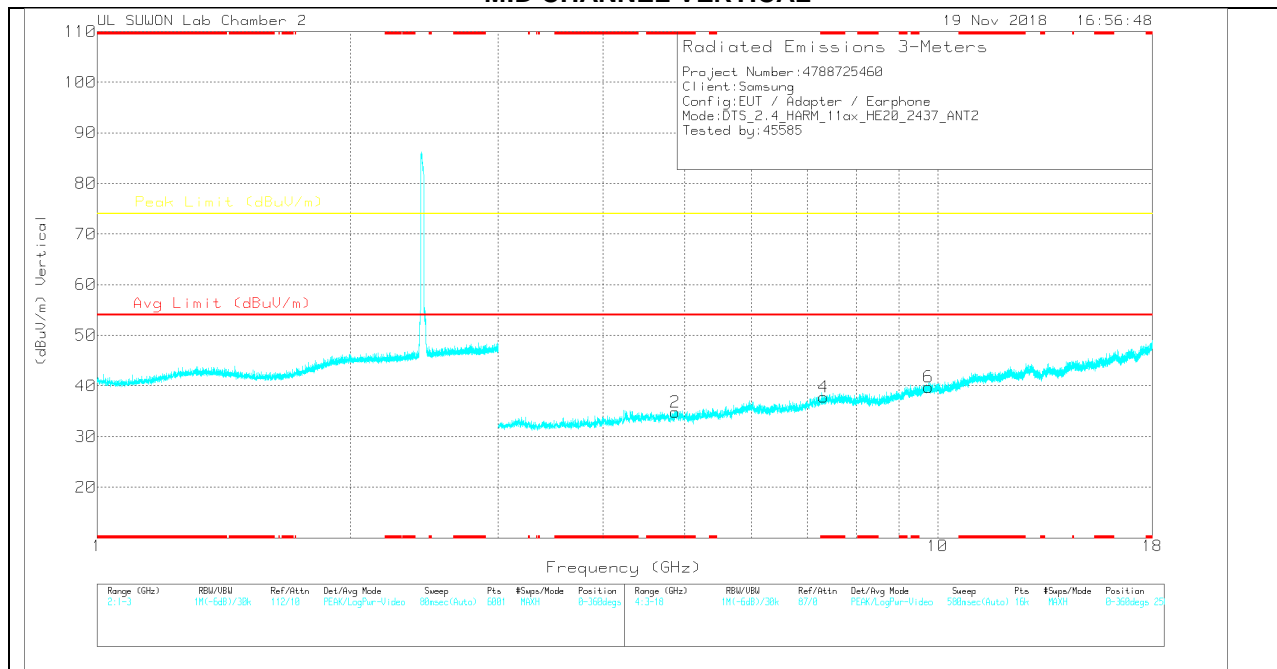
* - indicates frequency in CFR47 Pt 15 / IC RSS-Restricted Band
 PK – Peak Detector

Note: Only peak measurement was performed. Because peak measurement result of unwanted emission is less than average limit (54dBuV/m).

MID CHANNEL HORIZONTAL



MID CHANNEL VERTICAL



Note: Emission was scanned up to 26GHz; No emissions were detected above the noise floor which was at least 20dB below the specification limit.

MID CHANNEL DATA

Trace Markers

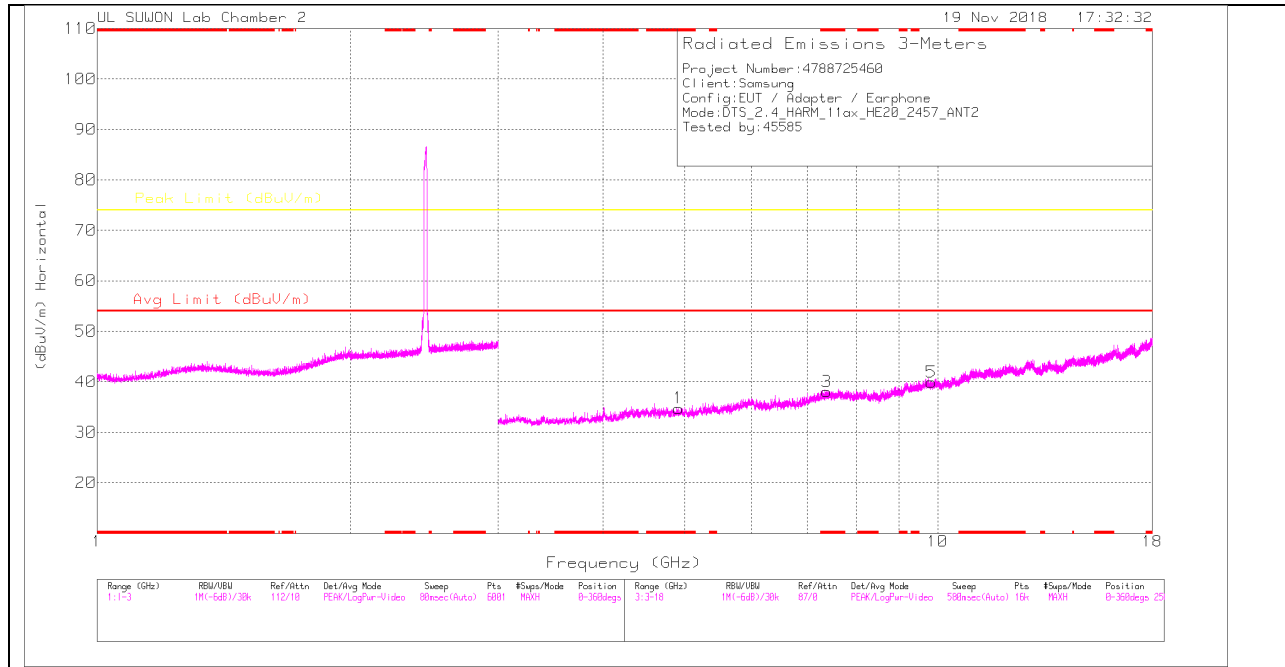
Marker	Frequency (GHz)	Meter Reading (dBuV)	Det	3117_00168724	3GHz_HP[dB]	DC Corr (dB)	Corrected Reading (dBuV/m)	Avg Limit (dBuV/m)	Margin (dB)	Peak Limit (dBuV/m)	Margin (dB)	Azimuth (Degs)	Height (cm)	Polarity
1	* 4.867	28.75	PK	34	-28	0	34.75	-	-	74	-39.25	0-360	150	H
3	* 7.31	27.01	PK	36.2	-25	0	38.21	-	-	74	-35.79	0-360	250	H
5	9.75	24.2	PK	37.2	-21.5	0	39.9	-	-	74	-34.1	0-360	150	H
2	* 4.875	28.83	PK	34	-28	0	34.83	-	-	74	-39.17	0-360	150	V
4	* 7.311	26.6	PK	36.2	-25	0	37.8	-	-	74	-36.2	0-360	150	V
6	9.746	23.96	PK	37.2	-21.4	0	39.76	-	-	74	-34.24	0-360	150	V

* - indicates frequency in CFR47 Pt 15 / IC RSS-Restricted Band

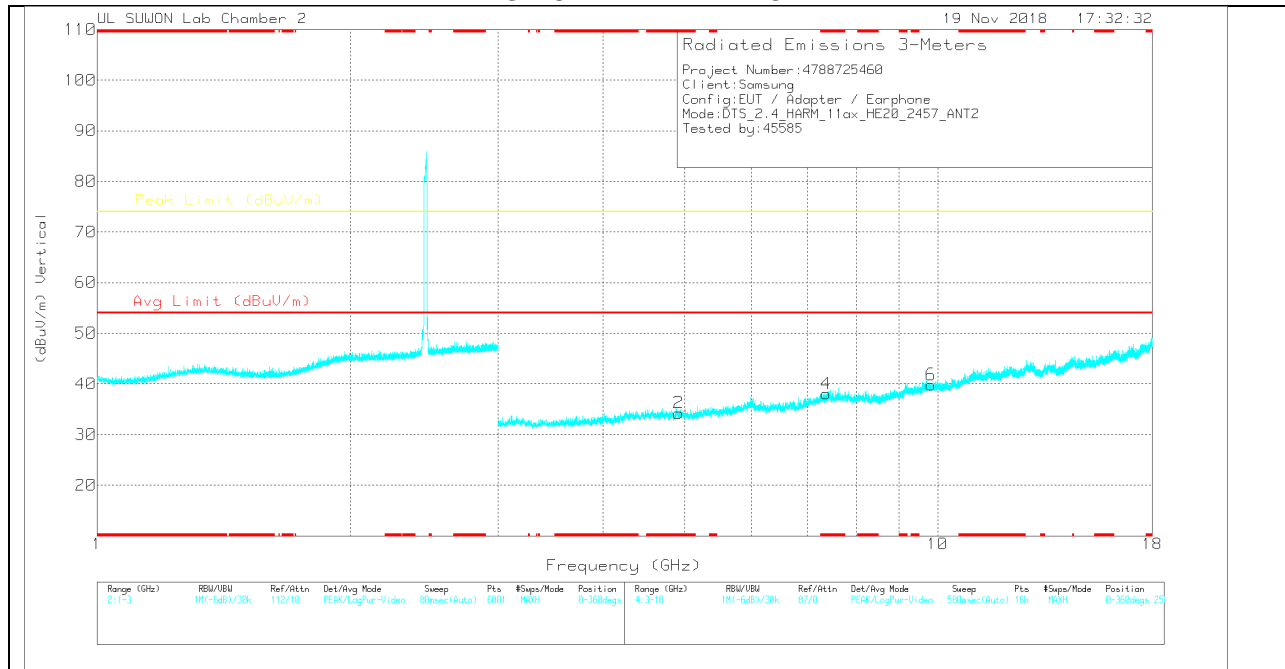
PK – Peak Detector

Note: Only peak measurement was performed. Because peak measurement result of unwanted emission is less than average limit (54dBuV/m).

HIGH CHANNEL HORIZONTAL



HIGH CHANNEL VERTICAL



Note: Emission was scanned up to 26GHz; No emissions were detected above the noise floor which was at least 20dB below the specification limit.

HIGH CHANNEL DATA

Trace Markers

Marker	Frequency (GHz)	Meter Reading (dBuV)	Det	3117_00168724	3GHz_HP[dB]	DC Corr (dB)	Corrected Reading (dBuV/m)	Avg Limit (dBuV/m)	Margin (dB)	Peak Limit (dBuV/m)	Margin (dB)	Azimuth (Degs)	Height (cm)	Polarity
1	* 4.919	28.06	PK	34	-27.3	0	34.76	-	-	74	-39.24	0-360	150	H
3	* 7.374	26.24	PK	36.2	-24.4	0	38.04	-	-	74	-35.96	0-360	150	H
5	9.826	24.52	PK	37.3	-21.9	0	39.92	-	-	74	-34.08	0-360	250	H
2	* 4.919	27.55	PK	34	-27.3	0	34.25	-	-	74	-39.75	0-360	150	V
4	* 7.368	26.22	PK	36.2	-24.4	0	38.02	-	-	74	-35.98	0-360	250	V
6	9.825	24.41	PK	37.3	-21.9	0	39.81	-	-	74	-34.19	0-360	250	V

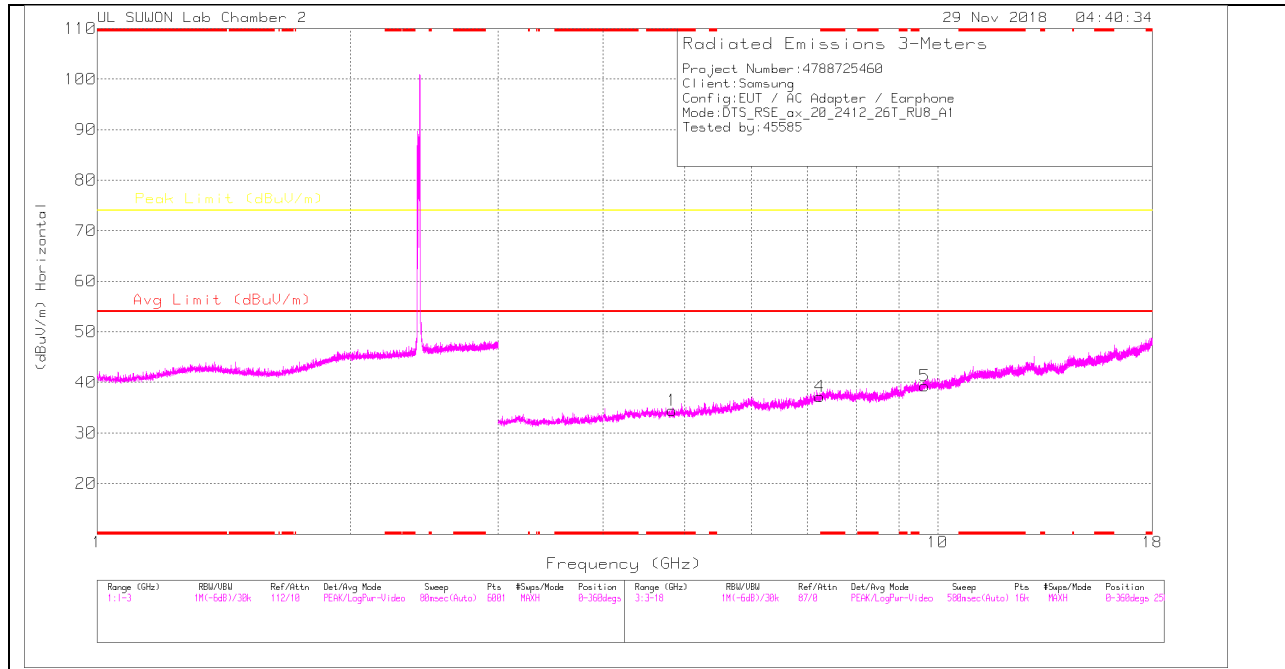
* - indicates frequency in CFR47 Pt 15 / IC RSS-Restricted Band

PK – Peak Detector

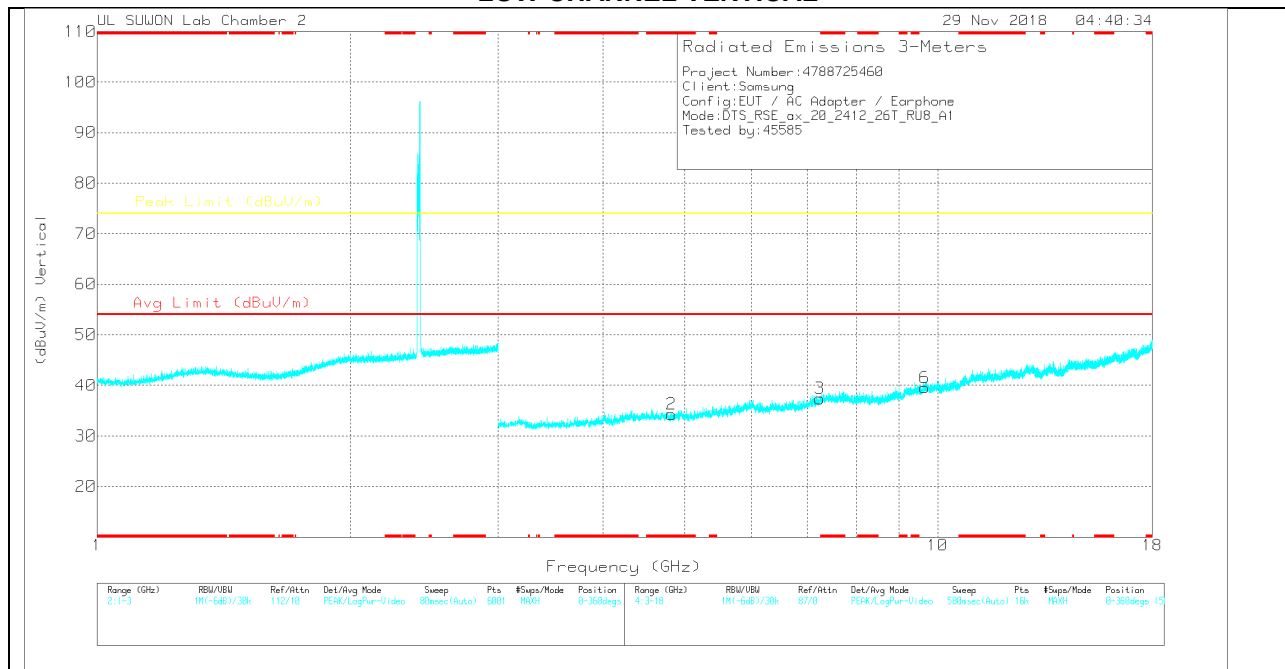
Note: Only peak measurement was performed. Because peak measurement result of unwanted emission is less than average limit (54dBuV/m).

26T RU mode (ANT_1 / Low: 8, Mid: 4, High: 8)

LOW CHANNEL HORIZONTAL



LOW CHANNEL VERTICAL



Note: Emission was scanned up to 26GHz; No emissions were detected above the noise floor which was at least 20dB below the specification limit.

LOW CHANNEL DATA

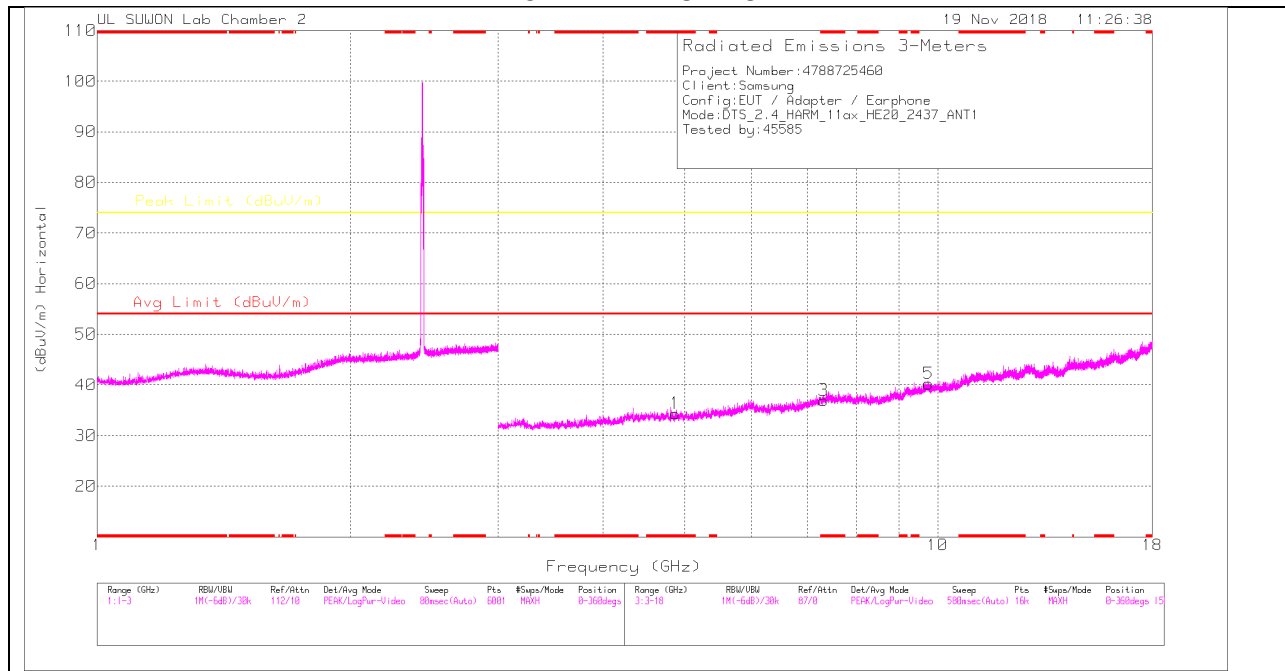
Trace Markers

Marker	Frequency (GHz)	Meter Reading (dBuV)	Det	3117_00168724	3GHz_HP[dB]	DC Corr (dB)	Corrected Reading (dBuV/m)	Avg Limit (dBuV/m)	Margin (dB)	Peak Limit (dBuV/m)	Margin (dB)	Azimuth (Degs)	Height (cm)	Polarity
1	* 4.831	28.63	PK	34	-28.2	0	34.43	-	-	74	-39.57	0-360	150	H
4	7.238	26.57	PK	36.1	-25.5	0	37.17	-	-	74	-36.83	0-360	150	H
5	9.648	23.9	PK	37	-21.6	0	39.3	-	-	74	-34.7	0-360	150	H
2	* 4.825	28.48	PK	34	-28.2	0	34.28	-	-	74	-39.72	0-360	150	V
3	7.238	26.78	PK	36.1	-25.5	0	37.38	-	-	74	-36.62	0-360	250	V
6	9.648	24.13	PK	37	-21.6	0	39.53	-	-	74	-34.47	0-360	250	V

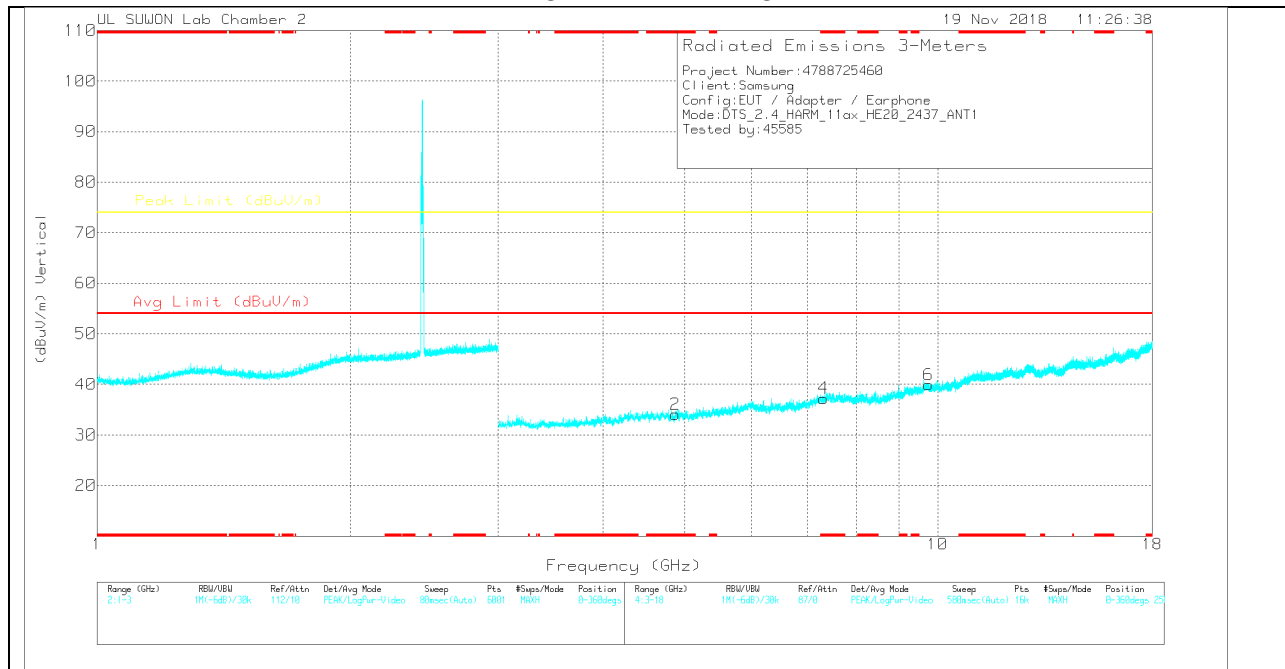
* - indicates frequency in CFR47 Pt 15 / IC RSS-Restricted Band
 PK – Peak Detector

Note: Only peak measurement was performed. Because peak measurement result of unwanted emission is less than average limit (54dBuV/m).

MID CHANNEL HORIZONTAL



MID CHANNEL VERTICAL



Note: Emission was scanned up to 26GHz; No emissions were detected above the noise floor which was at least 20dB below the specification limit.

MID CHANNEL DATA

Trace Markers

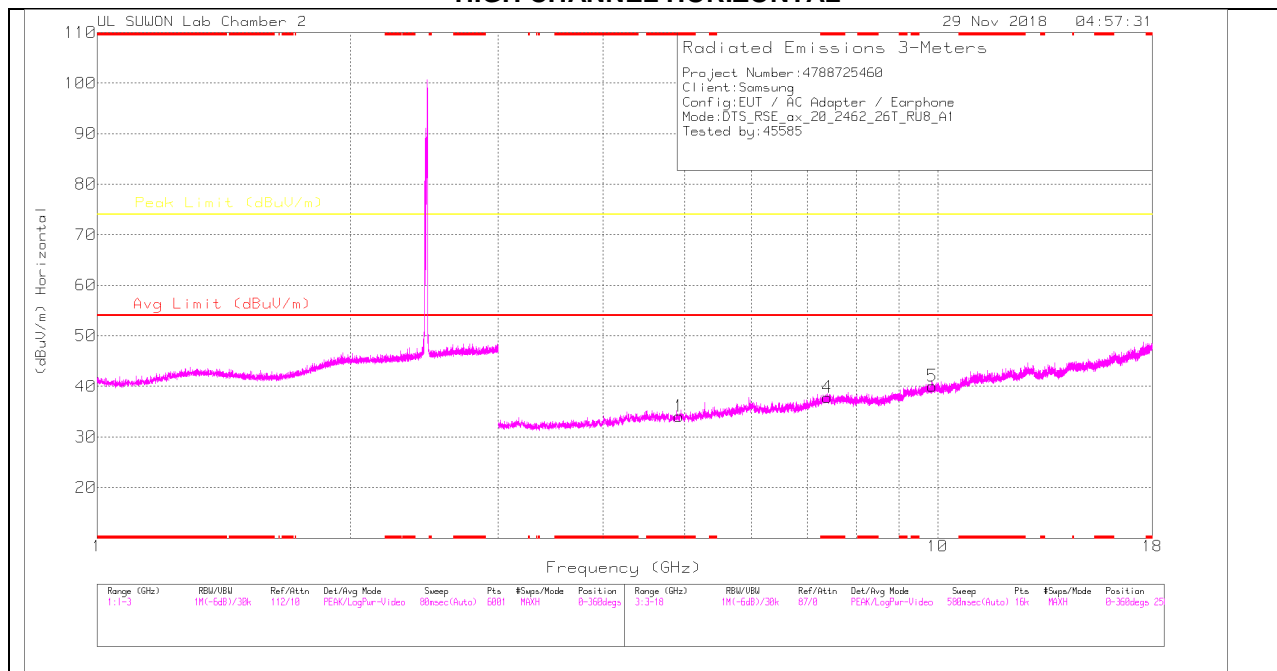
Marker	Frequency (GHz)	Meter Reading (dBuV)	Det	3117_00168724	3GHz_HP[dB]	DC Corr (dB)	Corrected Reading (dBuV/m)	Avg Limit (dBuV/m)	Margin (dB)	Peak Limit (dBuV/m)	Margin (dB)	Azimuth (Degs)	Height (cm)	Polarity
1	* 4.874	28.36	PK	34	-28	0	34.36	-	-	74	-39.64	0-360	250	H
3	* 7.311	25.75	PK	36.2	-25	0	36.95	-	-	74	-37.05	0-360	150	H
5	9.748	24.45	PK	37.2	-21.4	0	40.25	-	-	74	-33.75	0-360	250	H
2	* 4.876	27.96	PK	34	-27.9	0	34.06	-	-	74	-39.94	0-360	150	V
4	* 7.311	26.03	PK	36.2	-25	0	37.23	-	-	74	-36.77	0-360	150	V
6	9.749	24.13	PK	37.2	-21.4	0	39.93	-	-	74	-34.07	0-360	150	V

* - indicates frequency in CFR47 Pt 15 / IC RSS-Restricted Band

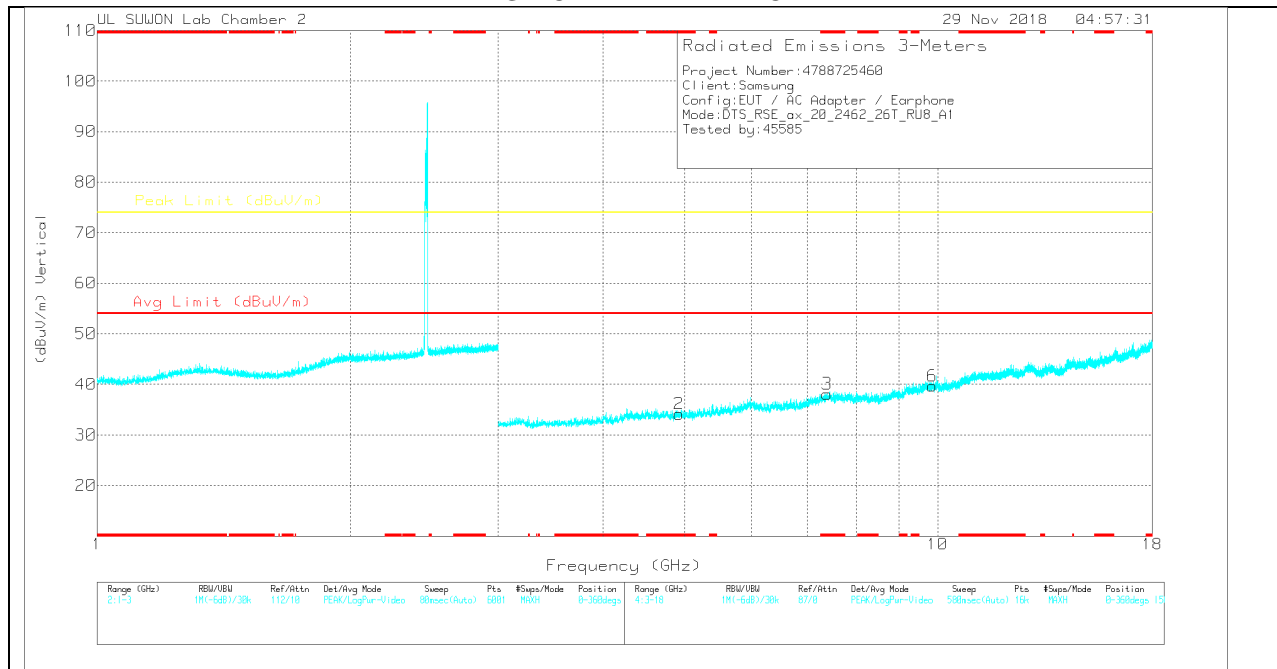
PK – Peak Detector

Note: Only peak measurement was performed. Because peak measurement result of unwanted emission is less than average limit (54dBuV/m).

HIGH CHANNEL HORIZONTAL



HIGH CHANNEL VERTICAL



Note: Emission was scanned up to 26GHz; No emissions were detected above the noise floor which was at least 20dB below the specification limit.

HIGH CHANNEL DATA

Trace Markers

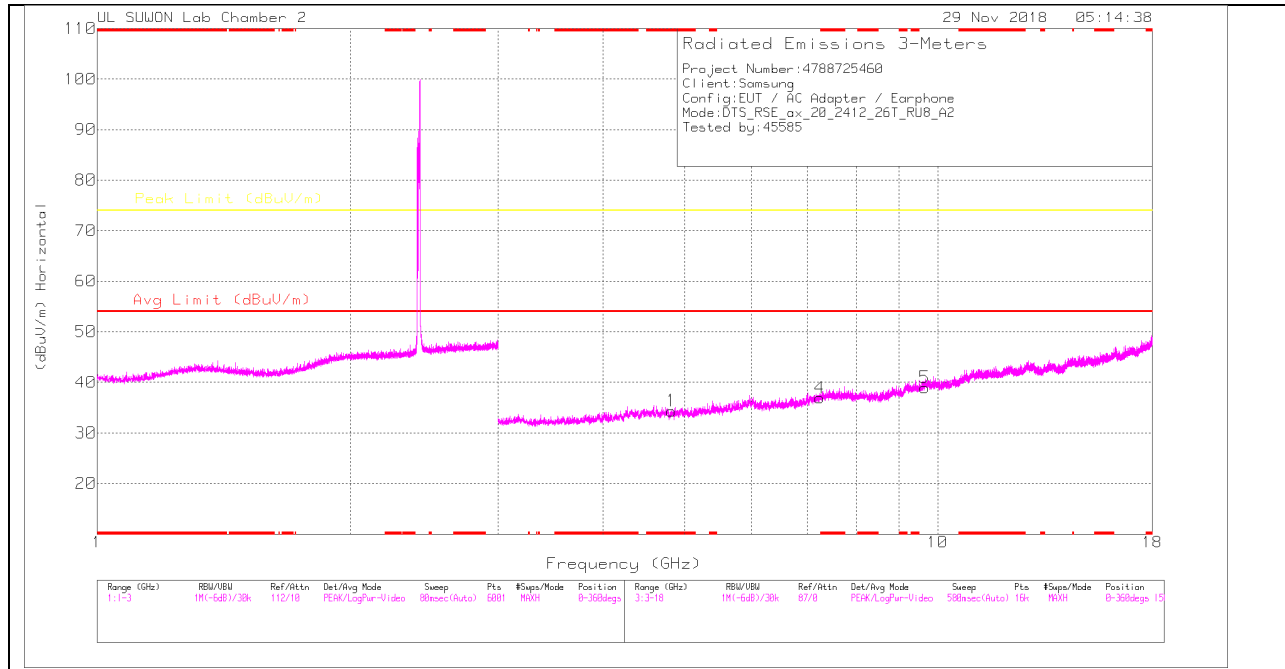
Marker	Frequency (GHz)	Meter Reading (dBuV)	Det	3117_00168724	3GHz_HP[dB]	DC Corr (dB)	Corrected Reading (dBuV/m)	Avg Limit (dBuV/m)	Margin (dB)	Peak Limit (dBuV/m)	Margin (dB)	Azimuth (Degs)	Height (cm)	Polarity
1	* 4.926	27.29	PK	34	-27.2	0	34.09	-	-	74	-39.91	0-360	150	H
4	* 7.387	25.84	PK	36.2	-24.2	0	37.84	-	-	74	-36.16	0-360	150	H
5	9.848	24.57	PK	37.3	-21.8	0	40.07	-	-	74	-33.93	0-360	150	H
2	* 4.925	27.35	PK	34	-27.2	0	34.15	-	-	74	-39.85	0-360	150	V
3	* 7.385	26.19	PK	36.2	-24.3	0	38.09	-	-	74	-35.91	0-360	250	V
6	9.848	24.17	PK	37.3	-21.8	0	39.67	-	-	74	-34.33	0-360	150	V

* - indicates frequency in CFR47 Pt 15 / IC RSS-Restricted Band
 PK – Peak Detector

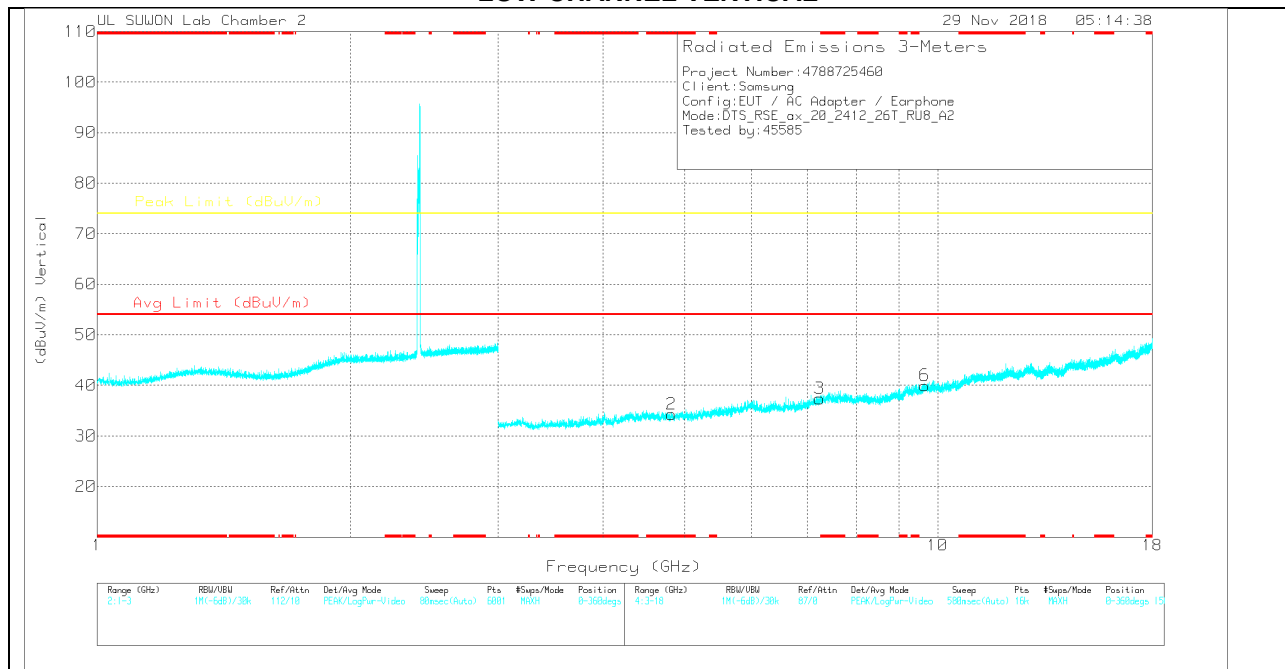
Note: Only peak measurement was performed. Because peak measurement result of unwanted emission is less than average limit (54dBuV/m).

26T RU mode (ANT_2 / Low: 8, Mid: 0, High: 8)

LOW CHANNEL HORIZONTAL



LOW CHANNEL VERTICAL



Note: Emission was scanned up to 26GHz; No emissions were detected above the noise floor which was at least 20dB below the specification limit.

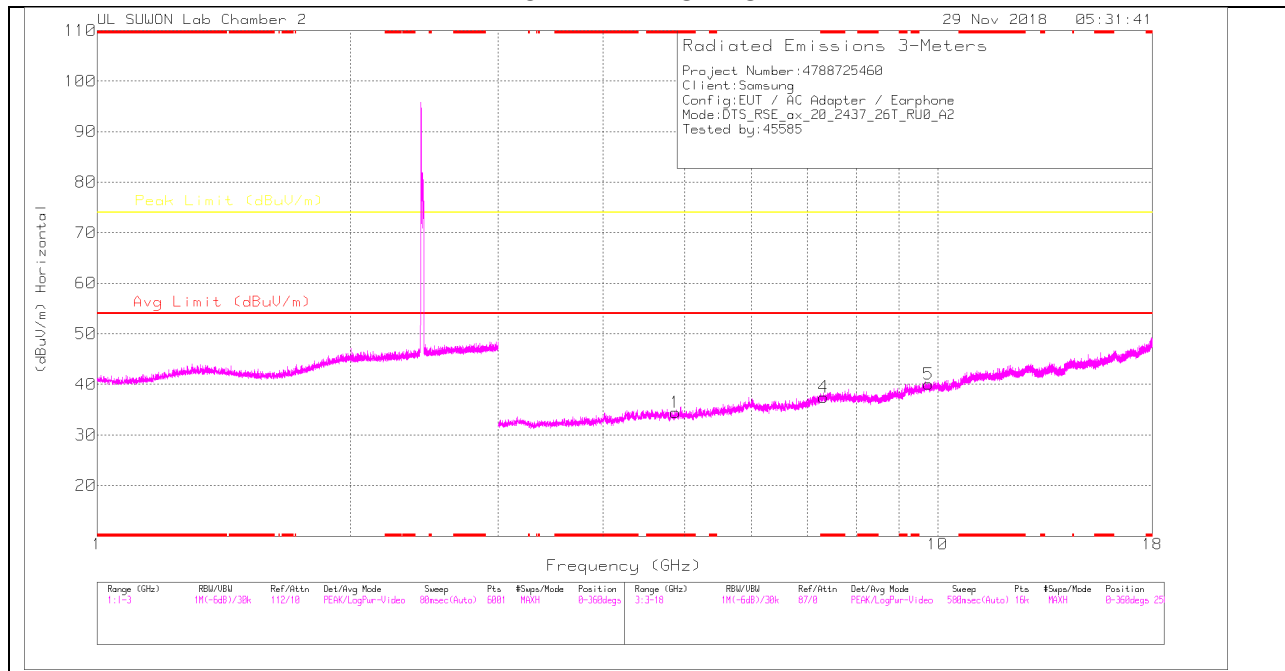
LOW CHANNEL DATA

Trace Markers

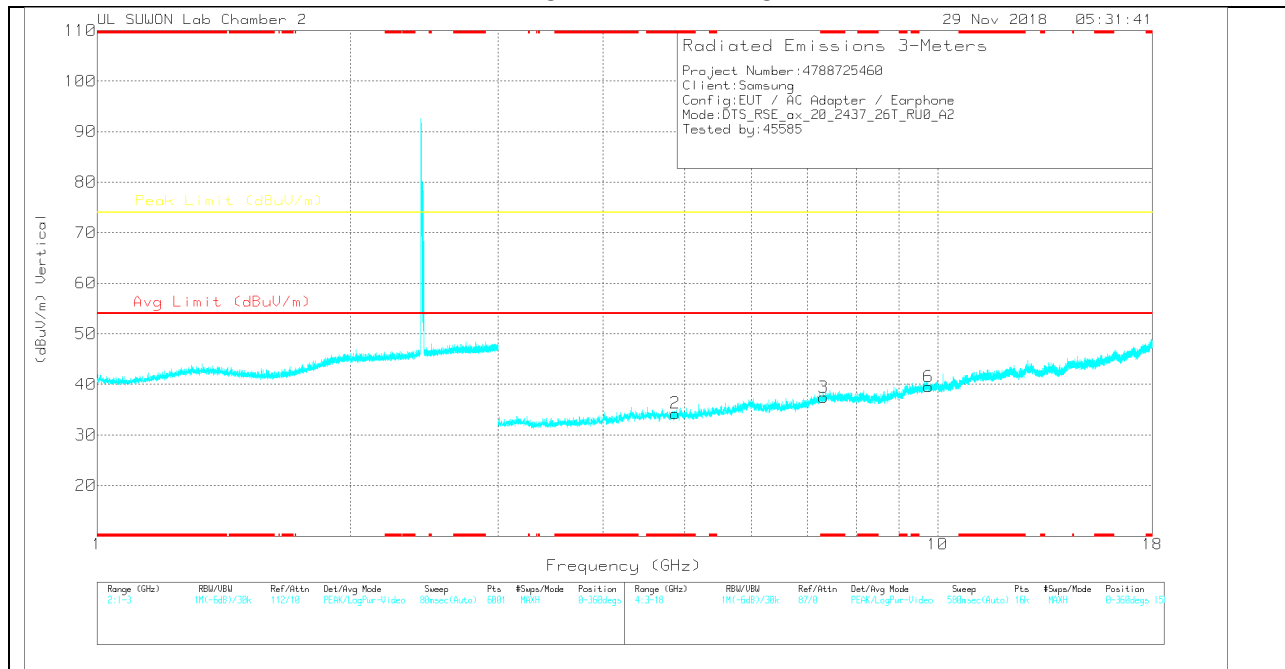
Marker	Frequency (GHz)	Meter Reading (dBuV)	Det	3117_00168724	3GHz_HP[dB]	DC Corr (dB)	Corrected Reading (dBuV/m)	Avg Limit (dBuV/m)	Margin (dB)	Peak Limit (dBuV/m)	Margin (dB)	Azimuth (Degs)	Height (cm)	Polarity
1	* 4.824	28.45	PK	34	-28.1	0	34.35	-	-	74	-39.65	0-360	150	H
4	7.236	26.33	PK	36.1	-25.5	0	36.93	-	-	74	-37.07	0-360	250	H
5	9.648	23.55	PK	37	-21.6	0	38.95	-	-	74	-35.05	0-360	150	H
2	* 4.824	28.37	PK	34	-28.1	0	34.27	-	-	74	-39.73	0-360	250	V
3	7.235	26.78	PK	36.1	-25.5	0	37.38	-	-	74	-36.62	0-360	250	V
6	9.648	24.57	PK	37	-21.6	0	39.97	-	-	74	-34.03	0-360	150	V

* - indicates frequency in CFR47 Pt 15 / IC RSS-Restricted Band
 PK – Peak Detector

MID CHANNEL HORIZONTAL



MID CHANNEL VERTICAL



Note: Emission was scanned up to 26GHz; No emissions were detected above the noise floor which was at least 20dB below the specification limit.

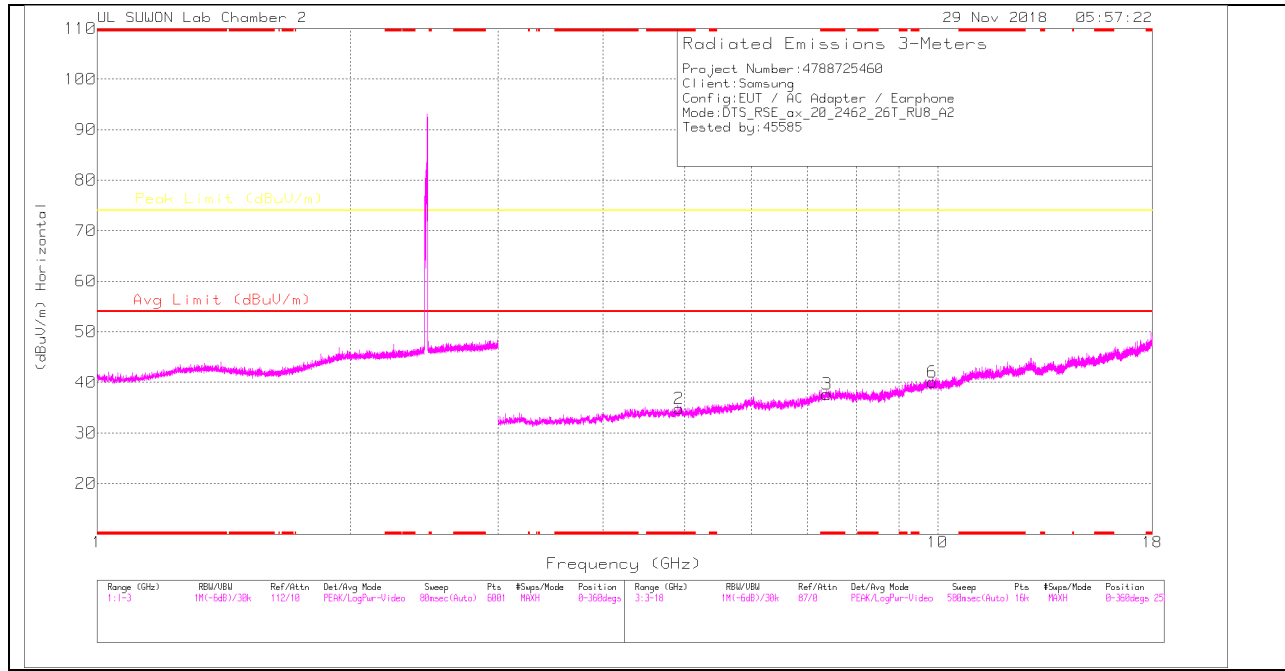
MID CHANNEL DATA

Trace Markers

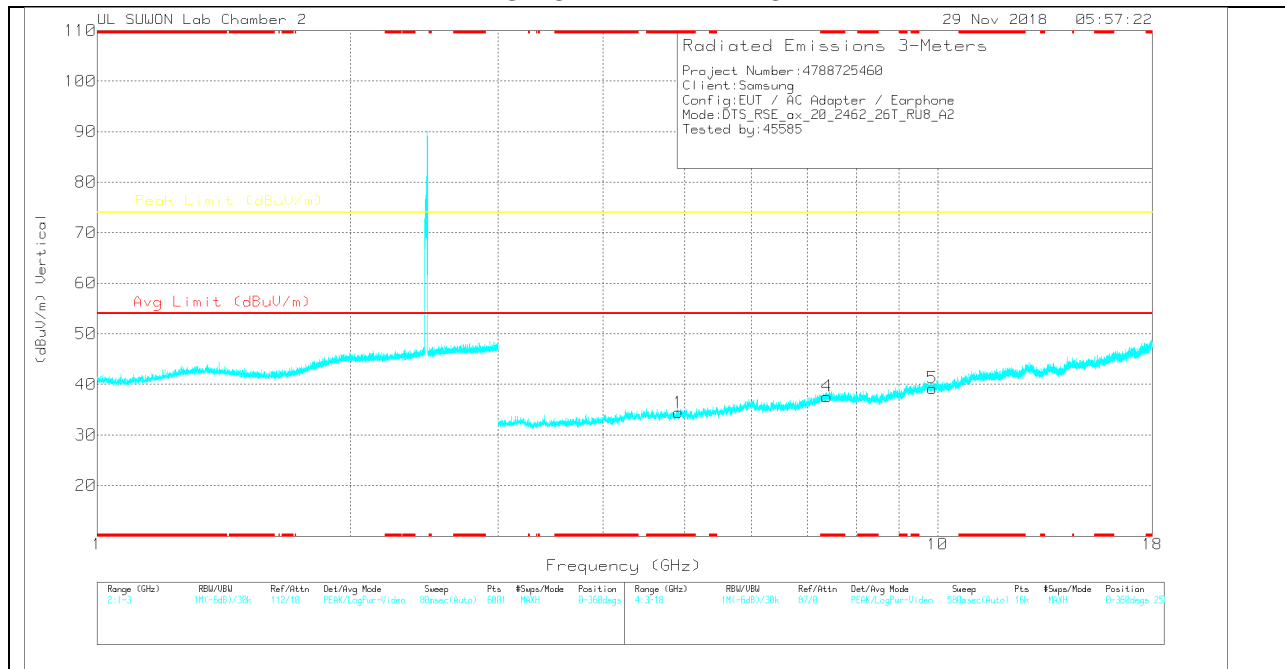
Marker	Frequency (GHz)	Meter Reading (dBuV)	Det	3117_00168724	3GHz_HP[dB]	DC Corr (dB)	Corrected Reading (dBuV/m)	Avg Limit (dBuV/m)	Margin (dB)	Peak Limit (dBuV/m)	Margin (dB)	Azimuth (Degs)	Height (cm)	Polarity
1	* 4.877	28.34	PK	34	-27.9	0	34.44	-	-	74	-39.56	0-360	250	H
4	* 7.312	26.26	PK	36.2	-25	0	37.46	-	-	74	-36.54	0-360	150	H
5	9.749	24.24	PK	37.2	-21.4	0	40.04	-	-	74	-33.96	0-360	150	H
2	* 4.873	28.26	PK	34	-28	0	34.26	-	-	74	-39.74	0-360	250	V
3	* 7.311	26.2	PK	36.2	-25	0	37.4	-	-	74	-36.6	0-360	250	V
6	9.749	23.76	PK	37.2	-21.4	0	39.56	-	-	74	-34.44	0-360	150	V

* - indicates frequency in CFR47 Pt 15 / IC RSS-Restricted Band
 PK – Peak Detector

HIGH CHANNEL HORIZONTAL



HIGH CHANNEL VERTICAL



Note: Emission was scanned up to 26GHz; No emissions were detected above the noise floor which was at least 20dB below the specification limit.

HIGH CHANNEL DATA

Trace Markers

Marker	Frequency (GHz)	Meter Reading (dBuV)	Det	3117_00168724	3GHz_HP[dB]	DC Corr (dB)	Corrected Reading (dBuV/m)	Avg Limit (dBuV/m)	Margin (dB)	Peak Limit (dBuV/m)	Margin (dB)	Azimuth (Degs)	Height (cm)	Polarity
2	* 4.926	28.01	PK	34	-27.2	0	34.81	-	-	74	-39.19	0-360	150	H
3	* 7.385	25.73	PK	36.2	-24.3	0	37.63	-	-	74	-36.37	0-360	150	H
6	9.848	24.55	PK	37.3	-21.8	0	40.05	-	-	74	-33.95	0-360	150	H
1	* 4.918	27.83	PK	34	-27.4	0	34.43	-	-	74	-39.57	0-360	150	V
4	* 7.385	25.71	PK	36.2	-24.3	0	37.61	-	-	74	-36.39	0-360	250	V
5	9.848	23.73	PK	37.3	-21.8	0	39.23	-	-	74	-34.77	0-360	150	V

* - indicates frequency in CFR47 Pt 15 / IC RSS-Restricted Band
 PK – Peak Detector

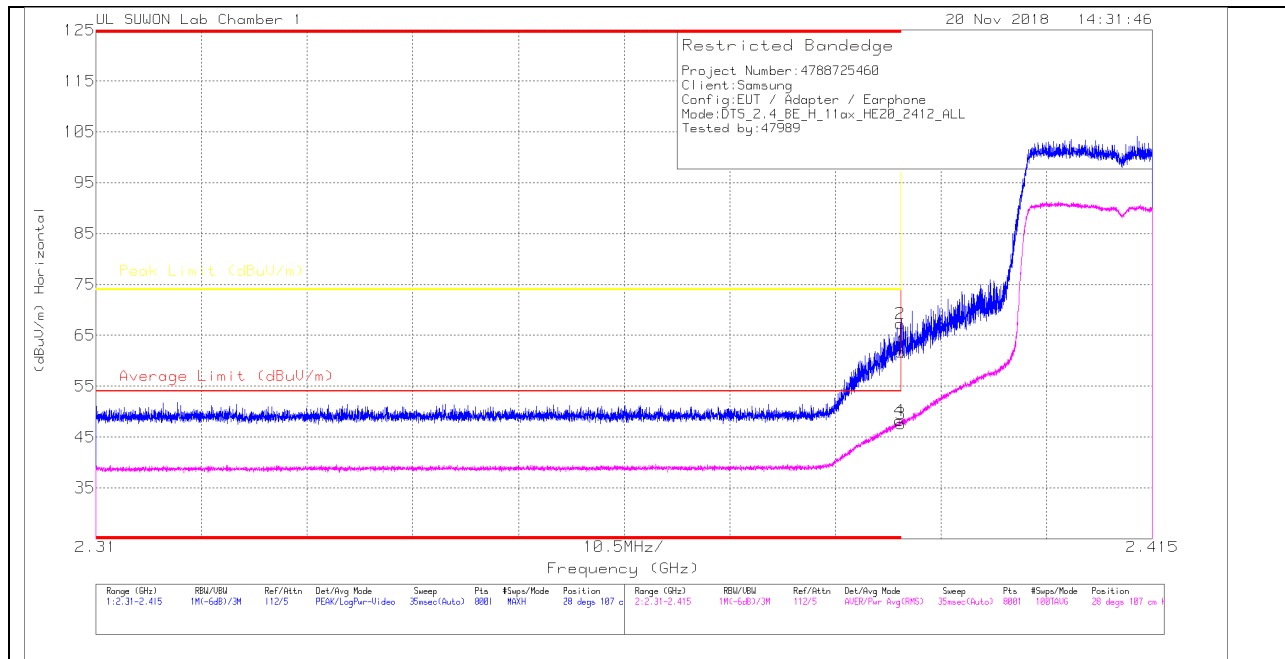
11.2. TRANSMITTER ABOVE 1 GHz_2TX CDD

11.2.1. TX ABOVE 1 GHz 802.11ax HE20 MODE IN THE 2.4 GHz BAND

RESTRICTED BANDEDGE (LOW CHANNEL)

SU mode (MIMO)

HORIZONTAL PEAK AND AVERAGE PLOT



HORIZONTAL DATA

Trace Markers

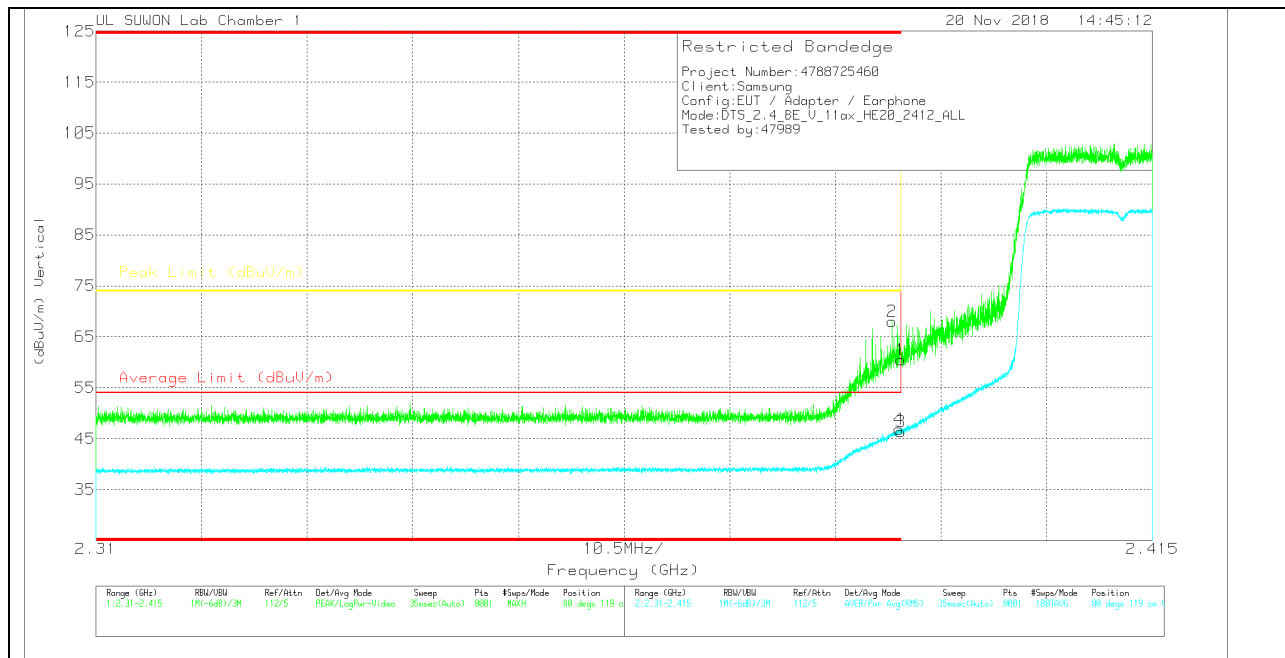
Marker	Frequency (GHz)	Meter Reading (dBuV)	Det	3117_00168717	10dB(dB)	DC Corr (dB)	Corrected Reading (dBuV/m)	Average Limit (dBuV/m)	Margin (dB)	Peak Limit (dBuV/m)	PK Margin (dB)	Azimuth (Deg)	Height (cm)	Polarity
1	* 2.39	55.51	Pk	31.7	-25.5	0	61.71	-	-	74	-12.29	28	107	H
2	* 2.39	61.03	Pk	31.7	-25.5	0	67.23	-	-	74	-6.77	28	107	H
3	* 2.39	41.2	RMS	31.7	-25.5	21	47.61	54	-6.39	-	-	28	107	H
4	* 2.39	41.86	RMS	31.7	-25.5	21	48.27	54	-5.73	-	-	28	107	H

* - indicates frequency in CFR47 Pt 15 / IC RSS-Restricted Band

Pk - Peak detector

RMS - RMS detection

VERTICAL PEAK AND AVERAGE PLOT



VERTICAL DATA

Trace Markers

Marker	Frequency (GHz)	Meter Reading (dBuV)	Det	3117_00168717	10dB(dB)	DC Corr (dB)	Corrected Reading (dBuV/m)	Average Limit (dBuV/m)	Margin (dB)	Peak Limit (dBuV/m)	PK Margin (dB)	Altitude (Degs)	Height (cm)	Polarity
1	* 2.39	54.3	Pk	31.7	-25.5	0	60.5	-	-	74	-13.5	80	119	V
2	* 2.389	61.8	Pk	31.7	-25.5	0	68	-	-	74	-6	80	119	V
3	* 2.39	40	RMS	31.7	-25.5	.21	46.41	54	-7.59	-	-	80	119	V
4	* 2.39	40.53	RMS	31.7	-25.5	.21	46.94	54	-7.06	-	-	80	119	V

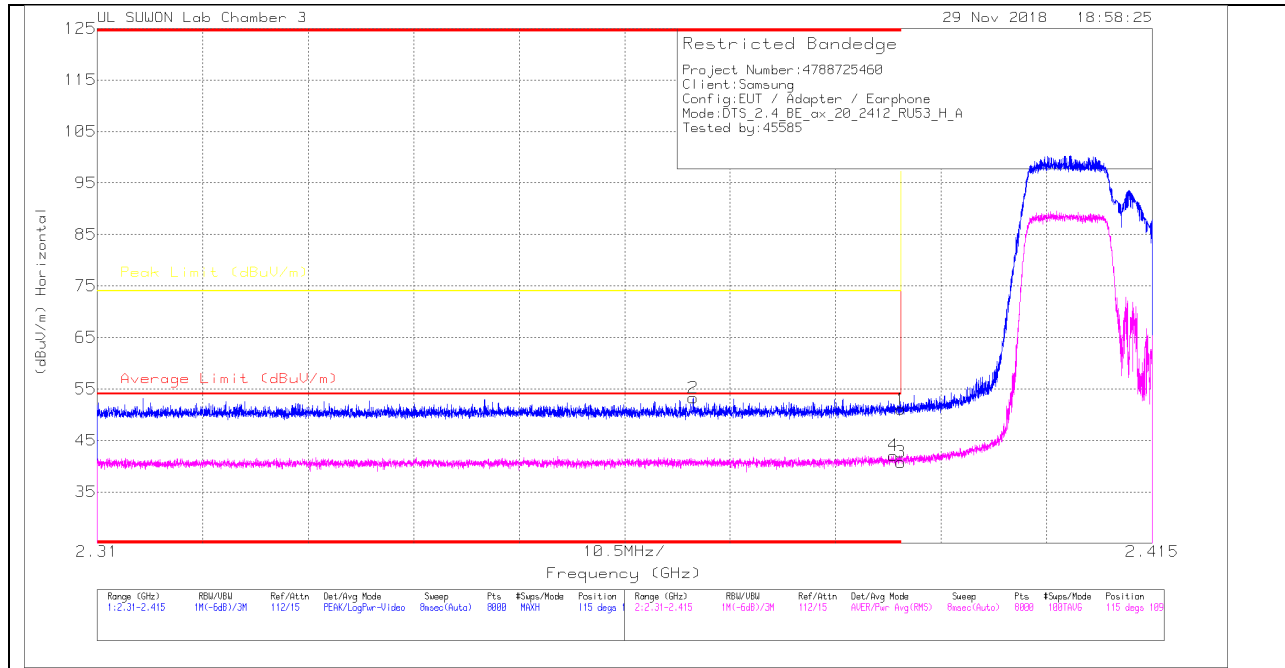
* - indicates frequency in CFR47 Pt 15 / IC RSS-Restricted Band

Pk - Peak detector

RMS - RMS detection

106T RU mode (MIMO / RU offset 53)

HORIZONTAL PEAK AND AVERAGE PLOT



HORIZONTAL DATA

Trace Markers

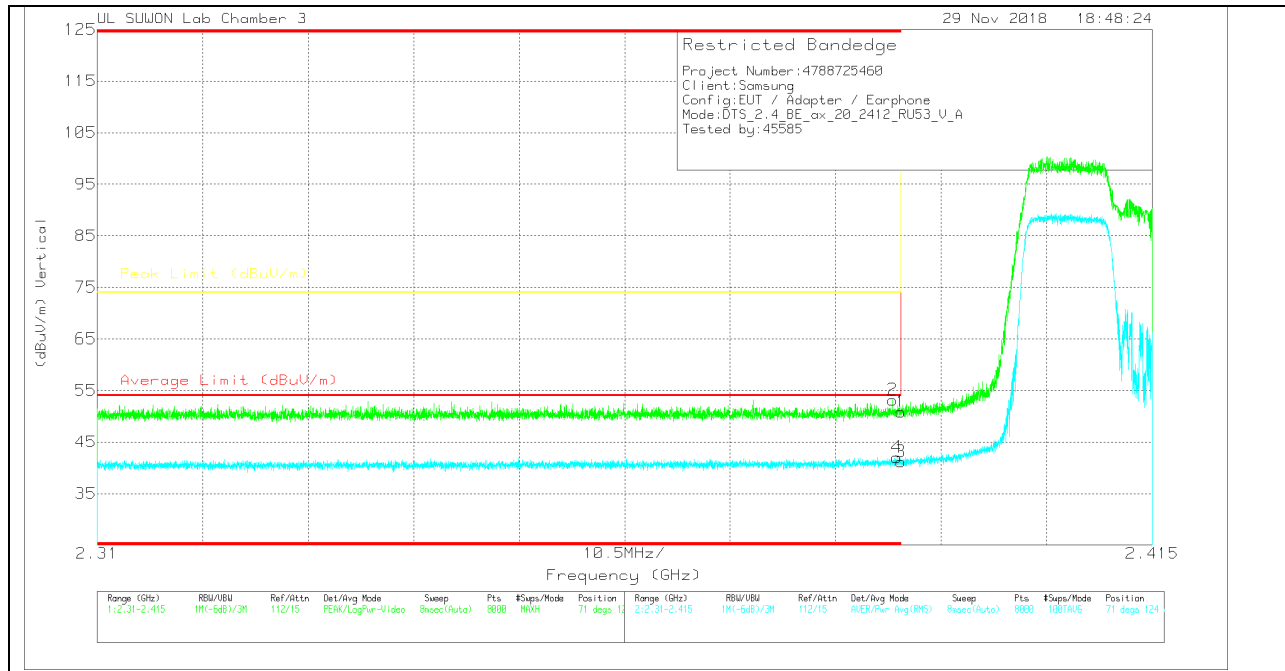
Marker	Frequency (GHz)	Meter Reading (dBuV)	Det	3117_00205959	10dB[dB]	DC Corr (dB)	Corrected Reading (dBuV/m)	Average Limit (dBuV/m)	Margin (dB)	Peak Limit (dBuV/m)	PK Margin (dB)	Azimuth (Degs)	Height (cm)	Polarity
1	* 2.39	42.76	Pk	31.7	-23.4	0	51.06	-	-	74	-22.94	115	109	H
2	* 2.369	45.07	Pk	31.6	-23.4	0	53.27	-	-	74	-20.73	115	109	H
3	* 2.39	32.01	RMS	31.7	-23.4	.44	40.75	54	-13.25	-	-	115	109	H
4	* 2.389	33.32	RMS	31.7	-23.4	.44	42.06	54	-11.94	-	-	115	109	H

* - indicates frequency in CFR47 Pt 15 / IC RSS-Restricted Band

Pk - Peak detector

RMS - RMS detection

VERTICAL PEAK AND AVERAGE PLOT



VERTICAL DATA

Trace Markers

Marker	Frequency (GHz)	Meter Reading (dBuV)	Det	3117_0020959	10dB(dB)	DC Corr (dB)	Corrected Reading (dBuV/m)	Average Limit (dBuV/m)	Margin (dB)	Peak Limit (dBuV/m)	PK Margin (dB)	Asimuth (Degs)	Height (cm)	Polarity
1	* 2.39	42.57	Pk	31.7	-23.4	0	50.87	-	-	74	-23.13	71	124	V
2	* 2.389	44.88	Pk	31.7	-23.4	0	53.18	-	-	74	-20.82	71	124	V
3	* 2.39	32.45	RMS	31.7	-23.4	.44	41.19	54	-12.81	-	-	71	124	V
4	* 2.39	33.3	RMS	31.7	-23.4	.44	42.04	54	-11.96	-	-	71	124	V

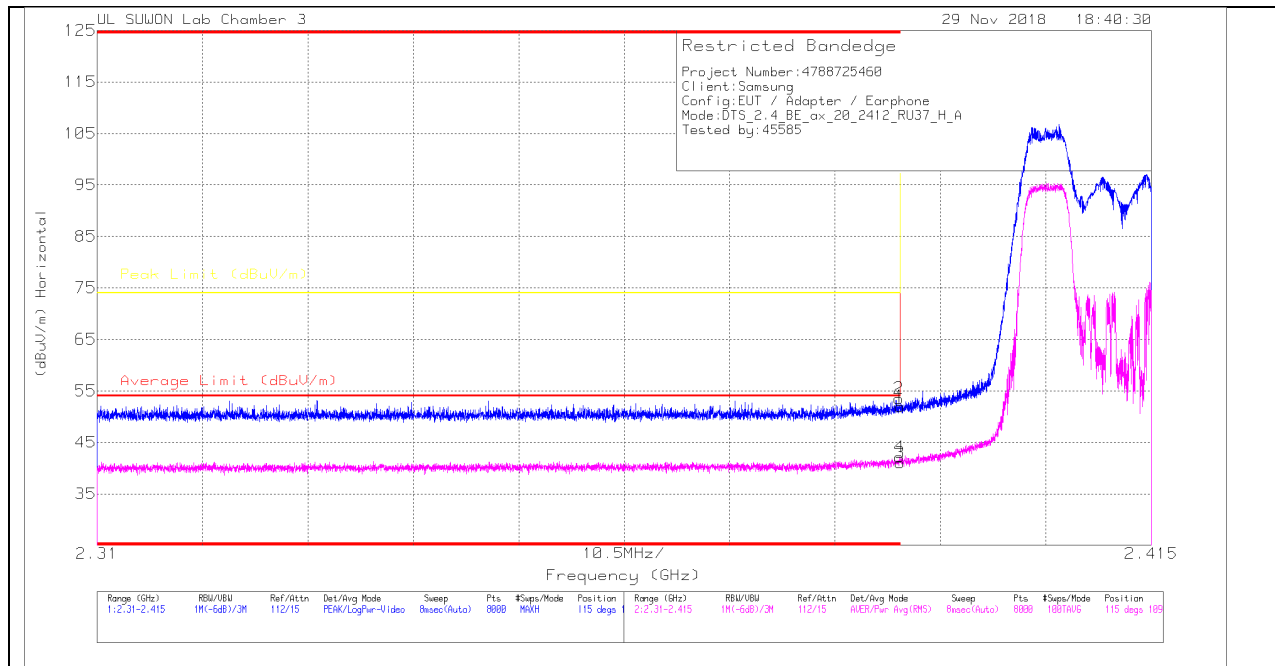
* - indicates frequency in CFR47 Pt 15 / IC RSS-Restricted Band

Pk - Peak detector

RMS - RMS detection

52T RU mode (MIMO / RU offset 37)

HORIZONTAL PEAK AND AVERAGE PLOT



HORIZONTAL DATA

Trace Markers

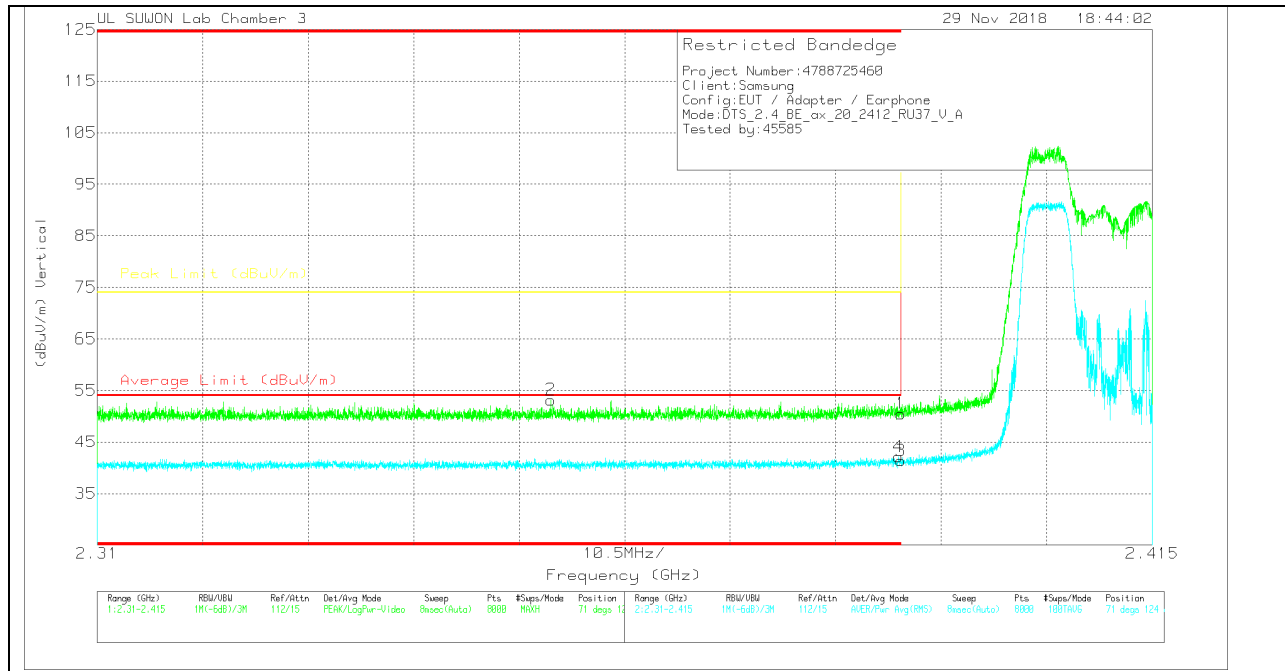
Marker	Frequency (GHz)	Meter Reading (dBuV)	Det	3117_00205959	10dB(dB)	DC Corr (dB)	Corrected Reading (dBuV/m)	Average Limit (dBuV/m)	Margin (dB)	Peak Limit (dBuV/m)	PK Margin (dB)	Azimuth (Degs)	Height (cm)	Polarity
1	* 2.39	43.65	PK	31.7	-23.4	0	51.95	-	-	74	-22.05	115	109	H
2	* 2.39	45.22	PK	31.7	-23.4	0	53.52	-	-	74	-20.48	115	109	H
3	* 2.39	32.72	RMS	31.7	-23.4	.45	41.47	54	-12.53	-	-	115	109	H
4	* 2.39	33.81	RMS	31.7	-23.4	.45	42.56	54	-11.44	-	-	115	109	H

* - indicates frequency in CFR47 Pt 15 / IC RSS-Restricted Band

Pk - Peak detector

RMS - RMS detection

VERTICAL PEAK AND AVERAGE PLOT



VERTICAL DATA

Trace Markers

Marker	Frequency (GHz)	Meter Reading (dBuV)	Det	3117_00209959	10dB(dB)	DC Corr (dB)	Corrected Reading (dBuV/m)	Average Limit (dBuV/m)	Margin (dB)	Peak Limit (dBuV/m)	PK Margin (dB)	Azimuth (Degs)	Height (cm)	Polarity
1	* 2.39	42.21	Pk		-23.4	0	50.51	-	-	74	-23.49	71	124	V
2	* 2.355	44.97	Pk		-23.4	0	53.17	-	-	74	-20.83	71	124	V
3	* 2.39	32.66	RMS		-23.4	-45	41.41	54	-12.59	-	-	71	124	V
4	* 2.39	33.39	RMS		-23.4	-45	42.14	54	-11.86	-	-	71	124	V

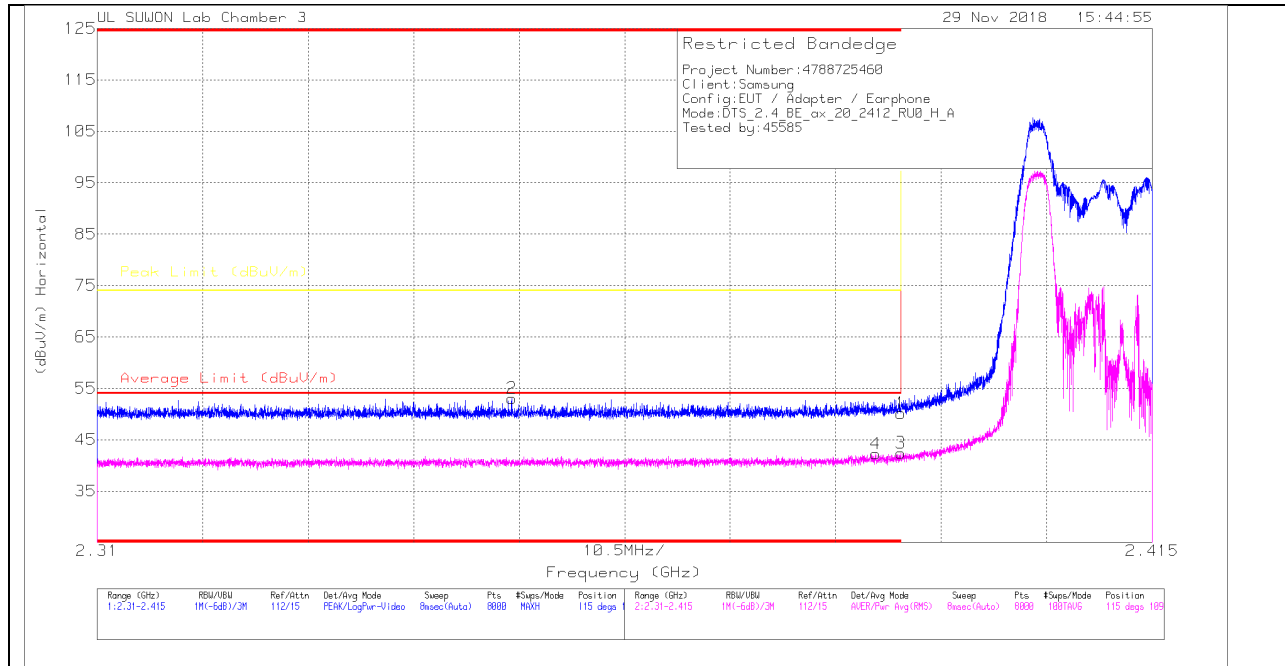
* - indicates frequency in CFR47 Pt 15 / IC RSS-Restricted Band

Pk - Peak detector

RMS - RMS detection

26T RU mode (MIMO / RU offset 0)

HORIZONTAL PEAK AND AVERAGE PLOT



HORIZONTAL DATA

Trace Markers

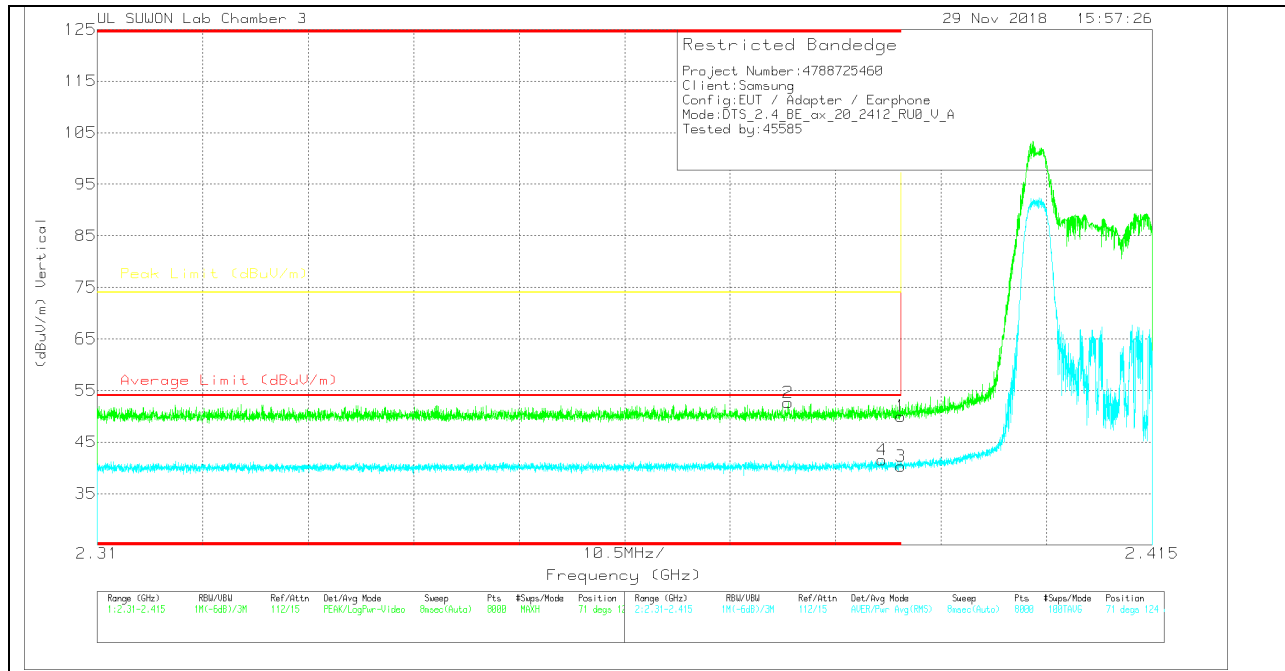
Marker	Frequency (GHz)	Meter Reading (dBuV)	Det	3117_00205959	10dB(dB)	DC Corr (dB)	Corrected Reading (dBuV/m)	Average Limit (dBuV/m)	Margin (dB)	Peak Limit (dBuV/m)	PK Margin (dB)	Azimuth (Degs)	Height (cm)	Polarity
1	* 2.39	41.86	Pk	31.7	-23.4	0	50.16	-	-	74	-23.84	115	109	H
2	* 2.351	44.83	Pk	31.6	-23.4	0	53.03	-	-	74	-20.97	115	109	H
3	* 2.39	33.64	RMS	31.7	-23.4	.46	42.4	54	-11.6	-	-	115	109	H
4	* 2.387	33.48	RMS	31.7	-23.4	.46	42.24	54	-11.76	-	-	115	109	H

* - indicates frequency in CFR47 Pt 15 / IC RSS-Restricted Band

Pk - Peak detector

RMS - RMS detection

VERTICAL PEAK AND AVERAGE PLOT



VERTICAL DATA

Trace Markers

Marker	Frequency (GHz)	Meter Reading (dBuV)	Det	3117_00205959	10dB[dB]	DC Corr (dB)	Corrected Reading (dBuV/m)	Average Limit (dBuV/m)	Margin (dB)	Peak Limit (dBuV/m)	PK Margin (dB)	Azimuth (Degs)	Height (cm)	Polarity
1	* 2.39	41.69	PK	31.7	-23.4	0	49.99	-	-	74	-24.01	71	124	V
2	* 2.379	44.42	PK	31.6	-23.4	0	52.62	-	-	74	-21.38	71	124	V
3	* 2.39	32.02	RMS	31.7	-23.4	.46	40.78	54	-13.23	-	-	71	124	V
4	* 2.388	33.24	RMS	31.7	-23.4	.46	42.00	54	-12.00	-	-	71	124	V

* - indicates frequency in CFR47 Pt 15 / IC RSS-Restricted Band

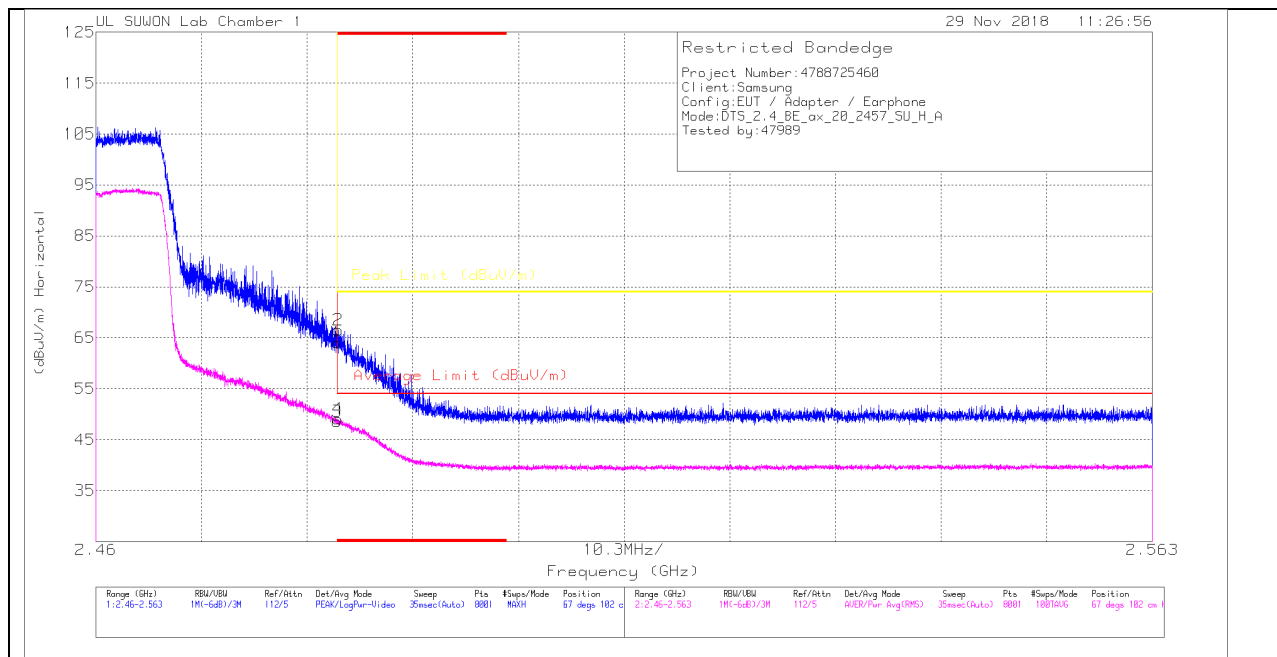
PK - Peak detector

RMS - RMS detection

AUTHORIZED BANDEDGE (HIGH CHANNEL)

SU mode (MIMO)

HORIZONTAL PEAK AND AVERAGE PLOT



HORIZONTAL DATA

Trace Markers

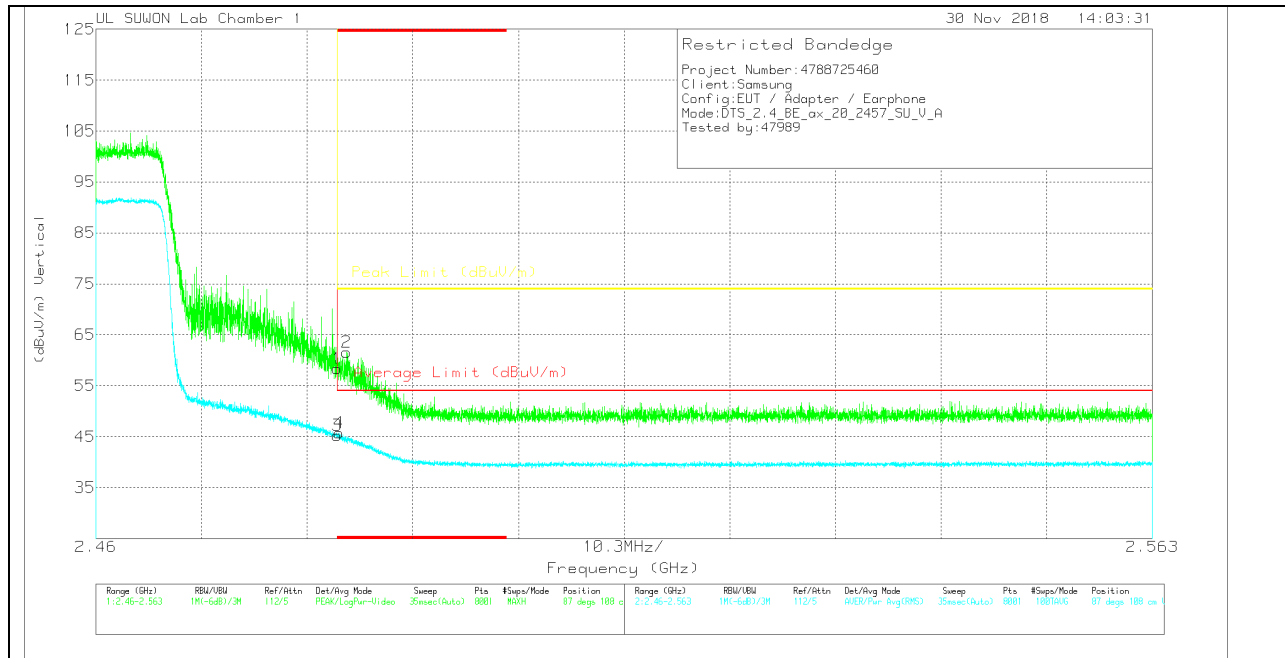
Marker	Frequency (GHz)	Meter Reading (dBuV)	Det	3117_00168717	10dB(dB)	DC Corr (dB)	Corrected Reading (dBuV/m)	Average Limit (dBuV/m)	Margin (dB)	Peak Limit (dBuV/m)	PK Margin (dB)	Azimuth (Degs)	Height (cm)	Polarity
1	* 2.484	57.49	Pk	31.9	-25.3	0	64.09	-	-	74	-9.91	67	102	H
2	* 2.484	59.95	Pk	31.9	-25.3	0	66.55	-	-	74	-7.45	67	102	H
3	* 2.484	41.82	RMS	31.9	-25.3	.21	48.63	54	-5.37	-	-	67	102	H
4	* 2.484	42.3	RMS	31.9	-25.3	.21	49.11	54	-4.89	-	-	67	102	H

* - indicates frequency in CFR47 Pt 15 / IC RSS-Restricted Band

Pk - Peak detector

RMS - RMS detection

VERTICAL PEAK AND AVERAGE PLOT



VERTICAL DATA

Trace Markers

Marker	Frequency (GHz)	Meter Reading (dBuV)	Det	3117_00168717	10dB(dB)	DC Corr (dB)	Corrected Reading (dBuV/m)	Average Limit (dBuV/m)	Margin (dB)	Peak Limit (dBuV/m)	PK Margin (dB)	Altitude (Degs)	Height (cm)	Polarity
1	* 2.484	51.78	Pk	31.9	-25.3	0	58.38	-	-	74	-15.62	87	108	V
2	* 2.484	54.94	Pk	31.9	-25.3	0	61.54	-	-	74	-12.46	87	108	V
3	* 2.484	38.39	RMS	31.9	-25.3	.21	45.20	54	-8.8	-	-	87	108	V
4	* 2.484	38.88	RMS	31.9	-25.3	.21	45.69	54	-8.31	-	-	87	108	V

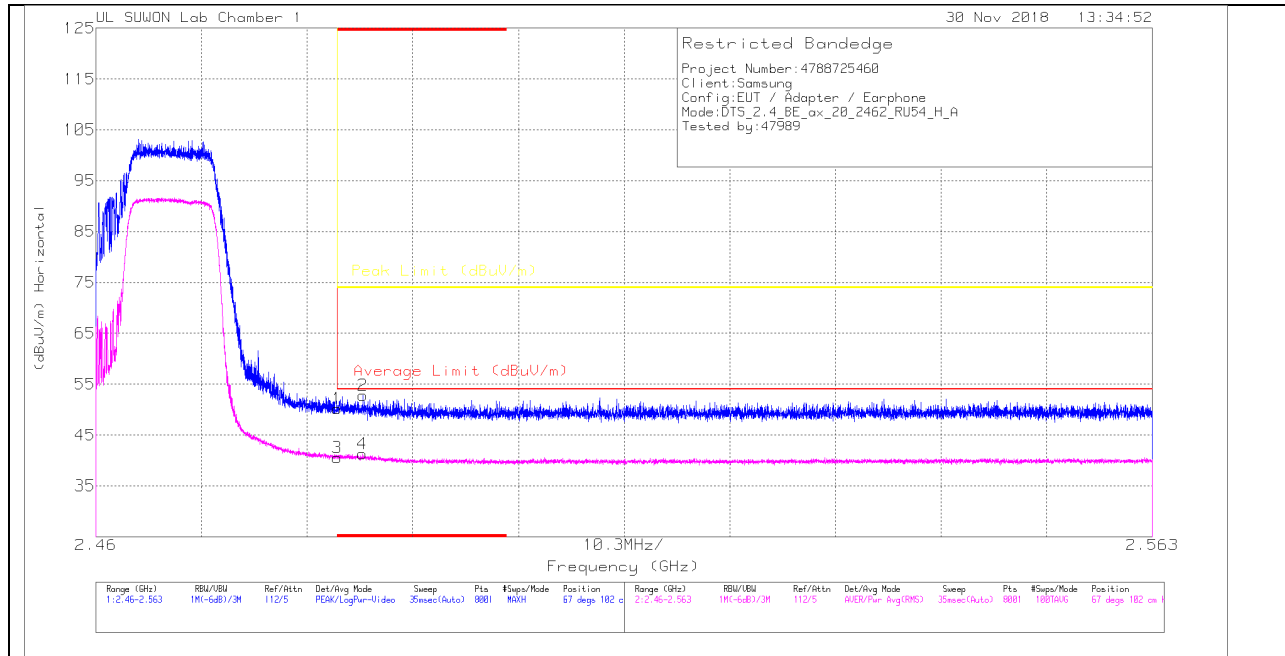
* - indicates frequency in CFR47 Pt 15 / IC RSS-Restricted Band

Pk - Peak detector

RMS - RMS detection

106T RU mode (MIMO / RU offset 54)

HORIZONTAL PEAK AND AVERAGE PLOT



HORIZONTAL DATA

Trace Markers

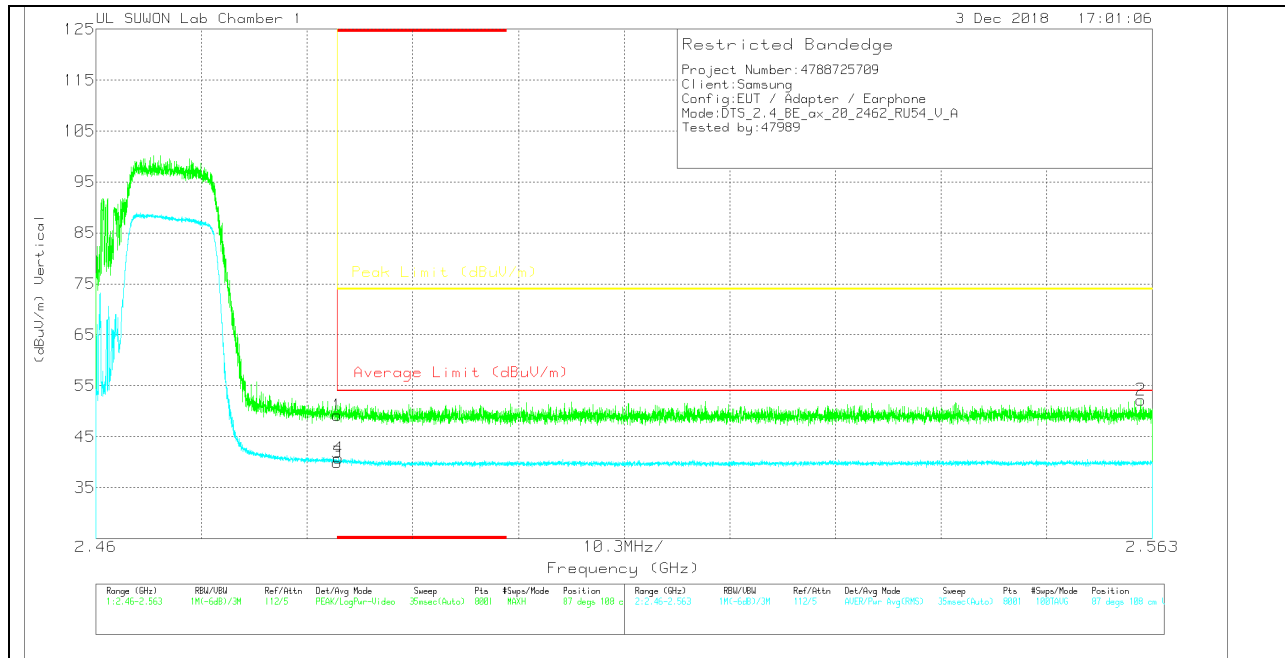
Marker	Frequency (GHz)	Meter Reading (dBuV)	Det	3117_00168717	10dB(dB)	DC Corr (dB)	Corrected Reading (dBuV/m)	Average Limit (dBuV/m)	Margin (dB)	Peak Limit (dBuV/m)	PK Margin (dB)	Azimuth (Degs)	Height (cm)	Polarity
1	* 2.484	43.64	Pk	31.9	-25.3	0	50.24	-	-	74	-23.76	67	102	H
2	* 2.486	46.06	Pk	31.9	-25.2	0	52.76	-	-	74	-21.24	67	102	H
3	* 2.484	33.57	RMS	31.9	-25.3	.44	40.61	54	-13.39	-	-	67	102	H
4	* 2.486	34.19	RMS	31.9	-25.2	.44	41.33	54	-12.67	-	-	67	102	H

* - indicates frequency in CFR47 Pt 15 / IC RSS-Restricted Band

Pk - Peak detector

RMS - RMS detection

VERTICAL PEAK AND AVERAGE PLOT



VERTICAL DATA

Trace Markers

Marker	Frequency (GHz)	Meter Reading (dBuV)	Det	3117_00168717	10dB(dB)	DC Corr (dB)	Corrected Reading (dBuV/m)	Average Limit (dBuV/m)	Margin (dB)	Peak Limit (dBuV/m)	PK Margin (dB)	Azimuth (Degs)	Height (cm)	Polarity
1	* 2.484	42.56	Pk	31.9	-25.3	0	49.16	-	-	74	-24.84	87	108	V
2	2.562	45.34	Pk	32	-25.1	0	52.24	-	-	74	-21.76	87	108	V
3	* 2.484	32.93	RMS	31.9	-25.3	.44	39.97	54	-14.03	-	-	87	108	V
4	* 2.484	33.78	RMS	31.9	-25.3	.44	40.82	54	-13.18	-	-	87	108	V

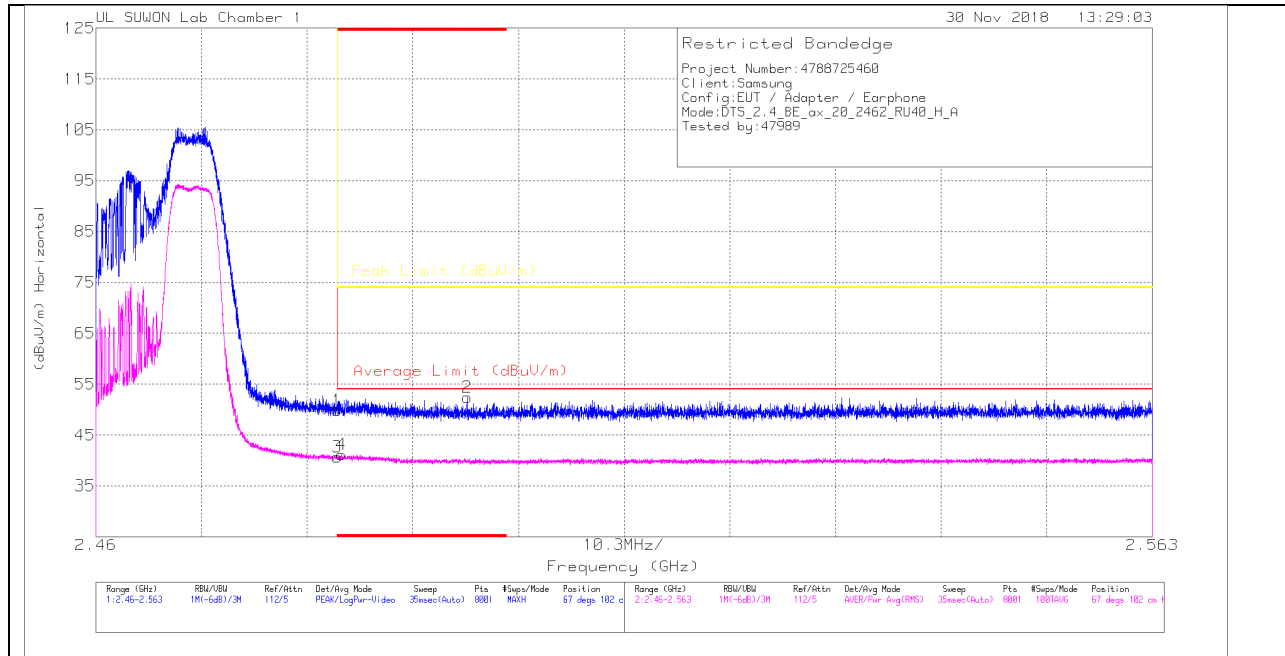
* - indicates frequency in CFR47 Pt 15 / IC RSS-Restricted Band

Pk - Peak detector

RMS - RMS detection

52T RU mode (MIMO / RU offset 40)

HORIZONTAL PEAK AND AVERAGE PLOT



HORIZONTAL DATA

Trace Markers

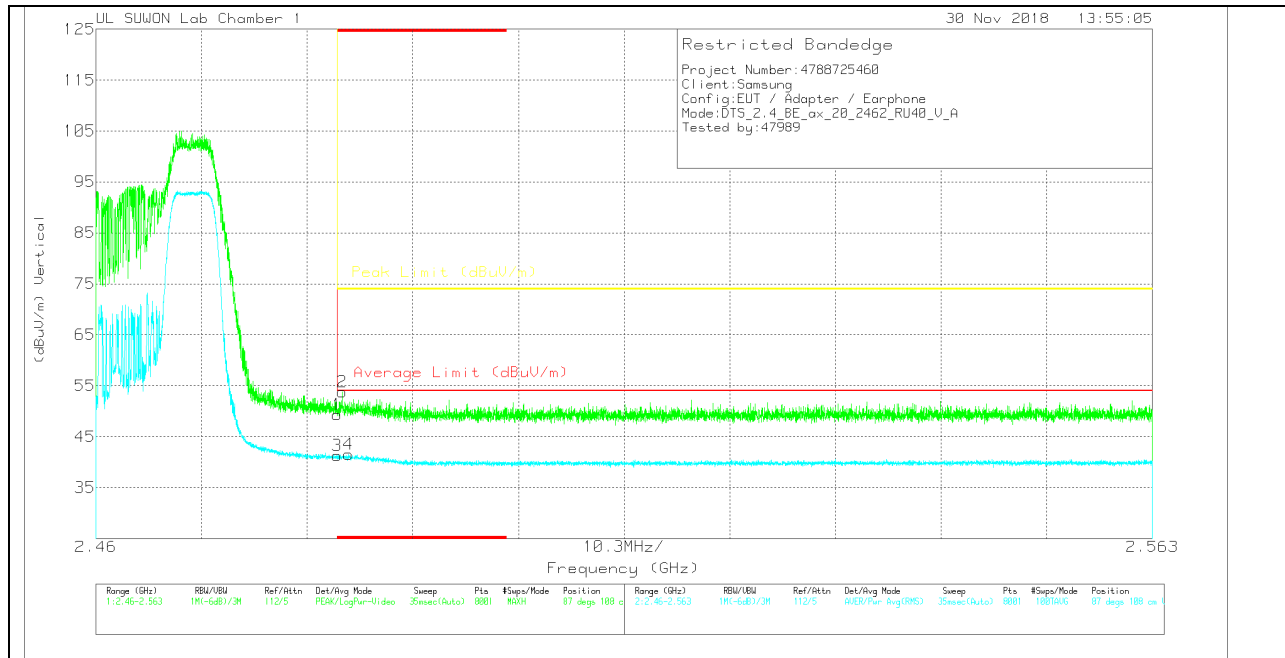
Marker	Frequency (GHz)	Meter Reading (dBuV)	Det	3117_00168717	10dB(dB)	DC Corr (dB)	Corrected Reading (dBuV/m)	Average Limit (dBuV/m)	Margin (dB)	Peak Limit (dBuV/m)	PK Margin (dB)	Azimuth (Degs)	Height (cm)	Polarity
1	* 2.484	43.24	Pk	31.9	-25.3	0	49.84	-	-	74	-24.16	67	102	H
2	* 2.496	45.68	Pk	31.9	-25.2	0	52.38	-	-	74	-21.62	67	102	H
3	* 2.484	33.62	RMS	31.9	-25.3	.45	40.67	54	-13.33	-	-	67	102	H
4	* 2.484	34.09	RMS	31.9	-25.3	.45	41.14	54	-12.86	-	-	67	102	H

* - indicates frequency in CFR47 Pt 15 / IC RSS-Restricted Band

Pk - Peak detector

RMS - RMS detection

VERTICAL PEAK AND AVERAGE PLOT



VERTICAL DATA

Trace Markers

Marker	Frequency (GHz)	Meter Reading (dBuV)	Det	3117_00168717	10dB(dB)	DC Corr (dB)	Corrected Reading (dBuV/m)	Average Limit (dBuV/m)	Margin (dB)	Peak Limit (dBuV/m)	PK Margin (dB)	Azimuth (Degs)	Height (cm)	Polarity
1	* 2.484	42.77	Pk	31.9	-25.3	0	49.37	-	-	74	-24.63	87	108	V
2	* 2.484	47.16	Pk	31.9	-25.3	0	53.76	-	-	74	-20.24	87	108	V
3	* 2.484	34.26	RMS	31.9	-25.3	.45	41.31	54	-12.69	-	-	87	108	V
4	* 2.485	34.55	RMS	31.9	-25.3	.45	41.6	54	-12.4	-	-	87	108	V

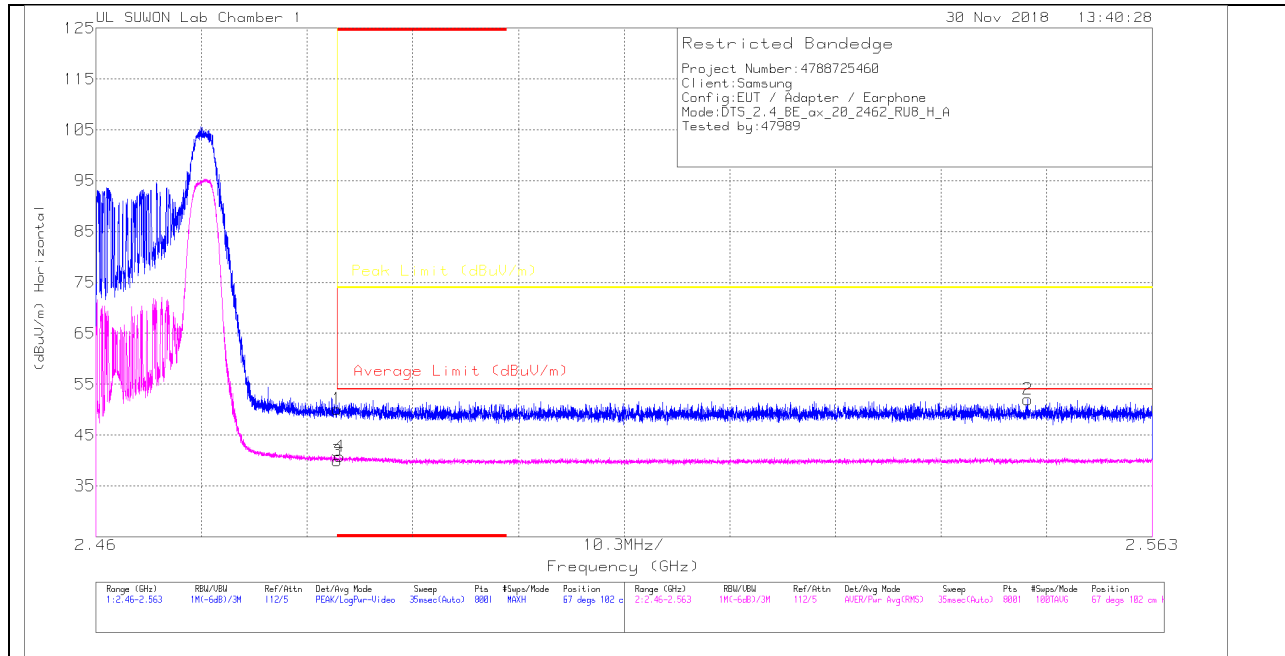
* - indicates frequency in CFR47 Pt 15 / IC RSS-Restricted Band

Pk - Peak detector

RMS - RMS detection

26T RU mode (MIMO / RU offset 8)

HORIZONTAL PEAK AND AVERAGE PLOT



HORIZONTAL DATA

Trace Markers

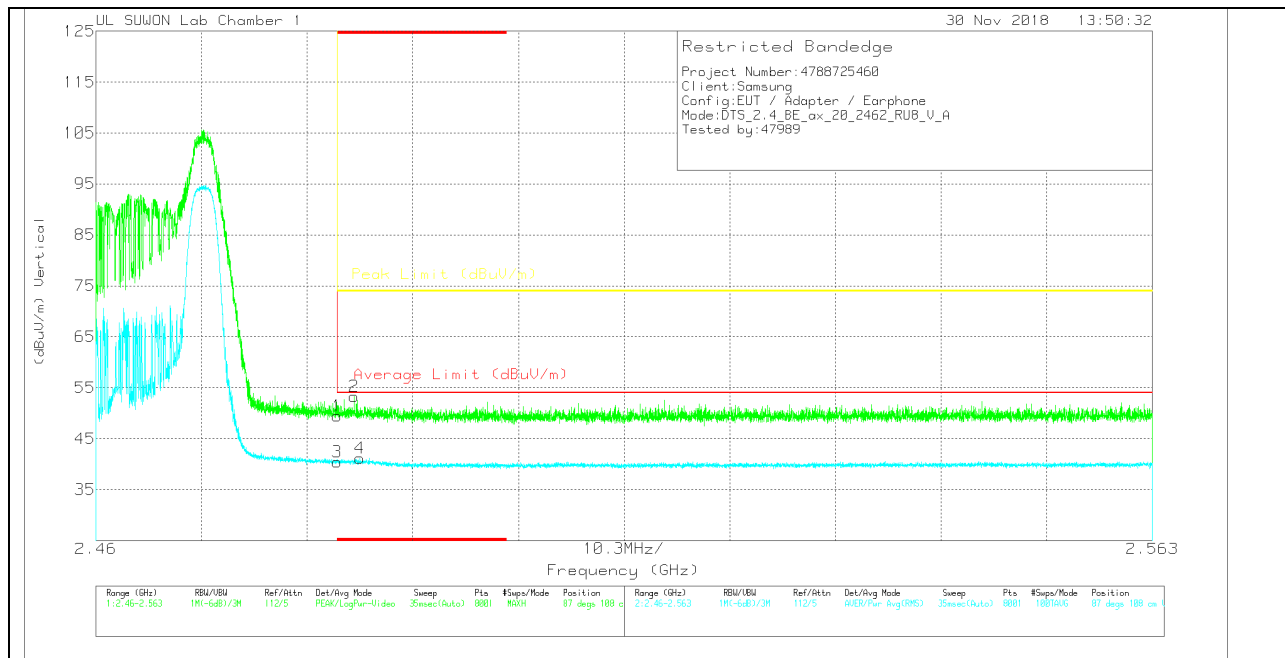
Marker	Frequency (GHz)	Meter Reading (dBuV)	Det	3117_D0168717	10dB(dB)	DC Corr (dB)	Corrected Reading (dBuV/m)	Average Limit (dBuV/m)	Margin (dB)	Peak Limit (dBuV/m)	PK Margin (dB)	Azimuth (Degs)	Height (cm)	Polarity
1	* 2.484	43.54	Pk	31.9	-25.3	0	50.14	-	-	74	-23.86	67	102	H
2	2.551	45.1	Pk	32	-25.1	0	52	-	-	74	-22	67	102	H
3	* 2.484	32.89	RMS	31.9	-25.3	.46	39.95	54	-14.05	-	-	67	102	H
4	* 2.484	33.77	RMS	31.9	-25.3	.46	40.83	54	-13.17	-	-	67	102	H

* - indicates frequency in CFR47 Pt 15 / IC RSS-Restricted Band

Pk - Peak detector

RMS - RMS detection

VERTICAL PEAK AND AVERAGE PLOT



VERTICAL DATA

Trace Markers

Marker	Frequency (GHz)	Meter Reading (dBuV)	Det	3117_00168717	10dB(dB)	DC Corr (dB)	Corrected Reading (dBuV/m)	Average Limit (dBuV/m)	Margin (dB)	Peak Limit (dBuV/m)	PK Margin (dB)	Azimuth (Degs)	Height (cm)	Polarity
1	* 2.484	42.82	Pk	31.9	-25.3	0	49.42	-	-	74	-24.58	87	108	V
2	* 2.485	46.75	Pk	31.9	-25.3	0	53.35	-	-	74	-20.65	87	108	V
3	* 2.484	33.42	RMS	31.9	-25.3	.46	40.48	54	-13.52	-	-	87	108	V
4	* 2.486	34.07	RMS	31.9	-25.2	.46	41.23	54	-12.77	-	-	87	108	V

* - indicates frequency in CFR47 Pt 15 / IC RSS-Restricted Band

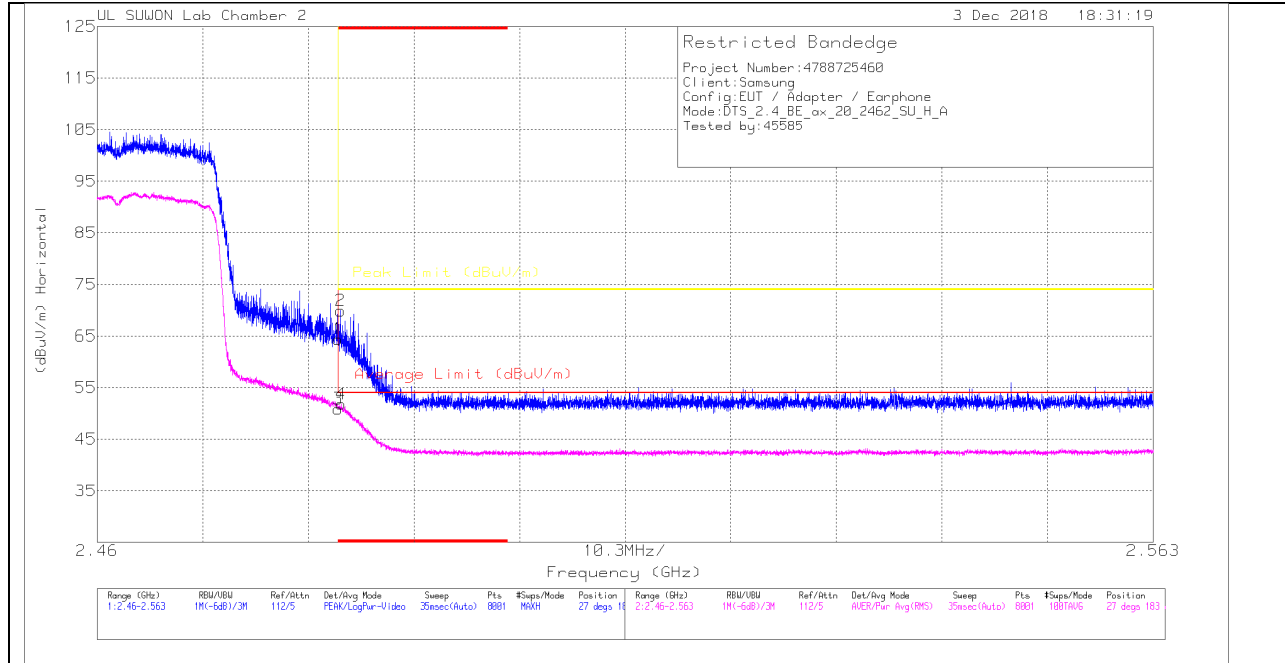
Pk - Peak detector

RMS - RMS detection

AUTHORIZED BANDEDGE (11 CHANNEL)

SU mode (MIMO)

HORIZONTAL PEAK AND AVERAGE PLOT



HORIZONTAL DATA

Trace Markers

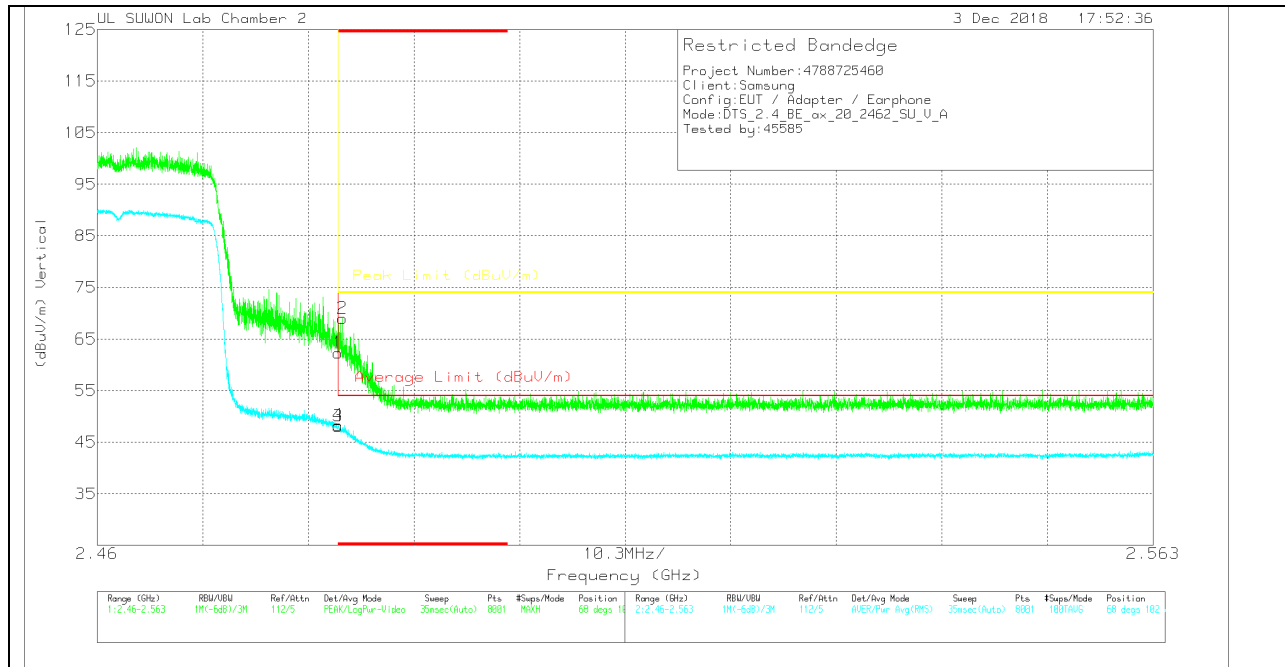
Marker	Frequency (GHz)	Meter Reading (dBuV)	Det	3117_00168724	10dB(dB)	DC Corr (dB)	Corrected Reading (dBuV/m)	Average Limit (dBuV/m)	Margin (dB)	Peak Limit (dBuV/m)	PK Margin (dB)	Azimuth (Degs)	Height (cm)	Polarity
1	* 2.484	53.12	Pk	31.9	-20.6	0	64.42	-	-	74	-9.58	27	183	H
2	* 2.484	58.61	Pk	31.9	-20.6	0	69.91	-	-	74	-4.09	27	183	H
3	* 2.484	39.37	RMS	31.9	-20.6	.21	50.88	54	-3.12	-	-	27	183	H
4	* 2.484	40.28	RMS	31.9	-20.6	.21	51.79	54	-2.21	-	-	27	183	H

* - indicates frequency in CFR47 Pt 15 / IC RSS-Restricted Band

Pk - Peak detector

RMS - RMS detection

VERTICAL PEAK AND AVERAGE PLOT



VERTICAL DATA

Trace Markers

Marker	Frequency (GHz)	Meter Reading (dBuV)	Det	3117_00168724	10dB(dB)	DC Corr (dB)	Corrected Reading (dBuV/m)	Average Limit (dBuV/m)	Margin (dB)	Peak Limit (dBuV/m)	PK Margin (dB)	Azimuth (Degs)	Height (cm)	Polarity
1	* 2.484	51.03	Pk	31.9	-20.6	0	62.33	-	-	74	-11.67	68	102	V
2	* 2.484	57.73	Pk	31.9	-20.6	0	69.03	-	-	74	-4.97	68	102	V
3	* 2.484	36.62	RMS	31.9	-20.6	.21	48.13	54	-5.87	-	-	68	102	V
4	* 2.484	36.8	RMS	31.9	-20.6	.21	48.31	54	-5.69	-	-	68	102	V

* - indicates frequency in CFR47 Pt 15 / IC RSS-Restricted Band

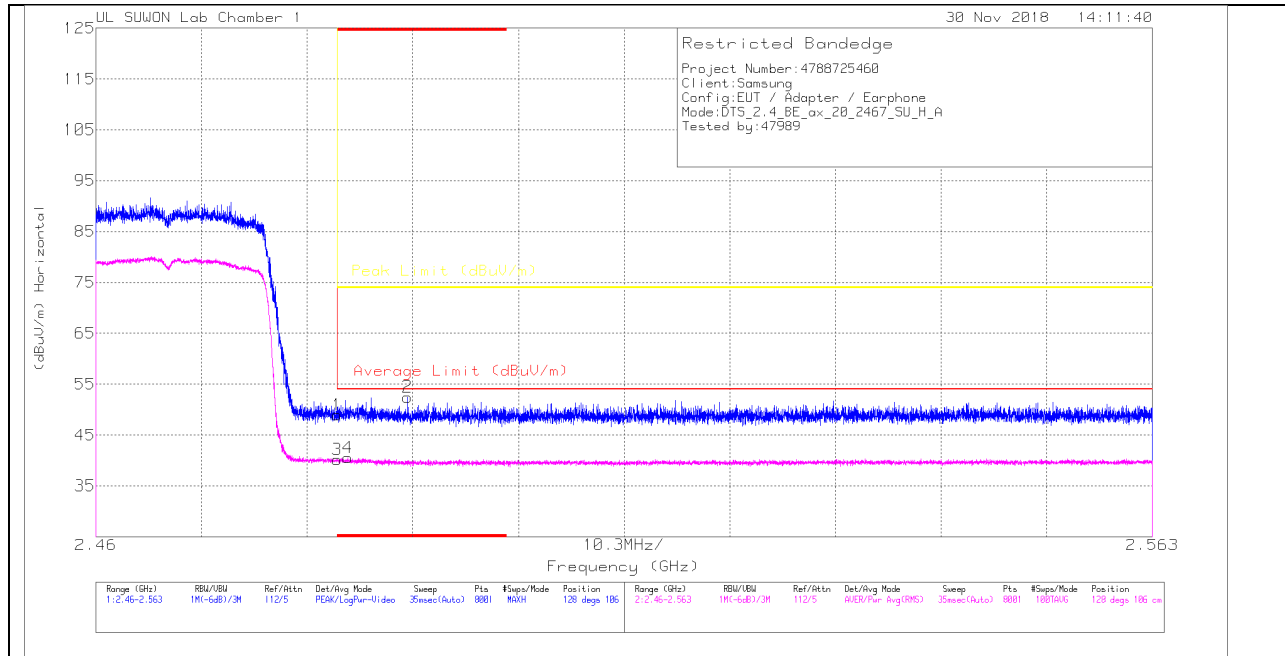
Pk - Peak detector

RMS - RMS detection

AUTHORIZED BANDEDGE (12 CHANNEL)

SU mode (MIMO)

HORIZONTAL PEAK AND AVERAGE PLOT



HORIZONTAL DATA

Trace Markers

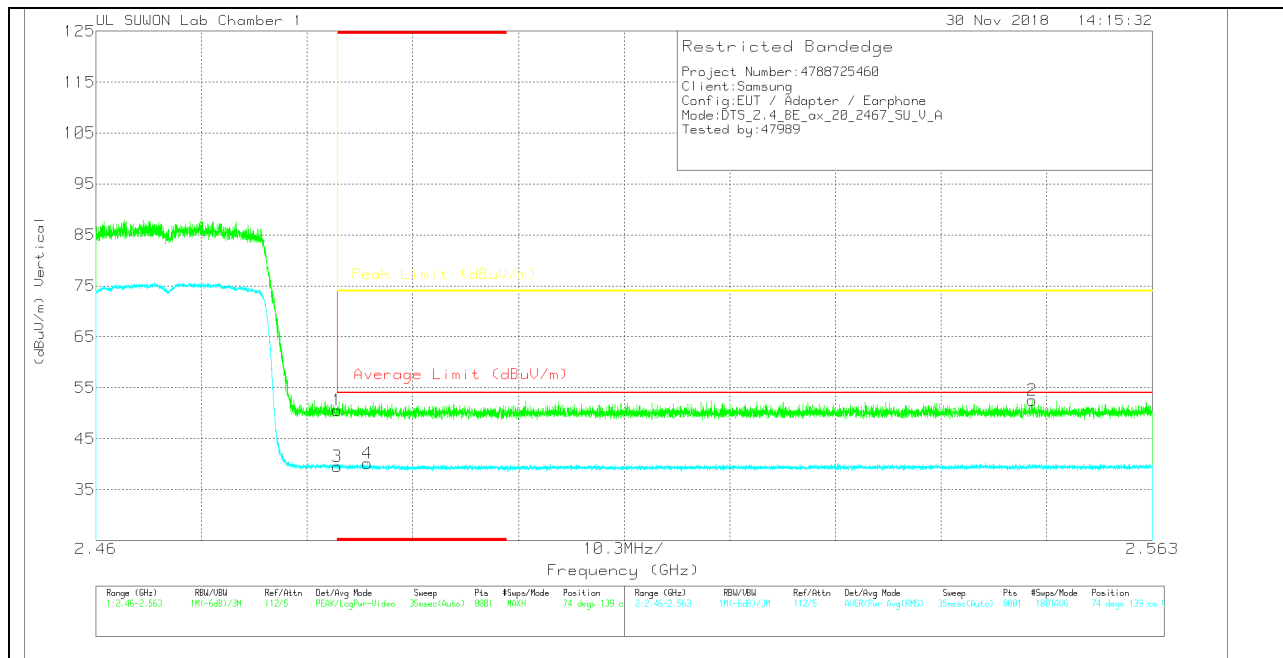
Marker	Frequency (GHz)	Meter Reading (dBuV)	Det	3117_00168717	10dB(dB)	DC Corr (dB)	Corrected Reading (dBuV/m)	Average Limit (dBuV/m)	Margin (dB)	Peak Limit (dBuV/m)	PK Margin (dB)	Azimuth (Degs)	Height (cm)	Polarity
1	* 2.484	42.35	Pk	31.9	-25.3	0	48.95	-	-	74	-25.05	128	106	H
2	* 2.49	45.89	Pk	31.9	-25.3	0	52.49	-	-	74	-21.51	128	106	H
3	* 2.484	33.35	RMS	31.9	-25.3	.21	40.16	54	-13.84	-	-	128	106	H
4	* 2.485	33.74	RMS	31.9	-25.3	.21	40.55	54	-13.45	-	-	128	106	H

* - indicates frequency in CFR47 Pt 15 / IC RSS-Restricted Band

Pk - Peak detector

RMS - RMS detection

VERTICAL PEAK AND AVERAGE PLOT



VERTICAL DATA

Trace Markers

Marker	Frequency (GHz)	Meter Reading (dBuV)	Det	3117_00168717	10dB(dB)	DC Corr (dB)	Corrected Reading (dBuV/m)	Average Limit (dBuV/m)	Margin (dB)	Peak Limit (dBuV/m)	PK Margin (dB)	Azimuth (Degs)	Height (cm)	Polarity
1	* 2.484	43.96	PK	31.9	-25.3	0	50.56	-	-	74	-23.44	74	139	V
2	2.551	45.63	PK	32	-25.1	0	52.53	-	-	74	-21.47	74	139	V
3	* 2.484	32.96	RMS	31.9	-25.3	.21	39.77	54	-14.23	-	-	74	139	V
4	* 2.486	33.49	RMS	31.9	-25.2	.21	40.4	54	-13.6	-	-	74	139	V

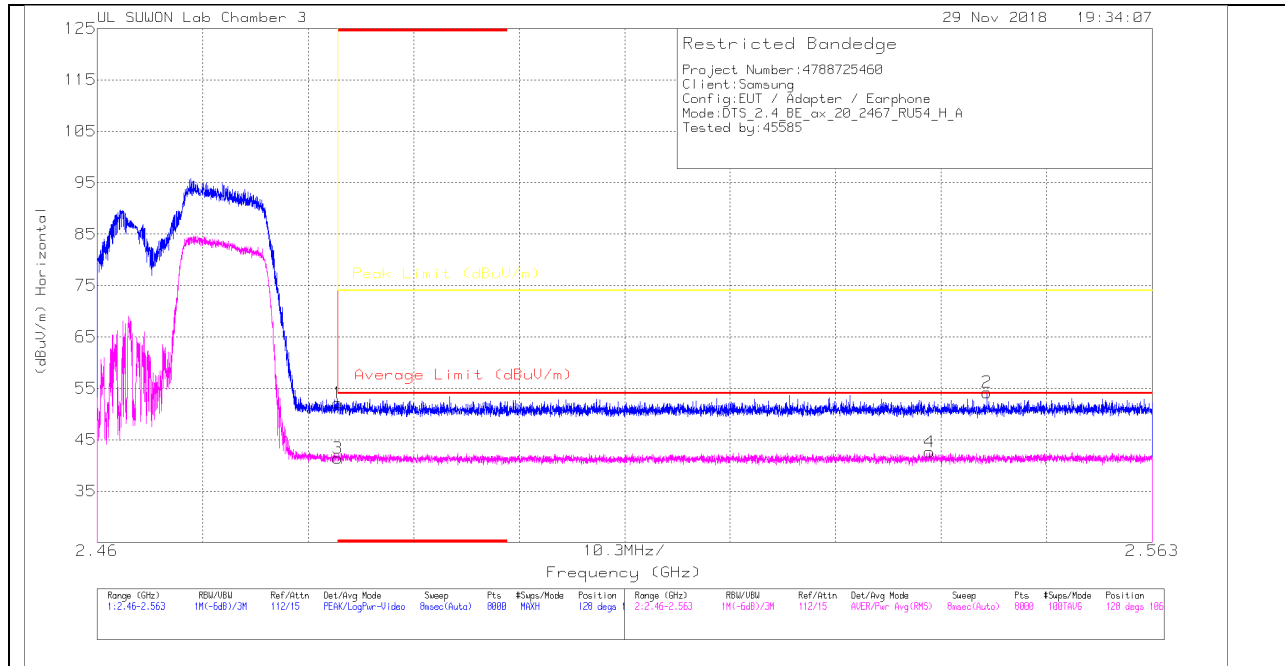
* - indicates frequency in CFR47 Pt 15 / IC RSS-Restricted Band

PK - Peak detector

RMS - RMS detection

106T RU mode (MIMO / RU offset 54)

HORIZONTAL PEAK AND AVERAGE PLOT



HORIZONTAL DATA

Trace Markers

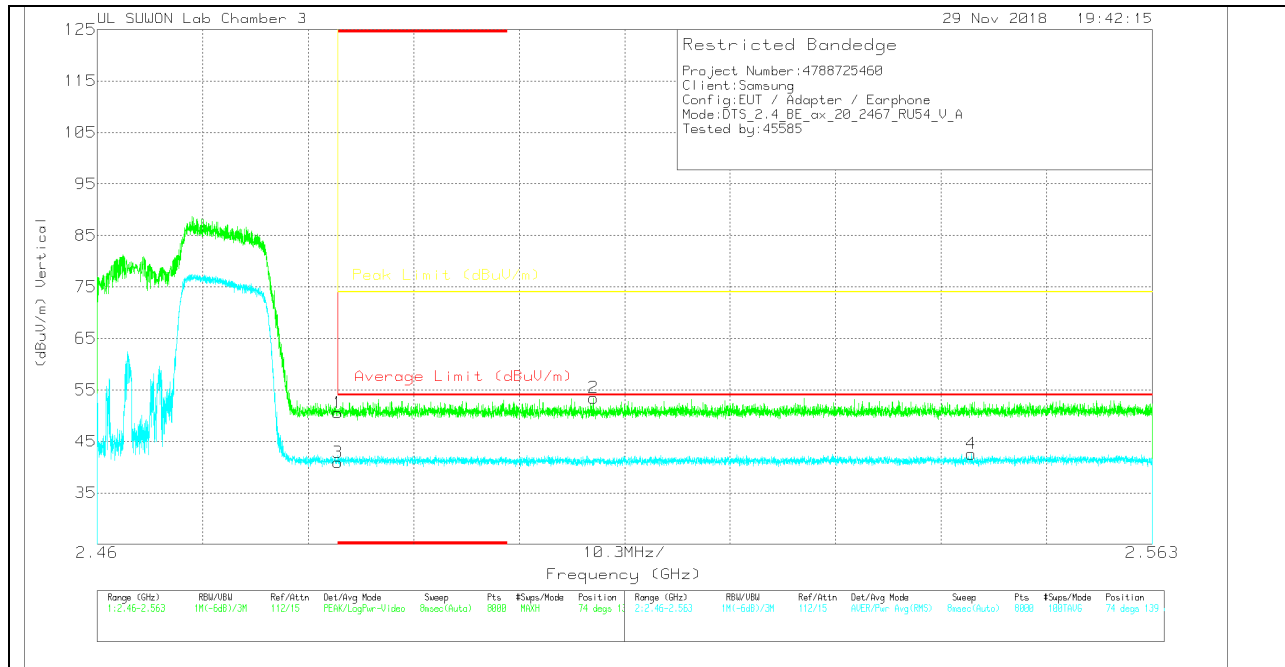
Marker	Frequency (GHz)	Meter Reading (dBuV)	Det	3117_0020959	10dB(dB)	DC Corr (dB)	Corrected Reading (dBuV/m)	Average Limit (dBuV/m)	Margin (dB)	Peak Limit (dBuV/m)	PK Margin (dB)	Azimuth (Degs)	Height (cm)	Polarity
1	* 2.484	43.44	Pk	31.9	-23.2	0	52.14	-	-	74	-21.86	128	106	H
2	2.547	45.4	Pk	32	-23.2	0	54.2	-	-	74	-19.8	128	106	H
3	* 2.484	32.27	RMS	31.9	-23.2	.44	41.41	54	-12.59	-	-	128	106	H
4	2.541	33.18	RMS	32	-23	.44	42.62	54	-11.38	-	-	128	106	H

* - indicates frequency in CFR47 Pt 15 / IC RSS-Restricted Band

Pk - Peak detector

RMS - RMS detection

VERTICAL PEAK AND AVERAGE PLOT



VERTICAL DATA

Trace Markers

Marker	Frequency (GHz)	Meter Reading (dBuV)	Det	3117_00205959	10dB(dB)	DC Corr (dB)	Corrected Reading (dBuV/m)	Average Limit (dBuV/m)	Margin (dB)	Peak Limit (dBuV/m)	PK Margin (dB)	Asimuth (Degs)	Height (cm)	Polarity
1	* 2.484	41.85	Pk	31.9	-23.2	0	50.55	-	-	74	-23.45	74	139	V
2	2.508	44.75	Pk	32	-23.3	0	53.45	-	-	74	-20.55	74	139	V
3	* 2.484	31.78	RMS	31.9	-23.2	.44	40.92	54	-13.08	-	-	74	139	V
4	2.545	33.35	RMS	32	-23.2	.44	42.59	54	-11.41	-	-	74	139	V

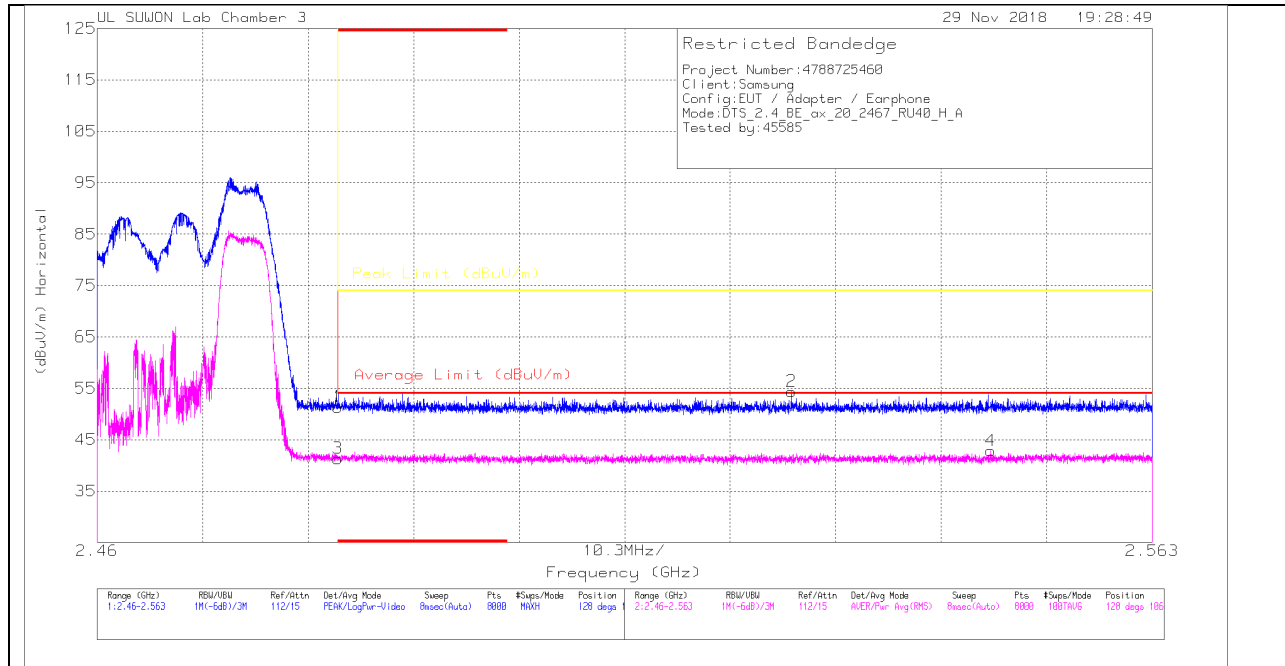
* - indicates frequency in CFR47 Pt 15 / IC RSS-Restricted Band

Pk - Peak detector

RMS - RMS detection

52T RU mode (MIMO / RU offset 40)

HORIZONTAL PEAK AND AVERAGE PLOT



HORIZONTAL DATA

Trace Markers

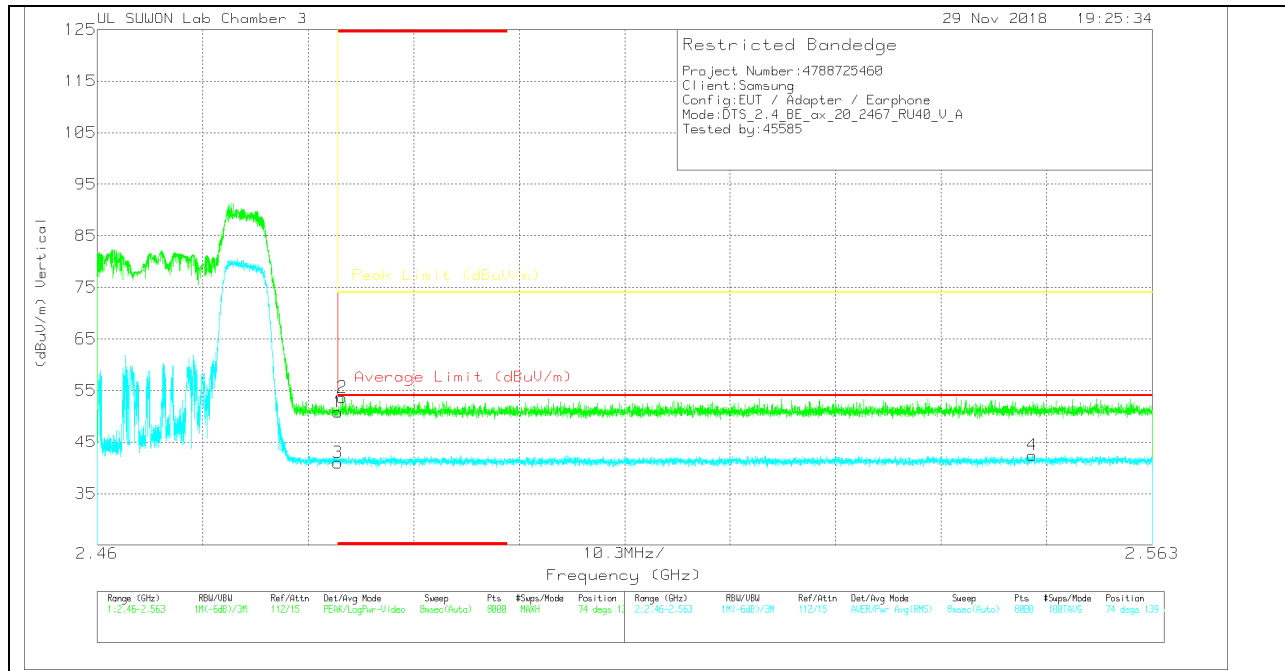
Marker	Frequency (GHz)	Meter Reading (dBuV)	Det	3117_0020959	10dB(dB)	DC Corr (dB)	Corrected Reading (dBuV/m)	Average Limit (dBuV/m)	Margin (dB)	Peak Limit (dBuV/m)	PK Margin (dB)	Azimuth (Degs)	Height (cm)	Polarity
1	* 2.484	42.68	Pk	31.9	-23.2	0	51.38	-	-	74	-22.62	128	106	H
2	2.528	45.58	Pk	32	-23.2	0	54.38	-	-	74	-19.62	128	106	H
3	* 2.484	32.17	RMS	31.9	-23.2	.45	41.32	54	-12.68	-	-	128	106	H
4	2.547	33.5	RMS	32	-23.1	.45	42.85	54	-11.15	-	-	128	106	H

* - indicates frequency in CFR47 Pt 15 / IC RSS-Restricted Band

Pk - Peak detector

RMS - RMS detection

VERTICAL PEAK AND AVERAGE PLOT



VERTICAL DATA

Trace Markers

Marker	Frequency (GHz)	Meter Reading (dBuV)	Det	3117_00209959	10dB(dB)	DC Corr (dB)	Corrected Reading (dBuV/m)	Average Limit (dBuV/m)	Margin (dB)	Peak Limit (dBuV/m)	PK Margin (dB)	Asimuth (Degs)	Height (cm)	Polarity
1	* 2.484	42.12	Pk	31.9	-23.2	0	50.82	-	-	74	-23.18	74	139	V
2	* 2.484	45.04	Pk	31.9	-23.3	0	53.64	-	-	74	-20.36	74	139	V
3	* 2.484	31.82	RMS	31.9	-23.2	-45	40.97	54	-13.03	-	-	74	139	V
4	2.551	32.97	RMS	32	-23	-45	42.42	54	-11.58	-	-	74	139	V

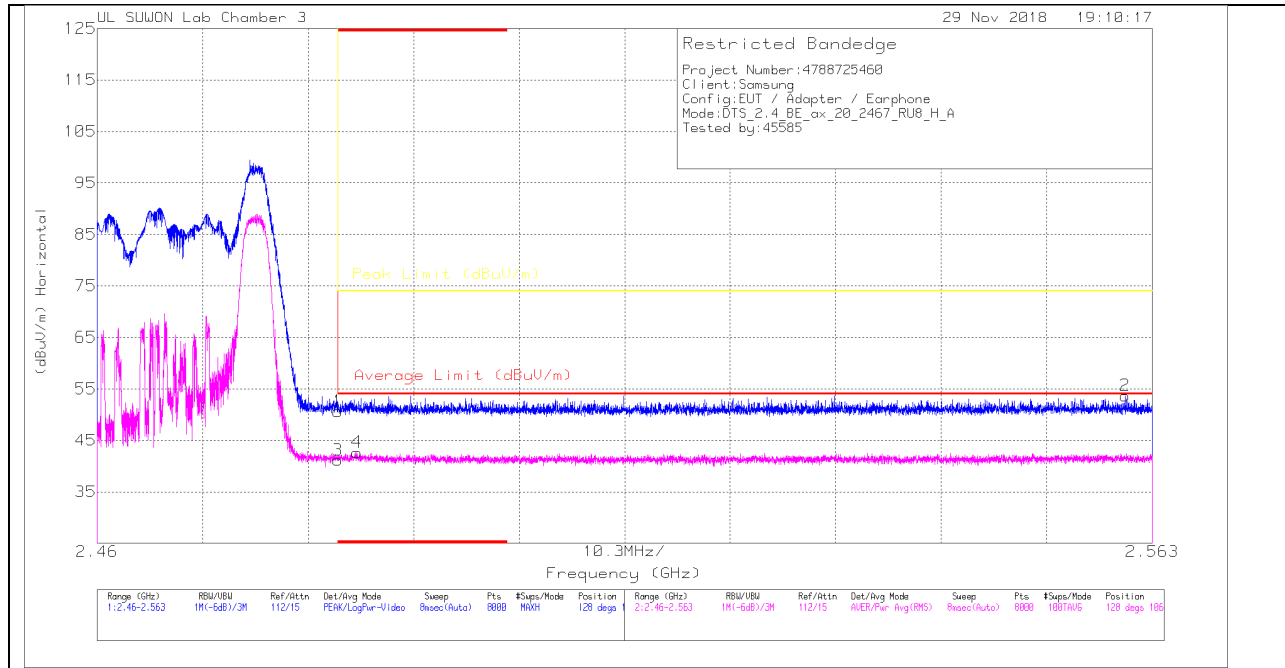
* - indicates frequency in CFR47 Pt 15 / IC RSS-Restricted Band

Pk - Peak detector

RMS - RMS detection

26T RU mode (MIMO / RU offset 8)

HORIZONTAL PEAK AND AVERAGE PLOT



HORIZONTAL DATA

Trace Markers

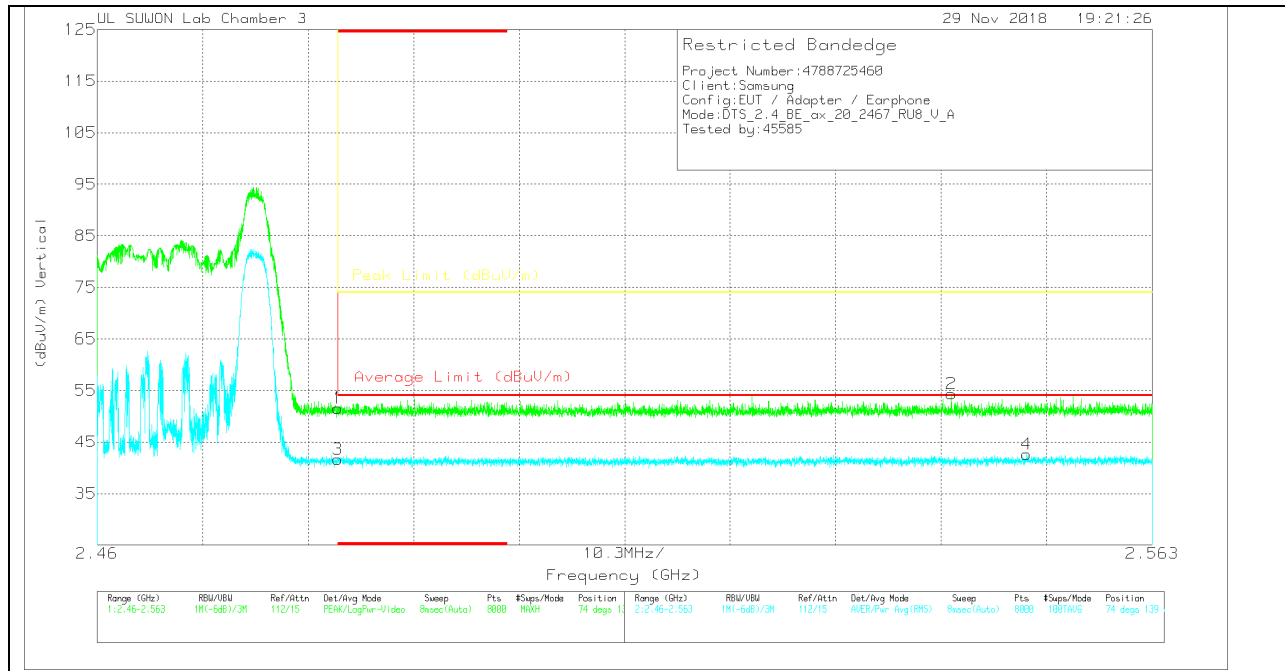
Marker	Frequency (GHz)	Meter Reading (dBuV)	Det	3117_00205959	10dB(dB)	DC Corr (dB)	Corrected Reading (dBuV/m)	Average Limit (dBuV/m)	Margin (dB)	Peak Limit (dBuV/m)	PK Margin (dB)	Azimuth (Degs)	Height (cm)	Polarity
1	* 2.484	41.94	Pk	31.9	-23.2	0	50.64	-	-	74	-23.36	128	106	H
2	2.56	44.79	Pk	32	-23.1	0	53.69	-	-	74	-20.31	128	106	H
3	* 2.484	31.94	RMS	31.9	-23.2	.46	41.1	54	-12.9	-	-	128	106	H
4	* 2.485	33.48	RMS	31.9	-23.2	.46	42.64	54	-11.36	-	-	128	106	H

* - indicates frequency in CFR47 Pt 15 / IC RSS-Restricted Band

Pk - Peak detector

RMS - RMS detection

VERTICAL PEAK AND AVERAGE PLOT



VERTICAL DATA

Trace Markers

Marker	Frequency (GHz)	Meter Reading (dBuV)	Det	3117_00209959	10dB(dB)	DC Corr (dB)	Corrected Reading (dBuV/m)	Average Limit (dBuV/m)	Margin (dB)	Peak Limit (dBuV/m)	PK Margin (dB)	Asimuth (Degs)	Height (cm)	Polarity
1	* 2.484	42.87	Pk	31.9	-23.2	0	51.57	-	-	74	-22.43	74	139	V
2	2.543	45.53	Pk	32	-23.2	0	54.33	-	-	74	-19.67	74	139	V
3	* 2.484	32.44	RMS	31.9	-23.2	.46	41.6	54	-12.4	-	-	74	139	V
4	2.551	33.25	RMS	32	-23.1	.46	42.61	54	-11.39	-	-	74	139	V

* - indicates frequency in CFR47 Pt 15 / IC RSS-Restricted Band

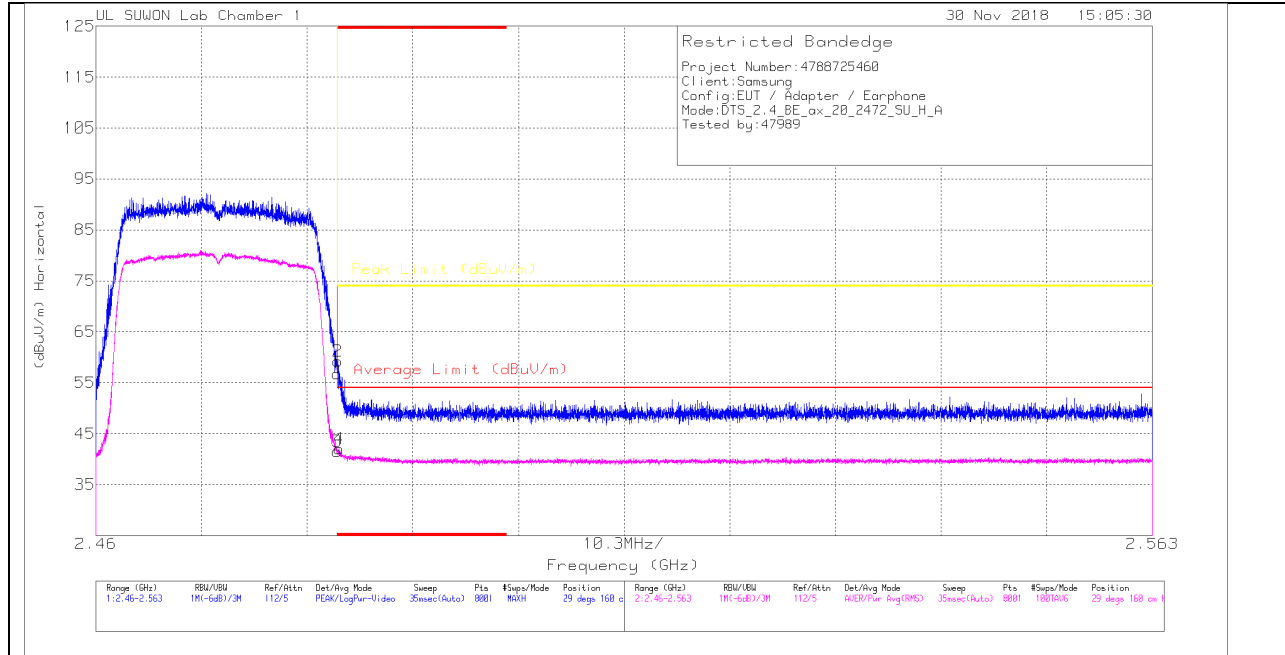
Pk - Peak detector

RMS - RMS detection

AUTHORIZED BANDEDGE (13 CHANNEL)

SU mode (MIMO)

HORIZONTAL PEAK AND AVERAGE PLOT



HORIZONTAL DATA

Trace Markers

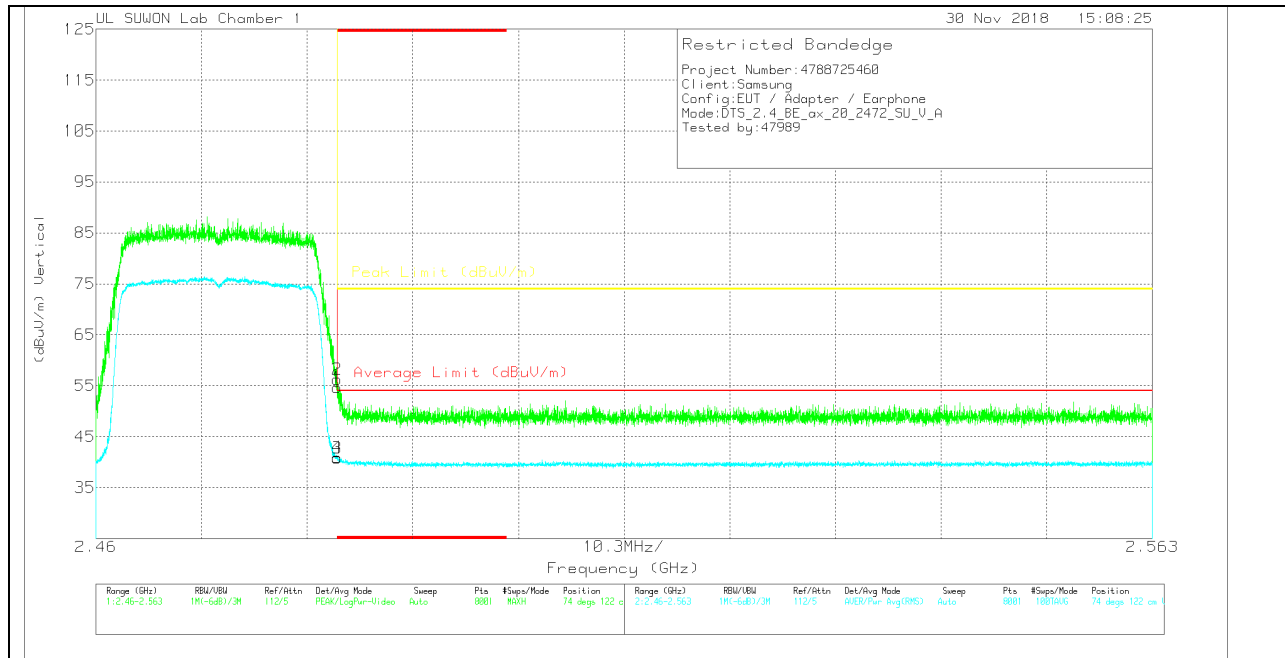
Marker	Frequency (GHz)	Meter Reading (dBuV)	Det	3117_00168717	10dB(dB)	DC Corr (dB)	Corrected Reading (dBuV/m)	Average Limit (dBuV/m)	Margin (dB)	Peak Limit (dBuV/m)	PK Margin (dB)	Azimuth (Degs)	Height (cm)	Polarity
1	* 2.484	50.12	Pk	31.9	-25.3	0	56.72	-	-	74	-17.28	29	160	H
2	* 2.484	52.59	Pk	31.9	-25.3	0	59.19	-	-	74	-14.81	29	160	H
3	* 2.484	34.7	RMS	31.9	-25.3	.21	41.51	54	-12.49	-	-	29	160	H
4	* 2.484	35.18	RMS	31.9	-25.3	.21	41.99	54	-12.01	-	-	29	160	H

* - indicates frequency in CFR47 Pt 15 / IC RSS-Restricted Band

Pk - Peak detector

RMS - RMS detection

VERTICAL PEAK AND AVERAGE PLOT



VERTICAL DATA

Trace Markers

Marker	Frequency (GHz)	Meter Reading (dBuV)	Det	3117_00168717	10dB(dB)	DC Corr (dB)	Corrected Reading (dBuV/m)	Average Limit (dBuV/m)	Margin (dB)	Peak Limit (dBuV/m)	PK Margin (dB)	Azimuth (Degs)	Height (cm)	Polarity
1	* 2.484	48.09	Pk	31.9	-25.3	0	54.69	-	-	74	-19.31	74	122	V
2	* 2.484	49.61	Pk	31.9	-25.3	0	56.21	-	-	74	-17.79	74	122	V
3	* 2.484	34.04	RMS	31.9	-25.3	.21	40.85	54	-13.15	-	-	74	122	V
4	* 2.484	34.16	RMS	31.9	-25.3	.21	40.97	54	-13.03	-	-	74	122	V

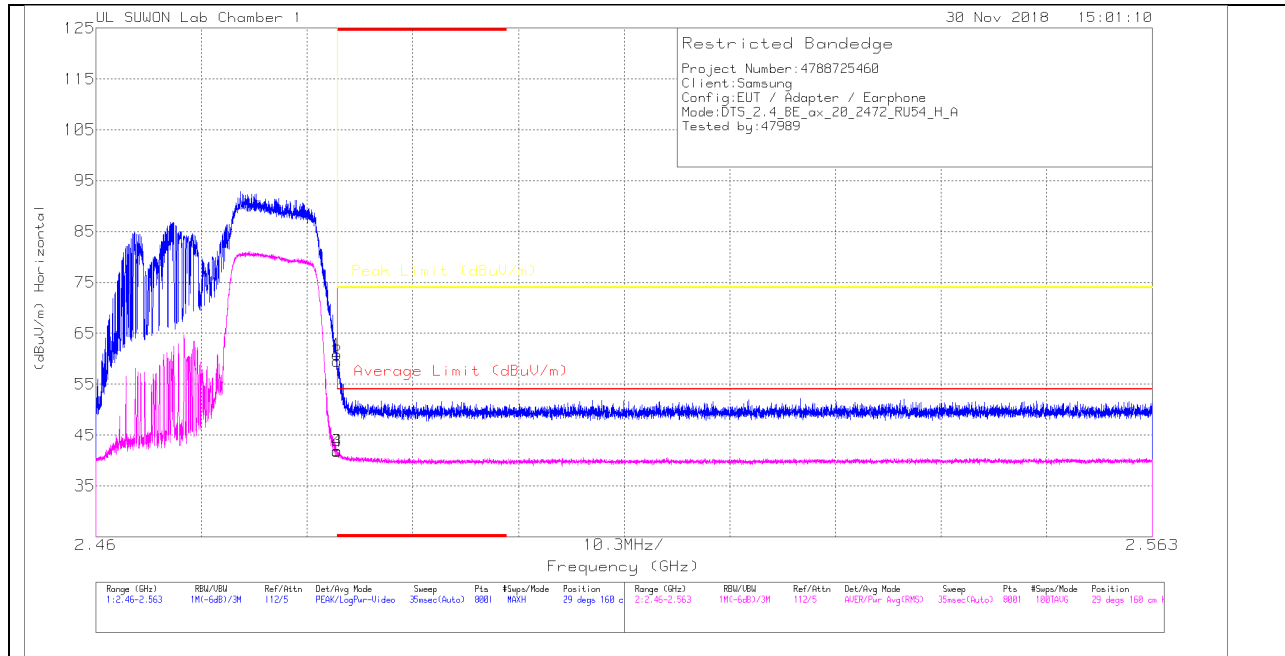
* - indicates frequency in CFR47 Pt 15 / IC RSS-Restricted Band

Pk - Peak detector

RMS - RMS detection

106T RU mode (MIMO / RU offset 54)

HORIZONTAL PEAK AND AVERAGE PLOT



HORIZONTAL DATA

Trace Markers

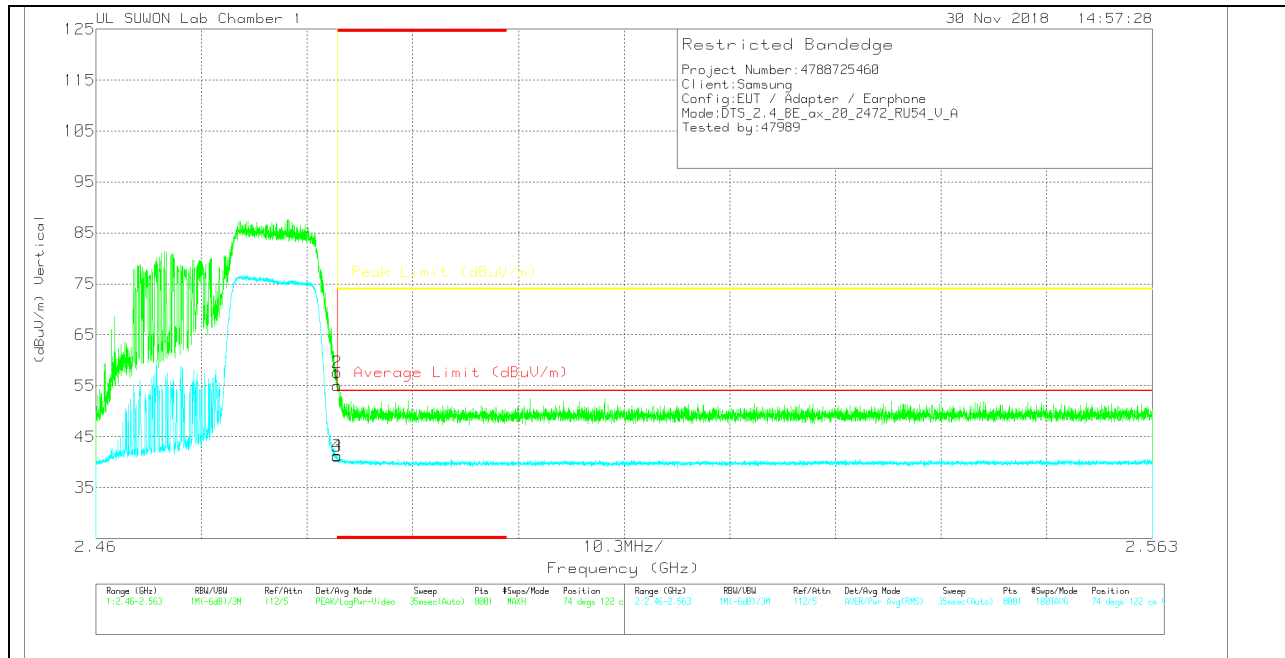
Marker	Frequency (GHz)	Meter Reading (dBuV)	Det	3117_D0168717	10dB(dB)	DC Corr (dB)	Corrected Reading (dBuV/m)	Average Limit (dBuV/m)	Margin (dB)	Peak Limit (dBuV/m)	PK Margin (dB)	Azimuth (Degs)	Height (cm)	Polarity
1	* 2.484	54.19	Pk	31.9	-25.3	0	60.79	-	-	74	-13.21	29	160	H
2	* 2.484	52.84	Pk	31.9	-25.3	0	59.44	-	-	74	-14.56	29	160	H
3	* 2.484	34.93	RMS	31.9	-25.3	.44	41.97	54	-12.03	-	-	29	160	H
4	* 2.484	34.7	RMS	31.9	-25.3	.44	41.74	54	-12.26	-	-	29	160	H

* - indicates frequency in CFR47 Pt 15 / IC RSS-Restricted Band

Pk - Peak detector

RMS - RMS detection

VERTICAL PEAK AND AVERAGE PLOT



VERTICAL DATA

Trace Markers

Marker	Frequency (GHz)	Meter Reading (dBuV)	Det	3117_00168717	10dB(dB)	DC Corr (dB)	Corrected Reading (dBuV/m)	Average Limit (dBuV/m)	Margin (dB)	Peak Limit (dBuV/m)	PK Margin (dB)	Azimuth (Degs)	Height (cm)	Polarity
1	* 2.484	48.49	Pk	31.9	-25.3	0	55.09	-	-	74	-18.91	74	122	V
2	* 2.484	51.06	Pk	31.9	-25.3	0	57.66	-	-	74	-16.34	74	122	V
3	* 2.484	34.08	RMS	31.9	-25.3	.44	41.12	54	-12.88	-	-	74	122	V
4	* 2.484	34.28	RMS	31.9	-25.3	.44	41.32	54	-12.68	-	-	74	122	V

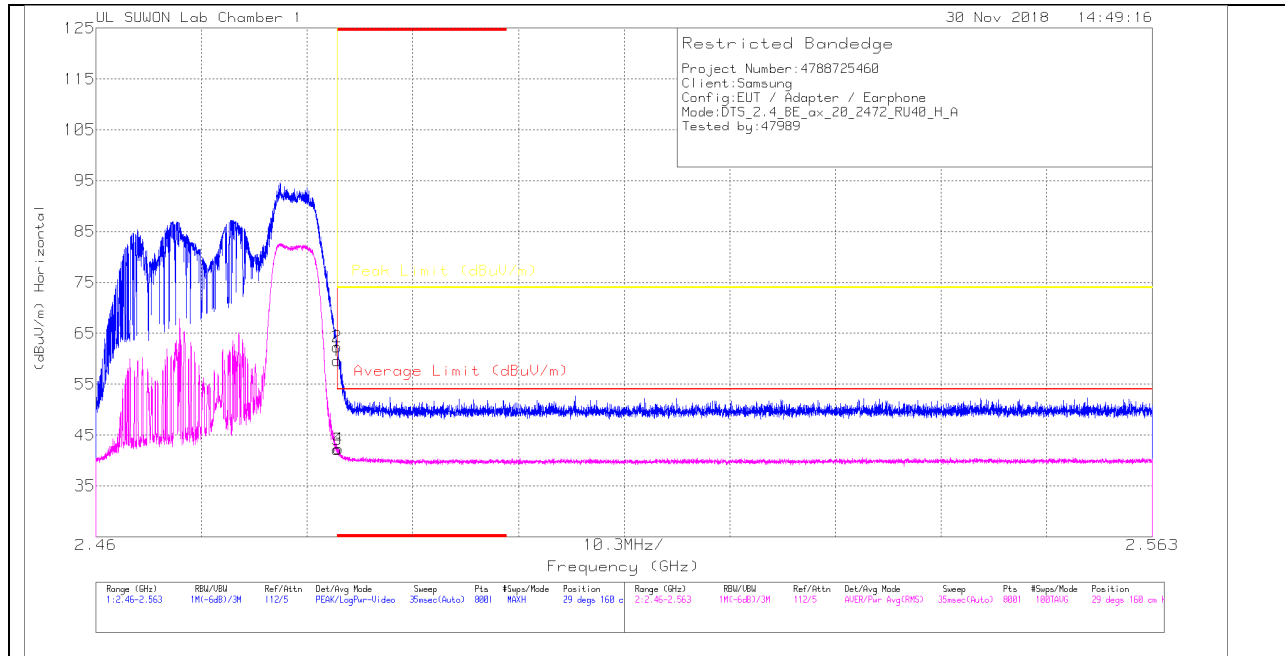
* - indicates frequency in CFR47 Pt 15 / IC RSS-Restricted Band

Pk - Peak detector

RMS - RMS detection

52T RU mode (MIMO / RU offset 40)

HORIZONTAL PEAK AND AVERAGE PLOT



HORIZONTAL DATA

Trace Markers

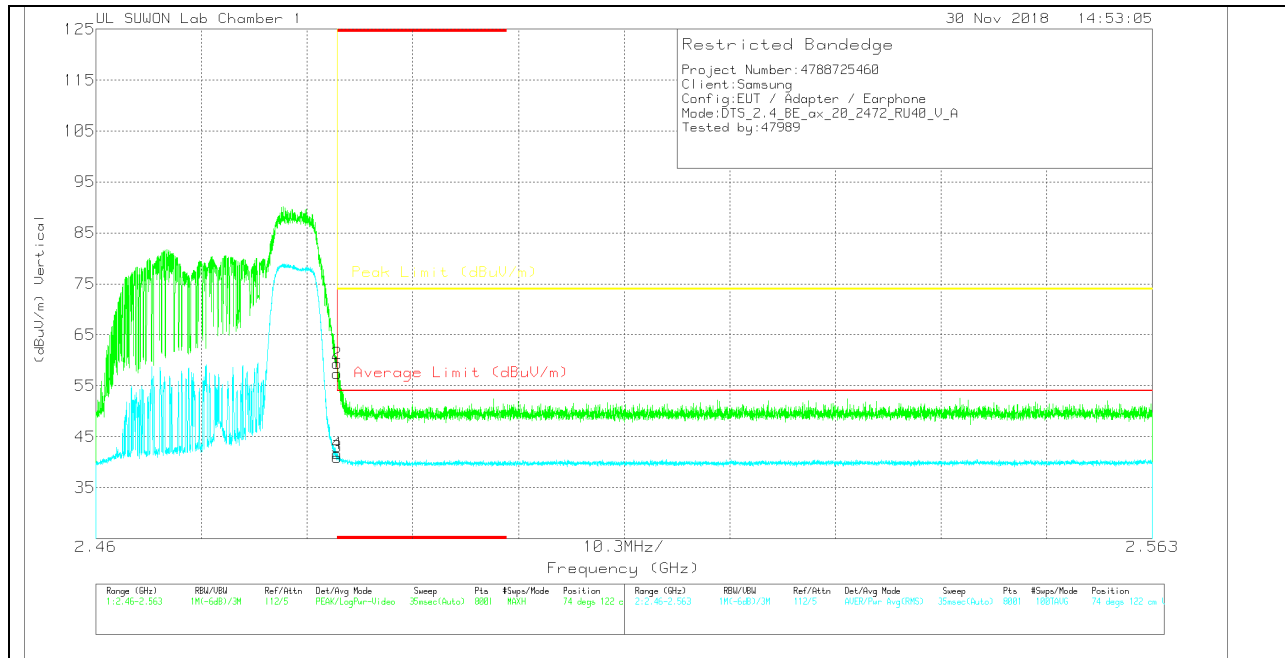
Marker	Frequency (GHz)	Meter Reading (dBuV)	Det	3117_00168717	10dB(dB)	DC Corr (dB)	Corrected Reading (dBuV/m)	Average Limit (dBuV/m)	Margin (dB)	Peak Limit (dBuV/m)	PK Margin (dB)	Azimuth (Degs)	Height (cm)	Polarity
1	* 2.484	53.03	Pk	31.9	-25.3	0	59.63	-	-	74	-14.37	29	160	H
2	* 2.484	55.7	Pk	31.9	-25.3	0	62.3	-	-	74	-11.7	29	160	H
3	* 2.484	35.15	RMS	31.9	-25.3	.45	42.2	54	-11.8	-	-	29	160	H
4	* 2.484	35.28	RMS	31.9	-25.3	.45	42.33	54	-11.67	-	-	29	160	H

* - indicates frequency in CFR47 Pt 15 / IC RSS-Restricted Band

Pk - Peak detector

RMS - RMS detection

VERTICAL PEAK AND AVERAGE PLOT



VERTICAL DATA

Trace Markers

Marker	Frequency (GHz)	Meter Reading (dBuV)	Det	3117_00168717	10dB(dB)	DC Corr (dB)	Corrected Reading (dBuV/m)	Average Limit (dBuV/m)	Margin (dB)	Peak Limit (dBuV/m)	PK Margin (dB)	Azimuth (Degs)	Height (cm)	Polarity
1	* 2.484	50.79	Pk	31.9	-25.3	0	57.39	-	-	74	-16.61	74	122	V
2	* 2.484	52.75	Pk	31.9	-25.3	0	59.35	-	-	74	-14.65	74	122	V
3	* 2.484	33.94	RMS	31.9	-25.3	.45	40.99	54	-13.01	-	-	74	122	V
4	* 2.484	34.6	RMS	31.9	-25.3	.45	41.65	54	-12.35	-	-	74	122	V

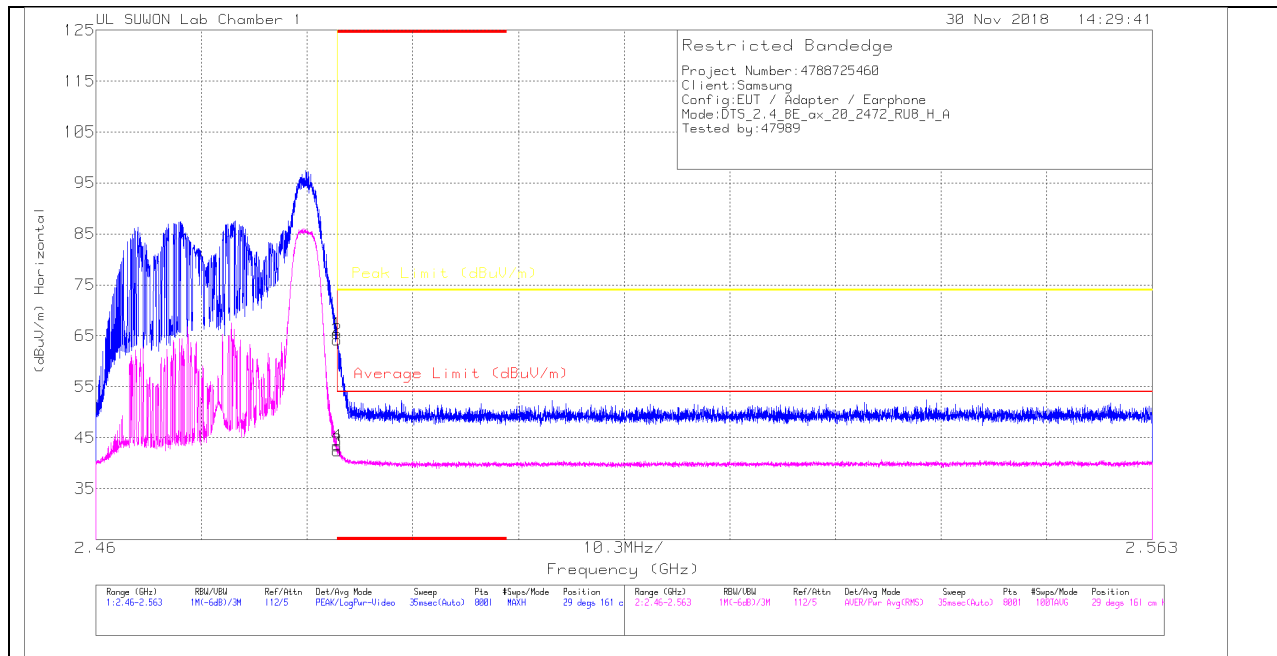
* - indicates frequency in CFR47 Pt 15 / IC RSS-Restricted Band

Pk - Peak detector

RMS - RMS detection

26T RU mode (MIMO / RU offset 8)

HORIZONTAL PEAK AND AVERAGE PLOT



HORIZONTAL DATA

Trace Markers

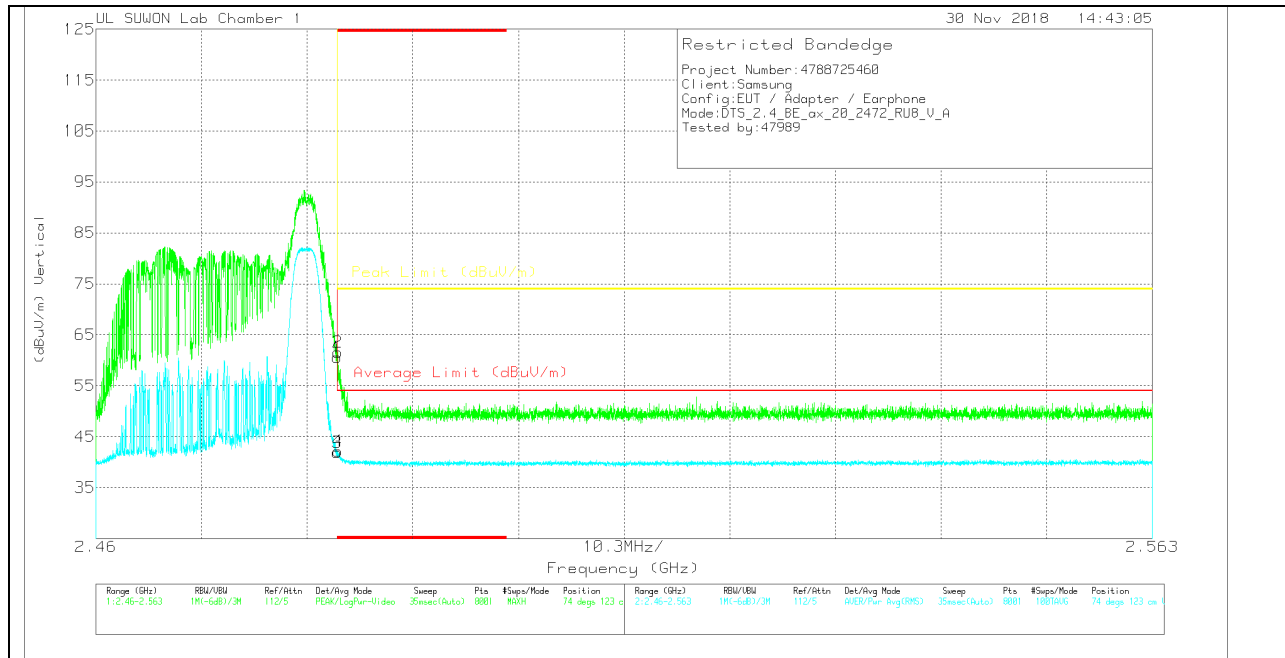
Marker	Frequency (GHz)	Meter Reading (dBuV)	Det	3117_00168717	10dB(dB)	DC Corr (dB)	Corrected Reading (dBuV/m)	Average Limit (dBuV/m)	Margin (dB)	Peak Limit (dBuV/m)	PK Margin (dB)	Azimuth (Degs)	Height (cm)	Polarity
1	* 2.484	58.78	PK	31.9	-25.3	0	65.38	-	-	74	-8.62	29	161	H
2	* 2.484	57.61	PK	31.9	-25.3	0	64.21	-	-	74	-9.79	29	161	H
3	* 2.484	35.41	RMS	31.9	-25.3	.46	42.47	54	-11.53	-	-	29	161	H
4	* 2.484	36.36	RMS	31.9	-25.3	.46	43.42	54	-10.58	-	-	29	161	H

* - indicates frequency in CFR47 Pt 15 / IC RSS-Restricted Band

PK - Peak detector

RMS - RMS detection

VERTICAL PEAK AND AVERAGE PLOT



VERTICAL DATA

Trace Markers

Marker	Frequency (GHz)	Meter Reading (dBuV)	Det	3117_00168717	10dB(dB)	DC Corr (dB)	Corrected Reading (dBuV/m)	Average Limit (dBuV/m)	Margin (dB)	Peak Limit (dBuV/m)	PK Margin (dB)	Azimuth (Degs)	Height (cm)	Polarity
1	* 2.484	53.98	Pk	31.9	-25.3	0	60.58	-	-	74	-13.42	74	123	V
2	* 2.484	54.97	Pk	31.9	-25.3	0	61.57	-	-	74	-12.43	74	123	V
3	* 2.484	34.84	RMS	31.9	-25.3	.46	41.9	54	-12.1	-	-	74	123	V
4	* 2.484	35.08	RMS	31.9	-25.3	.46	42.14	54	-11.86	-	-	74	123	V

* - indicates frequency in CFR47 Pt 15 / IC RSS-Restricted Band

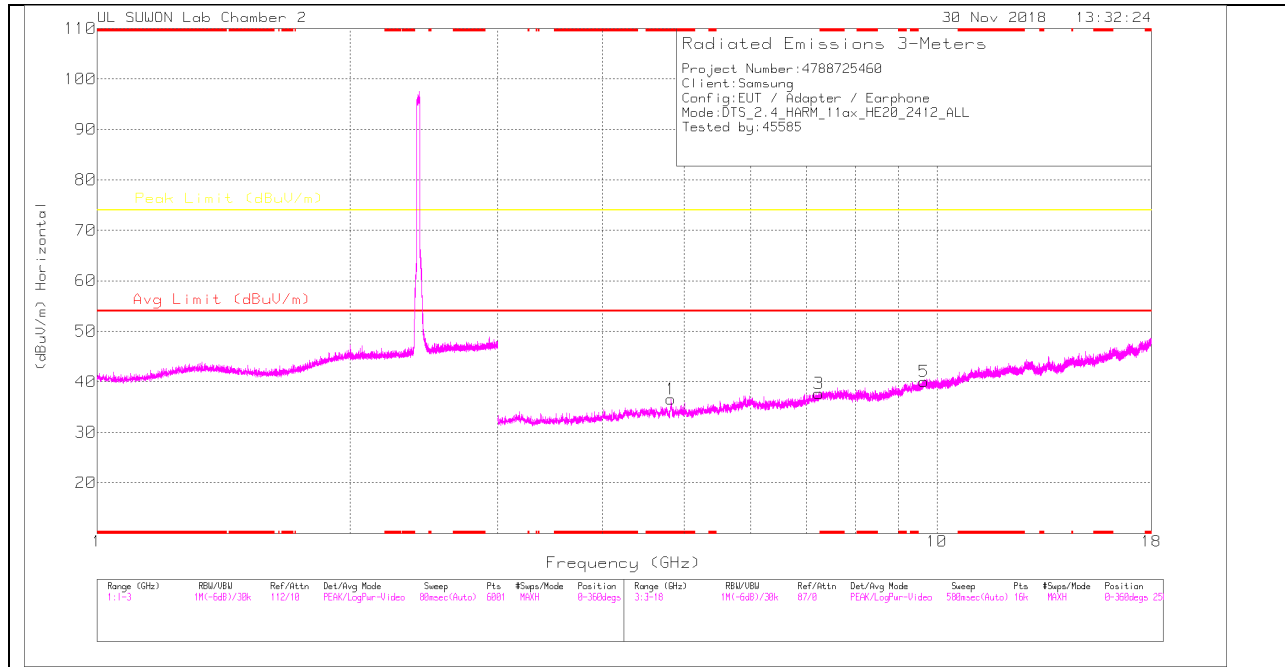
Pk - Peak detector

RMS - RMS detection

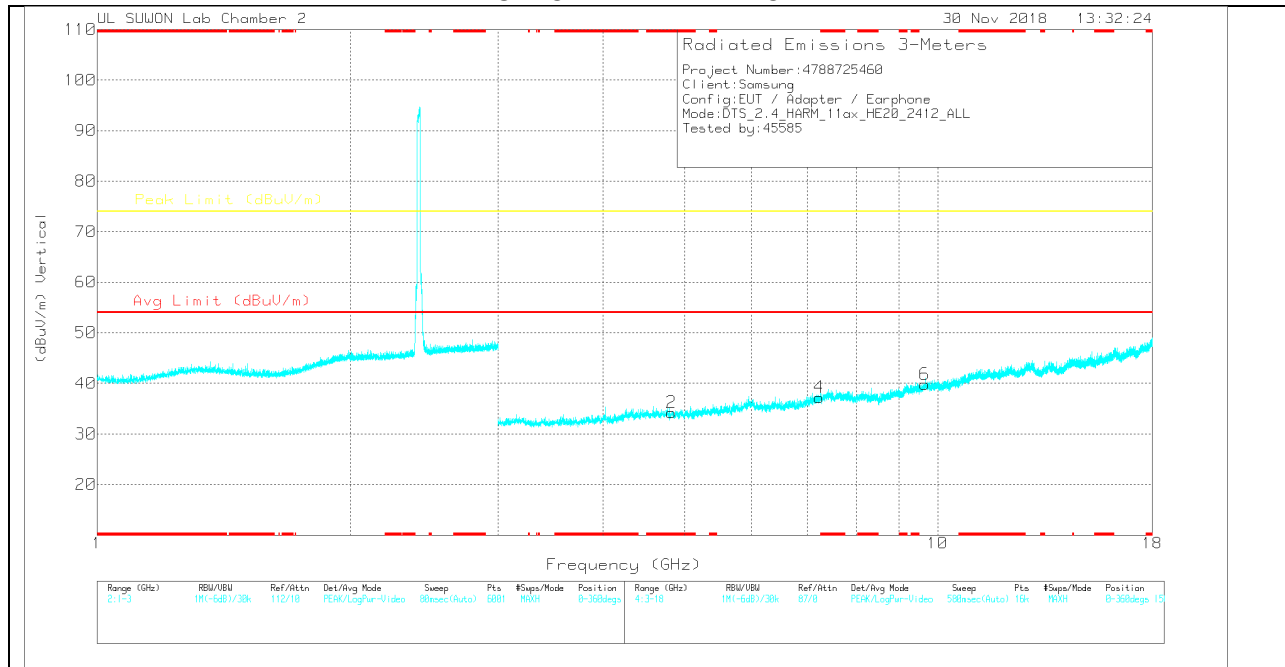
HARMONICS AND SPURIOUS EMISSIONS

SU mode (MIMO)

LOW CHANNEL HORIZONTAL



LOW CHANNEL VERTICAL



Note: Emission was scanned up to 26GHz; No emissions were detected above the noise floor which was at least 20dB below the specification limit.

LOW CHANNEL DATA

Trace Markers

Marker	Frequency (GHz)	Meter Reading (dBuV)	Det	3117_00168724	3GHz_HP[dB]	DC Corr (dB)	Corrected Reading (dBuV/m)	Avg Limit (dBuV/m)	Margin (dB)	Peak Limit (dBuV/m)	Margin (dB)	Azimuth (Degs)	Height (cm)	Polarity
1	* 4.824	30.67	PK	34	-28.1	0	36.57	-	-	74	-37.43	0-360	150	H
3	7.233	27.05	PK	36.1	-25.5	0	37.65	-	-	74	-36.35	0-360	150	H
5	9.646	24.71	PK	37	-21.7	0	40.01	-	-	74	-33.99	0-360	150	H
2	* 4.822	28.42	PK	34	-28.2	0	34.22	-	-	74	-39.78	0-360	250	V
4	7.231	26.53	PK	36.1	-25.4	0	37.23	-	-	74	-36.77	0-360	150	V
6	9.647	24.52	PK	37	-21.7	0	39.82	-	-	74	-34.18	0-360	150	V

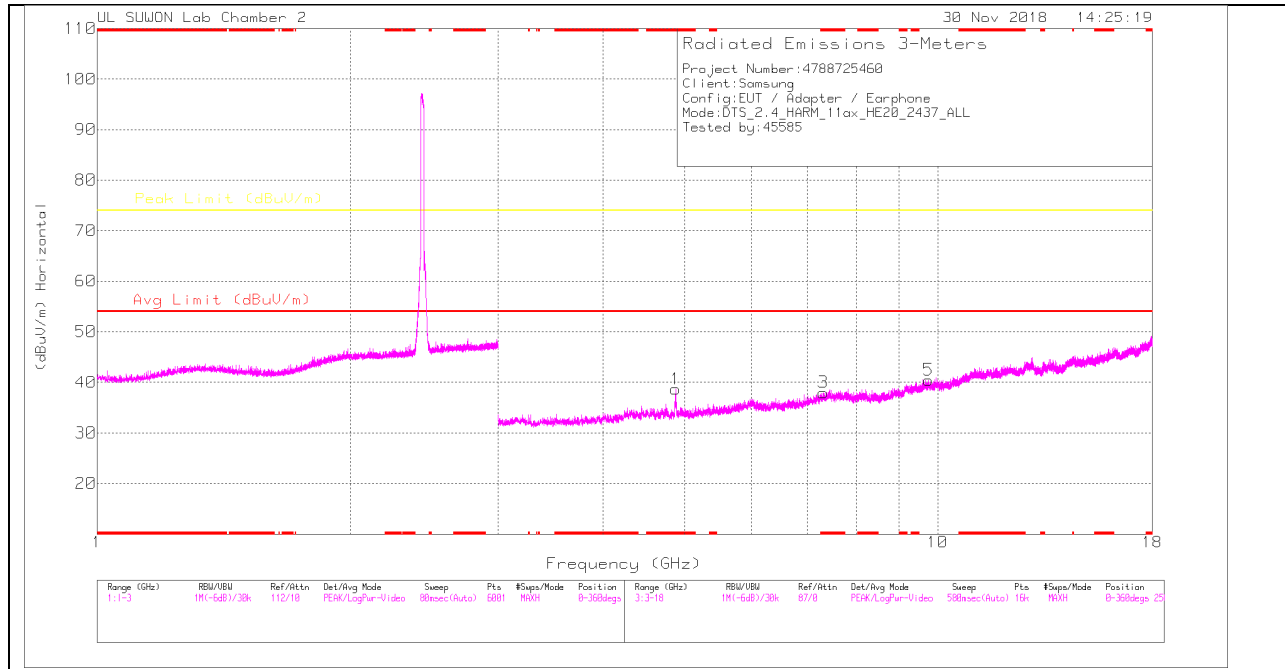
* - indicates frequency in CFR47 Pt 15 / IC RSS-Restricted Band
 PK – Peak Detector

Radiated Emissions

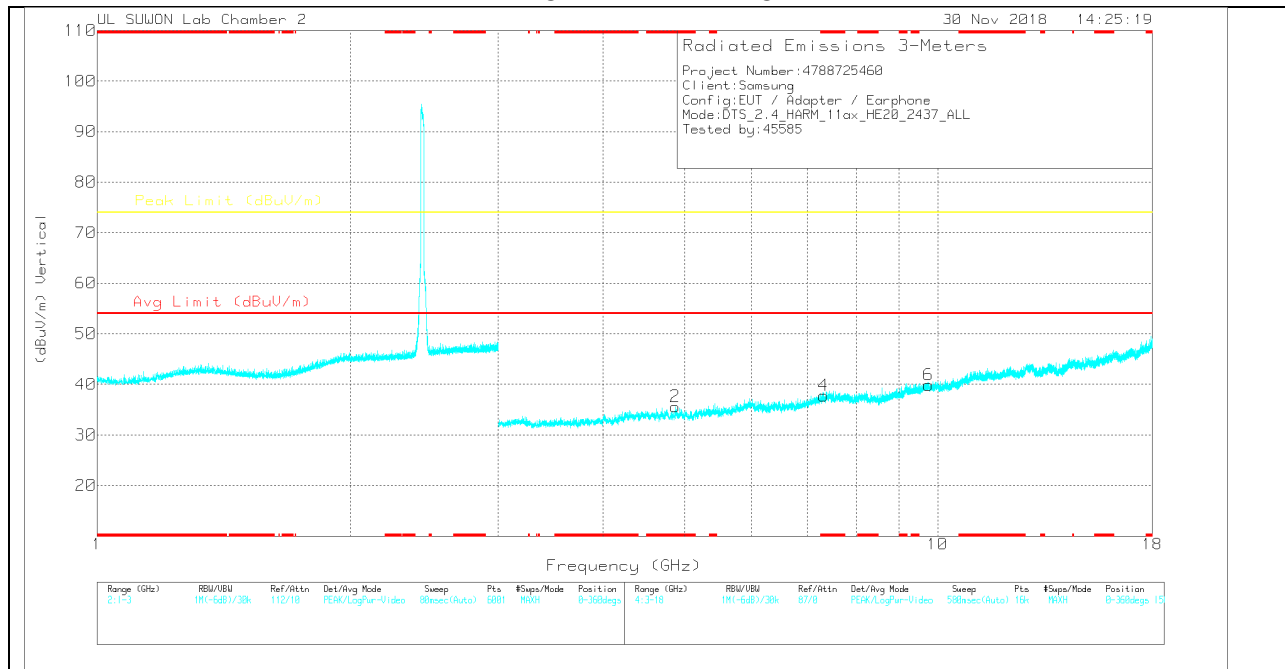
Frequency (GHz)	Meter Reading (dBuV)	Det	3117_00168724	3GHz_HP[dB]	DC Corr (dB)	Corrected Reading (dBuV/m)	Avg Limit (dBuV/m)	Margin (dB)	Peak Limit (dBuV/m)	Margin (dB)	Azimuth (Degs)	Height (cm)	Polarity
* 4.822	41.25	PK2	34	-28.2	0	47.05	-	-	74	-26.95	184	298	H
* 4.827	28.26	MAv1	34	-28.1	.21	34.37	54	-19.63	-	-	184	298	H
* 4.825	37.69	PK2	34	-28.2	0	43.49	-	-	74	-30.51	93	121	V
* 4.826	25.8	MAv1	34	-28.1	.21	31.91	54	-22.09	-	-	93	121	V

* - indicates frequency in CFR47 Pt 15 / IC RSS-Restricted Band
 PK2 - KDB558074 Method: Maximum Peak
 MAv1 - KDB558074 Option 1 Maximum RMS Average

MID CHANNEL HORIZONTAL



MID CHANNEL VERTICAL



Note: Emission was scanned up to 26GHz; No emissions were detected above the noise floor which was at least 20dB below the specification limit.

MID CHANNEL DATA

Trace Markers

Marker	Frequency (GHz)	Meter Reading (dBuV)	Det	3117_00168724	3GHz_HP[dB]	DC Corr (dB)	Corrected Reading (dBuV/m)	Avg Limit (dBuV/m)	Margin (dB)	Peak Limit (dBuV/m)	Margin (dB)	Azimuth (Degs)	Height (cm)	Polarity
1	* 4.878	32.55	PK	34	-27.9	0	38.65	-	-	74	-35.35	0-360	250	H
3	* 7.309	26.89	PK	36.2	-25.1	0	37.99	-	-	74	-36.01	0-360	250	H
5	9.751	24.65	PK	37.2	-21.4	0	40.45	-	-	74	-33.55	0-360	250	H
2	* 4.876	29.5	PK	34	-27.9	0	35.6	-	-	74	-38.4	0-360	150	V
4	* 7.312	26.56	PK	36.2	-25	0	37.76	-	-	74	-36.24	0-360	250	V
6	9.751	24.07	PK	37.2	-21.4	0	39.87	-	-	74	-34.13	0-360	150	V

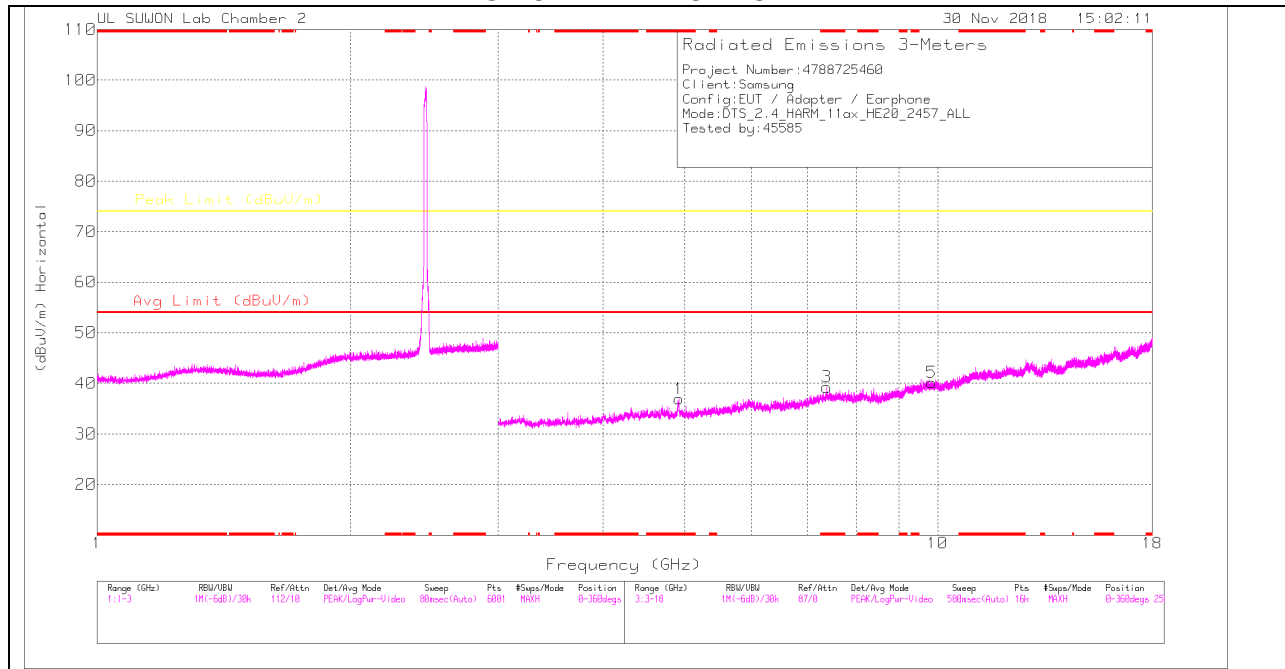
* - indicates frequency in CFR47 Pt 15 / IC RSS-Restricted Band
 PK – Peak Detector

Radiated Emissions

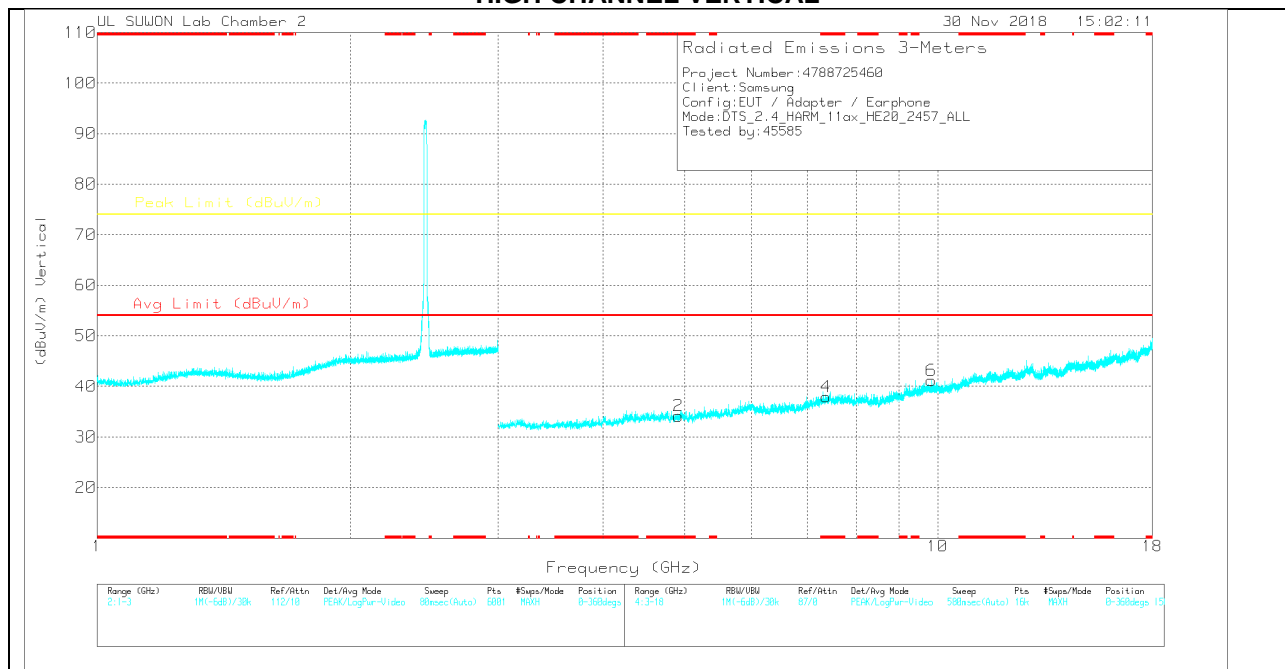
Frequency (GHz)	Meter Reading (dBuV)	Det	3117_00168724	3GHz_HP[dB]	DC Corr (dB)	Corrected Reading (dBuV/m)	Avg Limit (dBuV/m)	Margin (dB)	Peak Limit (dBuV/m)	Margin (dB)	Azimuth (Degs)	Height (cm)	Polarity
* 4.878	42.02	PK2	34	-27.9	0	48.12	-	-	74	-25.88	181	276	H
* 4.875	29.41	MAv1	34	-27.9	.21	35.72	54	-18.28	-	-	181	276	H
* 4.874	37.75	PK2	34	-28	0	43.75	-	-	74	-30.25	118	140	V
* 4.875	25.91	MAv1	34	-28	.21	32.12	54	-21.88	-	-	118	140	V

* - indicates frequency in CFR47 Pt 15 / IC RSS-Restricted Band
 PK2 - KDB558074 Method: Maximum Peak
 MAv1 - KDB558074 Option 1 Maximum RMS Average

HIGH CHANNEL HORIZONTAL



HIGH CHANNEL VERTICAL



Note: Emission was scanned up to 26GHz; No emissions were detected above the noise floor which was at least 20dB below the specification limit.

HIGH CHANNEL DATA

Trace Markers

Marker	Frequency (GHz)	Meter Reading (dBuV)	Det	3117_00168724	3GHz_HP[dB]	DC Corr (dB)	Corrected Reading (dBuV/m)	Avg Limit (dBuV/m)	Margin (dB)	Peak Limit (dBuV/m)	Margin (dB)	Azimuth (Degs)	Height (cm)	Polarity
1	* 4.922	30.23	PK	34	-27.3	0	36.93	-	-	74	-37.07	0-360	150	H
3	* 7.379	27.35	PK	36.2	-24.3	0	39.25	-	-	74	-34.75	0-360	150	H
5	9.837	24.76	PK	37.3	-21.9	0	40.16	-	-	74	-33.84	0-360	250	H
2	* 4.918	27.55	PK	34	-27.4	0	34.15	-	-	74	-39.85	0-360	150	V
4	* 7.367	26.13	PK	36.2	-24.4	0	37.93	-	-	74	-36.07	0-360	250	V
6	9.828	25.75	PK	37.3	-21.9	0	41.15	-	-	74	-32.85	0-360	150	V

* - indicates frequency in CFR47 Pt 15 / IC RSS-Restricted Band
 PK – Peak Detector

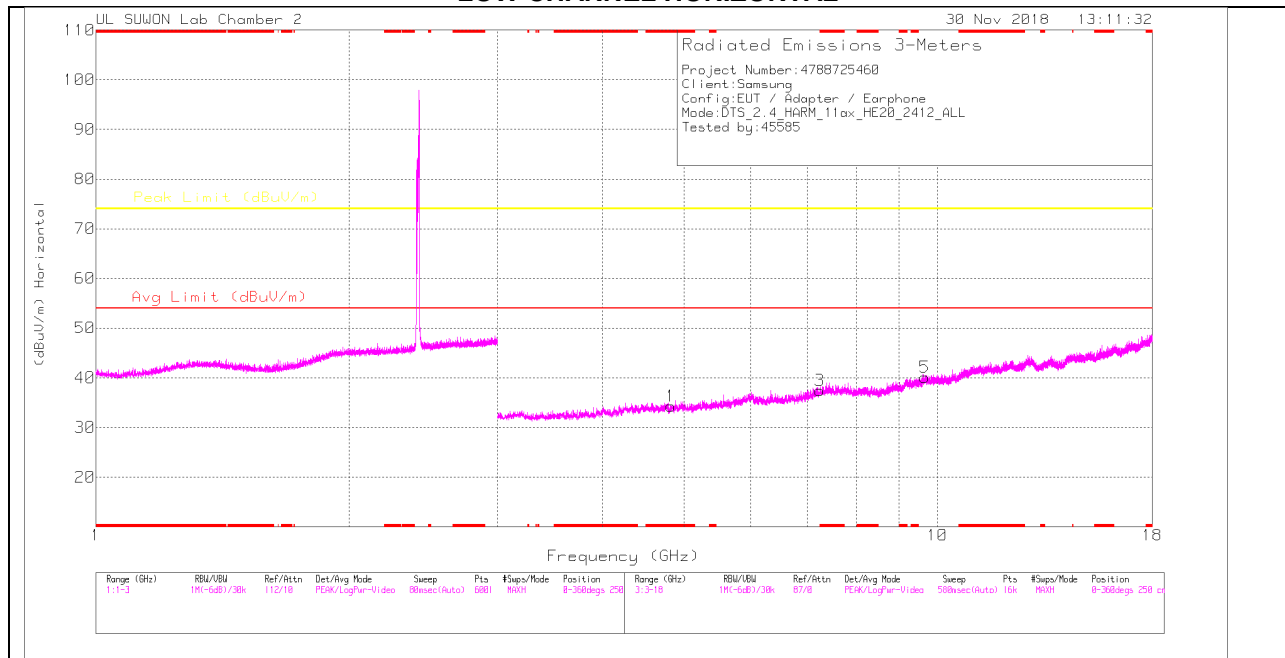
Radiated Emissions

Frequency (GHz)	Meter Reading (dBuV)	Det	3117_00168724	3GHz_HP[dB]	DC Corr (dB)	Corrected Reading (dBuV/m)	Avg Limit (dBuV/m)	Margin (dB)	Peak Limit (dBuV/m)	Margin (dB)	Azimuth (Degs)	Height (cm)	Polarity
* 4.916	39.82	PK2	34	-27.3	0	46.52	-	-	74	-27.48	183	239	H
* 4.914	27.35	MAv1	34	-27.4	.21	34.16	54	-19.84	-	-	183	239	H

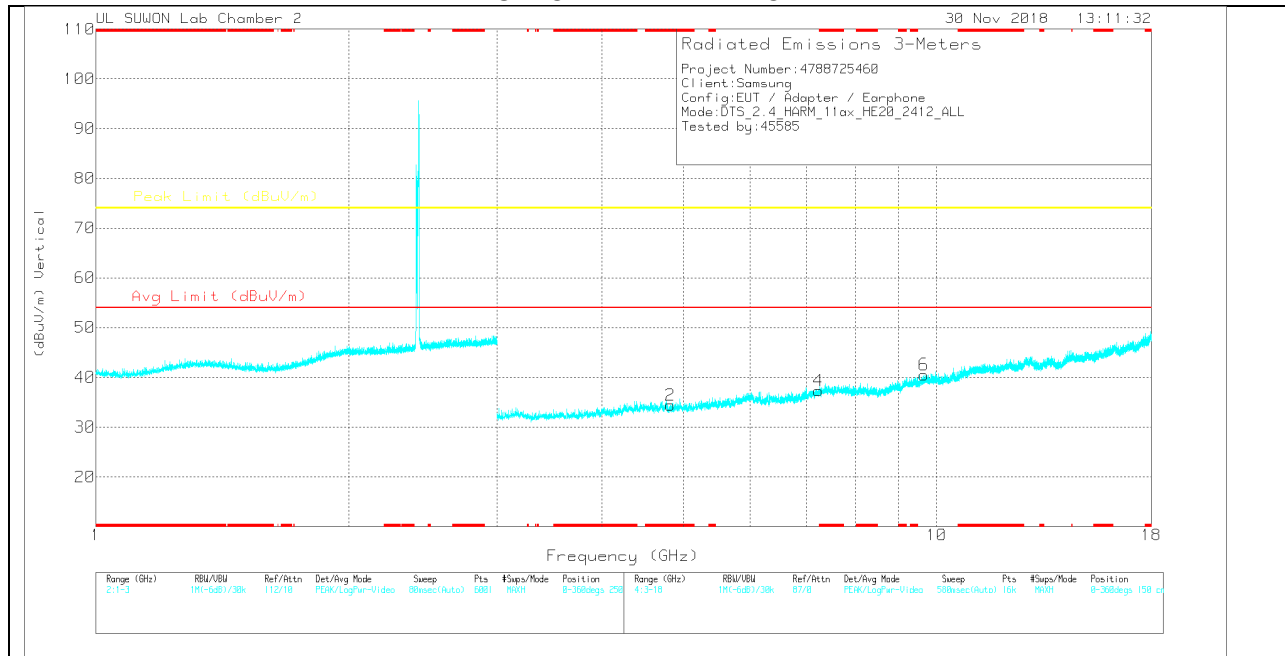
* - indicates frequency in CFR47 Pt 15 / IC RSS-Restricted Band
 PK2 - KDB558074 Method: Maximum Peak
 MAv1 - KDB558074 Option 1 Maximum RMS Average

26T RU mode (MIMO / Low: 8, Mid: 0, High: 8)

LOW CHANNEL HORIZONTAL



LOW CHANNEL VERTICAL



Note: Emission was scanned up to 26GHz; No emissions were detected above the noise floor which was at least 20dB below the specification limit.

LOW CHANNEL DATA

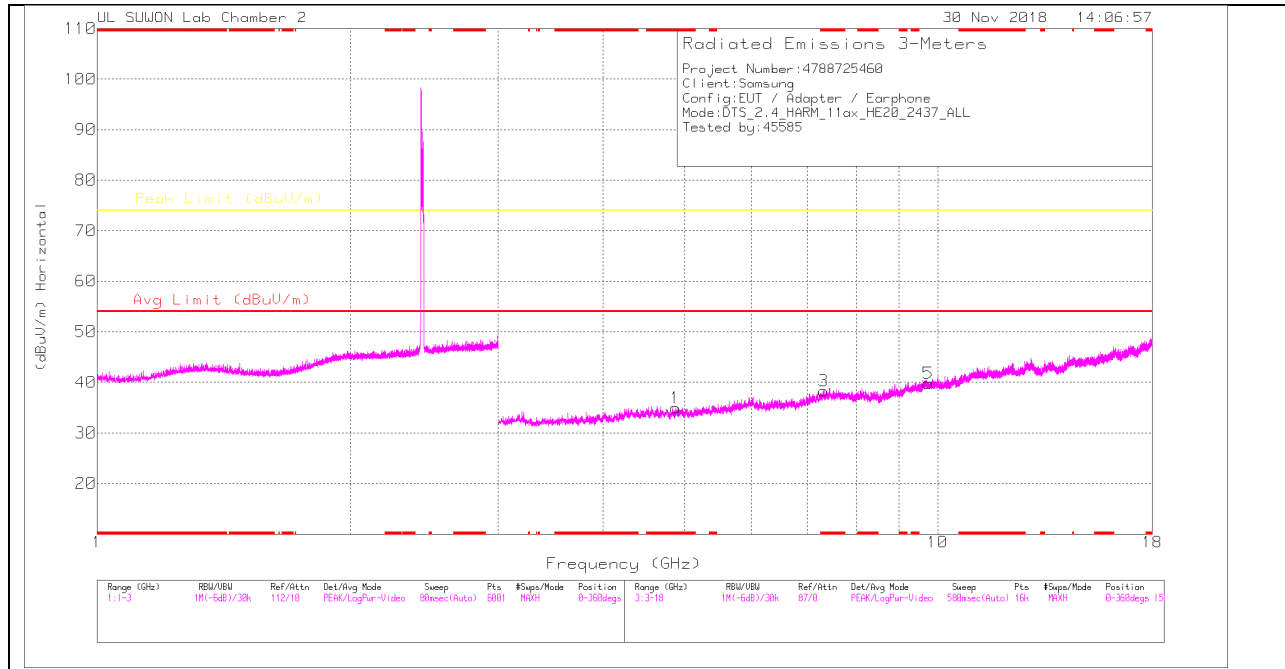
Trace Markers

Marker	Frequency (GHz)	Meter Reading (dBuV)	Det	3117_00168724	3GHz_HP[dB]	DC Corr (dB)	Corrected Reading (dBuV/m)	Avg Limit (dBuV/m)	Margin (dB)	Peak Limit (dBuV/m)	Margin (dB)	Azimuth (Degs)	Height (cm)	Polarity
1	* 4.823	28.52	PK	34	-28.2	0	34.32	-	-	74	-39.68	0-360	150	H
3	7.244	26.88	PK	36.1	-25.5	0	37.48	-	-	74	-36.52	0-360	150	H
5	9.652	24.58	PK	37.1	-21.6	0	40.08	-	-	74	-33.92	0-360	250	H
2	* 4.822	28.64	PK	34	-28.2	0	34.44	-	-	74	-39.56	0-360	150	V
4	7.234	26.68	PK	36.1	-25.5	0	37.28	-	-	74	-36.72	0-360	150	V
6	9.651	25.05	PK	37.1	-21.6	0	40.55	-	-	74	-33.45	0-360	150	V

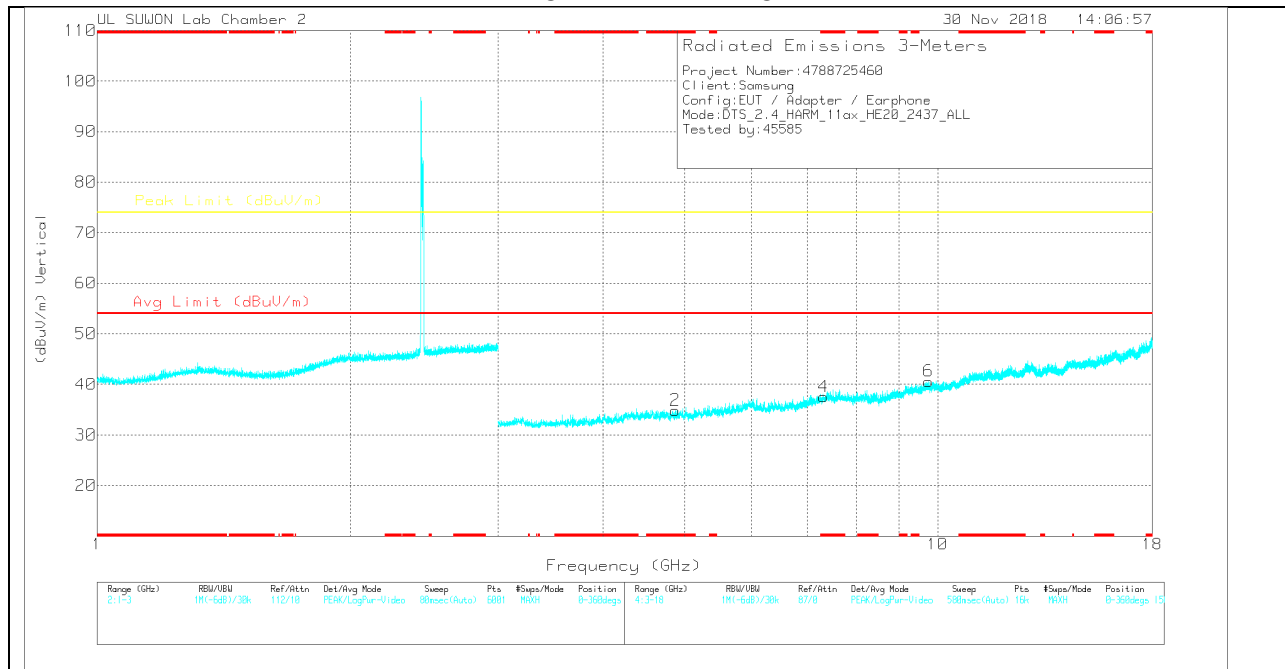
* - indicates frequency in CFR47 Pt 15 / IC RSS-Restricted Band
 PK – Peak Detector

Note: Only peak measurement was performed. Because peak measurement result of unwanted emission is less than average limit (54dBuV/m).

MID CHANNEL HORIZONTAL



MID CHANNEL VERTICAL



Note: Emission was scanned up to 26GHz; No emissions were detected above the noise floor which was at least 20dB below the specification limit.

MID CHANNEL DATA

Trace Markers

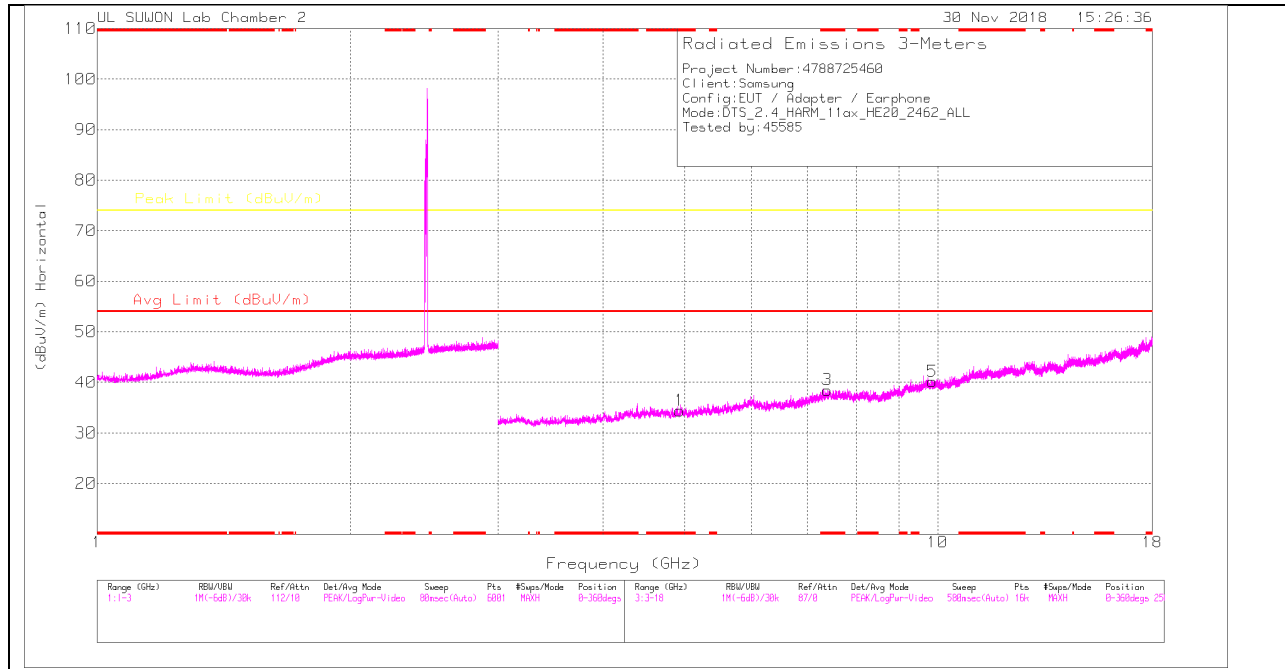
Marker	Frequency (GHz)	Meter Reading (dBuV)	Det	3117_00168724	3GHz_HP[dB]	DC Corr (dB)	Corrected Reading (dBuV/m)	Avg Limit (dBuV/m)	Margin (dB)	Peak Limit (dBuV/m)	Margin (dB)	Azimuth (Degs)	Height (cm)	Polarity
1	* 4.877	28.81	PK	34	-27.9	0	34.91	-	-	74	-39.09	0-360	250	H
3	* 7.313	27.08	PK	36.2	-25	0	38.28	-	-	74	-35.72	0-360	150	H
5	9.742	23.89	PK	37.2	-21.3	0	39.79	-	-	74	-34.21	0-360	250	H
2	* 4.876	28.75	PK	34	-27.9	0	34.85	-	-	74	-39.15	0-360	250	V
4	* 7.316	26.33	PK	36.2	-25	0	37.53	-	-	74	-36.47	0-360	250	V
6	9.747	24.8	PK	37.2	-21.4	0	40.6	-	-	74	-33.4	0-360	250	V

* - indicates frequency in CFR47 Pt 15 / IC RSS-Restricted Band

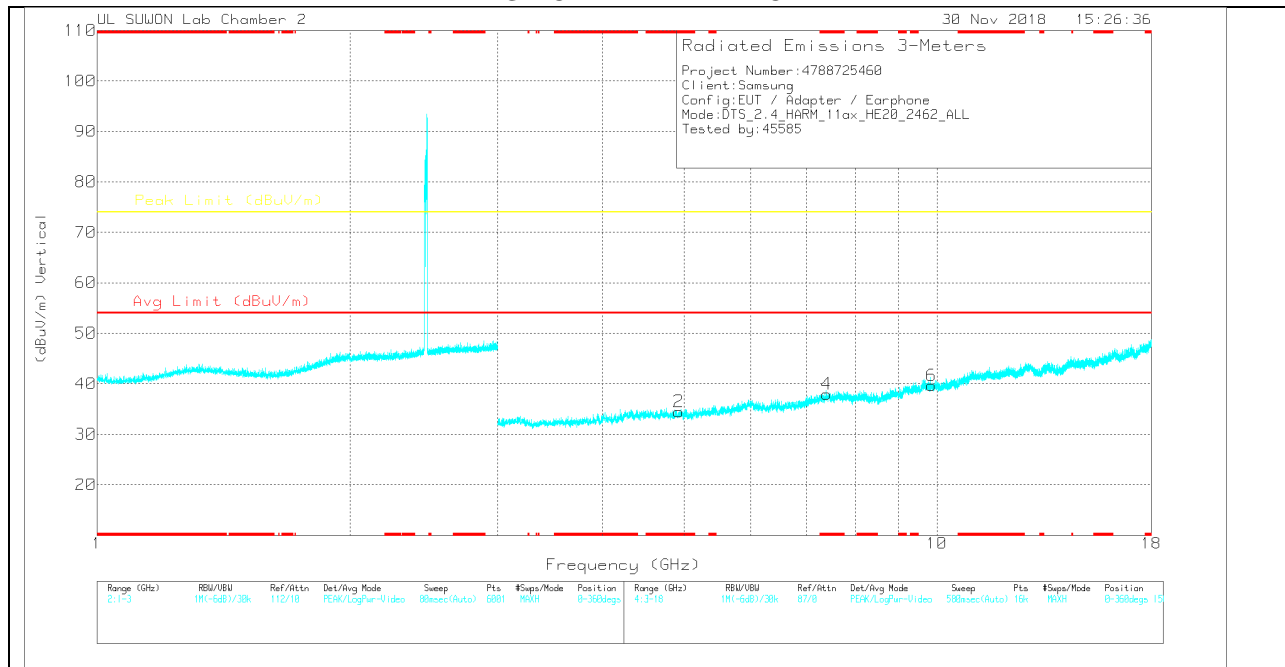
PK – Peak Detector

Note: Only peak measurement was performed. Because peak measurement result of unwanted emission is less than average limit (54dBuV/m).

HIGH CHANNEL HORIZONTAL



HIGH CHANNEL VERTICAL



Note: Emission was scanned up to 26GHz; No emissions were detected above the noise floor which was at least 20dB below the specification limit.

HIGH CHANNEL DATA

Trace Markers

Marker	Frequency (GHz)	Meter Reading (dBuV)	Det	3117_00168724	3GHz_HP[dB]	DC Corr (dB)	Corrected Reading (dBuV/m)	Avg Limit (dBuV/m)	Margin (dB)	Peak Limit (dBuV/m)	Margin (dB)	Azimuth (Degs)	Height (cm)	Polarity
1	* 4.929	27.6	PK	34	-27.2	0	34.4	-	-	74	-39.6	0-360	250	H
3	* 7.387	26.49	PK	36.2	-24.2	0	38.49	-	-	74	-35.51	0-360	150	H
5	9.848	24.67	PK	37.3	-21.8	0	40.17	-	-	74	-33.83	0-360	250	H
2	* 4.928	27.68	PK	34	-27.2	0	34.48	-	-	74	-39.52	0-360	250	V
4	* 7.389	25.96	PK	36.2	-24.2	0	37.96	-	-	74	-36.04	0-360	250	V
6	9.847	24.15	PK	37.3	-21.8	0	39.65	-	-	74	-34.35	0-360	250	V

* - indicates frequency in CFR47 Pt 15 / IC RSS-Restricted Band
 PK – Peak Detector

Note: Only peak measurement was performed. Because peak measurement result of unwanted emission is less than average limit (54dBuV/m).

11.3. WORST-CASE BELOW 1 GHz

SPURIOUS EMISSIONS 30 TO 1000 MHz

Please refer to the FCC Report DTS 802.11b_g_n WLAN(Report No.: 4788725709-E2V1)

12. AC POWER LINE CONDUCTED EMISSIONS

LIMITS

FCC §15.207 (a)

Frequency of Emission (MHz)	Conducted Limit (dBuV)	
	Quasi-peak	Average
0.15-0.5	66 to 56*	56 to 46*
0.5-5	56	46
5-30	60	50

*Decreases with the logarithm of the frequency.

TEST PROCEDURE

The EUT is placed on a non-conducting table 40 cm from the vertical ground plane and 80 cm above the horizontal ground plane. The EUT is configured in accordance with ANSI C63.10.

The receiver is set to a resolution bandwidth of 9 kHz. Peak detection is used unless otherwise noted as quasi-peak or average.

Line conducted data is recorded for both NEUTRAL and HOT lines.

RESULTS

WORST EMISSIONS

Please refer to the FCC Report DTS 802.11b_g_n WLAN(Report No.: 4788725709-E2V1)

Appendixes

Refer to separated files for the following appendixes.

4788725709-E3V2_FCC Test setup photo DTS 802.11ax WLAN_App A

4788725709-E3V2_FCC Duty_6dB BW test plots DTS 802.11ax WLAN_App B

4788725709-E3V2_FCC PSD test plots DTS 802.11ax WLAN_App C

END OF REPORT