

GSM 850

Frequency: 836.6 MHz; Duty Cycle: 1:1.99986; Room Ambient Temperature: 23.0°C; Liquid Temperature: 22.0°C
 Medium parameters used (interpolated): $f = 836.6$ MHz; $\sigma = 0.929$ S/m; $\epsilon_r = 40.48$; $\rho = 1000$ kg/m³

DASY5 Configuration:

- Area Scan Setting: Find Secondary Maximum Within: 2.0 dB and with a peak SAR value greater than 0.0012W/kg
- Averaged Fast SAR: Polynomial fit
- Electronics: DAE4 Sn1468; Calibrated: 2018-08-22
- Probe: EX3DV4 - SN7314; ConvF(9.47, 9.47, 9.47); Calibrated: 2018-08-30;
- Sensor-Surface: 2.5mm (Mechanical Surface Detection)
- Phantom: SAM Phantom CRP v5.0(Right); Type: QD000P40CD; Serial: TP:1855

RHS/Touch_GPRS_4slot_ch.190/Area Scan (8x13x1): Measurement grid: dx=15mm, dy=15mm
 Maximum value of SAR (measured) = 0.271 W/kg


RHS/Touch_GPRS_4slot_ch.190/Zoom Scan (5x5x7)/Cube 0: Measurement grid: dx=8mm, dy=8mm, dz=5mm

Reference Value = 17.91 V/m; Power Drift = 0.04 dB

Peak SAR (extrapolated) = 0.321 W/kg

SAR(1 g) = 0.256 W/kg; SAR(10 g) = 0.198 W/kg

Maximum value of SAR (measured) = 0.285 W/kg



0 dB = 0.285 W/kg = -5.45 dBW/kg

GSM 850

Frequency: 836.6 MHz; Duty Cycle: 1:1.99986; Room Ambient Temperature: 23.0°C; Liquid Temperature: 22.0°C
 Medium parameters used (interpolated): $f = 836.6$ MHz; $\sigma = 1.002$ S/m; $\epsilon_r = 52.989$; $\rho = 1000$ kg/m³

DASY5 Configuration:

- Area Scan Setting: Find Secondary Maximum Within: 2.0 dB and with a peak SAR value greater than 0.0012W/kg
- Electronics: DAE4 Sn1468; Calibrated: 2018-08-22
- Probe: EX3DV4 - SN7314; ConvF(9.85, 9.85, 9.85); Calibrated: 2018-08-30;
- Sensor-Surface: 2.5mm (Mechanical Surface Detection)
- Phantom: ELI v6.0; Type: QDOVA003AA; Serial: TP:2005

Rear/GPRS_4 slots_ch 190 15mm/Area Scan (8x14x1): Measurement grid: dx=15mm, dy=15mm
 Maximum value of SAR (measured) = 0.433 W/kg

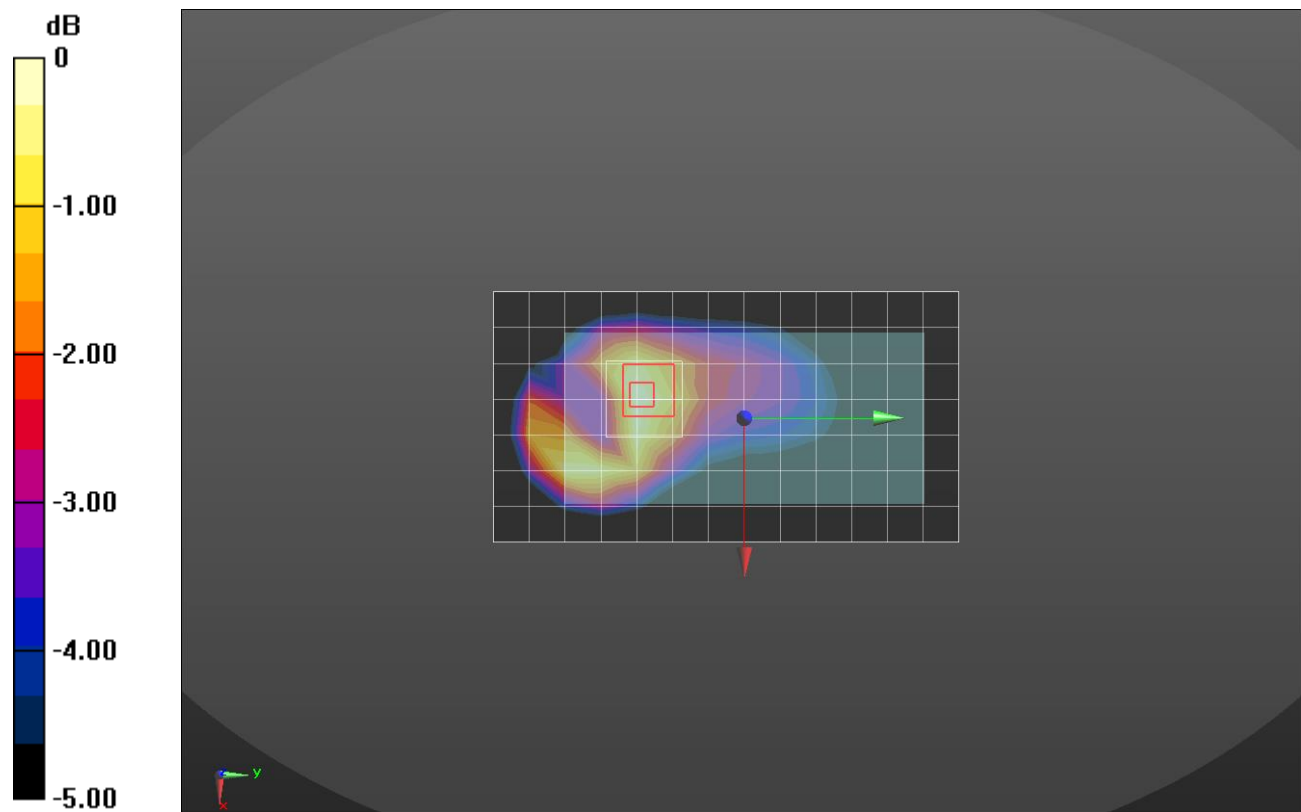
Rear/GPRS_4 slots_ch 190 15mm/Zoom Scan (5x5x7)/Cube 0: Measurement grid: dx=8mm, dy=8mm, dz=5mm

Reference Value = 20.98 V/m; Power Drift = -0.00 dB

Peak SAR (extrapolated) = 0.507 W/kg

SAR(1 g) = 0.373 W/kg; SAR(10 g) = 0.264 W/kg

Maximum value of SAR (measured) = 0.429 W/kg



0 dB = 0.429 W/kg = -3.68 dBW/kg

GSM 850

Frequency: 848.8 MHz; Duty Cycle: 1:1.99986; Room Ambient Temperature: 23.0°C; Liquid Temperature: 22.0°C
 Medium parameters used (interpolated): $f = 848.8$ MHz; $\sigma = 1.015$ S/m; $\epsilon_r = 52.848$; $\rho = 1000$ kg/m³

DASY5 Configuration:

- Area Scan Setting: Find Secondary Maximum Within: 2.0 dB and with a peak SAR value greater than 0.0012W/kg
- Electronics: DAE4 Sn1468; Calibrated: 2018-08-22
- Probe: EX3DV4 - SN7314; ConvF(9.85, 9.85, 9.85); Calibrated: 2018-08-30;
- Sensor-Surface: 2.5mm (Mechanical Surface Detection)
- Phantom: ELI v6.0; Type: QDOVA003AA; Serial: TP:2005

Rear/GPRS_4 Slots_ch 251 10mm (Hotspot)/Area Scan (8x14x1): Measurement grid: dx=15mm, dy=15mm

Maximum value of SAR (measured) = 0.906 W/kg

Rear/GPRS_4 Slots_ch 251 10mm (Hotspot)/Zoom Scan (6x6x7)/Cube 0: Measurement grid:


dx=8mm, dy=8mm, dz=5mm

Reference Value = 30.12 V/m; Power Drift = 0.07 dB

Peak SAR (extrapolated) = 1.34 W/kg

SAR(1 g) = 0.776 W/kg; SAR(10 g) = 0.440 W/kg

Maximum value of SAR (measured) = 1.01 W/kg



0 dB = 1.01 W/kg = 0.04 dBW/kg

GSM 1900

Frequency: 1880 MHz; Duty Cycle: 1:8.30042; Room Ambient Temperature: 23.0°C; Liquid Temperature: 22.0°C
Medium parameters used: $f = 1880$ MHz; $\sigma = 1.438$ S/m; $\epsilon_r = 38.831$; $\rho = 1000$ kg/m³

DASY5 Configuration:

- Area Scan Setting: Find Secondary Maximum Within: 2.0 dB and with a peak SAR value greater than 0.0012W/kg
- Electronics: DAE4 Sn1259; Calibrated: 7/26/2018
- Probe: EX3DV4 - SN3991; ConvF(8.43, 8.43, 8.43); Calibrated: 5/24/2018;
- Sensor-Surface: 2.5mm (Mechanical Surface Detection)
- Phantom: Twin-SAM V5.0 (30deg probe tilt)_20181018; Type: QD 000 P40 CD; Serial: 1829

LHS/Touch_GSM_voice_ch.661/Area Scan (8x13x1): Measurement grid: dx=15mm, dy=15mm
Maximum value of SAR (measured) = 0.0915 W/kg

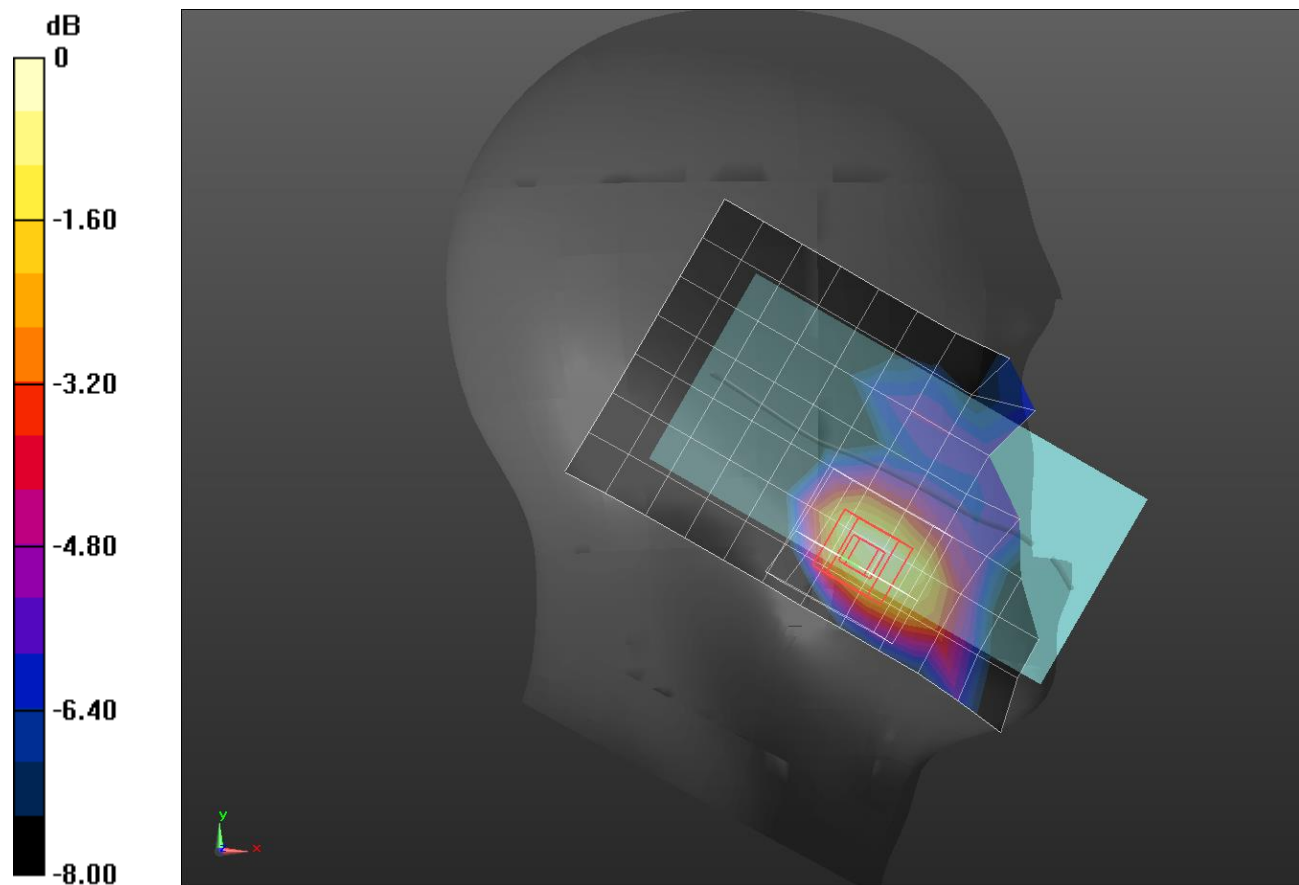
LHS/Touch_GSM_voice_ch.661/Zoom Scan (6x6x7)/Cube 0: Measurement grid: dx=8mm, dy=8mm, dz=5mm

Reference Value = 7.667 V/m; Power Drift = 0.17 dB

Peak SAR (extrapolated) = 0.125 W/kg

SAR(1 g) = 0.075 W/kg; SAR(10 g) = 0.043 W/kg

Maximum value of SAR (measured) = 0.0938 W/kg



0 dB = 0.0938 W/kg = -10.28 dBW/kg

GSM 1900

Frequency: 1880 MHz; Duty Cycle: 1:8.30042; Room Ambient Temperature: 23.0°C; Liquid Temperature: 22.0°C
 Medium parameters used: $f = 1880$ MHz; $\sigma = 1.506$ S/m; $\epsilon_r = 52.538$; $\rho = 1000$ kg/m³

DASY5 Configuration:

- Area Scan Setting: Find Secondary Maximum Within: 2.0 dB and with a peak SAR value greater than 0.0012W/kg
- Electronics: DAE4 Sn1468; Calibrated: 2018-08-22
- Probe: EX3DV4 - SN7314; ConvF(7.74, 7.74, 7.74); Calibrated: 2018-08-30;
- Sensor-Surface: 2.5mm (Mechanical Surface Detection)
- Phantom: ELI v6.0; Type: QDOVA003AA; Serial: TP:2005

Rear/Voice_GSM_ch 661 15mm/Area Scan (7x14x1): Measurement grid: dx=15mm, dy=15mm
 Maximum value of SAR (measured) = 0.306 W/kg

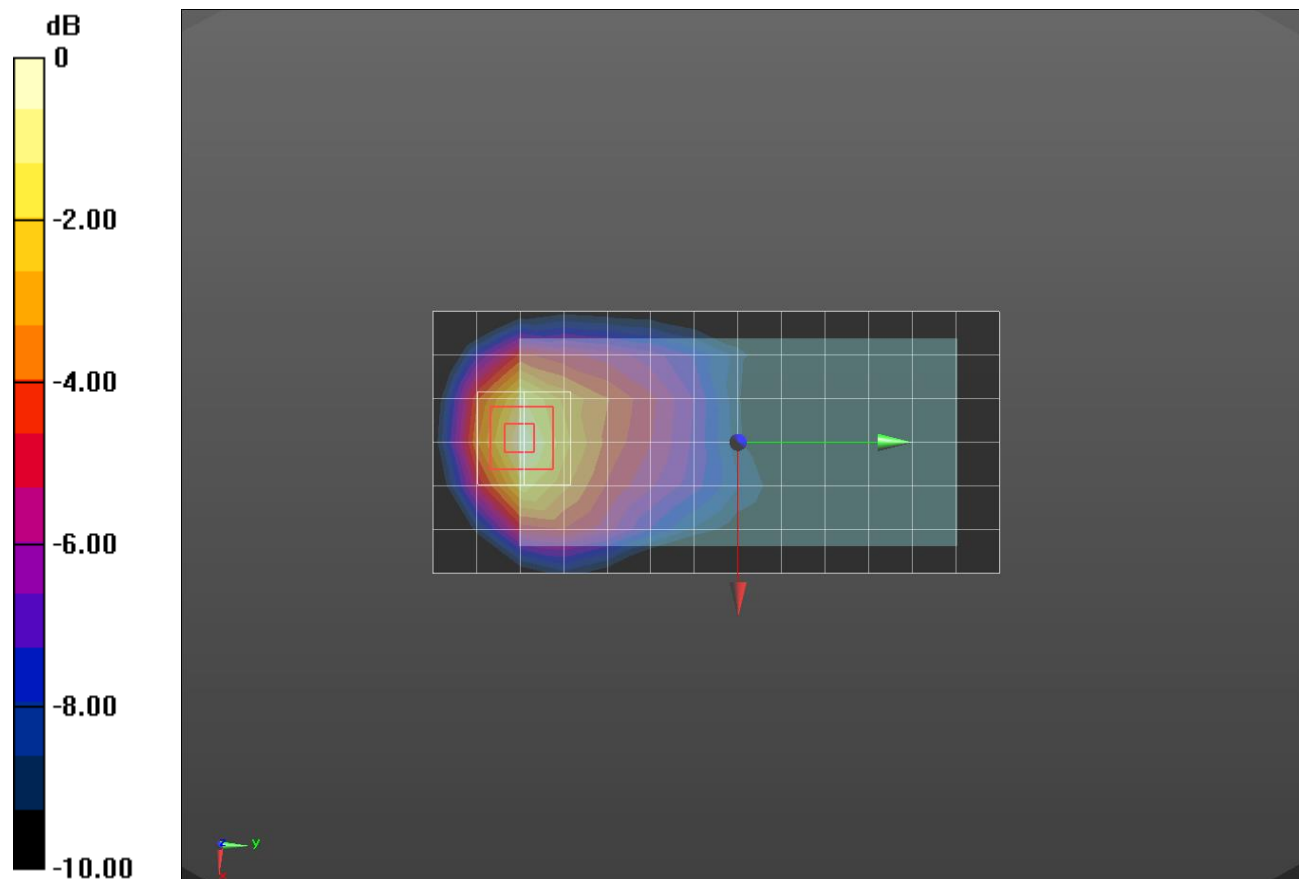
Rear/Voice_GSM_ch 661 15mm/Zoom Scan (5x5x7)/Cube 0: Measurement grid: dx=8mm, dy=8mm, dz=5mm

Reference Value = 14.44 V/m; Power Drift = -0.07 dB

Peak SAR (extrapolated) = 0.390 W/kg

SAR(1 g) = 0.241 W/kg; SAR(10 g) = 0.140 W/kg

Maximum value of SAR (measured) = 0.303 W/kg



0 dB = 0.303 W/kg = -5.19 dBW/kg

GSM 1900

Frequency: 1909.8 MHz; Duty Cycle: 1:8.00018; Room Ambient Temperature: 23.0°C; Liquid Temperature: 22.0°C
 Medium parameters used: $f = 1910 \text{ MHz}$; $\sigma = 1.541 \text{ S/m}$; $\epsilon_r = 52.455$; $\rho = 1000 \text{ kg/m}^3$

DASY5 Configuration:

- Area Scan Setting: Find Secondary Maximum Within: 2.0 dB and with a peak SAR value greater than 0.0012W/kg
- Electronics: DAE4 Sn1468; Calibrated: 2018-08-22
- Probe: EX3DV4 - SN7314; ConvF(7.74, 7.74, 7.74); Calibrated: 2018-08-30;
- Sensor-Surface: 2.5mm (Mechanical Surface Detection)
- Phantom: ELI v6.0; Type: QDOVA003AA; Serial: TP:2005

Edge 3/GPRS_1 slots_ch 810/Area Scan (5x9x1): Measurement grid: dx=15mm, dy=15mm

Maximum value of SAR (measured) = 0.874 W/kg

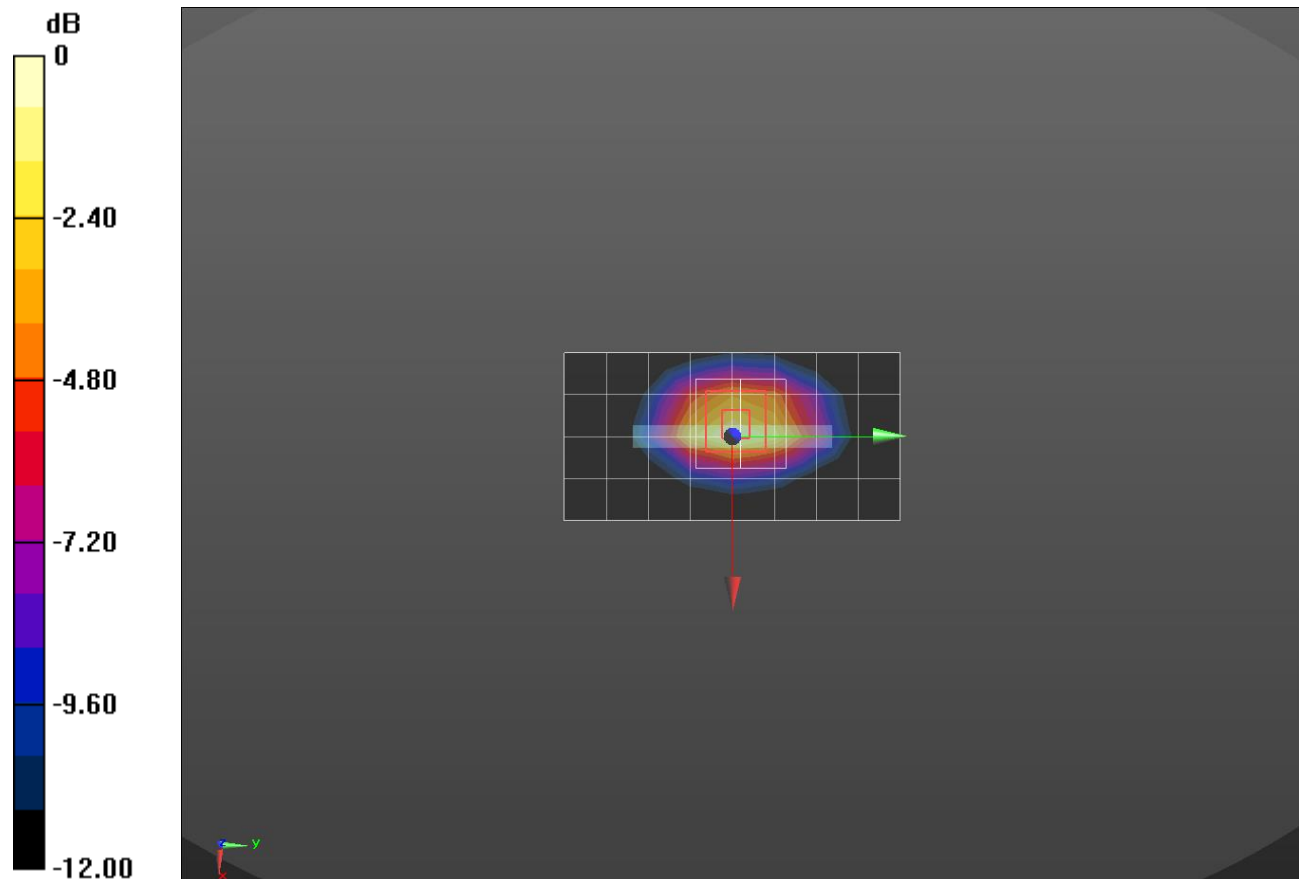
Edge 3/GPRS_1 slots_ch 810/Zoom Scan (5x5x7)/Cube 0: Measurement grid: dx=8mm, dy=8mm, dz=5mm

Reference Value = 25.51 V/m; Power Drift = -0.10 dB

Peak SAR (extrapolated) = 1.26 W/kg

SAR(1 g) = 0.720 W/kg; SAR(10 g) = 0.376 W/kg

Maximum value of SAR (measured) = 0.954 W/kg



0 dB = 0.954 W/kg = -0.20 dBW/kg

WCDMA Band II

Frequency: 1880 MHz; Duty Cycle: 1:1; Room Ambient Temperature: 23.0°C; Liquid Temperature: 22.0°C
Medium parameters used: $f = 1880$ MHz; $\sigma = 1.434$ S/m; $\epsilon_r = 39.524$; $\rho = 1000$ kg/m³

DASY5 Configuration:

- Area Scan Setting: Find Secondary Maximum Within: 2.0 dB and with a peak SAR value greater than 0.0012W/kg
- Electronics: DAE4 Sn1259; Calibrated: 7/26/2018
- Probe: EX3DV4 - SN3991; ConvF(8.43, 8.43, 8.43); Calibrated: 5/24/2018;
- Sensor-Surface: 2.5mm (Mechanical Surface Detection)
- Phantom: Twin-SAM V5.0 (30deg probe tilt)_20181018; Type: QD 000 P40 CD; Serial: 1829

LHS/Touch_RMC Rel.99 ch 9400/Area Scan (8x13x1): Measurement grid: dx=15mm, dy=15mm
Maximum value of SAR (measured) = 0.227 W/kg

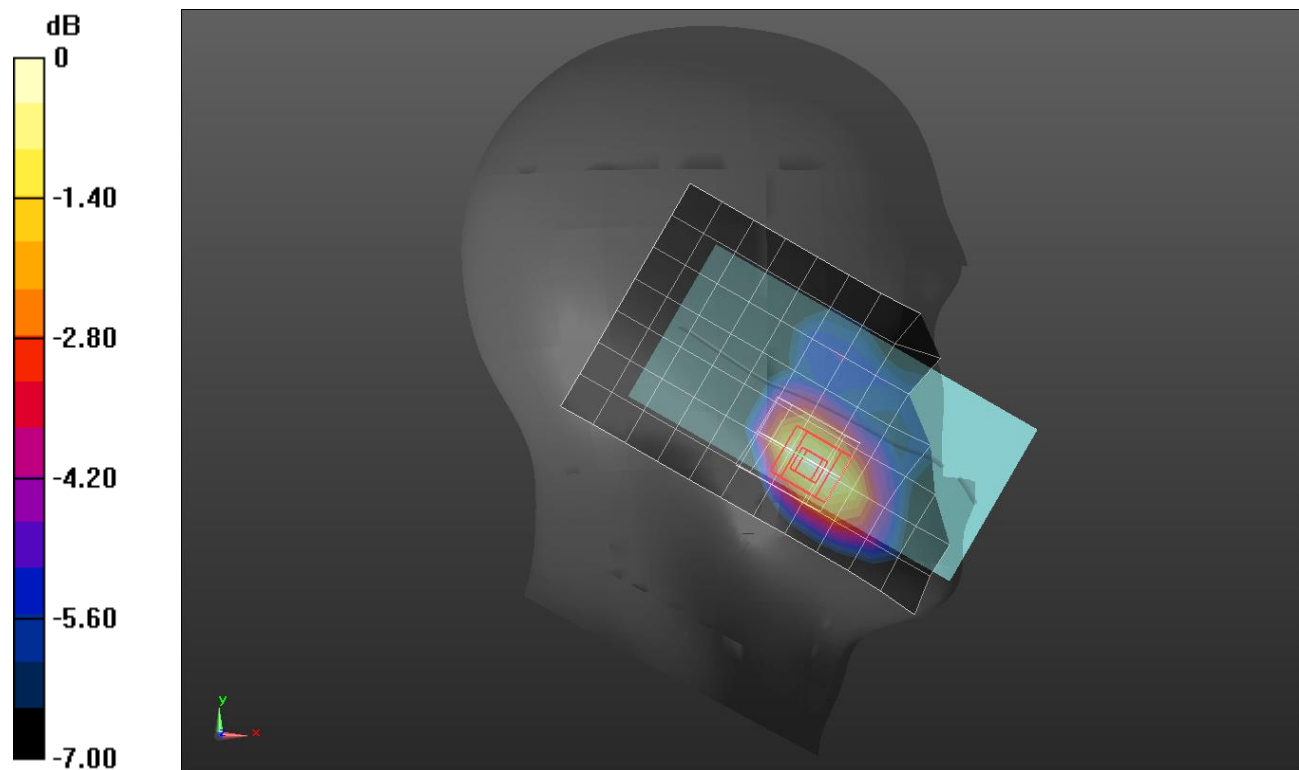
LHS/Touch_RMC Rel.99 ch 9400/Zoom Scan (5x5x7)/Cube 0: Measurement grid: dx=8mm, dy=8mm, dz=5mm

Reference Value = 12.39 V/m; Power Drift = 0.08 dB

Peak SAR (extrapolated) = 0.293 W/kg

SAR(1 g) = 0.179 W/kg; SAR(10 g) = 0.106 W/kg

Maximum value of SAR (measured) = 0.224 W/kg



0 dB = 0.224 W/kg = -6.50 dBW/kg

WCDMA Band II

Frequency: 1880 MHz; Duty Cycle: 1:1; Room Ambient Temperature: 23.0°C; Liquid Temperature: 22.0°C
 Medium parameters used: $f = 1880$ MHz; $\sigma = 1.506$ S/m; $\epsilon_r = 52.538$; $\rho = 1000$ kg/m³

DASY5 Configuration:

- Area Scan Setting: Find Secondary Maximum Within: 2.0 dB and with a peak SAR value greater than 0.0012W/kg
- Electronics: DAE4 Sn1468; Calibrated: 2018-08-22
- Probe: EX3DV4 - SN7314; ConvF(7.74, 7.74, 7.74); Calibrated: 2018-08-30;
- Sensor-Surface: 2.5mm (Mechanical Surface Detection)
- Phantom: ELI v6.0; Type: QDOVA003AA; Serial: TP:2005

Rear/Rel.99_ch 9400 15mm/Area Scan (8x14x1): Measurement grid: dx=15mm, dy=15mm
 Maximum value of SAR (measured) = 0.598 W/kg

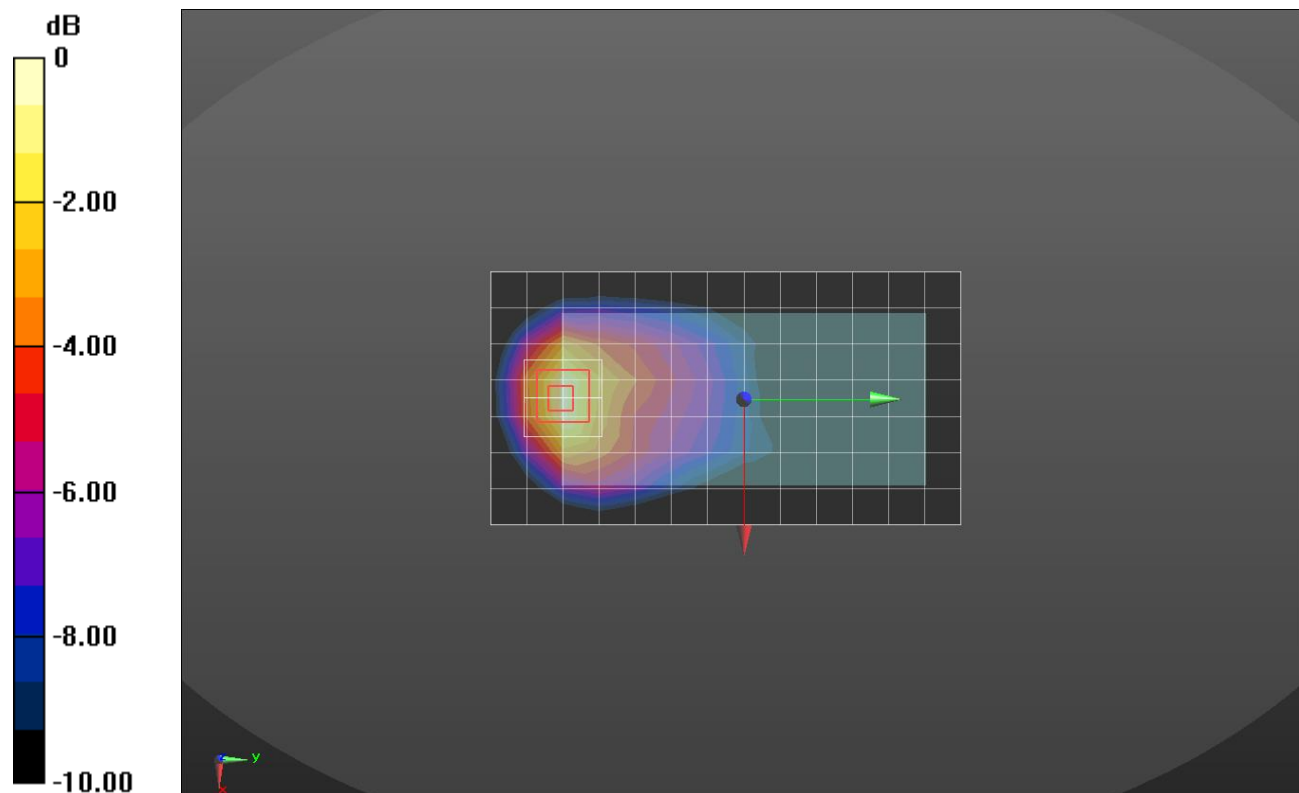
Rear/Rel.99_ch 9400 15mm/Zoom Scan (5x5x7)/Cube 0: Measurement grid: dx=8mm, dy=8mm, dz=5mm

Reference Value = 21.00 V/m; Power Drift = -0.04 dB

Peak SAR (extrapolated) = 0.820 W/kg

SAR(1 g) = 0.509 W/kg; SAR(10 g) = 0.298 W/kg

Maximum value of SAR (measured) = 0.648 W/kg



0 dB = 0.648 W/kg = -1.88 dBW/kg

W-CDMA Band II

Frequency: 1852.4 MHz; Duty Cycle: 1:1; Room Ambient Temperature: 23.0°C; Liquid Temperature: 22.0°C
 Medium parameters used (interpolated): $f = 1852.4$ MHz; $\sigma = 1.476$ S/m; $\epsilon_r = 52.61$; $\rho = 1000$ kg/m³

DASY5 Configuration:

- Area Scan Setting: Find Secondary Maximum Within: 2.0 dB and with a peak SAR value greater than 0.0012W/kg
- Electronics: DAE4 Sn1468; Calibrated: 2018-08-22
- Probe: EX3DV4 - SN7314; ConvF(7.74, 7.74, 7.74); Calibrated: 2018-08-30;
- Sensor-Surface: 2.5mm (Mechanical Surface Detection)
- Phantom: ELI v6.0; Type: QDOVA003AA; Serial: TP:2005

Edge 3/Rel.99_ch 9262/Area Scan (9x5x1): Measurement grid: dx=15mm, dy=15mm

Maximum value of SAR (measured) = 0.957 W/kg

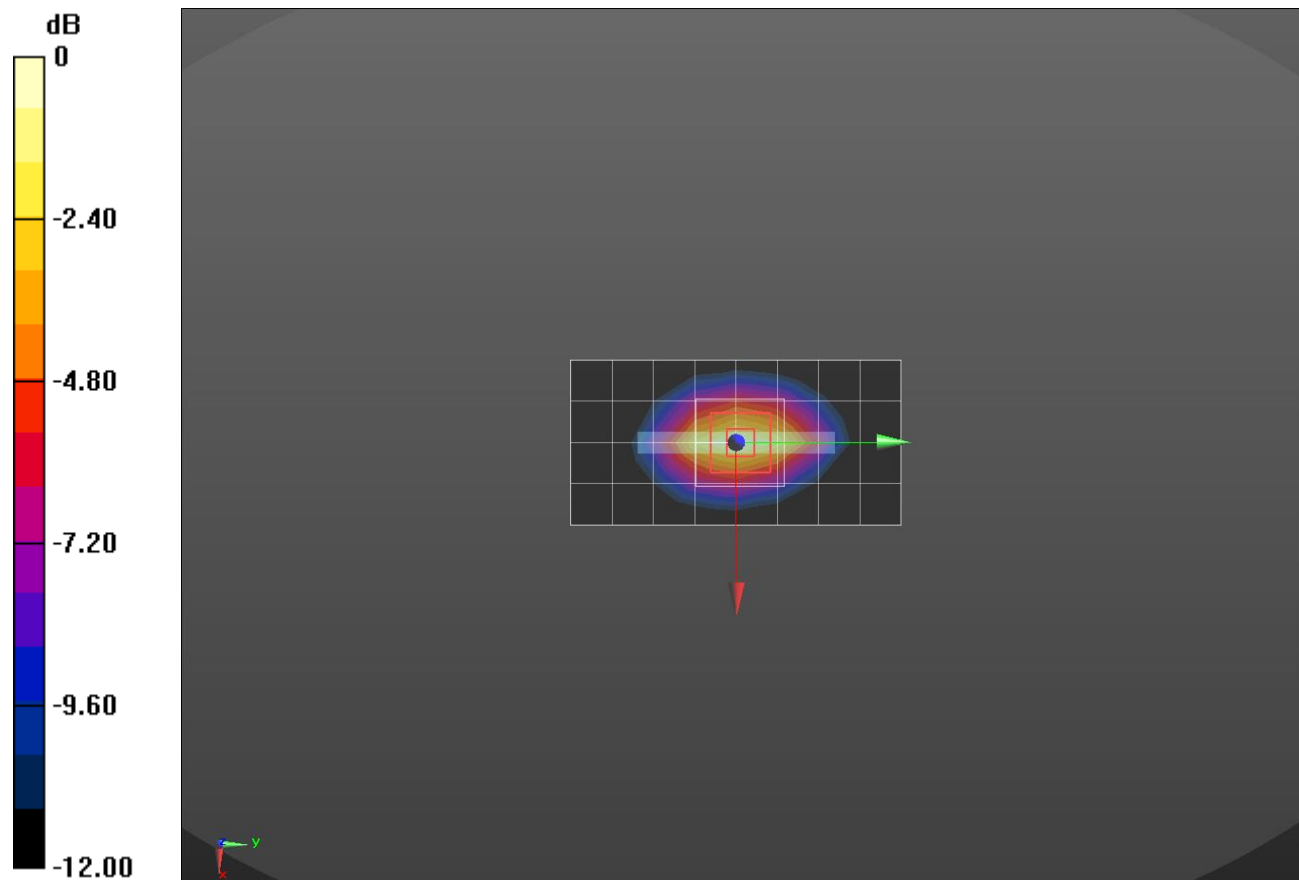
Edge 3/Rel.99_ch 9262/Zoom Scan (5x5x7)/Cube 0: Measurement grid: dx=8mm, dy=8mm, dz=5mm

Reference Value = 25.88 V/m; Power Drift = -0.05 dB

Peak SAR (extrapolated) = 1.25 W/kg

SAR(1 g) = 0.732 W/kg; SAR(10 g) = 0.388 W/kg

Maximum value of SAR (measured) = 0.967 W/kg



0 dB = 0.967 W/kg = -0.15 dBW/kg

WCDMA Band II phablet

Frequency: 1880 MHz; Duty Cycle: 1:1; Room Ambient Temperature: 23.0°C; Liquid Temperature: 22.0°C
 Medium parameters used: $f = 1880 \text{ MHz}$; $\sigma = 1.506 \text{ S/m}$; $\epsilon_r = 52.538$; $\rho = 1000 \text{ kg/m}^3$

DASY5 Configuration:

- Area Scan Setting: Find Secondary Maximum Within: 2.0 dB and with a peak SAR value greater than 0.0012W/kg
- Electronics: DAE4 Sn1468; Calibrated: 2018-08-22
- Probe: EX3DV4 - SN7314; ConvF(7.74, 7.74, 7.74); Calibrated: 2018-08-30;
- Sensor-Surface: 2.5mm (Mechanical Surface Detection)
- Phantom: ELI v6.0; Type: QDOVA003AA; Serial: TP:2005

Rear/Rel.99_ch 9400 0mm/Area Scan (8x14x1): Measurement grid: dx=15mm, dy=15mm
 Maximum value of SAR (measured) = 4.47 W/kg

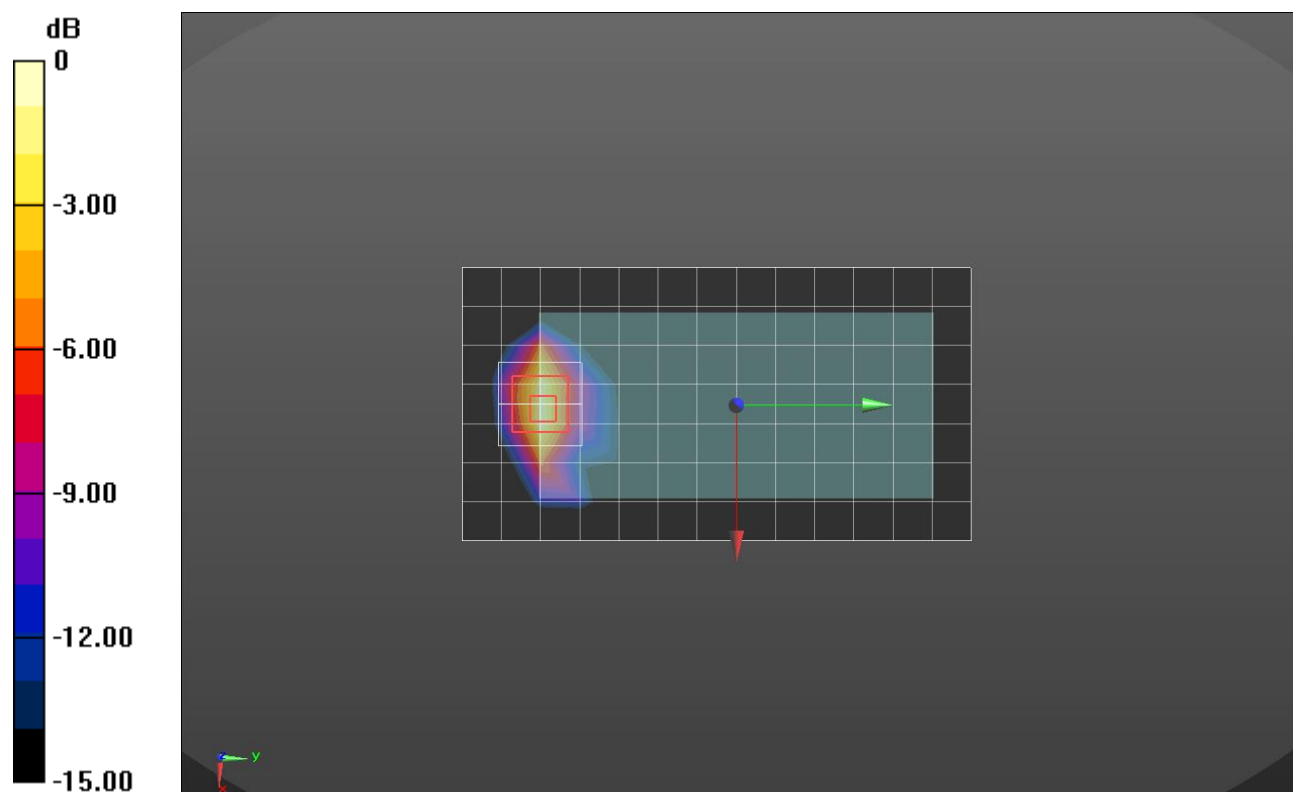
Rear/Rel.99_ch 9400 0mm/Zoom Scan (5x5x7)/Cube 0: Measurement grid: dx=8mm, dy=8mm, dz=5mm

Reference Value = 58.82 V/m; Power Drift = -0.08 dB

Peak SAR (extrapolated) = 7.44 W/kg

SAR(1 g) = 3.61 W/kg; SAR(10 g) = 1.59 W/kg

Maximum value of SAR (measured) = 5.10 W/kg



0 dB = 5.10 W/kg = 7.08 dBW/kg

WCDMA Band IV

Frequency: 1732.6 MHz; Duty Cycle: 1:1; Room Ambient Temperature: 23.0°C; Liquid Temperature: 22.0°C
 Medium parameters used (interpolated): $f = 1732.6$ MHz; $\sigma = 1.301$ S/m; $\epsilon_r = 39.977$; $\rho = 1000$ kg/m³

DASY5 Configuration:

- Area Scan Setting: Find Secondary Maximum Within: 2.0 dB and with a peak SAR value greater than 0.0012W/kg
- Electronics: DAE4 Sn1259; Calibrated: 7/26/2018
- Probe: EX3DV4 - SN3991; ConvF(8.81, 8.81, 8.81); Calibrated: 5/24/2018;
- Sensor-Surface: 2.5mm (Mechanical Surface Detection)
- Phantom: Twin-SAM V5.0 (30deg probe tilt)_20181018; Type: QD 000 P40 CD; Serial: 1829

LHS/Touch_RMC Rel.99 Ch 1413/Area Scan (8x13x1): Measurement grid: dx=15mm, dy=15mm
 Maximum value of SAR (measured) = 0.277 W/kg

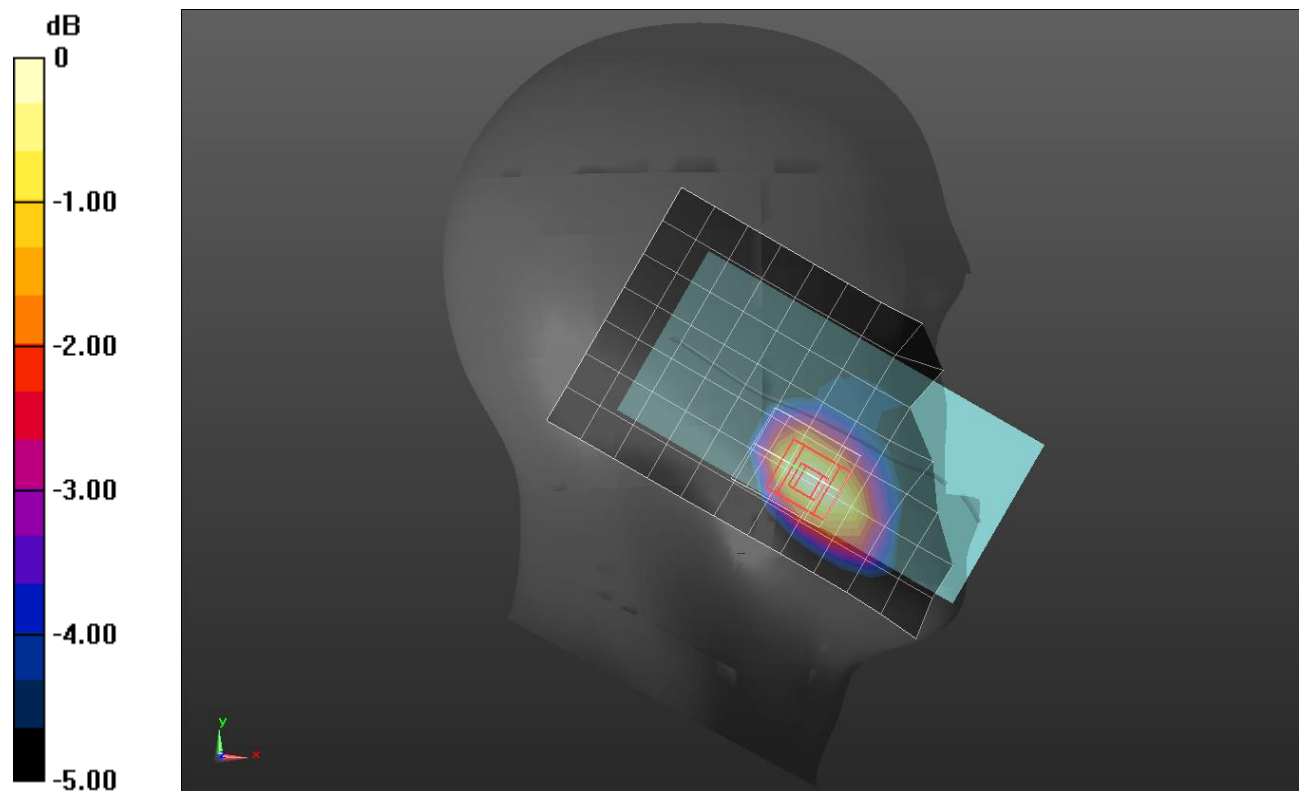
LHS/Touch_RMC Rel.99 Ch 1413/Zoom Scan (5x5x7)/Cube 0: Measurement grid: dx=8mm, dy=8mm, dz=5mm

Reference Value = 14.38 V/m; Power Drift = 0.11 dB

Peak SAR (extrapolated) = 0.346 W/kg

SAR(1 g) = 0.226 W/kg; SAR(10 g) = 0.143 W/kg

Maximum value of SAR (measured) = 0.269 W/kg



0 dB = 0.269 W/kg = -5.70 dBW/kg

W-CDMA Band IV

Frequency: 1732.6 MHz; Duty Cycle: 1:1; Room Ambient Temperature: 23.0°C; Liquid Temperature: 22.0°C
 Medium parameters used (interpolated): $f = 1732.6$ MHz; $\sigma = 1.511$ S/m; $\epsilon_r = 53.447$; $\rho = 1000$ kg/m³

DASY5 Configuration:

- Area Scan Setting: Find Secondary Maximum Within: 2.0 dB and with a peak SAR value greater than 0.0012W/kg
- Electronics: DAE4 Sn1259; Calibrated: 7/26/2018
- Probe: EX3DV4 - SN3991; ConvF(8.35, 8.35, 8.35); Calibrated: 5/24/2018;
- Sensor-Surface: 2.5mm (Mechanical Surface Detection)
- Phantom: ELI V5.0 (20deg probe tilt)_20181018; Type: QD OVA 001 BB; Serial: 1212

Rear/Rel.99_ch 1413 15mm/Area Scan (8x14x1): Measurement grid: dx=15mm, dy=15mm
 Maximum value of SAR (measured) = 0.720 W/kg

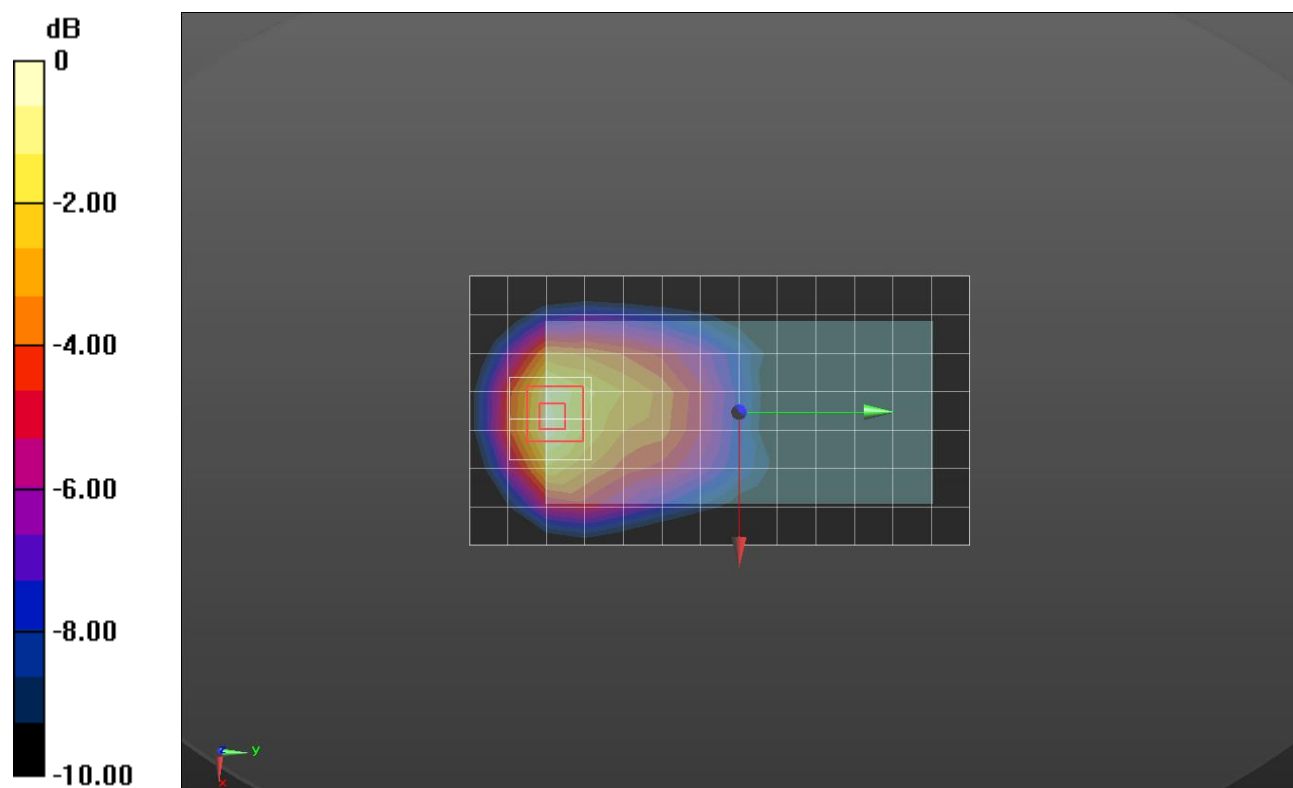
Rear/Rel.99_ch 1413 15mm/Zoom Scan (5x5x7)/Cube 0: Measurement grid: dx=8mm, dy=8mm, dz=5mm

Reference Value = 22.11 V/m; Power Drift = 0.07 dB

Peak SAR (extrapolated) = 0.943 W/kg

SAR(1 g) = 0.603 W/kg; SAR(10 g) = 0.364 W/kg

Maximum value of SAR (measured) = 0.756 W/kg



0 dB = 0.756 W/kg = -1.21 dBW/kg

W-CDMA Band IV

Frequency: 1732.6 MHz; Duty Cycle: 1:1; Room Ambient Temperature: 23.0°C; Liquid Temperature: 22.0°C
 Medium parameters used (interpolated): $f = 1732.6$ MHz; $\sigma = 1.417$ S/m; $\epsilon_r = 55.537$; $\rho = 1000$ kg/m³

DASY5 Configuration:

- Area Scan Setting: Find Secondary Maximum Within: 2.0 dB and with a peak SAR value greater than 0.0012W/kg
- Electronics: DAE4 Sn1259; Calibrated: 7/26/2018
- Probe: EX3DV4 - SN3991; ConvF(8.35, 8.35, 8.35); Calibrated: 5/24/2018;
- Sensor-Surface: 2.5mm (Mechanical Surface Detection)
- Phantom: ELI V5.0 (20deg probe tilt)_20181018; Type: QD OVA 001 BB; Serial: 1212

Edge 3/Rel.99_ch 1413 10mm/Area Scan (9x5x1): Measurement grid: dx=15mm, dy=15mm

Maximum value of SAR (measured) = 0.721 W/kg

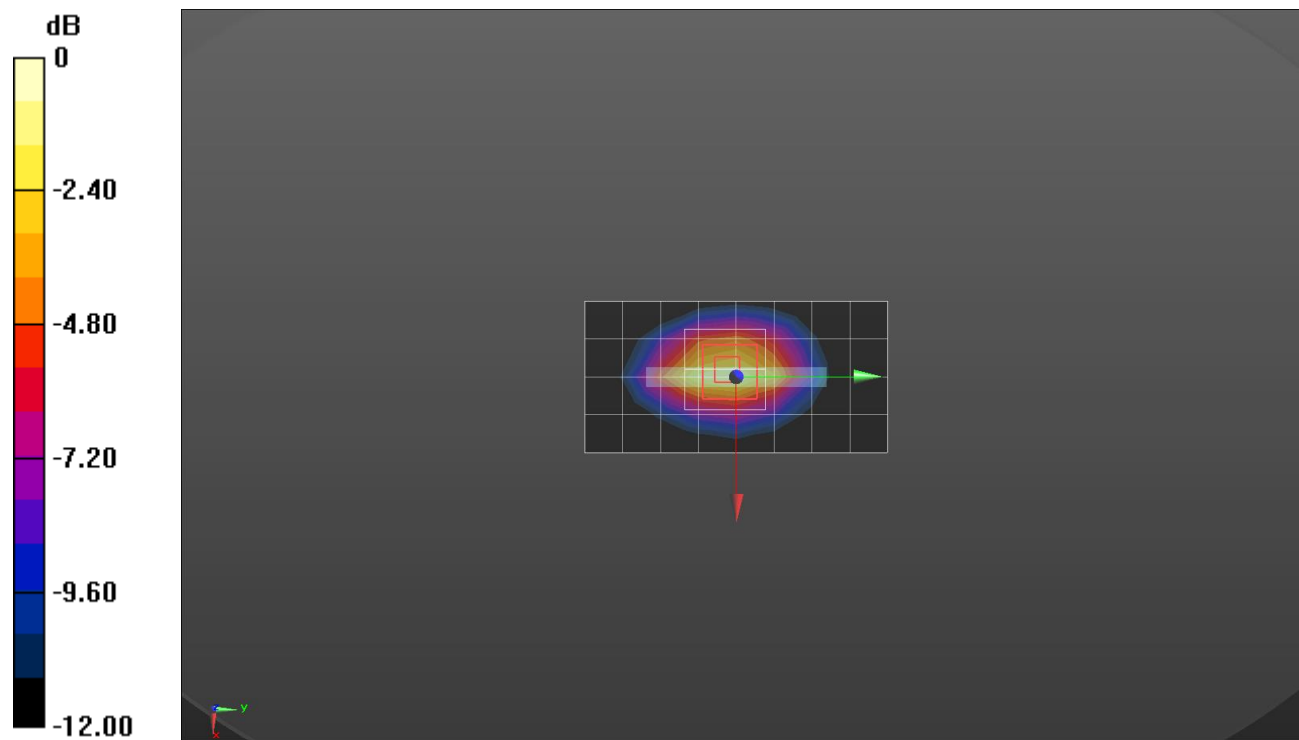
Edge 3/Rel.99_ch 1413 10mm/Zoom Scan (5x5x7)/Cube 0: Measurement grid: dx=8mm, dy=8mm, dz=5mm

Reference Value = 23.52 V/m; Power Drift = 0.02 dB

Peak SAR (extrapolated) = 1.09 W/kg

SAR(1 g) = 0.614 W/kg; SAR(10 g) = 0.327 W/kg

Maximum value of SAR (measured) = 0.817 W/kg



0 dB = 0.817 W/kg = -0.88 dBW/kg

W-CDMA Band IV

Frequency: 1712.4 MHz; Duty Cycle: 1:1; Room Ambient Temperature: 23.0°C; Liquid Temperature: 22.0°C
 Medium parameters used (interpolated): $f = 1712.4$ MHz; $\sigma = 1.399$ S/m; $\epsilon_r = 55.55$; $\rho = 1000$ kg/m³

DASY5 Configuration:

- Area Scan Setting: Find Secondary Maximum Within: 2.0 dB and with a peak SAR value greater than 0.0012W/kg
- Electronics: DAE4 Sn1259; Calibrated: 7/26/2018
- Probe: EX3DV4 - SN3991; ConvF(8.35, 8.35, 8.35); Calibrated: 5/24/2018;
- Sensor-Surface: 2.5mm (Mechanical Surface Detection)
- Phantom: ELI V5.0 (20deg probe tilt)_20181018; Type: QD OVA 001 BB; Serial: 1212

Edge 3/Rel.99_ch 1312 0mm/Area Scan (9x5x1): Measurement grid: dx=15mm, dy=15mm

Maximum value of SAR (measured) = 6.02 W/kg

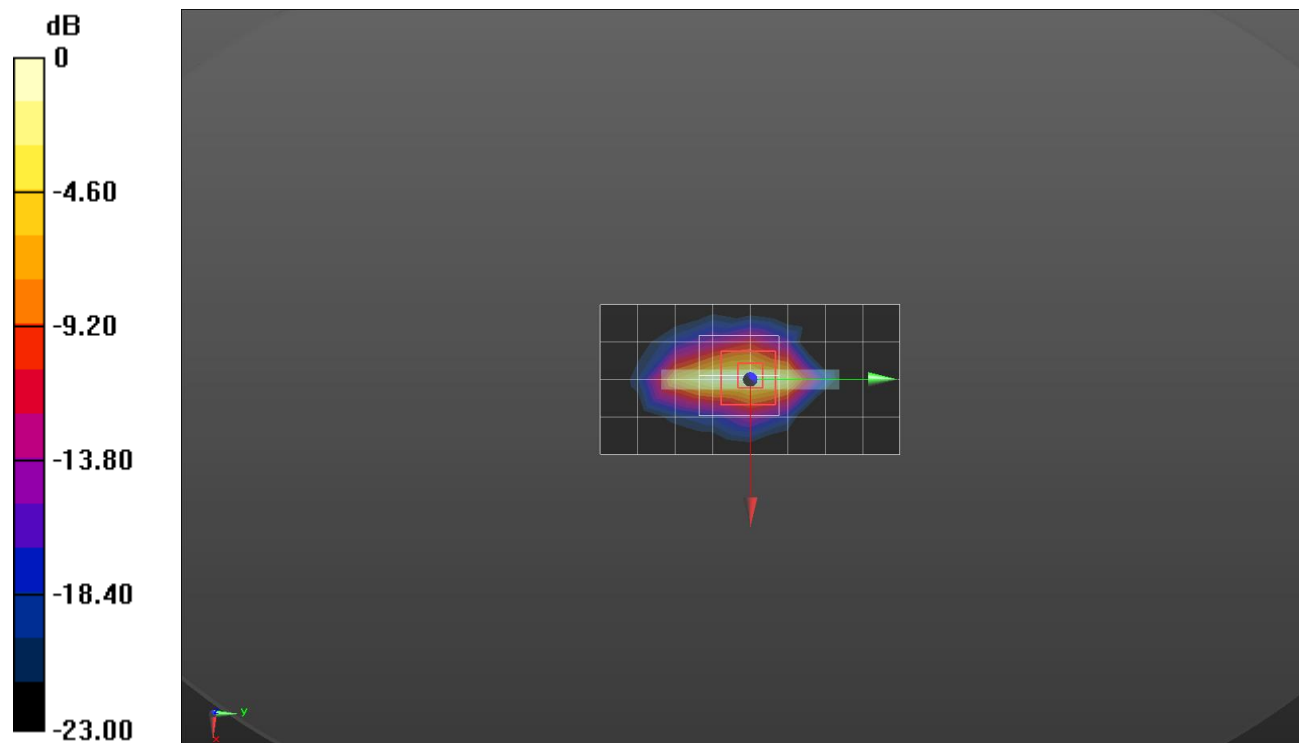
Edge 3/Rel.99_ch 1312 0mm/Zoom Scan (5x5x7)/Cube 0: Measurement grid: dx=8mm, dy=8mm, dz=5mm

Reference Value = 68.61 V/m; Power Drift = 0.08 dB

Peak SAR (extrapolated) = 9.48 W/kg

SAR(1 g) = 4.33 W/kg; SAR(10 g) = 1.84 W/kg

Maximum value of SAR (measured) = 6.55 W/kg



0 dB = 6.55 W/kg = 8.16 dBW/kg

WCDMA Band V

Frequency: 836.6 MHz; Duty Cycle: 1:1; Room Ambient Temperature: 23.0°C; Liquid Temperature: 22.0°C
 Medium parameters used (interpolated): $f = 836.6$ MHz; $\sigma = 0.887$ S/m; $\epsilon_r = 40.685$; $\rho = 1000$ kg/m³

DASY5 Configuration:

- Area Scan Setting: Find Secondary Maximum Within: 2.0 dB and with a peak SAR value greater than 0.0012W/kg
- Electronics: DAE4 Sn1468; Calibrated: 2018-08-22
- Probe: EX3DV4 - SN7314; ConvF(9.47, 9.47, 9.47); Calibrated: 2018-08-30;
- Sensor-Surface: 2.5mm (Mechanical Surface Detection)
- Phantom: SAM Phantom CRP v5.0(Right); Type: QD000P40CD; Serial: TP:1855

RHS/Touch_RMC Rel.99 ch 4183/Area Scan (8x13x1): Measurement grid: dx=15mm, dy=15mm
 Maximum value of SAR (measured) = 0.286 W/kg


RHS/Touch_RMC Rel.99 ch 4183/Zoom Scan (5x5x7)/Cube 0: Measurement grid: dx=8mm, dy=8mm, dz=5mm

Reference Value = 18.97 V/m; Power Drift = -0.03 dB

Peak SAR (extrapolated) = 0.335 W/kg

SAR(1 g) = 0.271 W/kg; SAR(10 g) = 0.209 W/kg

Maximum value of SAR (measured) = 0.300 W/kg



0 dB = 0.300 W/kg = -5.23 dBW/kg

W-CDMA Band V

Frequency: 836.6 MHz; Duty Cycle: 1:1; Room Ambient Temperature: 23.0°C; Liquid Temperature: 22.0°C
 Medium parameters used (interpolated): $f = 836.6$ MHz; $\sigma = 0.984$ S/m; $\epsilon_r = 53.568$; $\rho = 1000$ kg/m³

DASY5 Configuration:

- Area Scan Setting: Find Secondary Maximum Within: 2.0 dB and with a peak SAR value greater than 0.0012W/kg
- Electronics: DAE4 Sn1447; Calibrated: 2018-03-15
- Probe: EX3DV4 - SN7313; ConvF(9.59, 9.59, 9.59); Calibrated: 2018-02-20;
- Sensor-Surface: 2.5mm (Mechanical Surface Detection)
- Phantom: ELI v6.0; Type: QDOVA003AA; Serial: TP:2005

Rear/Rel.99_ch 4183 15mm/Area Scan (7x14x1): Measurement grid: dx=15mm, dy=15mm
 Maximum value of SAR (measured) = 0.483 W/kg


Rear/Rel.99_ch 4183 15mm/Zoom Scan (6x6x7)/Cube 0: Measurement grid: dx=8mm, dy=8mm, dz=5mm

Reference Value = 22.37 V/m; Power Drift = -0.07 dB

Peak SAR (extrapolated) = 0.603 W/kg

SAR(1 g) = 0.438 W/kg; SAR(10 g) = 0.308 W/kg

Maximum value of SAR (measured) = 0.507 W/kg



0 dB = 0.507 W/kg = -2.95 dBW/kg

W-CDMA Band V

Frequency: 836.6 MHz; Duty Cycle: 1:1; Room Ambient Temperature: 23.0°C; Liquid Temperature: 22.0°C
 Medium parameters used (interpolated): $f = 836.6$ MHz; $\sigma = 0.984$ S/m; $\epsilon_r = 53.568$; $\rho = 1000$ kg/m³

DASY5 Configuration:

- Area Scan Setting: Find Secondary Maximum Within: 2.0 dB and with a peak SAR value greater than 0.0012W/kg
- Electronics: DAE4 Sn1447; Calibrated: 2018-03-15
- Probe: EX3DV4 - SN7313; ConvF(9.59, 9.59, 9.59); Calibrated: 2018-02-20;
- Sensor-Surface: 2.5mm (Mechanical Surface Detection)
- Phantom: ELI v6.0; Type: QDOVA003AA; Serial: TP:2005

Rear/Rel.99_ch 4183 10mm (Hotspot)/Area Scan (7x14x1): Measurement grid: dx=15mm, dy=15mm
 Maximum value of SAR (measured) = 1.11 W/kg


Rear/Rel.99_ch 4183 10mm (Hotspot)/Zoom Scan (5x5x7)/Cube 0: Measurement grid: dx=8mm, dy=8mm, dz=5mm

Reference Value = 33.94 V/m; Power Drift = -0.06 dB

Peak SAR (extrapolated) = 1.49 W/kg

SAR(1 g) = 0.848 W/kg; SAR(10 g) = 0.478 W/kg

Maximum value of SAR (measured) = 1.09 W/kg



0 dB = 1.09 W/kg = 0.37 dBW/kg

LTE Band 2

Frequency: 1880 MHz; Duty Cycle: 1:1; Room Ambient Temperature: 23.0°C; Liquid Temperature: 22.0°C

Medium parameters used: $f = 1880$ MHz; $\sigma = 1.434$ S/m; $\epsilon_r = 39.524$; $\rho = 1000$ kg/m³

DASY5 Configuration:

- Area Scan Setting: Find Secondary Maximum Within: 2.0 dB and with a peak SAR value greater than 0.0012W/kg
- Electronics: DAE4 Sn1259; Calibrated: 7/26/2018
- Probe: EX3DV4 - SN3991; ConvF(8.43, 8.43, 8.43); Calibrated: 5/24/2018;
- Sensor-Surface: 2.5mm (Mechanical Surface Detection)
- Phantom: Twin-SAM V5.0 (30deg probe tilt)_20181018; Type: QD 000 P40 CD; Serial: 1829

LHS/Touch_QPSK 1/0_ch.18900/Area Scan (8x13x1): Measurement grid: dx=15mm, dy=15mm

Maximum value of SAR (measured) = 0.194 W/kg

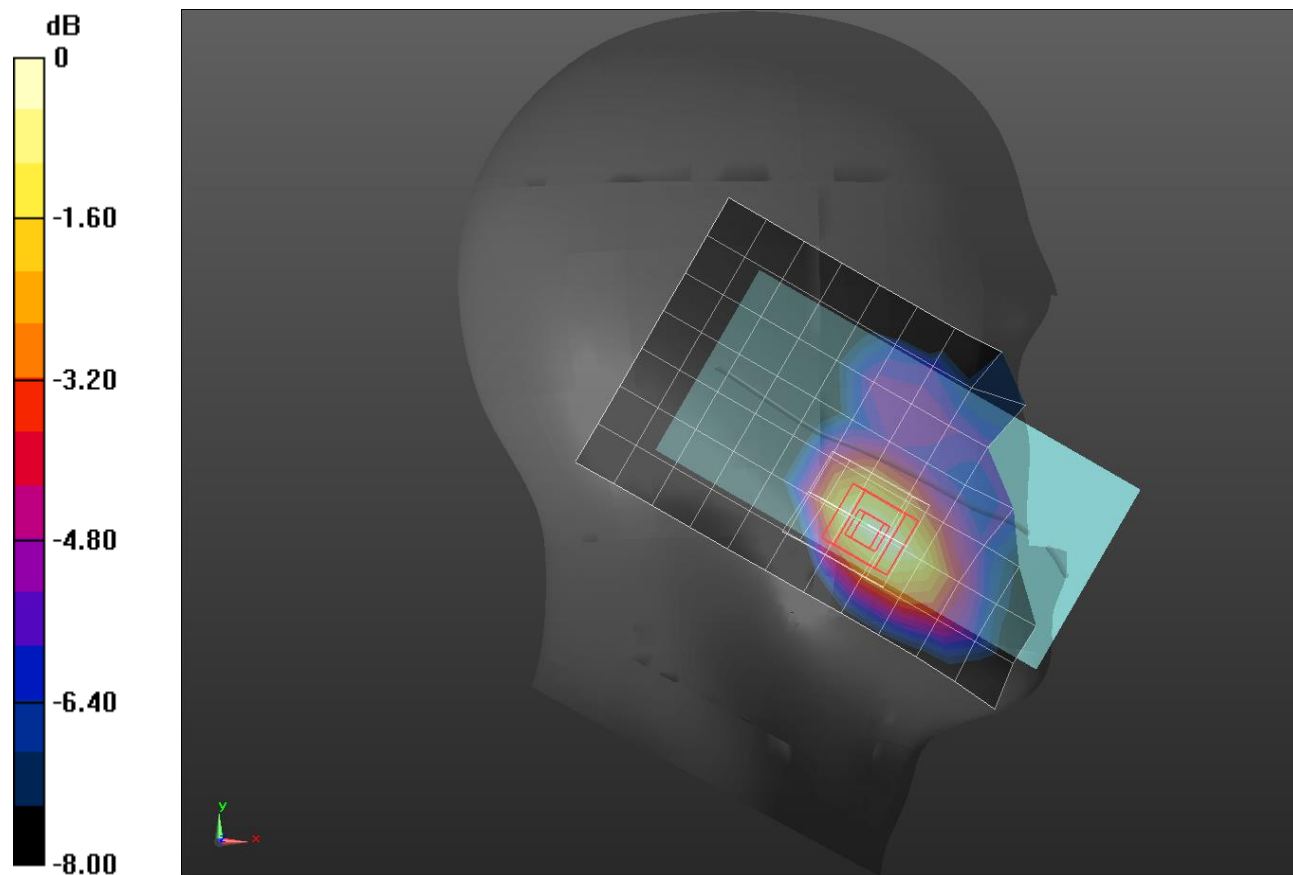
LHS/Touch_QPSK 1/0_ch.18900/Zoom Scan (5x5x7)/Cube 0: Measurement grid: dx=8mm, dy=8mm, dz=5mm

Reference Value = 11.21 V/m; Power Drift = 0.19 dB

Peak SAR (extrapolated) = 0.253 W/kg

SAR(1 g) = 0.151 W/kg; SAR(10 g) = 0.089 W/kg

Maximum value of SAR (measured) = 0.189 W/kg



0 dB = 0.189 W/kg = -7.24 dBW/kg

LTE Band 2

Frequency: 1880 MHz; Duty Cycle: 1:1; Room Ambient Temperature: 23.0°C; Liquid Temperature: 22.0°C
 Medium parameters used: $f = 1880$ MHz; $\sigma = 1.506$ S/m; $\epsilon_r = 52.538$; $\rho = 1000$ kg/m³

DASY5 Configuration:

- Area Scan Setting: Find Secondary Maximum Within: 2.0 dB and with a peak SAR value greater than 0.0012W/kg
- Electronics: DAE4 Sn1468; Calibrated: 2018-08-22
- Probe: EX3DV4 - SN7314; ConvF(7.74, 7.74, 7.74); Calibrated: 2018-08-30;
- Sensor-Surface: 2.5mm (Mechanical Surface Detection)
- Phantom: ELI v6.0; Type: QDOVA003AA; Serial: TP:2005

Rear/QPSK RB 1/0_ch 18900 15mm/Area Scan (7x14x1): Measurement grid: dx=15mm, dy=15mm
 Maximum value of SAR (measured) = 0.602 W/kg

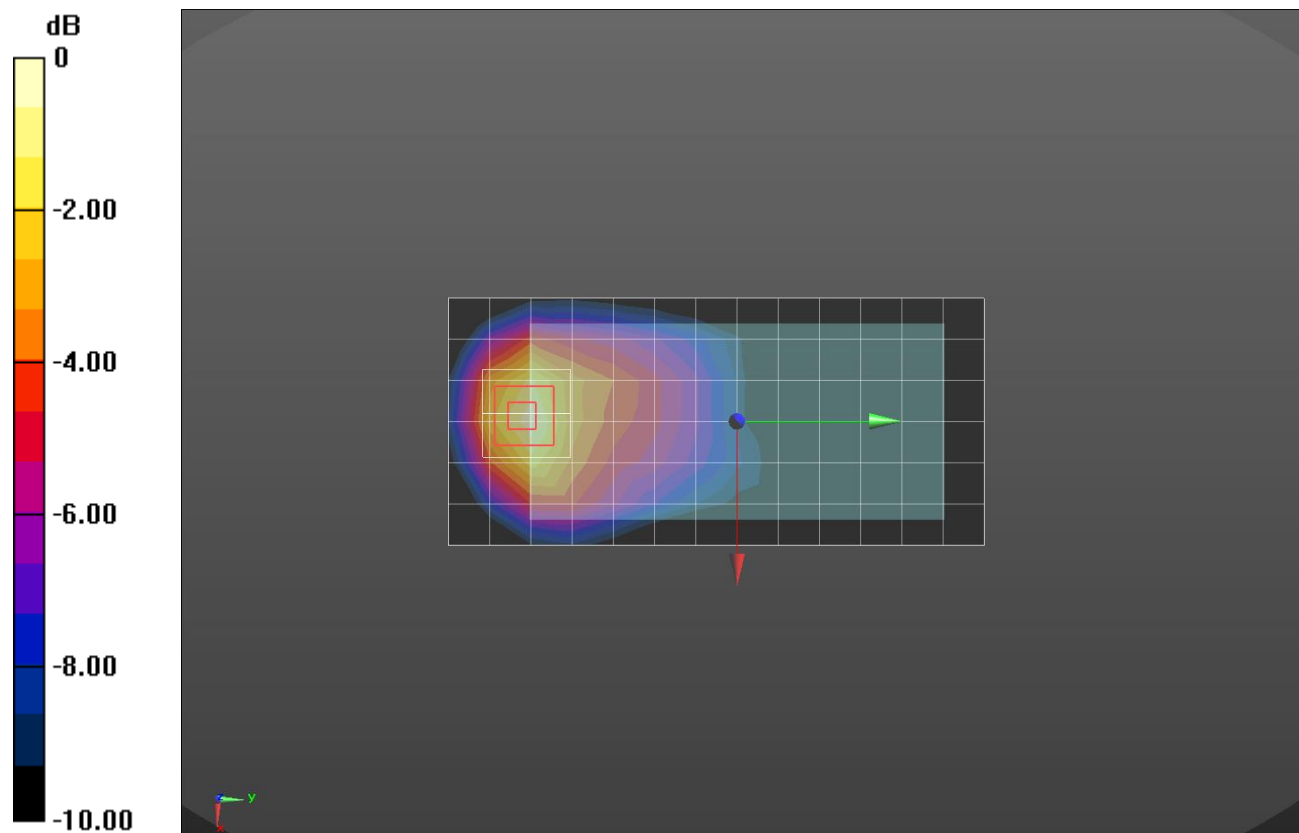
Rear/QPSK RB 1/0_ch 18900 15mm/Zoom Scan (5x5x7)/Cube 0: Measurement grid: dx=8mm, dy=8mm, dz=5mm

Reference Value = 20.22 V/m; Power Drift = -0.06 dB

Peak SAR (extrapolated) = 0.790 W/kg

SAR(1 g) = 0.495 W/kg; SAR(10 g) = 0.290 W/kg

Maximum value of SAR (measured) = 0.620 W/kg



0 dB = 0.620 W/kg = -2.08 dBW/kg

LTE Band 2

Frequency: 1860 MHz; Duty Cycle: 1:1; Room Ambient Temperature: 23.0°C; Liquid Temperature: 22.0°C

Medium parameters used: $f = 1860$ MHz; $\sigma = 1.485$ S/m; $\epsilon_r = 52.594$; $\rho = 1000$ kg/m³

DASY5 Configuration:

- Area Scan Setting: Find Secondary Maximum Within: 2.0 dB and with a peak SAR value greater than 0.0012W/kg
- Electronics: DAE4 Sn1468; Calibrated: 2018-08-22
- Probe: EX3DV4 - SN7314; ConvF(7.74, 7.74, 7.74); Calibrated: 2018-08-30;
- Sensor-Surface: 2.5mm (Mechanical Surface Detection)
- Phantom: ELI v6.0; Type: QDOVA003AA; Serial: TP:2005

Edge 3/QPSK RB 50/0_ch 18700/Area Scan (9x5x1): Measurement grid: dx=15mm, dy=15mm
 Maximum value of SAR (measured) = 0.837 W/kg

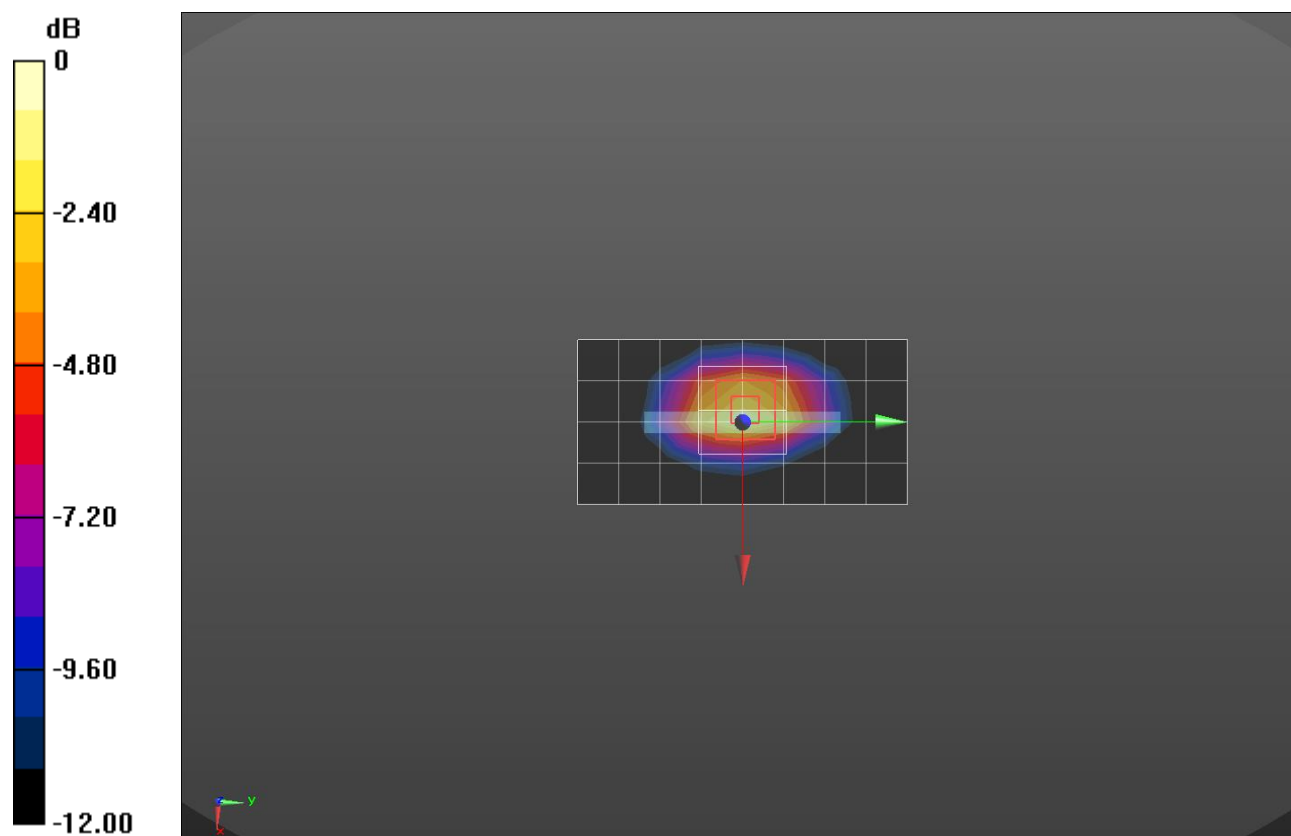
Edge 3/QPSK RB 50/0_ch 18700/Zoom Scan (5x5x7)/Cube 0: Measurement grid: dx=8mm, dy=8mm, dz=5mm

Reference Value = 26.24 V/m; Power Drift = -0.06 dB

Peak SAR (extrapolated) = 1.28 W/kg

SAR(1 g) = 0.755 W/kg; SAR(10 g) = 0.402 W/kg

Maximum value of SAR (measured) = 0.995 W/kg



0 dB = 0.995 W/kg = -0.02 dBW/kg

LTE Band 2_Phablet

Frequency: 1860 MHz; Duty Cycle: 1:1; Room Ambient Temperature: 23.0°C; Liquid Temperature: 22.0°C

Medium parameters used: $f = 1860$ MHz; $\sigma = 1.485$ S/m; $\epsilon_r = 52.594$; $\rho = 1000$ kg/m³

DASY5 Configuration:

- Area Scan Setting: Find Secondary Maximum Within: 2.0 dB and with a peak SAR value greater than 0.0012W/kg
- Electronics: DAE4 Sn1468; Calibrated: 2018-08-22
- Probe: EX3DV4 - SN7314; ConvF(7.74, 7.74, 7.74); Calibrated: 2018-08-30;
- Sensor-Surface: 2.5mm (Mechanical Surface Detection)
- Phantom: ELI v6.0; Type: QDOVA003AA; Serial: TP:2005

Rear/QPSK RB 50/0_ch 18700 0mm/Area Scan (7x14x1): Measurement grid: dx=15mm, dy=15mm
 Maximum value of SAR (measured) = 5.28 W/kg


Rear/QPSK RB 50/0_ch 18700 0mm/Zoom Scan (5x5x7)/Cube 0: Measurement grid: dx=8mm, dy=8mm, dz=5mm

Reference Value = 60.21 V/m; Power Drift = 0.17 dB

Peak SAR (extrapolated) = 7.49 W/kg

SAR(1 g) = 3.75 W/kg; SAR(10 g) = 1.68 W/kg

Maximum value of SAR (measured) = 5.27 W/kg



0 dB = 5.27 W/kg = 7.22 dBW/kg

LTE Band 4

Frequency: 1732.5 MHz; Duty Cycle: 1:1; Room Ambient Temperature: 23.0°C; Liquid Temperature: 22.0°C
 Medium parameters used (interpolated): $f = 1732.5$ MHz; $\sigma = 1.301$ S/m; $\epsilon_r = 39.978$; $\rho = 1000$ kg/m³

DASY5 Configuration:

- Area Scan Setting: Find Secondary Maximum Within: 2.0 dB and with a peak SAR value greater than 0.0012W/kg
- Electronics: DAE4 Sn1259; Calibrated: 7/26/2018
- Probe: EX3DV4 - SN3991; ConvF(8.81, 8.81, 8.81); Calibrated: 5/24/2018;
- Sensor-Surface: 2.5mm (Mechanical Surface Detection)
- Phantom: Twin-SAM V5.0 (30deg probe tilt)_20181018; Type: QD 000 P40 CD; Serial: 1829

LHS/Touch_QPSK 1/0_ch.20175/Area Scan (8x13x1): Measurement grid: dx=15mm, dy=15mm
 Maximum value of SAR (measured) = 0.281 W/kg

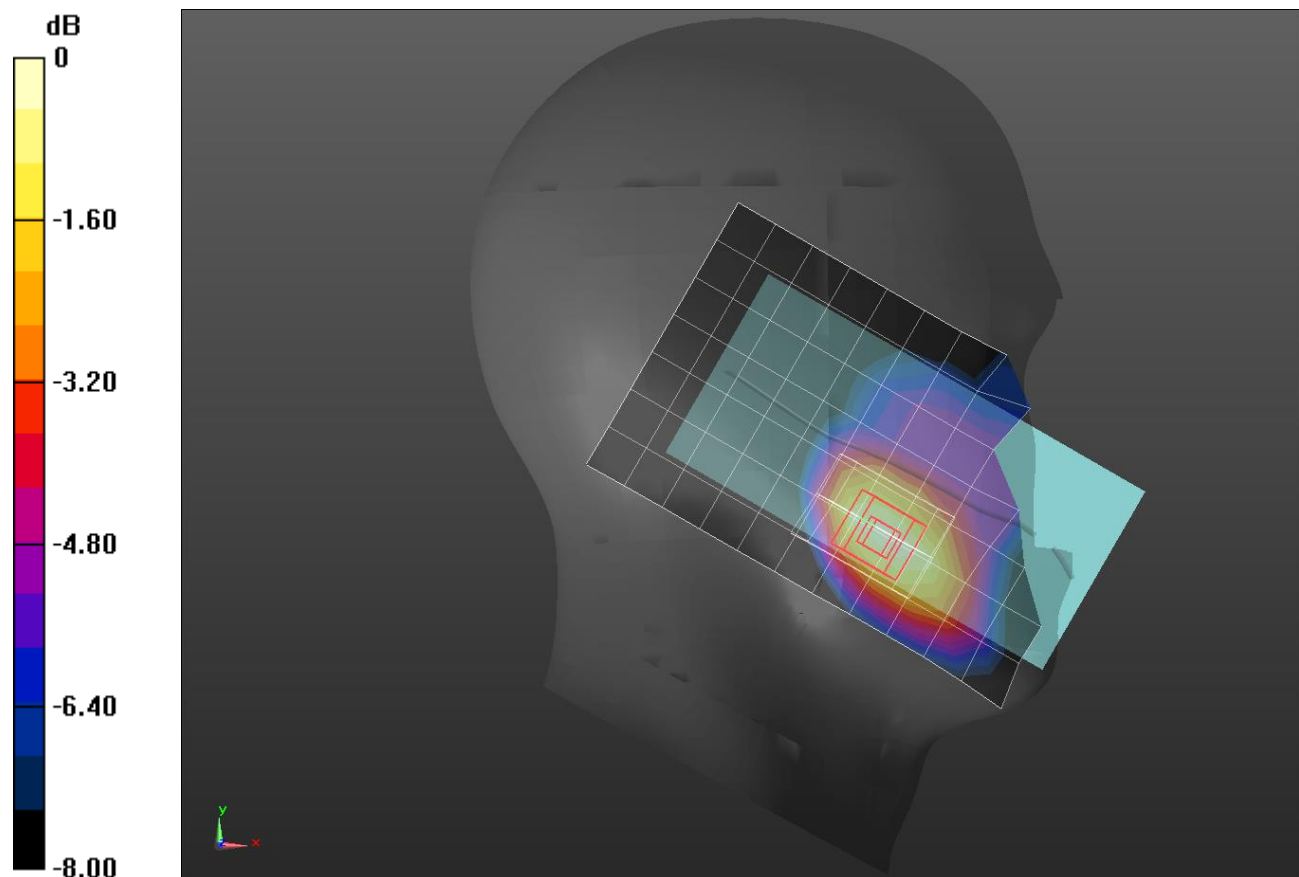
LHS/Touch_QPSK 1/0_ch.20175/Zoom Scan (5x6x7)/Cube 0: Measurement grid: dx=8mm, dy=8mm, dz=5mm

Reference Value = 14.47 V/m; Power Drift = 0.09 dB

Peak SAR (extrapolated) = 0.356 W/kg

SAR(1 g) = 0.227 W/kg; SAR(10 g) = 0.142 W/kg

Maximum value of SAR (measured) = 0.272 W/kg



0 dB = 0.272 W/kg = -5.65 dBW/kg

LTE Band 4

Frequency: 1732.5 MHz; Duty Cycle: 1:1; Room Ambient Temperature: 23.0°C; Liquid Temperature: 22.0°C
 Medium parameters used (interpolated): $f = 1732.5$ MHz; $\sigma = 1.457$ S/m; $\epsilon_r = 54.812$; $\rho = 1000$ kg/m³

DASY5 Configuration:

- Area Scan Setting: Find Secondary Maximum Within: 2.0 dB and with a peak SAR value greater than 0.0012W/kg
- Electronics: DAE4 Sn1259; Calibrated: 7/26/2018
- Probe: EX3DV4 - SN3991; ConvF(8.35, 8.35, 8.35); Calibrated: 5/24/2018;
- Sensor-Surface: 2.5mm (Mechanical Surface Detection)
- Phantom: ELI V5.0 (20deg probe tilt)_20181018; Type: QD OVA 001 BB; Serial: 1212

Rear/QPSK 1/0 Ch 20175 15 mm/Area Scan (7x14x1): Measurement grid: dx=15mm, dy=15mm
 Maximum value of SAR (measured) = 0.765 W/kg


Rear/QPSK 1/0 Ch 20175 15 mm/Zoom Scan (5x5x7)/Cube 0: Measurement grid: dx=8mm, dy=8mm, dz=5mm

Reference Value = 23.11 V/m; Power Drift = 0.01 dB

Peak SAR (extrapolated) = 0.965 W/kg

SAR(1 g) = 0.610 W/kg; SAR(10 g) = 0.371 W/kg

Maximum value of SAR (measured) = 0.762 W/kg



0 dB = 0.762 W/kg = -1.18 dBW/kg

LTE Band 4

Frequency: 1732.5 MHz; Duty Cycle: 1:1; Room Ambient Temperature: 23.0°C; Liquid Temperature: 22.0°C

Medium parameters used (interpolated): $f = 1732.5$ MHz; $\sigma = 1.457$ S/m; $\epsilon_r = 54.812$; $\rho = 1000$ kg/m³

DASY5 Configuration:

- Area Scan Setting: Find Secondary Maximum Within: 2.0 dB and with a peak SAR value greater than 0.0012W/kg
- Electronics: DAE4 Sn1259; Calibrated: 7/26/2018
- Probe: EX3DV4 - SN3991; ConvF(8.35, 8.35, 8.35); Calibrated: 5/24/2018;
- Sensor-Surface: 2.5mm (Mechanical Surface Detection)
- Phantom: ELI V5.0 (20deg probe tilt)_20181018; Type: QD OVA 001 BB; Serial: 1212

Edge 3/QPSK 1/0 ch 20175/Area Scan (9x5x1): Measurement grid: dx=15mm, dy=15mm

Maximum value of SAR (measured) = 0.789 W/kg

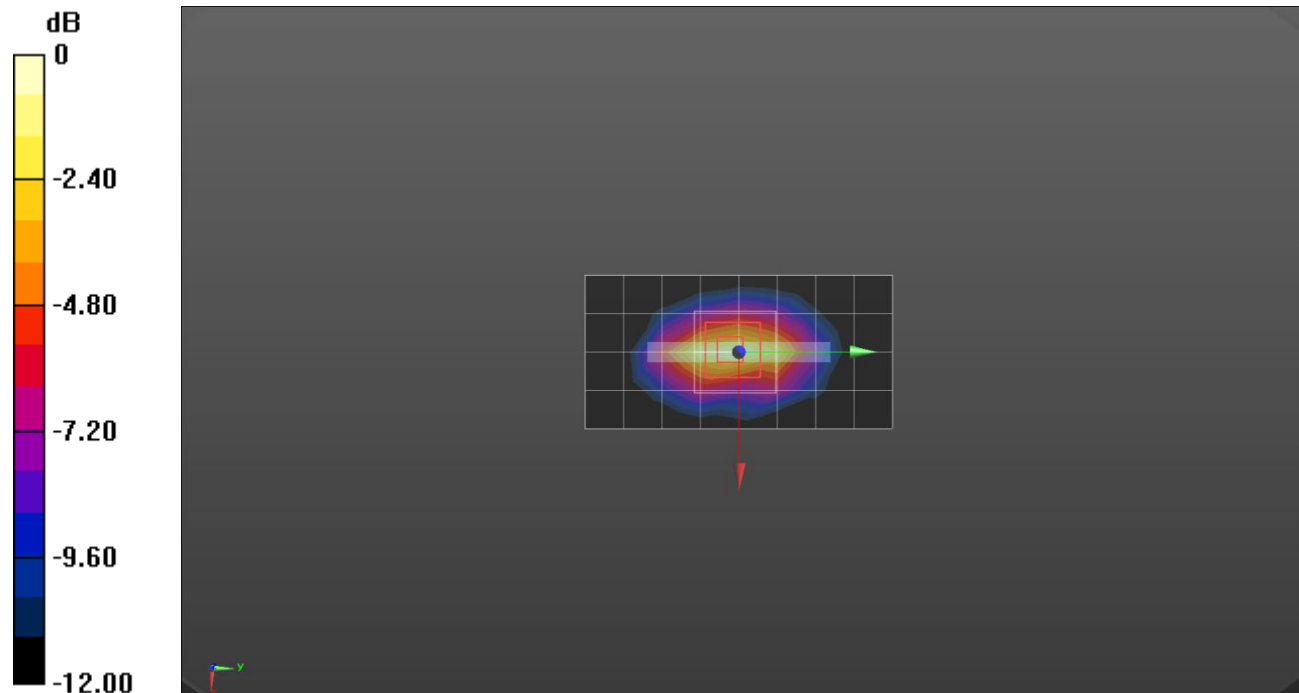
Edge 3/QPSK 1/0 ch 20175/Zoom Scan (5x5x7)/Cube 0: Measurement grid: dx=8mm, dy=8mm, dz=5mm

Reference Value = 25.10 V/m; Power Drift = -0.17 dB

Peak SAR (extrapolated) = 1.37 W/kg

SAR(1 g) = 0.648 W/kg; SAR(10 g) = 0.333 W/kg

Maximum value of SAR (measured) = 0.877 W/kg



0 dB = 0.877 W/kg = -0.57 dBW/kg

LTE Band 4

Frequency: 1732.5 MHz; Duty Cycle: 1:1; Room Ambient Temperature: 23.0°C; Liquid Temperature: 22.0°C
 Medium parameters used (interpolated): $f = 1732.5$ MHz; $\sigma = 1.457$ S/m; $\epsilon_r = 54.812$; $\rho = 1000$ kg/m³

DASY5 Configuration:

- Area Scan Setting: Find Secondary Maximum Within: 2.0 dB and with a peak SAR value greater than 0.0012W/kg
- Electronics: DAE4 Sn1259; Calibrated: 7/26/2018
- Probe: EX3DV4 - SN3991; ConvF(8.35, 8.35, 8.35); Calibrated: 5/24/2018;
- Sensor-Surface: 2.5mm (Mechanical Surface Detection)
- Phantom: ELI V5.0 (20deg probe tilt)_20181018; Type: QD OVA 001 BB; Serial: 1212

Edge 3/QPSK 1/0 ch 20175 0 mm/Area Scan (9x5x1): Measurement grid: dx=15mm, dy=15mm
 Maximum value of SAR (measured) = 7.72 W/kg


Edge 3/QPSK 1/0 ch 20175 0 mm/Zoom Scan (5x5x7)/Cube 0: Measurement grid: dx=8mm, dy=8mm, dz=5mm

Reference Value = 75.67 V/m; Power Drift = -0.09 dB

Peak SAR (extrapolated) = 11.0 W/kg

SAR(1 g) = 5.26 W/kg; SAR(10 g) = 2.27 W/kg

Maximum value of SAR (measured) = 7.67 W/kg



0 dB = 7.67 W/kg = 8.85 dBW/kg

LTE Band 5

Frequency: 836.5 MHz; Duty Cycle: 1:1; Room Ambient Temperature: 23.0°C; Liquid Temperature: 22.0°C
 Medium parameters used (interpolated): $f = 836.5$ MHz; $\sigma = 0.929$ S/m; $\epsilon_r = 40.482$; $\rho = 1000$ kg/m³

DASY5 Configuration:

- Area Scan Setting: Find Secondary Maximum Within: 2.0 dB and with a peak SAR value greater than 0.0012W/kg
- Averaged Fast SAR: Polynomial fit
- Electronics: DAE4 Sn1468; Calibrated: 2018-08-22
- Probe: EX3DV4 - SN7314; ConvF(9.47, 9.47, 9.47); Calibrated: 2018-08-30;
- Sensor-Surface: 2.5mm (Mechanical Surface Detection)
- Phantom: SAM Phantom CRP v5.0(Right); Type: QD000P40CD; Serial: TP:1855

RHS/Touch_QPSK RB 1/0 ch 20525/Area Scan (7x14x1): Measurement grid: dx=15mm, dy=15mm
 Maximum value of SAR (measured) = 0.272 W/kg


RHS/Touch_QPSK RB 1/0 ch 20525/Zoom Scan (5x5x7)/Cube 0: Measurement grid: dx=8mm, dy=8mm, dz=5mm

Reference Value = 17.68 V/m; Power Drift = 0.03 dB

Peak SAR (extrapolated) = 0.303 W/kg

SAR(1 g) = 0.245 W/kg; SAR(10 g) = 0.191 W/kg

Maximum value of SAR (measured) = 0.271 W/kg



0 dB = 0.271 W/kg = -5.67 dBW/kg

LTE Band 5

Frequency: 836.5 MHz; Duty Cycle: 1:1; Room Ambient Temperature: 23.0°C; Liquid Temperature: 22.0°C
 Medium parameters used (interpolated): $f = 836.5$ MHz; $\sigma = 1.002$ S/m; $\epsilon_r = 52.99$; $\rho = 1000$ kg/m³

DASY5 Configuration:

- Area Scan Setting: Find Secondary Maximum Within: 2.0 dB and with a peak SAR value greater than 0.0012W/kg
- Electronics: DAE4 Sn1468; Calibrated: 2018-08-22
- Probe: EX3DV4 - SN7314; ConvF(9.85, 9.85, 9.85); Calibrated: 2018-08-30;
- Sensor-Surface: 2.5mm (Mechanical Surface Detection)
- Phantom: ELI v6.0; Type: QDOVA003AA; Serial: TP:2005

Rear/QPSK RB 1/0 Ch 20525 15 mm/Area Scan (8x14x1): Measurement grid: dx=15mm, dy=15mm
 Maximum value of SAR (measured) = 0.443 W/kg

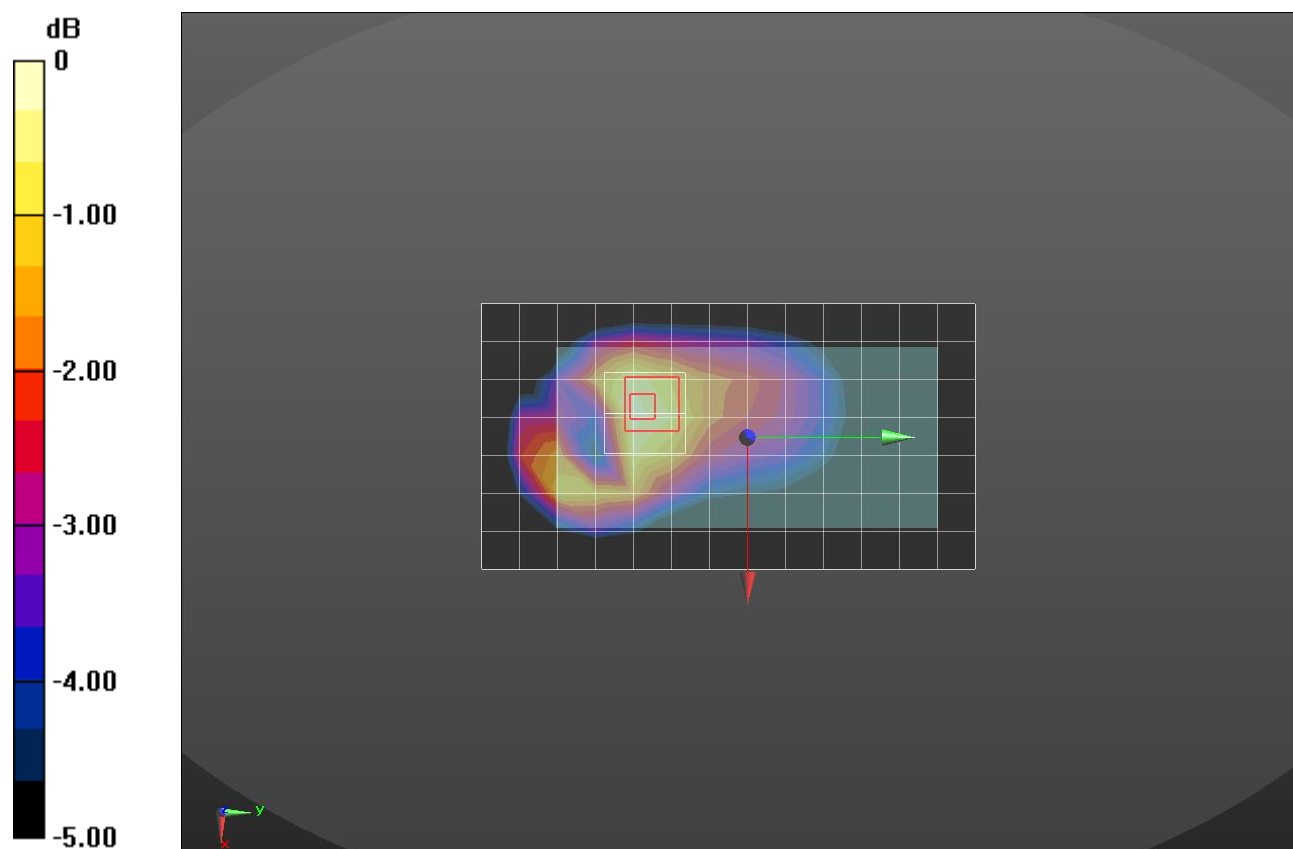
Rear/QPSK RB 1/0 Ch 20525 15 mm/Zoom Scan (5x5x7)/Cube 0: Measurement grid: dx=8mm, dy=8mm, dz=5mm

Reference Value = 21.28 V/m; Power Drift = 0.03 dB

Peak SAR (extrapolated) = 0.523 W/kg

SAR(1 g) = 0.396 W/kg; SAR(10 g) = 0.285 W/kg

Maximum value of SAR (measured) = 0.453 W/kg



0 dB = 0.453 W/kg = -3.44 dBW/kg

LTE Band 5

Frequency: 836.5 MHz; Duty Cycle: 1:1; Room Ambient Temperature: 23.0°C; Liquid Temperature: 22.0°C

Medium parameters used (interpolated): $f = 836.5$ MHz; $\sigma = 1.002$ S/m; $\epsilon_r = 52.99$; $\rho = 1000$ kg/m³

DASY5 Configuration:

- Area Scan Setting: Find Secondary Maximum Within: 2.0 dB and with a peak SAR value greater than 0.0012W/kg
- Electronics: DAE4 Sn1468; Calibrated: 2018-08-22
- Probe: EX3DV4 - SN7314; ConvF(9.85, 9.85, 9.85); Calibrated: 2018-08-30;
- Sensor-Surface: 2.5mm (Mechanical Surface Detection)
- Phantom: ELI v6.0; Type: QDOVA003AA; Serial: TP:2005

Rear/QPSK RB 1/0 Ch 20525 10 mm/Area Scan (8x14x1): Measurement grid: dx=15mm, dy=15mm

Maximum value of SAR (measured) = 0.783 W/kg


Rear/QPSK RB 1/0 Ch 20525 10 mm/Zoom Scan (6x6x7)/Cube 0: Measurement grid: dx=8mm, dy=8mm, dz=5mm

Reference Value = 29.10 V/m; Power Drift = -0.04 dB

Peak SAR (extrapolated) = 1.19 W/kg

SAR(1 g) = 0.681 W/kg; SAR(10 g) = 0.384 W/kg

Maximum value of SAR (measured) = 0.872 W/kg



0 dB = 0.872 W/kg = -0.59 dBW/kg

LTE Band 7

Frequency: 2510 MHz; Duty Cycle: 1:1; Room Ambient Temperature: 23.0°C; Liquid Temperature: 22.0°C
 Medium parameters used: $f = 2510 \text{ MHz}$; $\sigma = 1.852 \text{ S/m}$; $\epsilon_r = 38.688$; $\rho = 1000 \text{ kg/m}^3$

DASY5 Configuration:

- Area Scan Setting: Find Secondary Maximum Within: 2.0 dB and with a peak SAR value greater than 0.0012W/kg
- Electronics: DAE4 Sn1494; Calibrated: 2018-07-23
- Probe: EX3DV4 - SN7330; ConvF(7.45, 7.45, 7.45); Calibrated: 2018-01-22;
- Sensor-Surface: 2.5mm (Mechanical Surface Detection)
- Phantom: SAM (20deg probe tilt) with CRP v5.0_Front; Type: QD000P40CD; Serial: TP:1877

RHS/Tilt_QPSK RB 1/0_ch 20850/Area Scan (10x16x1): Measurement grid: $dx=12\text{mm}$, $dy=12\text{mm}$
 Maximum value of SAR (measured) = 0.0794 W/kg


RHS/Tilt_QPSK RB 1/0_ch 20850/Zoom Scan (8x7x7)/Cube 0: Measurement grid: $dx=5\text{mm}$, $dy=5\text{mm}$, $dz=5\text{mm}$

Reference Value = 7.398 V/m; Power Drift = -0.07 dB

Peak SAR (extrapolated) = 0.152 W/kg

SAR(1 g) = 0.076 W/kg; SAR(10 g) = 0.036 W/kg

Maximum value of SAR (measured) = 0.104 W/kg



0 dB = 0.104 W/kg = -9.83 dBW/kg

LTE Band 7

Frequency: 2510 MHz; Duty Cycle: 1:1; Room Ambient Temperature: 23.0°C; Liquid Temperature: 22.0°C
 Medium parameters used: $f = 2510 \text{ MHz}$; $\sigma = 2.088 \text{ S/m}$; $\epsilon_r = 51.676$; $\rho = 1000 \text{ kg/m}^3$

DASY5 Configuration:

- Area Scan Setting: Find Secondary Maximum Within: 2.0 dB and with a peak SAR value greater than 0.0012W/kg
- Electronics: DAE4 Sn1494; Calibrated: 2018-07-23
- Probe: EX3DV4 - SN7330; ConvF(7.39, 7.39, 7.39); Calibrated: 2018-01-22;
- Sensor-Surface: 2.5mm (Mechanical Surface Detection)
- Phantom: ELI V6.0 (20deg); Type: QD OVA 003 AA; Serial: 2013

Rear/QPSK RB 1/0 ch 20850 15mm/Area Scan (9x16x1): Measurement grid: dx=12mm, dy=12mm
 Maximum value of SAR (measured) = 0.747 W/kg

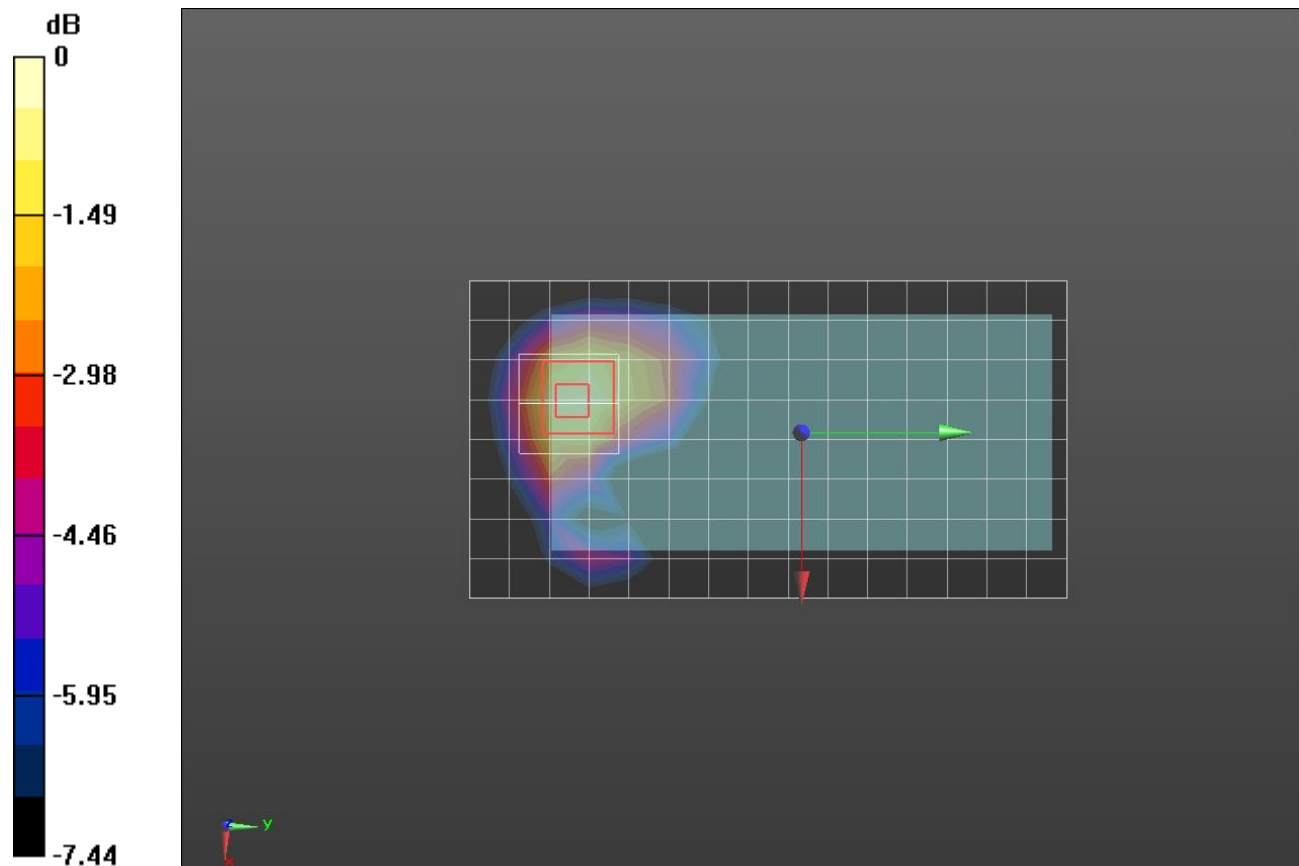
Rear/QPSK RB 1/0 ch 20850 15mm/Zoom Scan (7x7x7)/Cube 0: Measurement grid: dx=5mm, dy=5mm, dz=5mm

Reference Value = 19.16 V/m; Power Drift = 0.06 dB

Peak SAR (extrapolated) = 1.14 W/kg

SAR(1 g) = 0.608 W/kg; SAR(10 g) = 0.332 W/kg

Maximum value of SAR (measured) = 0.806 W/kg



0 dB = 0.806 W/kg = -0.94 dBW/kg

LTE Band 7 hotspot

Frequency: 2510 MHz; Duty Cycle: 1:1; Room Ambient Temperature: 23.0°C; Liquid Temperature: 22.0°C
 Medium parameters used: $f = 2510 \text{ MHz}$; $\sigma = 2.063 \text{ S/m}$; $\epsilon_r = 52.686$; $\rho = 1000 \text{ kg/m}^3$

DASY5 Configuration:

- Area Scan Setting: Find Secondary Maximum Within: 2.0 dB and with a peak SAR value greater than 0.0012W/kg
- Electronics: DAE4 Sn1494; Calibrated: 2018-07-23
- Probe: EX3DV4 - SN7330; ConvF(7.39, 7.39, 7.39); Calibrated: 2018-01-22;
- Sensor-Surface: 2.5mm (Mechanical Surface Detection)
- Phantom: ELI V6.0 (20deg); Type: QD OVA 003 AA; Serial: 2013

Edge 3/QPSK RB 1/99 ch 20850/Area Scan (11x6x1): Measurement grid: dx=12mm, dy=12mm
 Maximum value of SAR (measured) = 0.380 W/kg

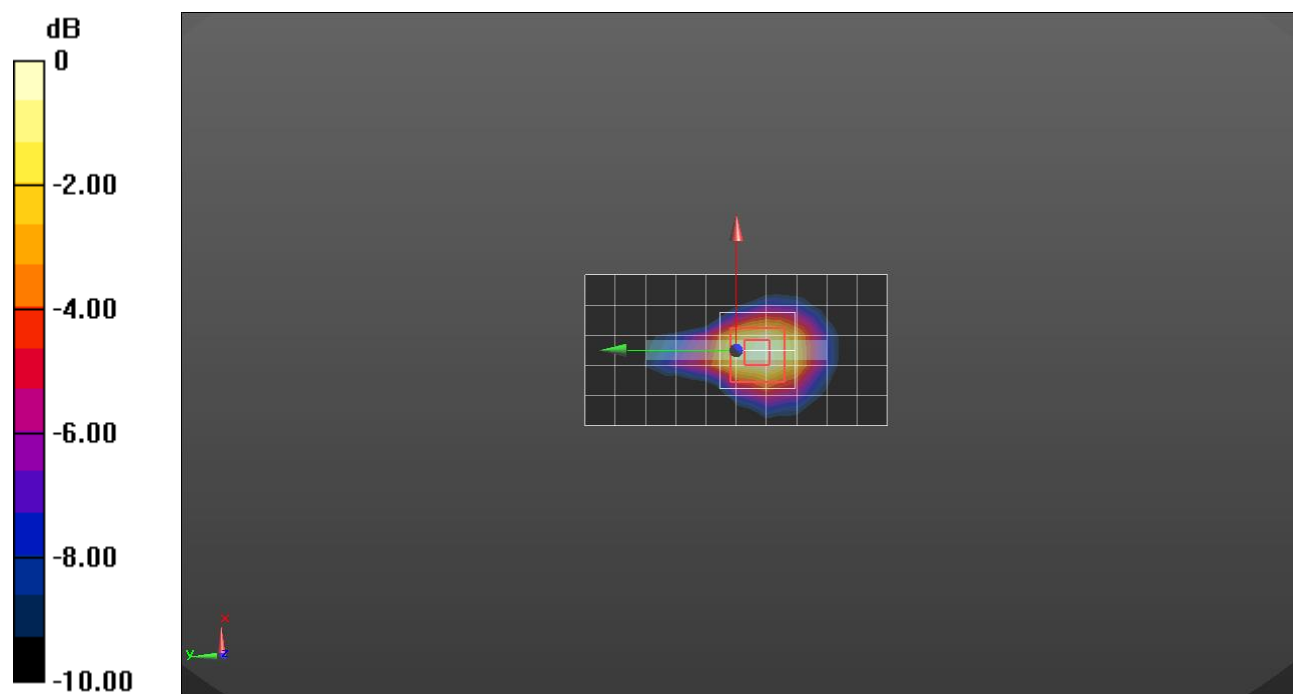
Edge 3/QPSK RB 1/99 ch 20850/Zoom Scan (7x7x7)/Cube 0: Measurement grid: dx=5mm, dy=5mm, dz=5mm

Reference Value = 15.67 V/m; Power Drift = 0.04 dB

Peak SAR (extrapolated) = 0.679 W/kg

SAR(1 g) = 0.351 W/kg; SAR(10 g) = 0.169 W/kg

Maximum value of SAR (measured) = 0.482 W/kg



0 dB = 0.380 W/kg = -4.20 dBW/kg

LTE Band 12

Frequency: 707.5 MHz; Duty Cycle: 1:1; Room Ambient Temperature: 23.0°C; Liquid Temperature: 22.0°C

Medium parameters used (interpolated): $f = 707.5$ MHz; $\sigma = 0.859$ S/m; $\epsilon_r = 43.944$; $\rho = 1000$ kg/m³

DASY5 Configuration:

- Area Scan Setting: Find Secondary Maximum Within: 2.0 dB and with a peak SAR value greater than 0.0012W/kg
- Electronics: DAE4 Sn1468; Calibrated: 2018-08-22
- Probe: EX3DV4 - SN7314; ConvF(9.86, 9.86, 9.86); Calibrated: 2018-08-30;
- Sensor-Surface: 2.5mm (Mechanical Surface Detection)
- Phantom: SAM Phantom CRP v5.0(Middle); Type: QD000P40CD; Serial: TP:1854

RHS/Touch_QPSK RB 1/0 ch 23095/Area Scan (7x13x1): Measurement grid: dx=15mm, dy=15mm

Maximum value of SAR (measured) = 0.121 W/kg


RHS/Touch_QPSK RB 1/0 ch 23095/Zoom Scan (5x5x7)/Cube 0: Measurement grid: dx=8mm, dy=8mm, dz=5mm

Reference Value = 12.15 V/m; Power Drift = 0.06 dB

Peak SAR (extrapolated) = 0.133 W/kg

SAR(1 g) = 0.111 W/kg; SAR(10 g) = 0.088 W/kg

Maximum value of SAR (measured) = 0.123 W/kg



0 dB = 0.121 W/kg = -9.17 dBW/kg

LTE Band 12

Frequency: 707.5 MHz; Duty Cycle: 1:1; Room Ambient Temperature: 23.0°C; Liquid Temperature: 22.0°C

Medium parameters used (interpolated): $f = 707.5$ MHz; $\sigma = 0.935$ S/m; $\epsilon_r = 57.56$; $\rho = 1000$ kg/m³

DASY5 Configuration:

- Area Scan Setting: Find Secondary Maximum Within: 2.0 dB and with a peak SAR value greater than 0.0012W/kg
- Electronics: DAE4 Sn1468; Calibrated: 2018-08-22
- Probe: EX3DV4 - SN7314; ConvF(10.05, 10.05, 10.05); Calibrated: 2018-08-30;
- Sensor-Surface: 2.5mm (Mechanical Surface Detection)
- Phantom: ELI v6.0; Type: QDOVA003AA; Serial: TP:2005

Rear/QPSK RB 1/0 ch 23095 15mm/Area Scan (7x14x1): Measurement grid: dx=15mm, dy=15mm

Maximum value of SAR (measured) = 0.228 W/kg

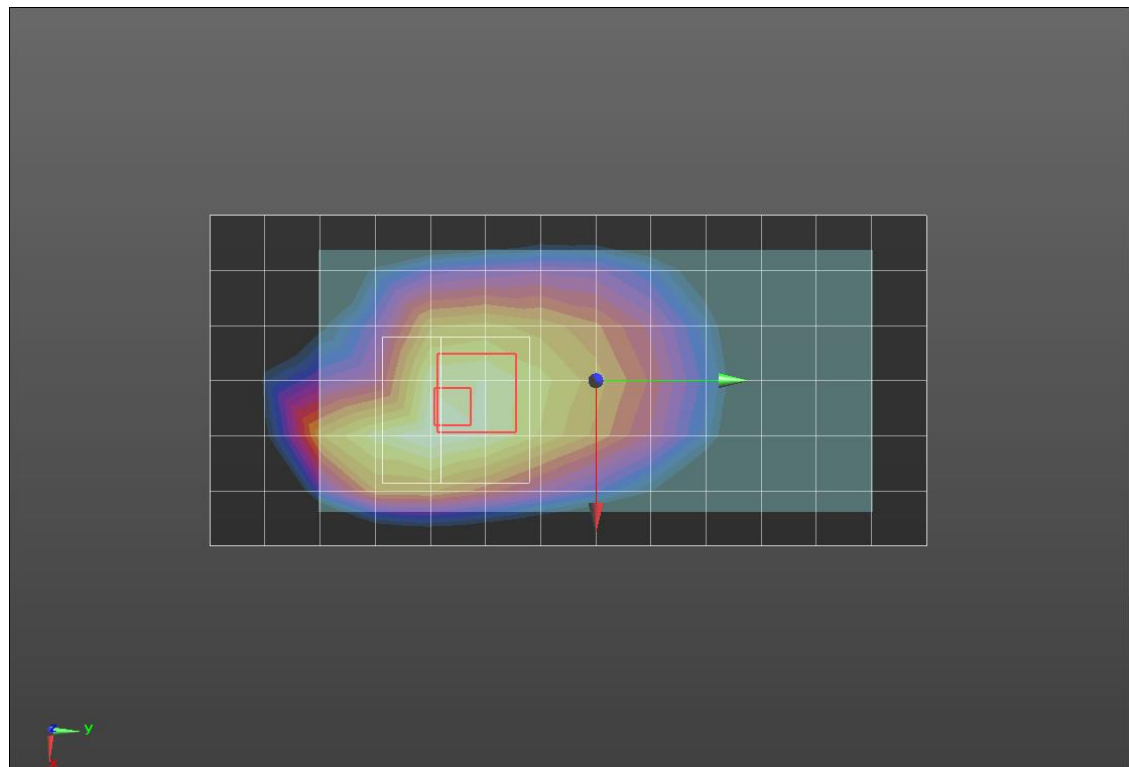
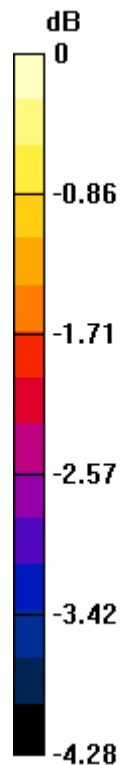
Rear/QPSK RB 1/0 ch 23095 15mm/Zoom Scan (6x6x7)/Cube 0: Measurement grid: dx=8mm, dy=8mm, dz=5mm

Reference Value = 15.92 V/m; Power Drift = 0.00 dB

Peak SAR (extrapolated) = 0.262 W/kg

SAR(1 g) = 0.198 W/kg; SAR(10 g) = 0.148 W/kg

Maximum value of SAR (measured) = 0.226 W/kg



0 dB = 0.226 W/kg = -6.46 dBW/kg

LTE Band 12

Frequency: 707.5 MHz; Duty Cycle: 1:1; Room Ambient Temperature: 23.0°C; Liquid Temperature: 22.0°C
 Medium parameters used (interpolated): $f = 707.5$ MHz; $\sigma = 0.927$ S/m; $\epsilon_r = 56.5$; $\rho = 1000$ kg/m³

DASY5 Configuration:

- Area Scan Setting: Find Secondary Maximum Within: 2.0 dB and with a peak SAR value greater than 0.0012W/kg
- Electronics: DAE4 Sn1447; Calibrated: 2018-03-15
- Probe: EX3DV4 - SN7313; ConvF(9.82, 9.82, 9.82); Calibrated: 2018-02-20;
- Sensor-Surface: 2.5mm (Mechanical Surface Detection)
- Phantom: ELI v6.0; Type: QDOVA003AA; Serial: TP:2005

Rear/QPSK RB 1/0 ch 23095 10mm/Area Scan (7x14x1): Measurement grid: dx=15mm, dy=15mm
 Maximum value of SAR (measured) = 0.342 W/kg


Rear/QPSK RB 1/0 ch 23095 10mm/Zoom Scan (5x5x7)/Cube 0: Measurement grid: dx=8mm, dy=8mm, dz=5mm

Reference Value = 19.20 V/m; Power Drift = -0.10 dB

Peak SAR (extrapolated) = 0.464 W/kg

SAR(1 g) = 0.272 W/kg; SAR(10 g) = 0.169 W/kg

Maximum value of SAR (measured) = 0.334 W/kg



0 dB = 0.334 W/kg = -4.76 dBW/kg

LTE Band 13


Frequency: 782 MHz; Duty Cycle: 1:1; Room Ambient Temperature: 23.0°C; Liquid Temperature: 22.0°C
 Medium parameters used (interpolated): $f = 782 \text{ MHz}$; $\sigma = 0.926 \text{ S/m}$; $\epsilon_r = 42.973$; $\rho = 1000 \text{ kg/m}^3$

DASY5 Configuration:

- Area Scan Setting: Find Secondary Maximum Within: 2.0 dB and with a peak SAR value greater than 0.0012W/kg
- Electronics: DAE4 Sn1468; Calibrated: 2018-08-22
- Probe: EX3DV4 - SN7314; ConvF(9.86, 9.86, 9.86); Calibrated: 2018-08-30;
- Sensor-Surface: 2.5mm (Mechanical Surface Detection)
- Phantom: SAM Phantom CRP v5.0(Middle); Type: QD000P40CD; Serial: TP:1854

RHS/Touch_QPSK RB 1/0 ch 23230/Area Scan (7x13x1): Measurement grid: dx=15mm, dy=15mm
 Maximum value of SAR (measured) = 0.199 W/kg

RHS/Touch_QPSK RB 1/0 ch 23230/Zoom Scan (5x5x7)/Cube 0: Measurement grid: dx=8mm, dy=8mm, dz=5mm
 Reference Value = 15.01 V/m; Power Drift = 0.06 dB
 Peak SAR (extrapolated) = 0.224 W/kg
SAR(1 g) = 0.181 W/kg; SAR(10 g) = 0.139 W/kg
 Maximum value of SAR (measured) = 0.202 W/kg



0 dB = 0.202 W/kg = -6.95 dBW/kg

LTE Band 13

Frequency: 782 MHz; Duty Cycle: 1:1; Room Ambient Temperature: 23.0°C; Liquid Temperature: 22.0°C
 Medium parameters used (interpolated): $f = 782 \text{ MHz}$; $\sigma = 0.995 \text{ S/m}$; $\epsilon_r = 55.665$; $\rho = 1000 \text{ kg/m}^3$

DASY5 Configuration:

- Area Scan Setting: Find Secondary Maximum Within: 2.0 dB and with a peak SAR value greater than 0.0012W/kg
- Electronics: DAE4 Sn1468; Calibrated: 2018-08-22
- Probe: EX3DV4 - SN7314; ConvF(10.05, 10.05, 10.05); Calibrated: 2018-08-30;
- Sensor-Surface: 2.5mm (Mechanical Surface Detection)
- Phantom: ELI v6.0; Type: QDOVA003AA; Serial: TP:2005


Rear/QPSK RB 1/0 ch 23230 15mm/Area Scan (8x14x1): Measurement grid: dx=15mm, dy=15mm
 Maximum value of SAR (measured) = 0.299 W/kg

Rear/QPSK RB 1/0 ch 23230 15mm/Zoom Scan (6x6x7)/Cube 0: Measurement grid: dx=8mm, dy=8mm, dz=5mm

Reference Value = 17.87 V/m; Power Drift = -0.03 dB

Peak SAR (extrapolated) = 0.340 W/kg

SAR(1 g) = 0.265 W/kg; SAR(10 g) = 0.202 W/kg



0 dB = 0.299 W/kg = -5.24 dBW/kg

LTE Band 13

Frequency: 782 MHz; Duty Cycle: 1:1; Room Ambient Temperature: 23.0°C; Liquid Temperature: 22.0°C
 Medium parameters used (interpolated): $f = 782 \text{ MHz}$; $\sigma = 0.995 \text{ S/m}$; $\epsilon_r = 55.665$; $\rho = 1000 \text{ kg/m}^3$

DASY5 Configuration:

- Area Scan Setting: Find Secondary Maximum Within: 2.0 dB and with a peak SAR value greater than 0.0012W/kg
- Electronics: DAE4 Sn1468; Calibrated: 2018-08-22
- Probe: EX3DV4 - SN7314; ConvF(10.05, 10.05, 10.05); Calibrated: 2018-08-30;
- Sensor-Surface: 2.5mm (Mechanical Surface Detection)
- Phantom: ELI v6.0; Type: QDOVA003AA; Serial: TP:2005

Rear/QPSK RB 1/0 ch 23230 10mm/Area Scan (8x14x1): Measurement grid: $dx=15\text{mm}$, $dy=15\text{mm}$
 Maximum value of SAR (measured) = 0.451 W/kg

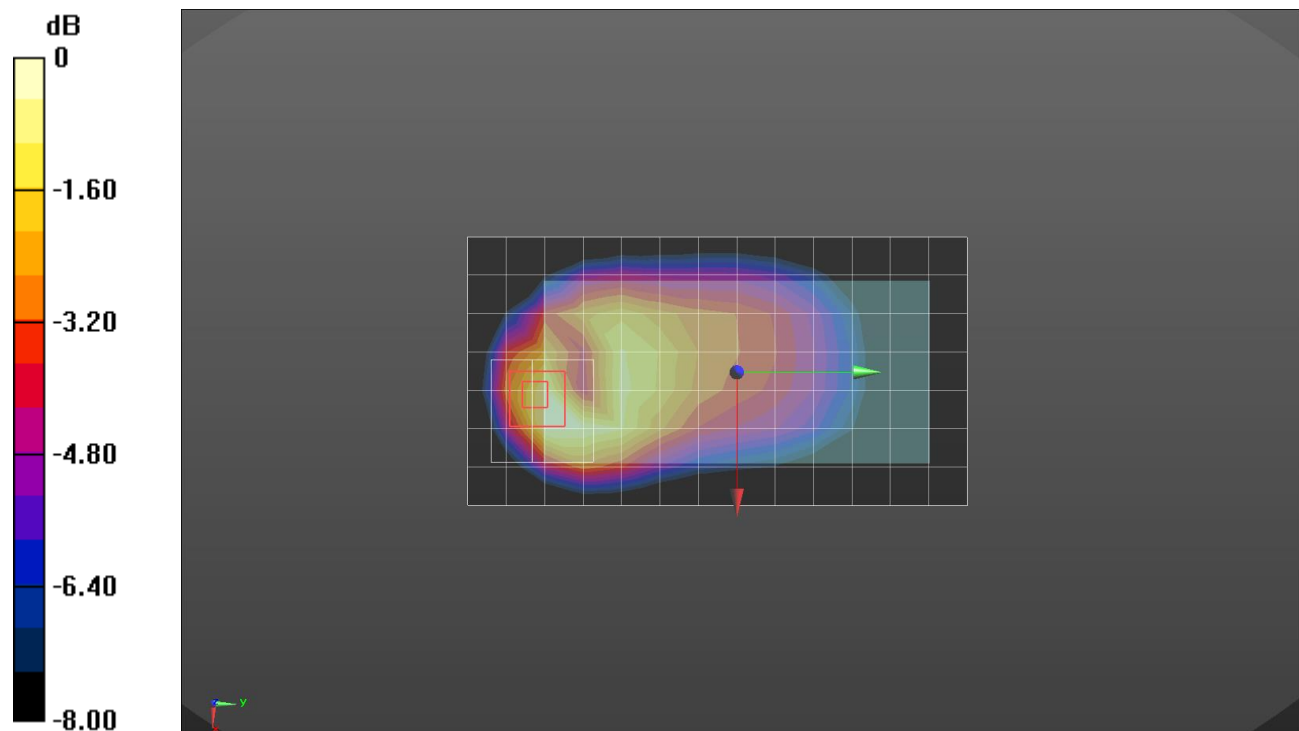
Rear/QPSK RB 1/0 ch 23230 10mm/Zoom Scan (6x6x7)/Cube 0: Measurement grid: $dx=8\text{mm}$,
 $dy=8\text{mm}$, $dz=5\text{mm}$

Reference Value = 22.53 V/m; Power Drift = 0.04 dB

Peak SAR (extrapolated) = 0.691 W/kg

SAR(1 g) = 0.394 W/kg; SAR(10 g) = 0.223 W/kg

Maximum value of SAR (measured) = 0.502 W/kg



0 dB = 0.502 W/kg = -2.99 dBW/kg

LTE Band 17

Frequency: 710 MHz; Duty Cycle: 1:1; Room Ambient Temperature: 23.0°C; Liquid Temperature: 22.0°C
 Medium parameters used: $f = 710 \text{ MHz}$; $\sigma = 0.861 \text{ S/m}$; $\epsilon_r = 43.911$; $\rho = 1000 \text{ kg/m}^3$

DASY5 Configuration:

- Area Scan Setting: Find Secondary Maximum Within: 2.0 dB and with a peak SAR value greater than 0.0012W/kg
- Electronics: DAE4 Sn1468; Calibrated: 2018-08-22
- Probe: EX3DV4 - SN7314; ConvF(9.86, 9.86, 9.86); Calibrated: 2018-08-30;
- Sensor-Surface: 2.5mm (Mechanical Surface Detection)
- Phantom: SAM Phantom CRP v5.0(Middle); Type: QD000P40CD; Serial: TP:1854

RHS/Touch_QPSK RB 1/0 ch 23790/Area Scan (7x13x1): Measurement grid: dx=15mm, dy=15mm
 Maximum value of SAR (measured) = 0.130 W/kg


RHS/Touch_QPSK RB 1/0 ch 23790/Zoom Scan (5x5x7)/Cube 0: Measurement grid: dx=8mm, dy=8mm, dz=5mm

Reference Value = 12.65 V/m; Power Drift = 0.04 dB

Peak SAR (extrapolated) = 0.145 W/kg

SAR(1 g) = 0.121 W/kg; SAR(10 g) = 0.096 W/kg

Maximum value of SAR (measured) = 0.133 W/kg



0 dB = 0.133 W/kg = -8.76 dBW/kg

LTE Band 17

Frequency: 710 MHz; Duty Cycle: 1:1; Room Ambient Temperature: 23.0°C; Liquid Temperature: 22.0°C
 Medium parameters used: $f = 710 \text{ MHz}$; $\sigma = 0.927 \text{ S/m}$; $\epsilon_r = 56.328$; $\rho = 1000 \text{ kg/m}^3$

DASY5 Configuration:

- Area Scan Setting: Find Secondary Maximum Within: 2.0 dB and with a peak SAR value greater than 0.0012W/kg
- Electronics: DAE4 Sn1468; Calibrated: 2018-08-22
- Probe: EX3DV4 - SN7314; ConvF(10.05, 10.05, 10.05); Calibrated: 2018-08-30;
- Sensor-Surface: 2.5mm (Mechanical Surface Detection)
- Phantom: ELI v6.0; Type: QDOVA003AA; Serial: TP:2005

Rear/QPSK RB 1/0 ch 23790 15mm/Area Scan (8x14x1): Measurement grid: $dx=15\text{mm}$, $dy=15\text{mm}$
 Maximum value of SAR (measured) = 0.243 W/kg


Rear/QPSK RB 1/0 ch 23790 15mm/Zoom Scan (6x6x7)/Cube 0: Measurement grid: $dx=8\text{mm}$, $dy=8\text{mm}$, $dz=5\text{mm}$

Reference Value = 16.69 V/m; Power Drift = -0.01 dB

Peak SAR (extrapolated) = 0.289 W/kg

SAR(1 g) = 0.217 W/kg; SAR(10 g) = 0.160 W/kg

Maximum value of SAR (measured) = 0.250 W/kg



0 dB = 0.250 W/kg = -6.02 dBW/kg

LTE Band 17

Frequency: 710 MHz; Duty Cycle: 1:1; Room Ambient Temperature: 23.0°C; Liquid Temperature: 22.0°C

Medium parameters used: $f = 710 \text{ MHz}$; $\sigma = 0.929 \text{ S/m}$; $\epsilon_r = 56.482$; $\rho = 1000 \text{ kg/m}^3$

DASY5 Configuration:

- Area Scan Setting: Find Secondary Maximum Within: 2.0 dB and with a peak SAR value greater than 0.0012W/kg
- Electronics: DAE4 Sn1447; Calibrated: 2018-03-15
- Probe: EX3DV4 - SN7313; ConvF(9.82, 9.82, 9.82); Calibrated: 2018-02-20;
- Sensor-Surface: 2.5mm (Mechanical Surface Detection)
- Phantom: ELI v6.0; Type: QDOVA003AA; Serial: TP:2005

Rear/QPSK RB 1/0 ch 23790 10mm/Area Scan (8x14x1): Measurement grid: dx=15mm, dy=15mm
 Maximum value of SAR (measured) = 0.355 W/kg

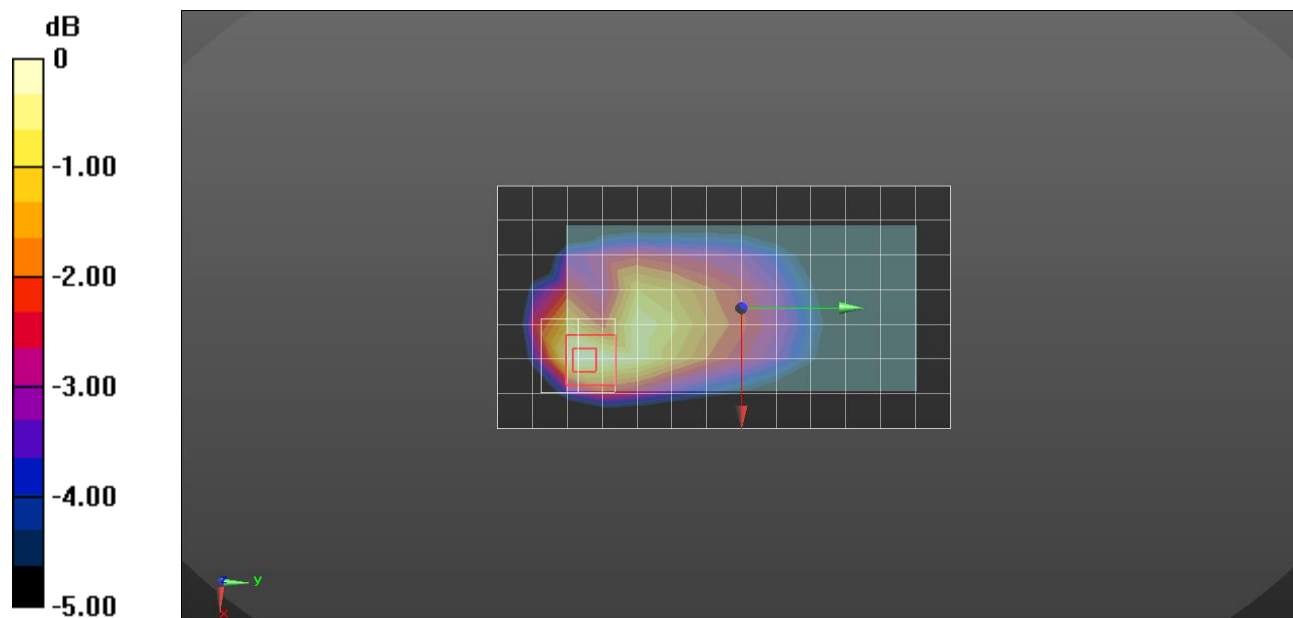
Rear/QPSK RB 1/0 ch 23790 10mm/Zoom Scan (5x5x7)/Cube 0: Measurement grid: dx=8mm, dy=8mm, dz=5mm

Reference Value = 19.98 V/m; Power Drift = -0.02 dB

Peak SAR (extrapolated) = 0.491 W/kg

SAR(1 g) = 0.287 W/kg; SAR(10 g) = 0.179 W/kg

Maximum value of SAR (measured) = 0.364 W/kg



0 dB = 0.364 W/kg = -4.39 dBW/kg

LTE Band 25

Frequency: 1882.5 MHz; Duty Cycle: 1:1; Room Ambient Temperature: 23.0°C; Liquid Temperature: 22.0°C
 Medium parameters used (interpolated): $f = 1882.5$ MHz; $\sigma = 1.436$ S/m; $\epsilon_r = 39.513$; $\rho = 1000$ kg/m³

DASY5 Configuration:

- Area Scan Setting: Find Secondary Maximum Within: 2.0 dB and with a peak SAR value greater than 0.0012W/kg
- Electronics: DAE4 Sn1259; Calibrated: 7/26/2018
- Probe: EX3DV4 - SN3991; ConvF(8.43, 8.43, 8.43); Calibrated: 5/24/2018;
- Sensor-Surface: 2.5mm (Mechanical Surface Detection)
- Phantom: Twin-SAM V5.0 (30deg probe tilt)_20181018; Type: QD 000 P40 CD; Serial: 1829

LHS/Touch_QPSK 1/0_ch.26365/Area Scan (8x13x1): Measurement grid: dx=15mm, dy=15mm
 Maximum value of SAR (measured) = 0.191 W/kg

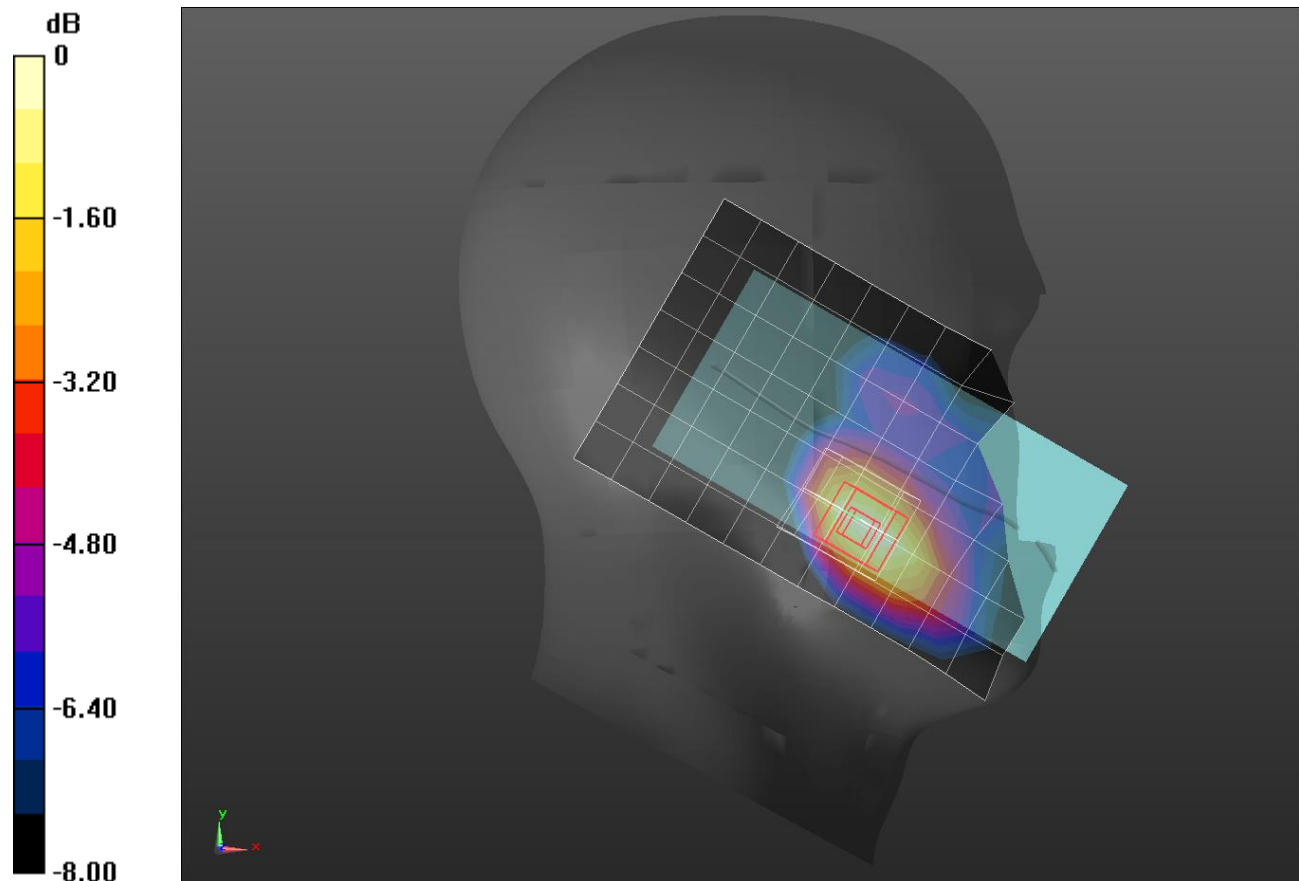
LHS/Touch_QPSK 1/0_ch.26365/Zoom Scan (5x5x7)/Cube 0: Measurement grid: dx=8mm, dy=8mm, dz=5mm

Reference Value = 11.16 V/m; Power Drift = 0.02 dB

Peak SAR (extrapolated) = 0.253 W/kg

SAR(1 g) = 0.149 W/kg; SAR(10 g) = 0.087 W/kg

Maximum value of SAR (measured) = 0.186 W/kg



0 dB = 0.186 W/kg = -7.30 dBW/kg

LTE Band 25

Frequency: 1882.5 MHz; Duty Cycle: 1:1; Room Ambient Temperature: 23.0°C; Liquid Temperature: 22.0°C
 Medium parameters used (interpolated): $f = 1882.5$ MHz; $\sigma = 1.56$ S/m; $\epsilon_r = 54.207$; $\rho = 1000$ kg/m³

DASY5 Configuration:

- Area Scan Setting: Find Secondary Maximum Within: 2.0 dB and with a peak SAR value greater than 0.0012W/kg
- Electronics: DAE4 Sn1259; Calibrated: 7/26/2018
- Probe: EX3DV4 - SN3991; ConvF(8.03, 8.03, 8.03); Calibrated: 5/24/2018;
- Sensor-Surface: 2.5mm (Mechanical Surface Detection)
- Phantom: ELI V5.0 (20deg probe tilt)_20181018; Type: QD OVA 001 BB; Serial: 1212

Rear/QPSK RB 1/0_ch 26365 15mm/Area Scan (7x14x1): Measurement grid: dx=15mm, dy=15mm
 Maximum value of SAR (measured) = 0.590 W/kg

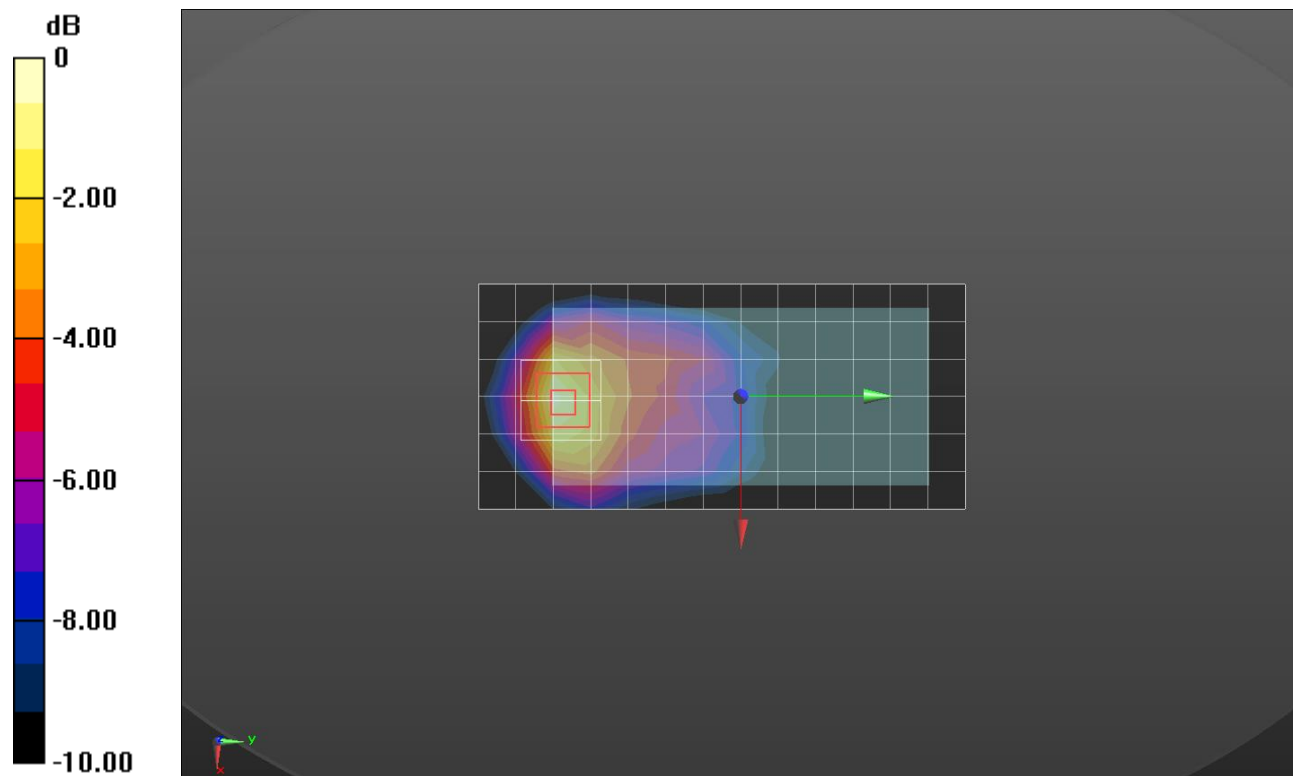
Rear/QPSK RB 1/0_ch 26365 15mm/Zoom Scan (5x5x7)/Cube 0: Measurement grid: dx=8mm, dy=8mm, dz=5mm

Reference Value = 19.65 V/m; Power Drift = 0.05 dB

Peak SAR (extrapolated) = 0.792 W/kg

SAR(1 g) = 0.507 W/kg; SAR(10 g) = 0.302 W/kg

Maximum value of SAR (measured) = 0.638 W/kg



0 dB = 0.638 W/kg = -1.95 dBW/kg

LTE Band 25

Frequency: 1905 MHz; Duty Cycle: 1:1; Room Ambient Temperature: 23.0°C; Liquid Temperature: 22.0°C
 Medium parameters used (interpolated): $f = 1905$ MHz; $\sigma = 1.582$ S/m; $\epsilon_r = 54.177$; $\rho = 1000$ kg/m³

DASY5 Configuration:

- Area Scan Setting: Find Secondary Maximum Within: 2.0 dB and with a peak SAR value greater than 0.0012W/kg
- Electronics: DAE4 Sn1259; Calibrated: 7/26/2018
- Probe: EX3DV4 - SN3991; ConvF(8.03, 8.03, 8.03); Calibrated: 5/24/2018;
- Sensor-Surface: 2.5mm (Mechanical Surface Detection)
- Phantom: ELI V5.0 (20deg probe tilt)_20181018; Type: QD OVA 001 BB; Serial: 1212

Edge 3/QPSK RB 1/0_ch 26590/Area Scan (9x5x1): Measurement grid: dx=15mm, dy=15mm
 Maximum value of SAR (measured) = 0.888 W/kg


Edge 3/QPSK RB 1/0_ch 26590/Zoom Scan (5x5x7)/Cube 0: Measurement grid: dx=8mm, dy=8mm, dz=5mm

Reference Value = 24.17 V/m; Power Drift = 0.01 dB

Peak SAR (extrapolated) = 1.40 W/kg

SAR(1 g) = 0.745 W/kg; SAR(10 g) = 0.378 W/kg

Maximum value of SAR (measured) = 0.993 W/kg



0 dB = 0.993 W/kg = -0.03 dBW/kg

LTE Band 25_Phablet

Frequency: 1882.5 MHz; Duty Cycle: 1:1; Room Ambient Temperature: 23.0°C; Liquid Temperature: 22.0°C
 Medium parameters used (interpolated): $f = 1882.5$ MHz; $\sigma = 1.55$ S/m; $\epsilon_r = 51.865$; $\rho = 1000$ kg/m³

DASY5 Configuration:

- Area Scan Setting: Find Secondary Maximum Within: 2.0 dB and with a peak SAR value greater than 0.0012W/kg
- Electronics: DAE4 Sn1259; Calibrated: 7/26/2018
- Probe: EX3DV4 - SN3991; ConvF(8.03, 8.03, 8.03); Calibrated: 5/24/2018;
- Sensor-Surface: 2.5mm (Mechanical Surface Detection)
- Phantom: ELI V5.0 (20deg probe tilt)_20181018; Type: QD OVA 001 BB; Serial: 1212

Rear/QPSK RB 50/0_ch 26365 0mm/Area Scan (8x14x1): Measurement grid: dx=15mm, dy=15mm
 Maximum value of SAR (measured) = 3.93 W/kg

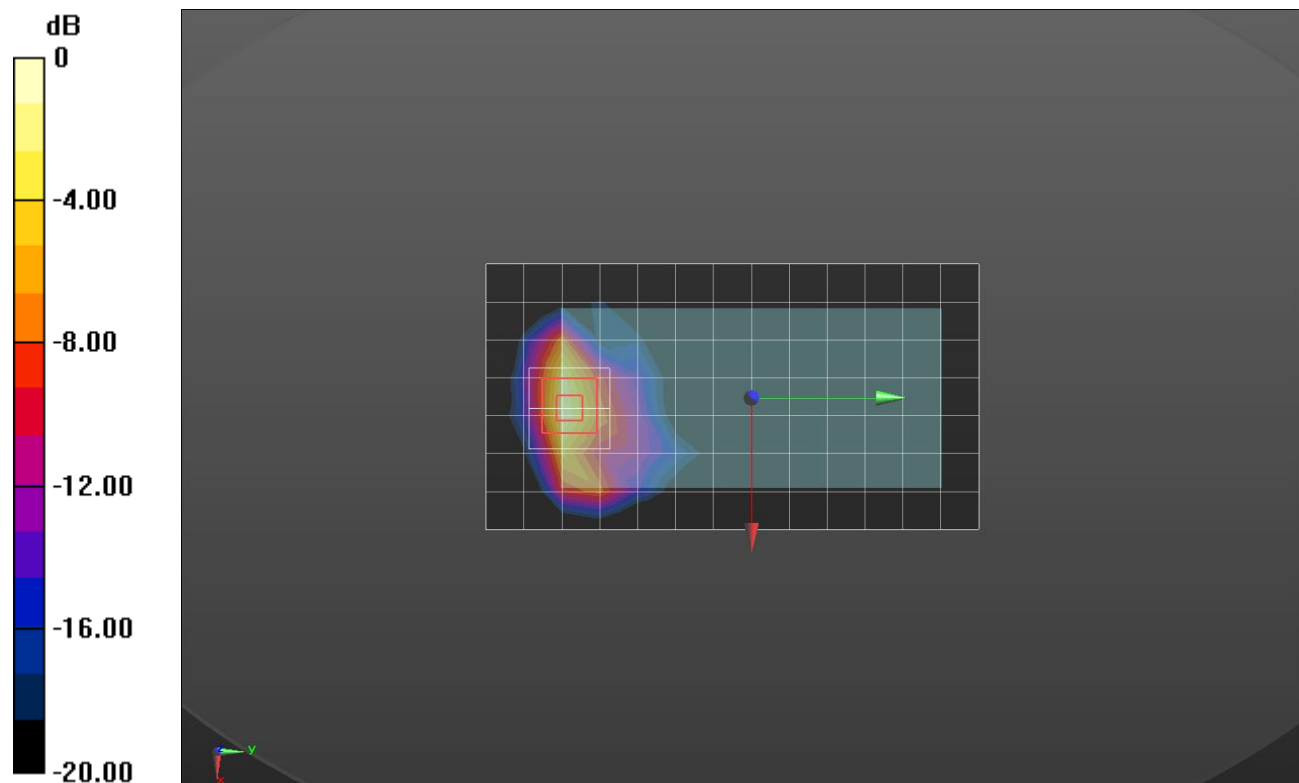
Rear/QPSK RB 50/0_ch 26365 0mm/Zoom Scan (5x5x7)/Cube 0: Measurement grid: dx=8mm, dy=8mm, dz=5mm

Reference Value = 50.72 V/m; Power Drift = 0.15 dB

Peak SAR (extrapolated) = 6.64 W/kg

SAR(1 g) = 3.25 W/kg; SAR(10 g) = 1.45 W/kg

Maximum value of SAR (measured) = 4.80 W/kg



0 dB = 4.80 W/kg = 6.81 dBW/kg

LTE Band 26

Frequency: 831.5 MHz; Duty Cycle: 1:1; Room Ambient Temperature: 23.0°C; Liquid Temperature: 22.0°C
 Medium parameters used (interpolated): $f = 831.5$ MHz; $\sigma = 0.882$ S/m; $\epsilon_r = 40.739$; $\rho = 1000$ kg/m³

DASY5 Configuration:

- Area Scan Setting: Find Secondary Maximum Within: 2.0 dB and with a peak SAR value greater than 0.0012W/kg
- Electronics: DAE4 Sn1468; Calibrated: 2018-08-22
- Probe: EX3DV4 - SN7314; ConvF(9.47, 9.47, 9.47); Calibrated: 2018-08-30;
- Sensor-Surface: 2.5mm (Mechanical Surface Detection)
- Phantom: SAM Phantom CRP v5.0(Right); Type: QD000P40CD; Serial: TP:1855

RHS/Touch_QPSK 1/37_ch 26865/Area Scan (8x13x1): Measurement grid: dx=15mm, dy=15mm
 Maximum value of SAR (measured) = 0.209 W/kg

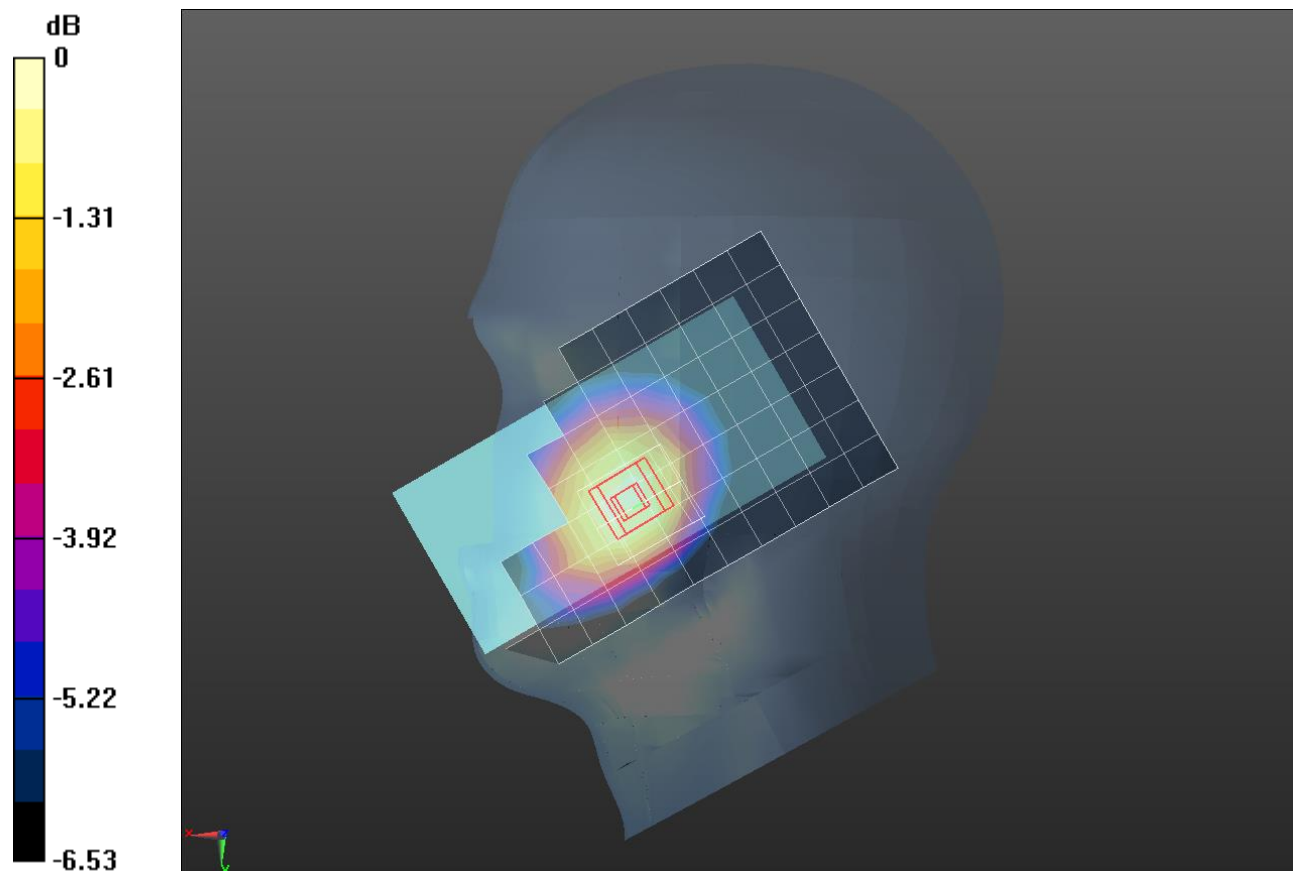
RHS/Touch_QPSK 1/37_ch 26865/Zoom Scan (5x5x7)/Cube 0: Measurement grid: dx=8mm, dy=8mm, dz=5mm

Reference Value = 16.08 V/m; Power Drift = 0.04 dB

Peak SAR (extrapolated) = 0.242 W/kg

SAR(1 g) = 0.194 W/kg; SAR(10 g) = 0.149 W/kg

Maximum value of SAR (measured) = 0.216 W/kg



0 dB = 0.216 W/kg = -6.66 dBW/kg

LTE Band 26

Frequency: 831.5 MHz; Duty Cycle: 1:1; Room Ambient Temperature: 23.0°C; Liquid Temperature: 22.0°C
 Medium parameters used (interpolated): $f = 831.5$ MHz; $\sigma = 0.979$ S/m; $\epsilon_r = 53.616$; $\rho = 1000$ kg/m³

DASY5 Configuration:

- Area Scan Setting: Find Secondary Maximum Within: 2.0 dB and with a peak SAR value greater than 0.0012W/kg
- Electronics: DAE4 Sn1447; Calibrated: 2018-03-15
- Probe: EX3DV4 - SN7313; ConvF(9.59, 9.59, 9.59); Calibrated: 2018-02-20;
- Sensor-Surface: 2.5mm (Mechanical Surface Detection)
- Phantom: ELI v6.0; Type: QDOVA003AA; Serial: TP:2005

Front/QPSK RB 1/37 ch 26865 15mm/Area Scan (7x14x1): Measurement grid: dx=15mm, dy=15mm
 Maximum value of SAR (measured) = 0.355 W/kg


Front/QPSK RB 1/37 ch 26865 15mm/Zoom Scan (5x5x7)/Cube 0: Measurement grid: dx=8mm, dy=8mm, dz=5mm

Reference Value = 19.26 V/m; Power Drift = 0.01 dB

Peak SAR (extrapolated) = 0.419 W/kg

SAR(1 g) = 0.316 W/kg; SAR(10 g) = 0.232 W/kg

Maximum value of SAR (measured) = 0.361 W/kg



0 dB = 0.361 W/kg = -4.42 dBW/kg

LTE Band 26

Frequency: 831.5 MHz; Duty Cycle: 1:1; Room Ambient Temperature: 23.0°C; Liquid Temperature: 22.0°C
 Medium parameters used (interpolated): $f = 831.5$ MHz; $\sigma = 0.979$ S/m; $\epsilon_r = 53.616$; $\rho = 1000$ kg/m³

DASY5 Configuration:

- Area Scan Setting: Find Secondary Maximum Within: 2.0 dB and with a peak SAR value greater than 0.0012W/kg
- Electronics: DAE4 Sn1447; Calibrated: 2018-03-15
- Probe: EX3DV4 - SN7313; ConvF(9.59, 9.59, 9.59); Calibrated: 2018-02-20;
- Sensor-Surface: 2.5mm (Mechanical Surface Detection)
- Phantom: ELI v6.0; Type: QDOVA003AA; Serial: TP:2005

Rear/QPSK RB 1/37 ch 26865 10mm (Hotspot)/Area Scan (7x14x1): Measurement grid: dx=15mm, dy=15mm

Maximum value of SAR (measured) = 0.708 W/kg

Rear/QPSK RB 1/37 ch 26865 10mm (Hotspot)/Zoom Scan (5x5x7)/Cube 0: Measurement grid:

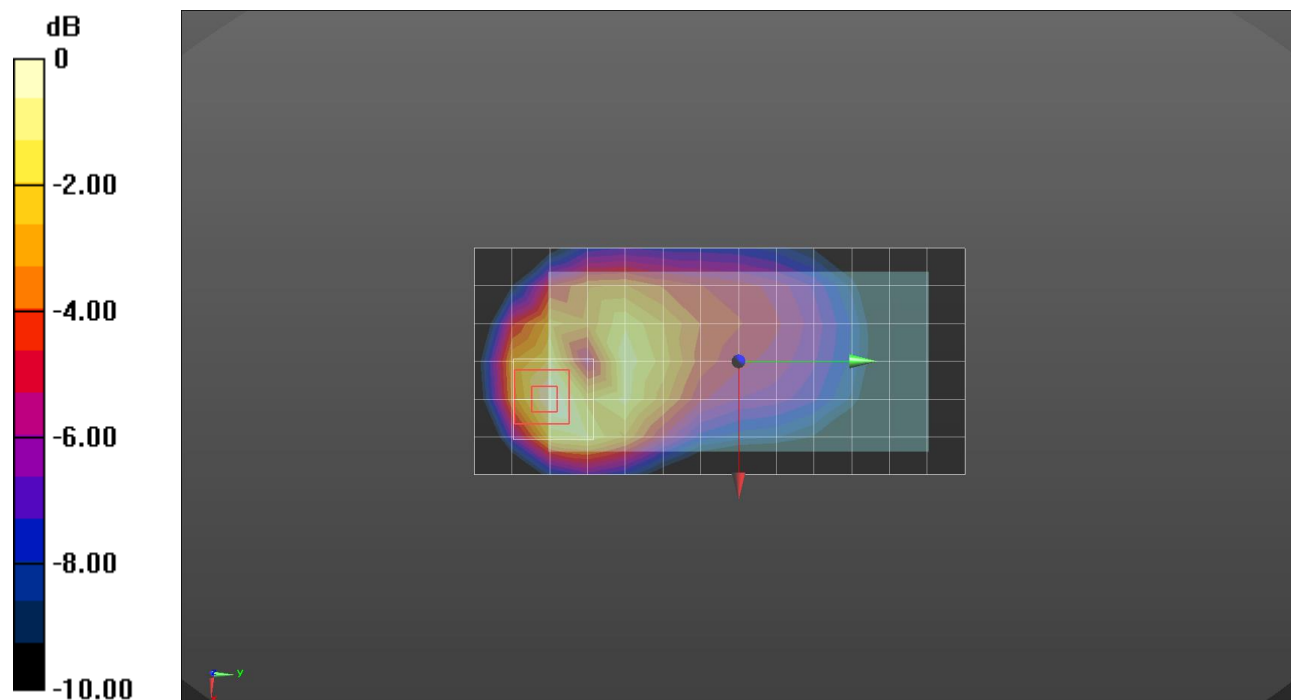
dx=8mm, dy=8mm, dz=5mm

Reference Value = 27.06 V/m; Power Drift = -0.08 dB

Peak SAR (extrapolated) = 0.962 W/kg

SAR(1 g) = 0.548 W/kg; SAR(10 g) = 0.309 W/kg

Maximum value of SAR (measured) = 0.680 W/kg



0 dB = 0.680 W/kg = -1.67 dBW/kg

LTE Band 38 low high ch

Frequency: 2610 MHz; Duty Cycle: 1:1.59956; Room Ambient Temperature: 23.0°C; Liquid Temperature: 22.0°C
 Medium parameters used: $f = 2610$ MHz; $\sigma = 1.929$ S/m; $\epsilon_r = 38.741$; $\rho = 1000$ kg/m³

DASY5 Configuration:

- Area Scan Setting: Find Secondary Maximum Within: 2.0 dB and with a peak SAR value greater than 0.0012W/kg
- Electronics: DAE4 Sn1494; Calibrated: 2018-07-23
- Probe: EX3DV4 - SN7330; ConvF(7.45, 7.45, 7.45); Calibrated: 2018-01-22;
- Sensor-Surface: 2.5mm (Mechanical Surface Detection)
- Phantom: SAM (20deg probe tilt) with CRP v5.0_Front; Type: QD000P40CD; Serial: TP:1877

LHS/Touch_QPSK RB 1/0_ch 38150/Area Scan (10x16x1): Measurement grid: dx=12mm, dy=12mm
 Maximum value of SAR (measured) = 0.0535 W/kg

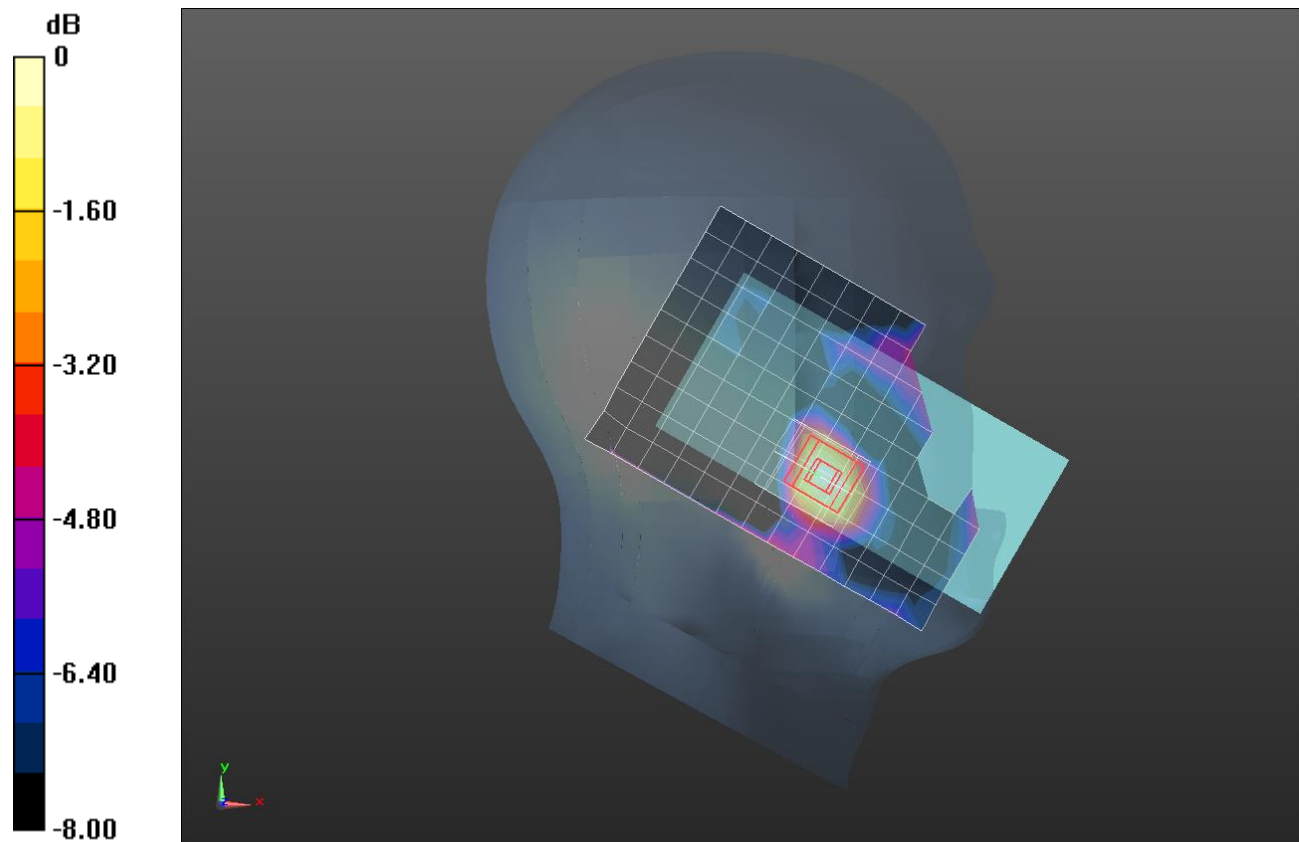
LHS/Touch_QPSK RB 1/0_ch 38150/Zoom Scan (7x7x7)/Cube 0: Measurement grid: dx=5mm, dy=5mm, dz=5mm

Reference Value = 5.759 V/m; Power Drift = 0.04 dB

Peak SAR (extrapolated) = 0.0760 W/kg

SAR(1 g) = 0.040 W/kg; SAR(10 g) = 0.020 W/kg

Maximum value of SAR (measured) = 0.0544 W/kg



0 dB = 0.0544 W/kg = -12.64 dBW/kg

LTE Band 38

Frequency: 2610 MHz; Duty Cycle: 1:1.59956; Room Ambient Temperature: 23.0°C; Liquid Temperature: 22.0°C
 Medium parameters used: $f = 2610$ MHz; $\sigma = 2.115$ S/m; $\epsilon_r = 54.756$; $\rho = 1000$ kg/m³

DASY5 Configuration:

- Area Scan Setting: Find Secondary Maximum Within: 2.0 dB and with a peak SAR value greater than 0.0012W/kg
- Electronics: DAE4 Sn1494; Calibrated: 2018-07-23
- Probe: EX3DV4 - SN7330; ConvF(7.39, 7.39, 7.39); Calibrated: 2018-01-22;
- Sensor-Surface: 2.5mm (Mechanical Surface Detection)
- Phantom: ELI V6.0 (20deg); Type: QD OVA 003 AA; Serial: 2013

Rear/QPSK RB 1/0 ch 38150 15mm/Area Scan (9x16x1): Measurement grid: dx=12mm, dy=12mm
 Maximum value of SAR (measured) = 0.532 W/kg

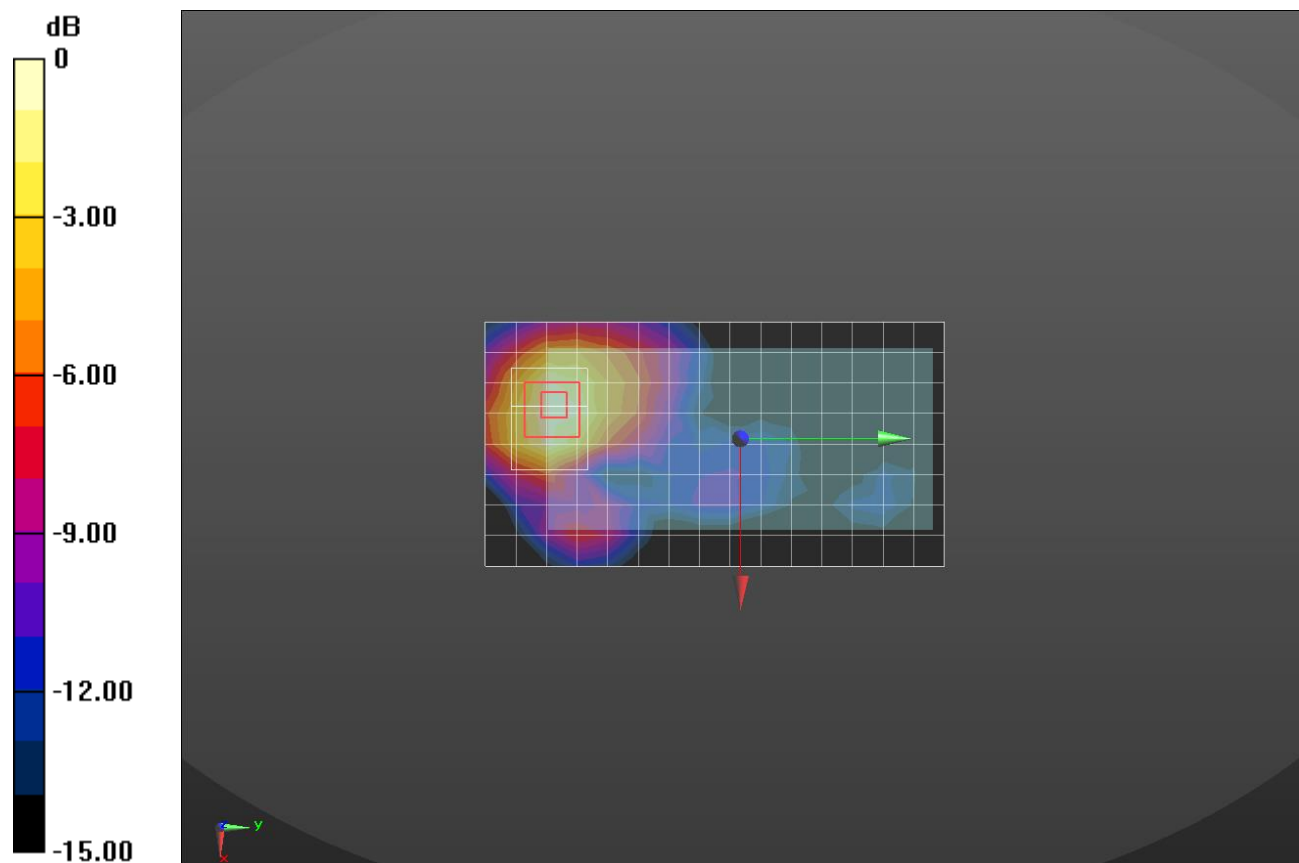
Rear/QPSK RB 1/0 ch 38150 15mm/Zoom Scan (9x7x7)/Cube 0: Measurement grid: dx=5mm, dy=5mm, dz=5mm

Reference Value = 15.96 V/m; Power Drift = -0.00 dB

Peak SAR (extrapolated) = 0.888 W/kg

SAR(1 g) = 0.408 W/kg; SAR(10 g) = 0.214 W/kg

Maximum value of SAR (measured) = 0.544 W/kg



0 dB = 0.544 W/kg = -2.64 dBW/kg

LTE Band 38

Frequency: 2610 MHz; Duty Cycle: 1:1.59956; Room Ambient Temperature: 23.0°C; Liquid Temperature: 22.0°C
 Medium parameters used: $f = 2610$ MHz; $\sigma = 2.115$ S/m; $\epsilon_r = 54.756$; $\rho = 1000$ kg/m³

DASY5 Configuration:

- Area Scan Setting: Find Secondary Maximum Within: 2.0 dB and with a peak SAR value greater than 0.0012W/kg
- Electronics: DAE4 Sn1494; Calibrated: 2018-07-23
- Probe: EX3DV4 - SN7330; ConvF(7.39, 7.39, 7.39); Calibrated: 2018-01-22;
- Sensor-Surface: 2.5mm (Mechanical Surface Detection)
- Phantom: ELI V6.0 (20deg); Type: QD OVA 003 AA; Serial: 2013

Edge 3/QPSK RB 1/0 ch 38150/Area Scan (11x6x1): Measurement grid: dx=12mm, dy=12mm
 Maximum value of SAR (measured) = 0.602 W/kg

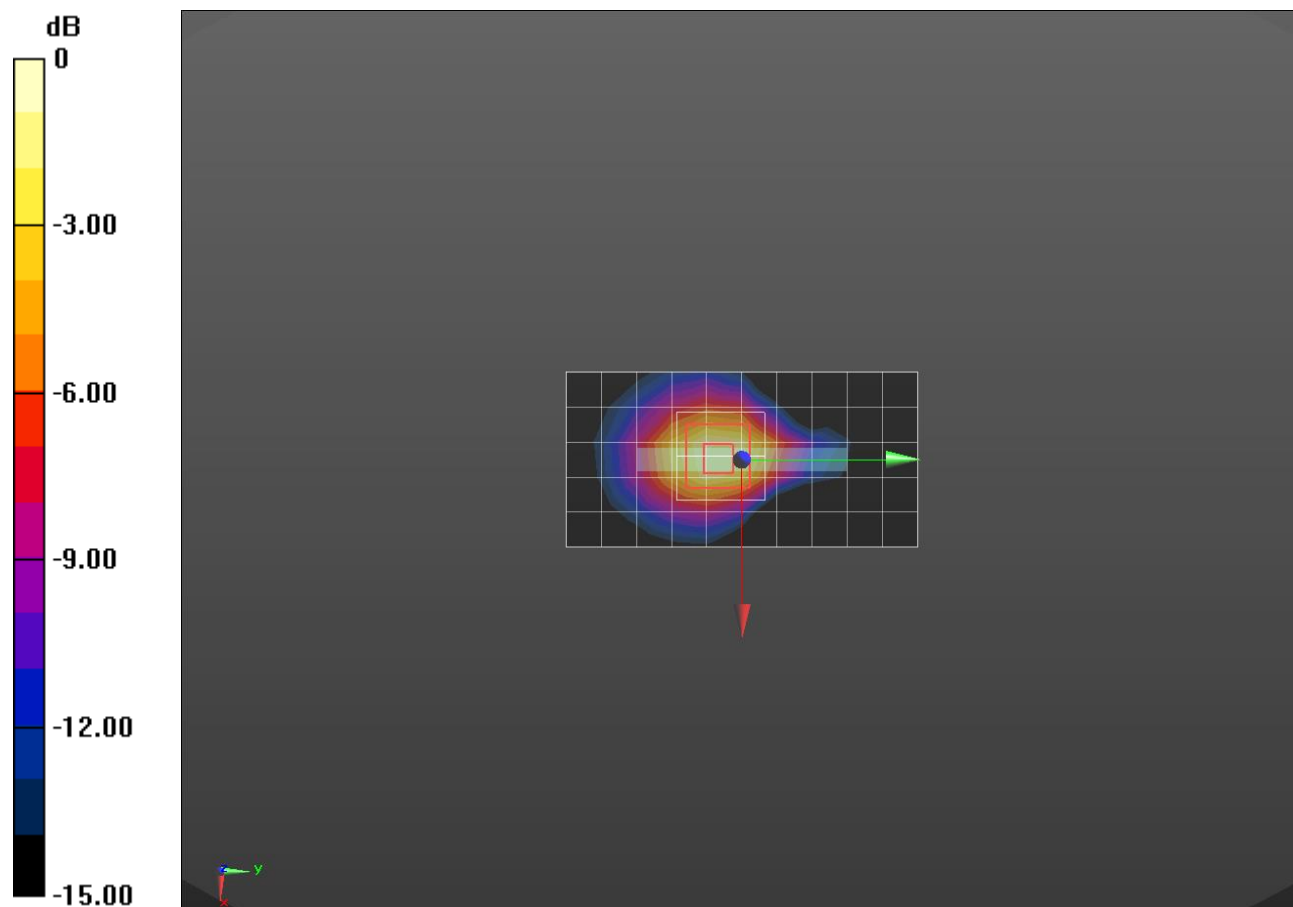
Edge 3/QPSK RB 1/0 ch 38150/Zoom Scan (7x7x7)/Cube 0: Measurement grid: dx=5mm, dy=5mm, dz=5mm

Reference Value = 18.80 V/m; Power Drift = -0.01 dB

Peak SAR (extrapolated) = 1.05 W/kg

SAR(1 g) = 0.521 W/kg; SAR(10 g) = 0.243 W/kg

Maximum value of SAR (measured) = 0.728 W/kg



0 dB = 0.728 W/kg = -1.38 dBW/kg

LTE Band 38_Phablet

Frequency: 2610 MHz; Duty Cycle: 1:1.59956; Room Ambient Temperature: 23.0°C; Liquid Temperature: 22.0°C
 Medium parameters used: $f = 2610$ MHz; $\sigma = 2.115$ S/m; $\epsilon_r = 54.756$; $\rho = 1000$ kg/m³

DASY5 Configuration:

- Area Scan Setting: Find Secondary Maximum Within: 2.0 dB and with a peak SAR value greater than 0.0012W/kg
- Electronics: DAE4 Sn1494; Calibrated: 2018-07-23
- Probe: EX3DV4 - SN7330; ConvF(7.39, 7.39, 7.39); Calibrated: 2018-01-22;
- Sensor-Surface: 2.5mm (Mechanical Surface Detection)
- Phantom: ELI V6.0 (20deg); Type: QD OVA 003 AA; Serial: 2013

Edge 3/QPSK RB 1/0 ch 38150 0mm/Area Scan (11x6x1): Measurement grid: dx=12mm, dy=12mm
 Maximum value of SAR (measured) = 2.39 W/kg


Edge 3/QPSK RB 1/0 ch 38150 0mm/Zoom Scan (7x7x7)/Cube 0: Measurement grid: dx=5mm, dy=5mm, dz=5mm

Reference Value = 46.29 V/m; Power Drift = 0.02 dB

Peak SAR (extrapolated) = 13.3 W/kg

SAR(1 g) = 3.4 W/kg; SAR(10 g) = 1.05 W/kg

Maximum value of SAR (measured) = 5.91 W/kg



0 dB = 5.91 W/kg = 7.72 dBW/kg

LTE Band 41

Frequency: 2506 MHz; Duty Cycle: 1:1.59956; Room Ambient Temperature: 23.0°C; Liquid Temperature: 22.0°C
 Medium parameters used (interpolated): $f = 2506$ MHz; $\sigma = 1.848$ S/m; $\epsilon_r = 38.705$; $\rho = 1000$ kg/m³

DASY5 Configuration:

- Area Scan Setting: Find Secondary Maximum Within: 2.0 dB and with a peak SAR value greater than 0.0012W/kg
- Electronics: DAE4 Sn1494; Calibrated: 2018-07-23
- Probe: EX3DV4 - SN7330; ConvF(7.45, 7.45, 7.45); Calibrated: 2018-01-22;
- Sensor-Surface: 2.5mm (Mechanical Surface Detection)
- Phantom: SAM (20deg probe tilt) with CRP v5.0_Front; Type: QD000P40CD; Serial: TP:1877

LHS/Touch_QPSK RB 1/0_ch 39750/Area Scan (10x16x1): Measurement grid: dx=12mm, dy=12mm
 Maximum value of SAR (measured) = 0.0462 W/kg

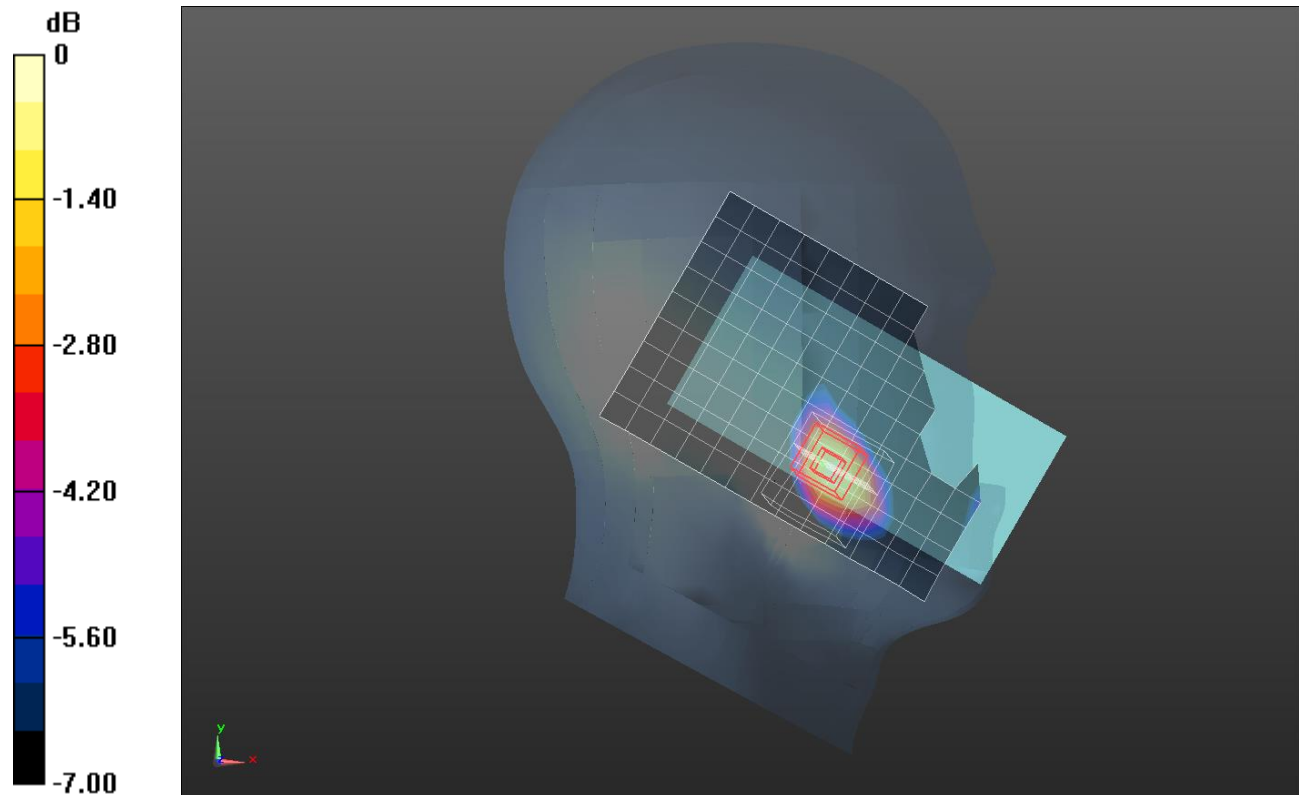
LHS/Touch_QPSK RB 1/0_ch 39750/Zoom Scan (9x8x7)/Cube 0: Measurement grid: dx=5mm, dy=5mm, dz=5mm

Reference Value = 4.994 V/m; Power Drift = 0.17 dB

Peak SAR (extrapolated) = 0.0740 W/kg

SAR(1 g) = 0.039 W/kg; SAR(10 g) = 0.020 W/kg

Maximum value of SAR (measured) = 0.0535 W/kg



0 dB = 0.0535 W/kg = -12.72 dBW/kg

LTE Band 41

Frequency: 2506 MHz; Duty Cycle: 1:1.59956; Room Ambient Temperature: 23.0°C; Liquid Temperature: 22.0°C
 Medium parameters used (interpolated): $f = 2506$ MHz; $\sigma = 2.065$ S/m; $\epsilon_r = 51.895$; $\rho = 1000$ kg/m³

DASY5 Configuration:

- Area Scan Setting: Find Secondary Maximum Within: 2.0 dB and with a peak SAR value greater than 0.0012W/kg
- Electronics: DAE4 Sn1494; Calibrated: 2018-07-23
- Probe: EX3DV4 - SN7330; ConvF(7.39, 7.39, 7.39); Calibrated: 2018-01-22;
- Sensor-Surface: 2.5mm (Mechanical Surface Detection)
- Phantom: ELI V6.0 (20deg); Type: QD OVA 003 AA; Serial: 2013

Rear/QPSK RB 1/0 ch 39750 15mm/Area Scan (9x16x1): Measurement grid: dx=12mm, dy=12mm
 Maximum value of SAR (measured) = 0.227 W/kg


Rear/QPSK RB 1/0 ch 39750 15mm/Zoom Scan (8x8x7)/Cube 0: Measurement grid: dx=5mm, dy=5mm, dz=5mm

Reference Value = 10.25 V/m; Power Drift = 0.01 dB

Peak SAR (extrapolated) = 0.305 W/kg

SAR(1 g) = 0.171 W/kg; SAR(10 g) = 0.098 W/kg

Maximum value of SAR (measured) = 0.223 W/kg



0 dB = 0.223 W/kg = -6.52 dBW/kg

LTE Band 41

Frequency: 2506 MHz; Duty Cycle: 1:1.59956; Room Ambient Temperature: 23.0°C; Liquid Temperature: 22.0°C
 Medium parameters used (interpolated): $f = 2506$ MHz; $\sigma = 2.091$ S/m; $\epsilon_r = 53.591$; $\rho = 1000$ kg/m³

DASY5 Configuration:

- Area Scan Setting: Find Secondary Maximum Within: 2.0 dB and with a peak SAR value greater than 0.0012W/kg
- Electronics: DAE4 Sn1494; Calibrated: 2018-07-23
- Probe: EX3DV4 - SN7330; ConvF(7.39, 7.39, 7.39); Calibrated: 2018-01-22;
- Sensor-Surface: 2.5mm (Mechanical Surface Detection)
- Phantom: ELI V6.0 (20deg); Type: QD OVA 003 AA; Serial: 2013

Edge3_1112/QPSK RB 1/0 ch 39750/Area Scan (11x6x1): Measurement grid: dx=12mm, dy=12mm
 Maximum value of SAR (measured) = 0.437 W/kg


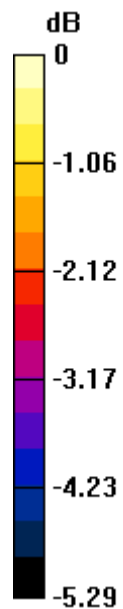
Edge3_1112/QPSK RB 1/0 ch 39750/Zoom Scan (7x7x7)/Cube 0: Measurement grid: dx=5mm, dy=5mm, dz=5mm

Reference Value = 14.40 V/m; Power Drift = -0.22 dB

Peak SAR (extrapolated) = 0.729 W/kg

SAR(1 g) = 0.371 W/kg; SAR(10 g) = 0.181 W/kg

Maximum value of SAR (measured) = 0.513 W/kg



0 dB = 0.513 W/kg = -2.90 dBW/kg

LTE Band 66

Frequency: 1745 MHz; Duty Cycle: 1:1; Room Ambient Temperature: 23.0°C; Liquid Temperature: 22.0°C
 Medium parameters used (interpolated): $f = 1745$ MHz; $\sigma = 1.311$ S/m; $\epsilon_r = 39.946$; $\rho = 1000$ kg/m³

DASY5 Configuration:

- Area Scan Setting: Find Secondary Maximum Within: 2.0 dB and with a peak SAR value greater than 0.0012W/kg
- Electronics: DAE4 Sn1259; Calibrated: 7/26/2018
- Probe: EX3DV4 - SN3991; ConvF(8.81, 8.81, 8.81); Calibrated: 5/24/2018;
- Sensor-Surface: 2.5mm (Mechanical Surface Detection)
- Phantom: Twin-SAM V5.0 (30deg probe tilt)_20181018; Type: QD 000 P40 CD; Serial: 1829

LHS/Touch_QPSK 1/0_ch.132322/Area Scan (8x13x1): Measurement grid: dx=15mm, dy=15mm
 Maximum value of SAR (measured) = 0.288 W/kg

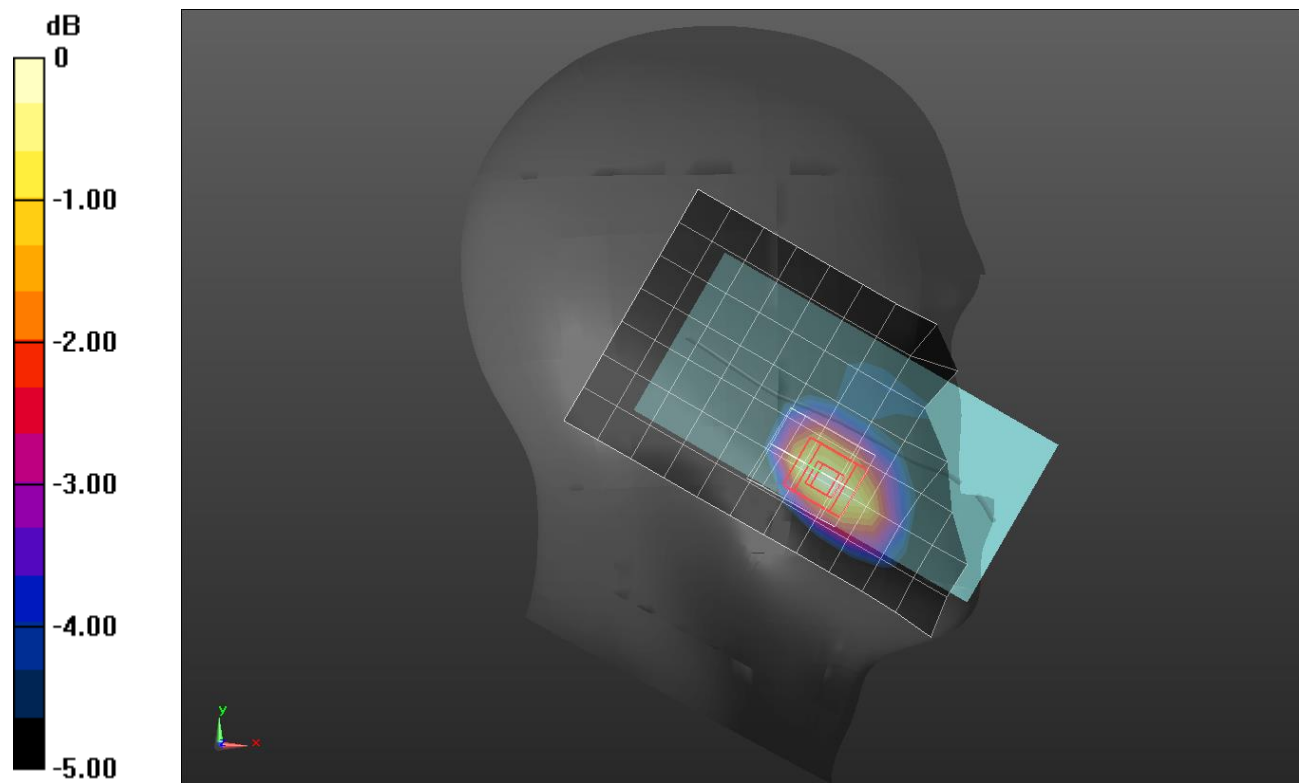
LHS/Touch_QPSK 1/0_ch.132322/Zoom Scan (5x5x7)/Cube 0: Measurement grid: dx=8mm, dy=8mm, dz=5mm

Reference Value = 14.68 V/m; Power Drift = 0.16 dB

Peak SAR (extrapolated) = 0.368 W/kg

SAR(1 g) = 0.239 W/kg; SAR(10 g) = 0.150 W/kg

Maximum value of SAR (measured) = 0.287 W/kg



0 dB = 0.287 W/kg = -5.42 dBW/kg

LTE Band 66

Frequency: 1745 MHz; Duty Cycle: 1:1; Room Ambient Temperature: 23.0°C; Liquid Temperature: 22.0°C
 Medium parameters used (interpolated): $f = 1745$ MHz; $\sigma = 1.466$ S/m; $\epsilon_r = 54.786$; $\rho = 1000$ kg/m³

DASY5 Configuration:

- Area Scan Setting: Find Secondary Maximum Within: 2.0 dB and with a peak SAR value greater than 0.0012W/kg
- Electronics: DAE4 Sn1259; Calibrated: 7/26/2018
- Probe: EX3DV4 - SN3991; ConvF(8.35, 8.35, 8.35); Calibrated: 5/24/2018;
- Sensor-Surface: 2.5mm (Mechanical Surface Detection)
- Phantom: ELI V5.0 (20deg probe tilt)_20181018; Type: QD OVA 001 BB; Serial: 1212

Rear/QPSK 1/0 Ch 132322 15 mm/Area Scan (7x14x1): Measurement grid: dx=15mm, dy=15mm
 Maximum value of SAR (measured) = 0.815 W/kg

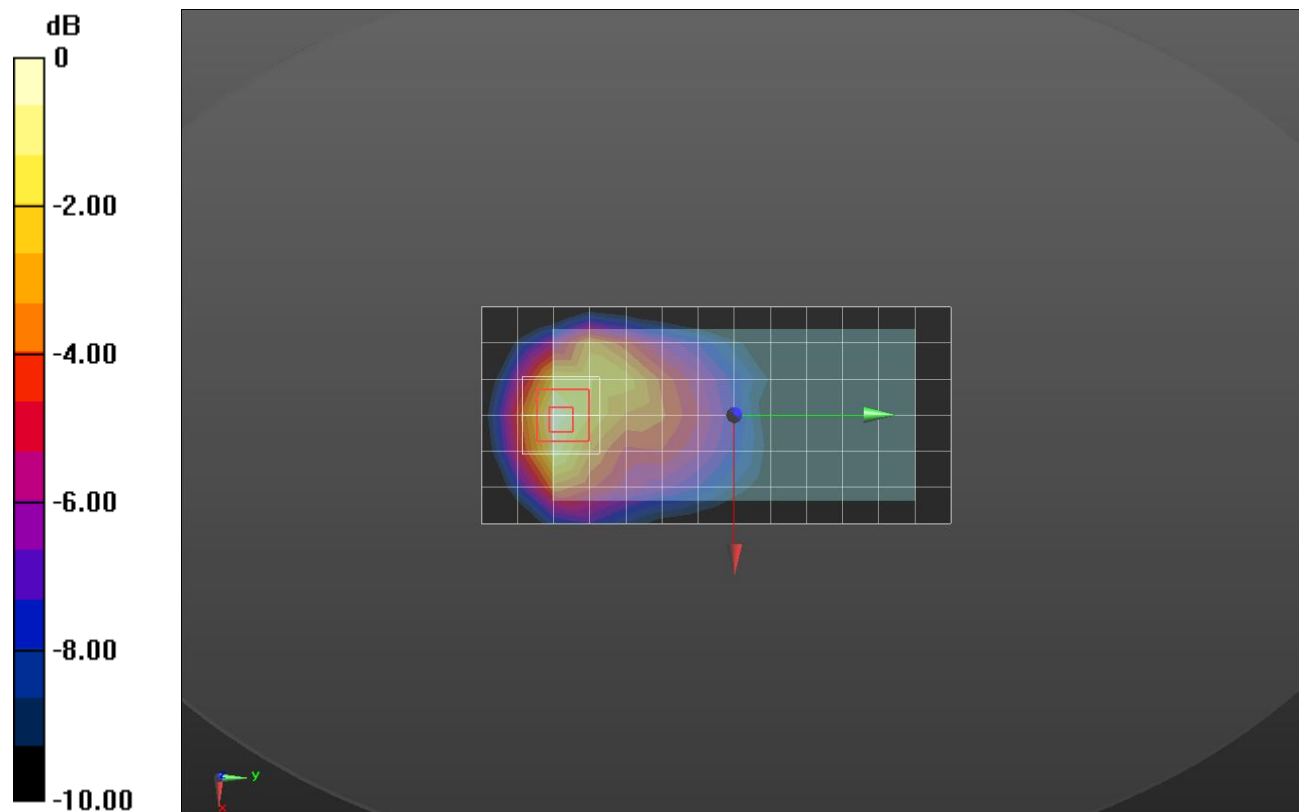
Rear/QPSK 1/0 Ch 132322 15 mm/Zoom Scan (5x5x7)/Cube 0: Measurement grid: dx=8mm, dy=8mm, dz=5mm

Reference Value = 23.48 V/m; Power Drift = -0.03 dB

Peak SAR (extrapolated) = 1.05 W/kg

SAR(1 g) = 0.653 W/kg; SAR(10 g) = 0.395 W/kg

Maximum value of SAR (measured) = 0.814 W/kg



0 dB = 0.814 W/kg = -0.89 dBW/kg

LTE Band 66

Frequency: 1745 MHz; Duty Cycle: 1:1; Room Ambient Temperature: 23.0°C; Liquid Temperature: 22.0°C

Medium parameters used (interpolated): $f = 1745$ MHz; $\sigma = 1.428$ S/m; $\epsilon_r = 55.53$; $\rho = 1000$ kg/m³

DASY5 Configuration:

- Area Scan Setting: Find Secondary Maximum Within: 2.0 dB and with a peak SAR value greater than 0.0012W/kg
- Electronics: DAE4 Sn1259; Calibrated: 7/26/2018
- Probe: EX3DV4 - SN3991; ConvF(8.35, 8.35, 8.35); Calibrated: 5/24/2018;
- Sensor-Surface: 2.5mm (Mechanical Surface Detection)
- Phantom: ELI V5.0 (20deg probe tilt)_20181018; Type: QD OVA 001 BB; Serial: 1212

Edge 3/QPSK 100/0 ch 132322 10mm/Area Scan (9x5x1): Measurement grid: dx=15mm, dy=15mm

Maximum value of SAR (measured) = 0.896 W/kg

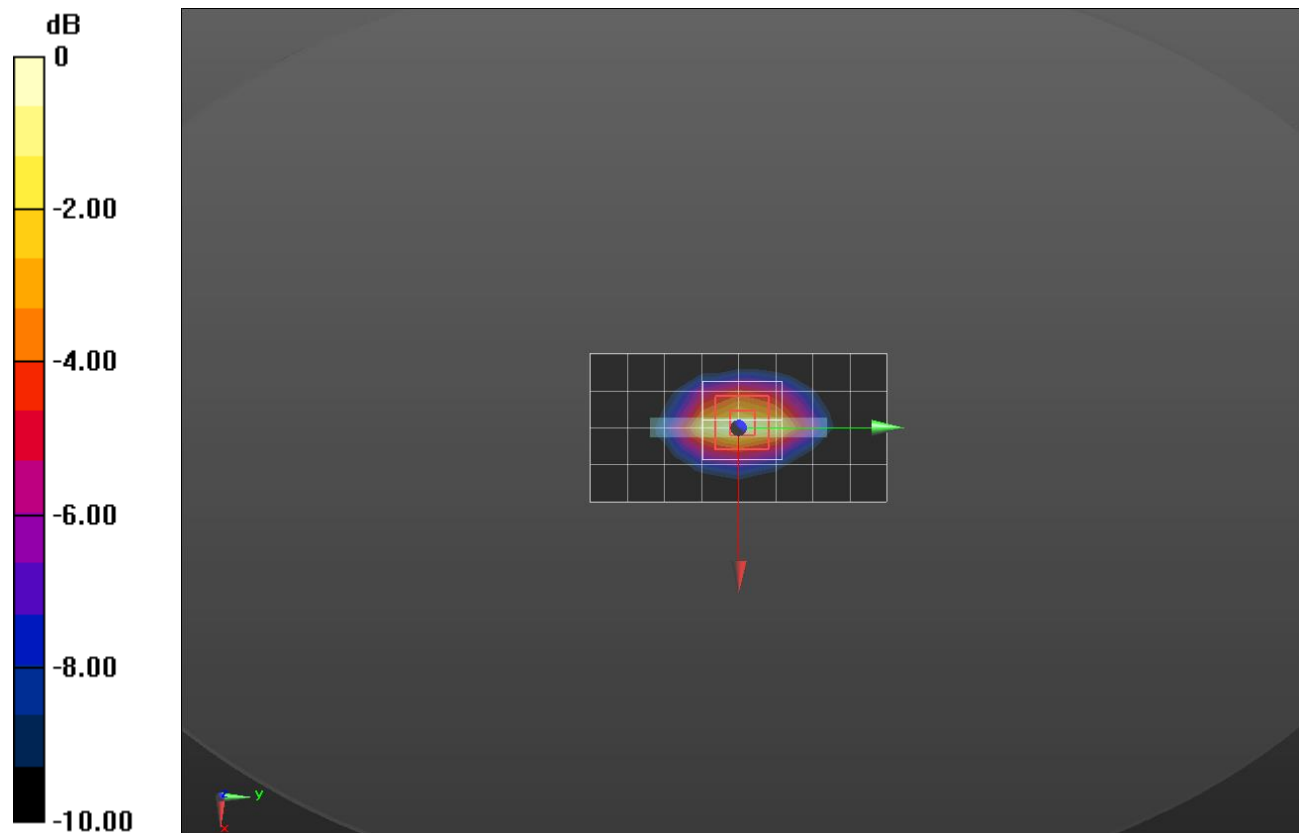
Edge 3/QPSK 100/0 ch 132322 10mm/Zoom Scan (5x5x7)/Cube 0: Measurement grid: dx=8mm, dy=8mm, dz=5mm

Reference Value = 25.28 V/m; Power Drift = 0.18 dB

Peak SAR (extrapolated) = 1.25 W/kg

SAR(1 g) = 0.719 W/kg; SAR(10 g) = 0.387 W/kg

Maximum value of SAR (measured) = 0.939 W/kg



0 dB = 0.939 W/kg = -0.27 dBW/kg

LTE Band 66

Frequency: 1720 MHz; Duty Cycle: 1:1; Room Ambient Temperature: 23.0°C; Liquid Temperature: 22.0°C

Medium parameters used: $f = 1720$ MHz; $\sigma = 1.406$ S/m; $\epsilon_r = 55.542$; $\rho = 1000$ kg/m³

DASY5 Configuration:

- Area Scan Setting: Find Secondary Maximum Within: 2.0 dB and with a peak SAR value greater than 0.0012W/kg
- Electronics: DAE4 Sn1259; Calibrated: 7/26/2018
- Probe: EX3DV4 - SN3991; ConvF(8.35, 8.35, 8.35); Calibrated: 5/24/2018;
- Sensor-Surface: 2.5mm (Mechanical Surface Detection)
- Phantom: ELI V5.0 (20deg probe tilt)_20181018; Type: QD OVA 001 BB; Serial: 1212

Edge 3/QPSK 1/0 ch 132072 0mm/Area Scan (9x5x1): Measurement grid: dx=15mm, dy=15mm

Maximum value of SAR (measured) = 6.16 W/kg


Edge 3/QPSK 1/0 ch 132072 0mm/Zoom Scan (5x6x7)/Cube 0: Measurement grid: dx=8mm, dy=8mm, dz=5mm

Reference Value = 67.52 V/m; Power Drift = 0.12 dB

Peak SAR (extrapolated) = 9.46 W/kg

SAR(1 g) = 4.46 W/kg; SAR(10 g) = 1.96 W/kg

Maximum value of SAR (measured) = 6.58 W/kg



0 dB = 6.58 W/kg = 8.18 dBW/kg

Wi-Fi 2.4 GHz

Frequency: 2437 MHz; Duty Cycle: 1:1; Room Ambient Temperature: 23.0°C; Liquid Temperature: 22.0°C
 Medium parameters used (interpolated): $f = 2437 \text{ MHz}$; $\sigma = 1.824 \text{ S/m}$; $\epsilon_r = 40.137$; $\rho = 1000 \text{ kg/m}^3$

DASY5 Configuration:

- Area Scan Setting: Find Secondary Maximum Within: 2.0 dB and with a peak SAR value greater than 0.0012W/kg
- Electronics: DAE4 Sn1494; Calibrated: 2018-07-23
- Probe: EX3DV4 - SN7330; ConvF(7.71, 7.71, 7.71); Calibrated: 2018-01-22;
- Sensor-Surface: 2.5mm (Mechanical Surface Detection)
- Phantom: SAM (20deg probe tilt) with CRP v5.0_Front; Type: QD000P40CD; Serial: TP:1877

RHS/Touch_802.11 b mode ch 6 SISO Ant.1/Area Scan (9x15x1): Measurement grid: dx=12mm, dy=12mm

Maximum value of SAR (measured) = 0.520 W/kg

RHS/Touch_802.11 b mode ch 6 SISO Ant.1/Zoom Scan (7x8x7)/Cube 0: Measurement grid:


dx=5mm, dy=5mm, dz=5mm

Reference Value = 16.58 V/m; Power Drift = 0.14 dB

Peak SAR (extrapolated) = 0.881 W/kg

SAR(1 g) = 0.362 W/kg; SAR(10 g) = 0.164 W/kg

Maximum value of SAR (measured) = 0.530 W/kg



0 dB = 0.530 W/kg = -2.76 dBW/kg

Wi-Fi 2.4 GHz

Frequency: 2412 MHz; Duty Cycle: 1:1; Room Ambient Temperature: 23.0°C; Liquid Temperature: 22.0°C
 Medium parameters used (interpolated): $f = 2412$ MHz; $\sigma = 1.955$ S/m; $\epsilon_r = 52.964$; $\rho = 1000$ kg/m³

DASY5 Configuration:

- Area Scan Setting: Find Secondary Maximum Within: 2.0 dB and with a peak SAR value greater than 0.0012W/kg
- Electronics: DAE4 Sn1494; Calibrated: 2018-07-23
- Probe: EX3DV4 - SN7330; ConvF(7.79, 7.79, 7.79); Calibrated: 2018-01-22;
- Sensor-Surface: 2.5mm (Mechanical Surface Detection)
- Phantom: ELI V6.0 (20deg); Type: QD OVA 003 AA; Serial: 2013

Rear/802.11 b mode ch 1 SISO Ant.1 15mm/Area Scan (16x9x1): Measurement grid: dx=12mm, dy=12mm

Maximum value of SAR (measured) = 0.0838 W/kg

Rear/802.11 b mode ch 1 SISO Ant.1 15mm/Zoom Scan (7x7x7)/Cube 0: Measurement grid:

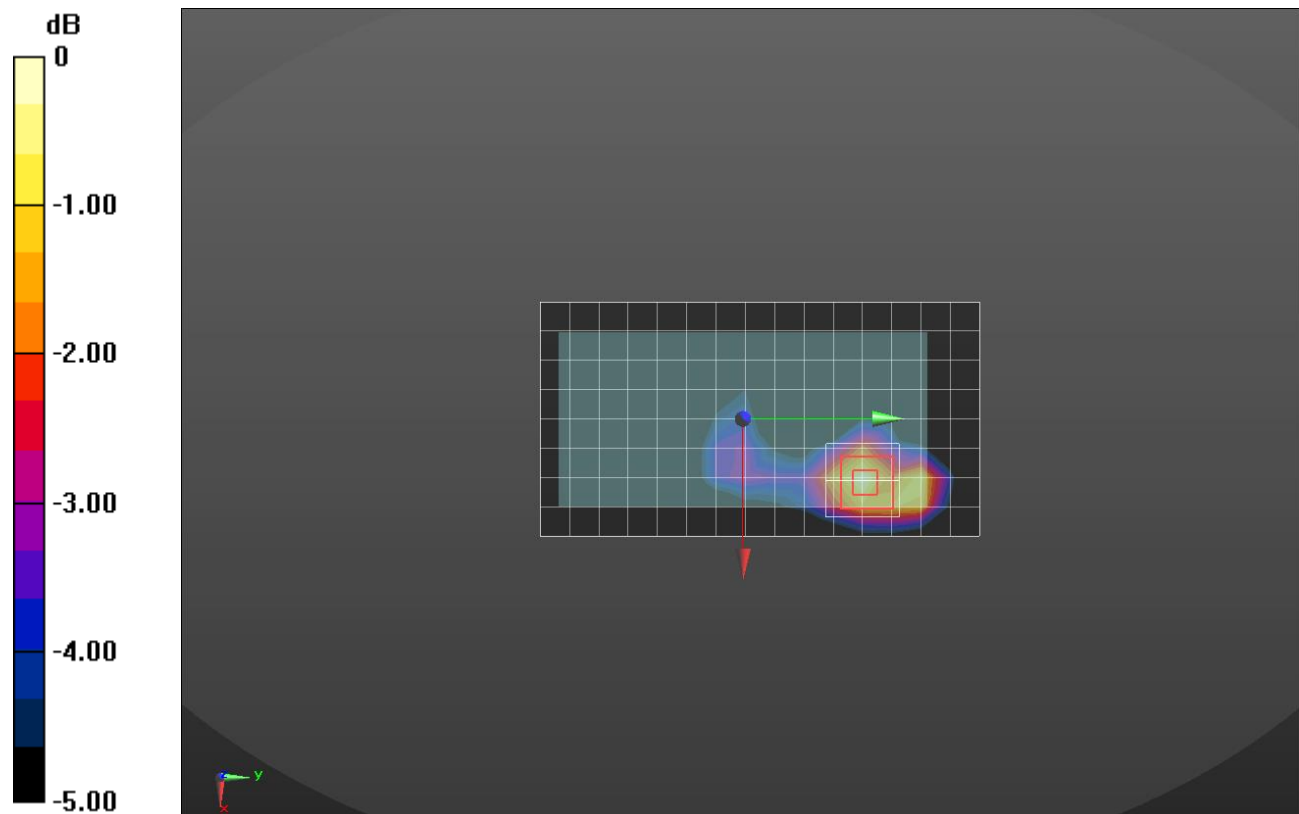
dx=5mm, dy=5mm, dz=5mm

Reference Value = 6.514 V/m; Power Drift = 0.17 dB

Peak SAR (extrapolated) = 0.122 W/kg

SAR(1 g) = 0.063 W/kg; SAR(10 g) = 0.034 W/kg

Maximum value of SAR (measured) = 0.0854 W/kg



0 dB = 0.0854 W/kg = -10.69 dBW/kg

Wi-Fi 2.4 GHz

Frequency: 2412 MHz; Duty Cycle: 1:1; Room Ambient Temperature: 23.0°C; Liquid Temperature: 22.0°C
 Medium parameters used (interpolated): $f = 2412$ MHz; $\sigma = 1.955$ S/m; $\epsilon_r = 52.964$; $\rho = 1000$ kg/m³

DASY5 Configuration:

- Area Scan Setting: Find Secondary Maximum Within: 2.0 dB and with a peak SAR value greater than 0.0012W/kg
- Electronics: DAE4 Sn1494; Calibrated: 2018-07-23
- Probe: EX3DV4 - SN7330; ConvF(7.79, 7.79, 7.79); Calibrated: 2018-01-22;
- Sensor-Surface: 2.5mm (Mechanical Surface Detection)
- Phantom: ELI V6.0 (20deg); Type: QD OVA 003 AA; Serial: 2013

Rear/802.11 b mode ch 1 SISO Ant.1 10mm/Area Scan (16x9x1): Measurement grid: dx=12mm, dy=12mm

Maximum value of SAR (measured) = 0.179 W/kg

Rear/802.11 b mode ch 1 SISO Ant.1 10mm/Zoom Scan (7x8x7)/Cube 0: Measurement grid:

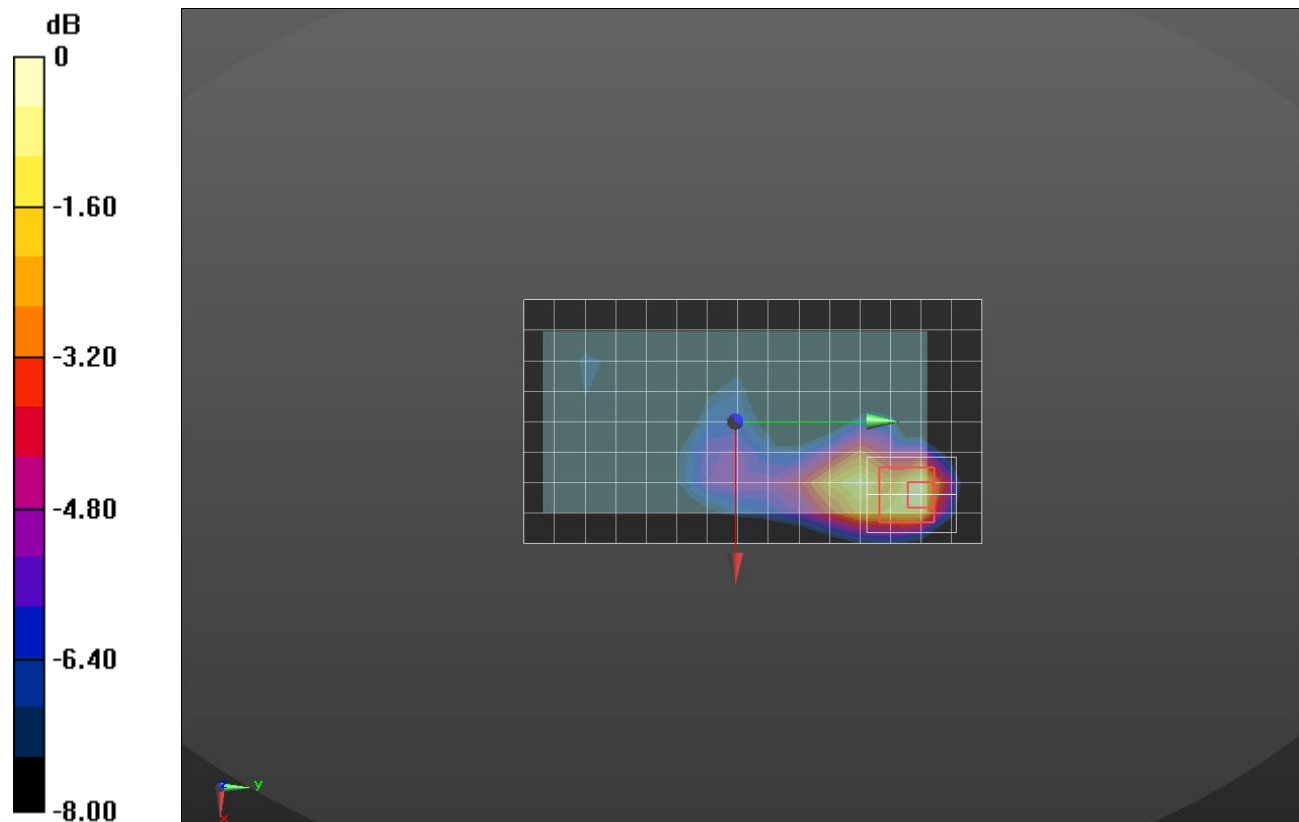
dx=5mm, dy=5mm, dz=5mm

Reference Value = 9.814 V/m; Power Drift = -0.19 dB

Peak SAR (extrapolated) = 0.284 W/kg

SAR(1 g) = 0.139 W/kg; SAR(10 g) = 0.068 W/kg

Maximum value of SAR (measured) = 0.194 W/kg



0 dB = 0.194 W/kg = -7.12 dBW/kg

Wi-Fi 2.4 GHz

Frequency: 2437 MHz; Duty Cycle: 1:1; Room Ambient Temperature: 23.0°C; Liquid Temperature: 22.0°C
 Medium parameters used (interpolated): $f = 2437$ MHz; $\sigma = 1.743$ S/m; $\epsilon_r = 39.263$; $\rho = 1000$ kg/m³

DASY5 Configuration:

- Area Scan Setting: Find Secondary Maximum Within: 2.0 dB and with a peak SAR value greater than 0.0012W/kg
- Electronics: DAE4 Sn1494; Calibrated: 2018-07-23
- Probe: EX3DV4 - SN7330; ConvF(7.71, 7.71, 7.71); Calibrated: 2018-01-22;
- Sensor-Surface: 2.5mm (Mechanical Surface Detection)
- Phantom: SAM (20deg probe tilt) with CRP v5.0_Front; Type: QD000P40CD; Serial: TP:1877

RHS/Touch_802.11 n mode ch 6 MIMO Ant.1/Area Scan (9x15x1): Measurement grid: dx=12mm, dy=12mm

Maximum value of SAR (measured) = 0.431 W/kg

RHS/Touch_802.11 n mode ch 6 MIMO Ant.1/Zoom Scan (7x8x7)/Cube 0: Measurement grid:


dx=5mm, dy=5mm, dz=5mm

Reference Value = 15.30 V/m; Power Drift = -0.19 dB

Peak SAR (extrapolated) = 0.667 W/kg

SAR(1 g) = 0.286 W/kg; SAR(10 g) = 0.127 W/kg

Maximum value of SAR (measured) = 0.404 W/kg



0 dB = 0.404 W/kg = -3.94 dBW/kg

Wi-Fi 2.4 GHz

Frequency: 2437 MHz; Duty Cycle: 1:1; Room Ambient Temperature: 23.0°C; Liquid Temperature: 22.0°C
 Medium parameters used (interpolated): $f = 2437$ MHz; $\sigma = 1.978$ S/m; $\epsilon_r = 54.617$; $\rho = 1000$ kg/m³

DASY5 Configuration:

- Area Scan Setting: Find Secondary Maximum Within: 2.0 dB and with a peak SAR value greater than 0.0012W/kg
- Electronics: DAE4 Sn1494; Calibrated: 2018-07-23
- Probe: EX3DV4 - SN7330; ConvF(7.79, 7.79, 7.79); Calibrated: 2018-01-22;
- Sensor-Surface: 2.5mm (Mechanical Surface Detection)
- Phantom: ELI V6.0 (20deg); Type: QD OVA 003 AA; Serial: 2013

Rear/802.11 n mode ch 6 MIMO Ant.1 15mm/Area Scan (16x9x1): Measurement grid: dx=12mm, dy=12mm

Maximum value of SAR (measured) = 0.0436 W/kg

Rear/802.11 n mode ch 6 MIMO Ant.1 15mm/Zoom Scan (7x7x7)/Cube 0: Measurement grid:


dx=5mm, dy=5mm, dz=5mm

Reference Value = 4.858 V/m; Power Drift = 0.17 dB

Peak SAR (extrapolated) = 0.0640 W/kg

SAR(1 g) = 0.033 W/kg; SAR(10 g) = 0.017 W/kg

Maximum value of SAR (measured) = 0.0453 W/kg



0 dB = 0.0453 W/kg = -13.44 dBW/kg

Wi-Fi 2.4 GHz

Frequency: 2437 MHz; Duty Cycle: 1:1; Room Ambient Temperature: 23.0°C; Liquid Temperature: 22.0°C
 Medium parameters used (interpolated): $f = 2437$ MHz; $\sigma = 1.978$ S/m; $\epsilon_r = 54.617$; $\rho = 1000$ kg/m³

DASY5 Configuration:

- Area Scan Setting: Find Secondary Maximum Within: 2.0 dB and with a peak SAR value greater than 0.0012W/kg
- Electronics: DAE4 Sn1494; Calibrated: 2018-07-23
- Probe: EX3DV4 - SN7330; ConvF(7.79, 7.79, 7.79); Calibrated: 2018-01-22;
- Sensor-Surface: 2.5mm (Mechanical Surface Detection)
- Phantom: ELI V6.0 (20deg); Type: QD OVA 003 AA; Serial: 2013

Edge 4/802.11 n mode ch 6 MIMO Ant.1/Area Scan (17x5x1): Measurement grid: dx=12mm, dy=12mm

Maximum value of SAR (measured) = 0.108 W/kg

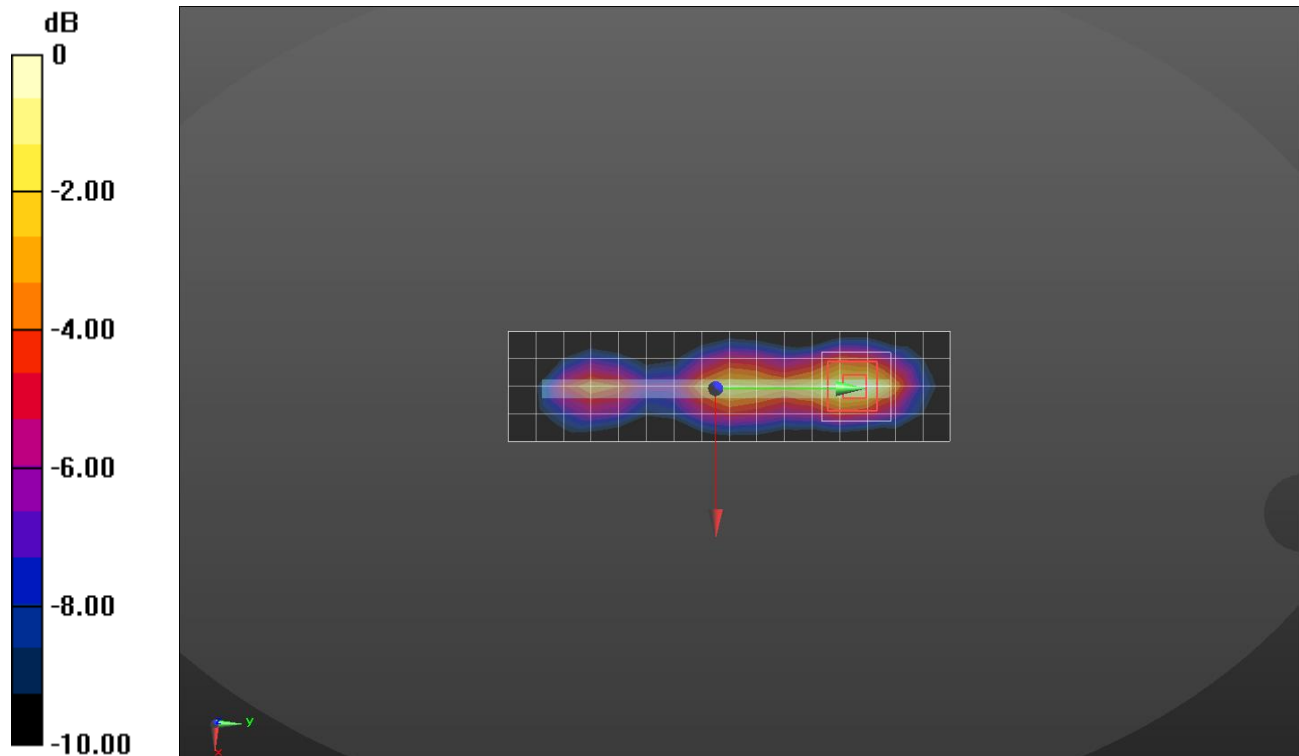
Edge 4/802.11 n mode ch 6 MIMO Ant.1/Zoom Scan (7x7x7)/Cube 0: Measurement grid: dx=5mm, dy=5mm, dz=5mm

Reference Value = 7.498 V/m; Power Drift = 0.11 dB

Peak SAR (extrapolated) = 0.174 W/kg

SAR(1 g) = 0.081 W/kg; SAR(10 g) = 0.038 W/kg

Maximum value of SAR (measured) = 0.116 W/kg



0 dB = 0.116 W/kg = -9.36 dBW/kg

Wi-Fi 5.3 GHz

Frequency: 5290 MHz; Duty Cycle: 1:1; Room Ambient Temperature: 23.0°C; Liquid Temperature: 22.0°C
 Medium parameters used: $f = 5290$ MHz; $\sigma = 4.621$ S/m; $\epsilon_r = 36.749$; $\rho = 1000$ kg/m³

DASY5 Configuration:

- Area Scan Setting: Find Secondary Maximum Within: 2.0 dB and with a peak SAR value greater than 0.0012W/kg
- Electronics: DAE4 Sn1494; Calibrated: 2018-07-23
- Probe: EX3DV4 - SN7376; ConvF(5.12, 5.12, 5.12); Calibrated: 2018-09-26;
- Sensor-Surface: 1.4mm (Mechanical Surface Detection)
- Phantom: SAM (20deg probe tilt) with CRP v5.0_Back; Type: QD000P40CD; Serial: TP:1882

RHS/Tilt_802.11 ac mode_VHT 80 ch 58 SISO Ant.1 /Area Scan (10x19x1): Measurement grid:

dx=10mm, dy=10mm

Maximum value of SAR (measured) = 0.131 W/kg

RHS/Tilt_802.11 ac mode_VHT 80 ch 58 SISO Ant.1 /Zoom Scan (10x9x7)/Cube 0:

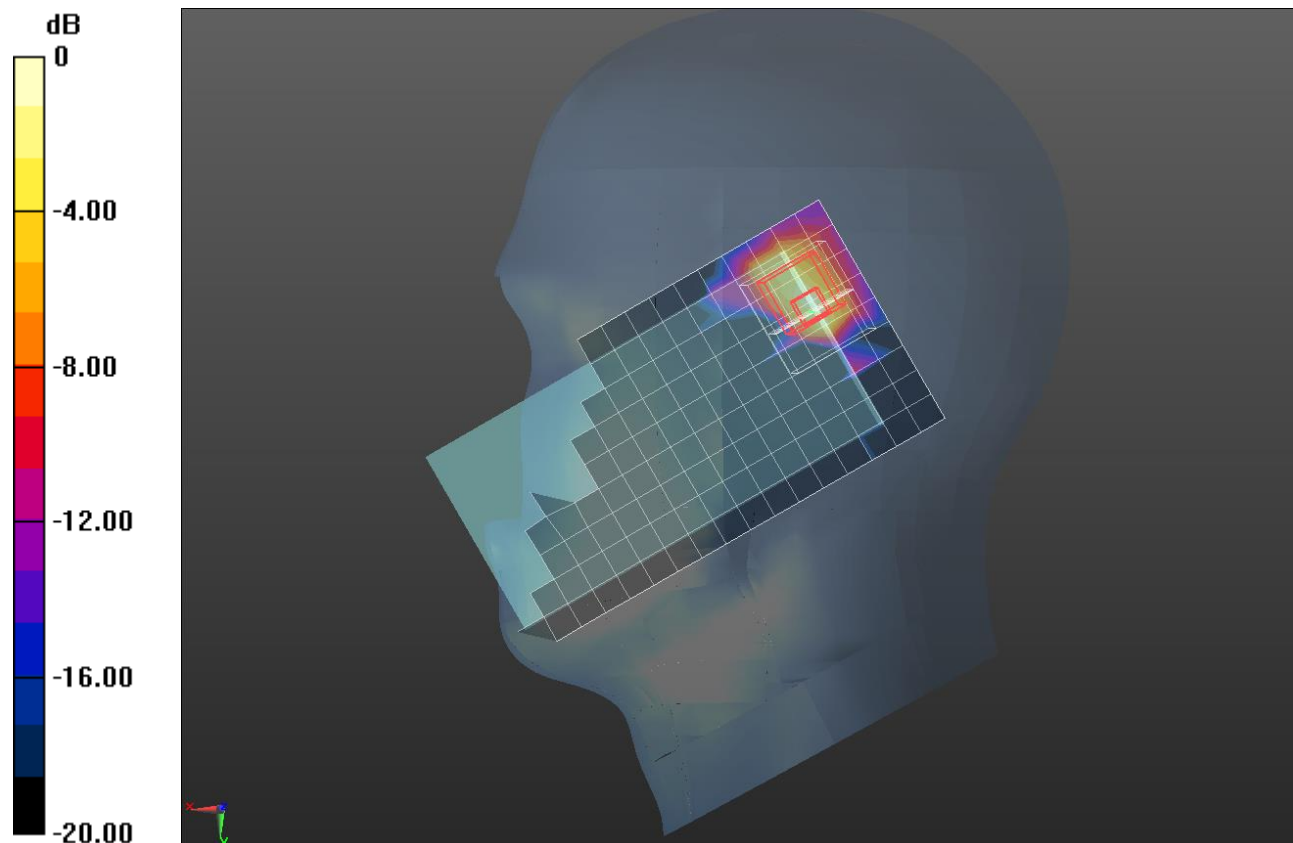
Measurement grid: dx=4mm, dy=4mm, dz=1.4mm

Reference Value = 4.678 V/m; Power Drift = 0.19 dB

Peak SAR (extrapolated) = 0.241 W/kg

SAR(1 g) = 0.047 W/kg; SAR(10 g) = 0.012 W/kg

Maximum value of SAR (measured) = 0.154 W/kg



0 dB = 0.154 W/kg = -8.12 dBW/kg

Wi-Fi 5.3 GHz

Frequency: 5310 MHz; Duty Cycle: 1:1; Room Ambient Temperature: 23.0°C; Liquid Temperature: 22.0°C
 Medium parameters used: $f = 5310 \text{ MHz}$; $\sigma = 5.368 \text{ S/m}$; $\epsilon_r = 47.625$; $\rho = 1000 \text{ kg/m}^3$

DASY5 Configuration:

- Area Scan Setting: Find Secondary Maximum Within: 2.0 dB and with a peak SAR value greater than 0.0012W/kg
- Electronics: DAE4 Sn1259; Calibrated: 7/26/2018
- Probe: EX3DV4 - SN3991; ConvF(4.56, 4.56, 4.56); Calibrated: 5/24/2018;
- Sensor-Surface: 1.4mm (Mechanical Surface Detection)
- Phantom: ELI V5.0 (20deg probe tilt)_20181018; Type: QD OVA 001 BB; Serial: 1212

Rear/802.11 n mode HT 40 ch 62 SISO Ant.2 15mm/Area Scan (20x11x1): Measurement grid:

$dx=10\text{mm}$, $dy=10\text{mm}$

Maximum value of SAR (measured) = 0.136 W/kg

Rear/802.11 n mode HT 40 ch 62 SISO Ant.2 15mm /Zoom Scan (8x8x7)/Cube 0:

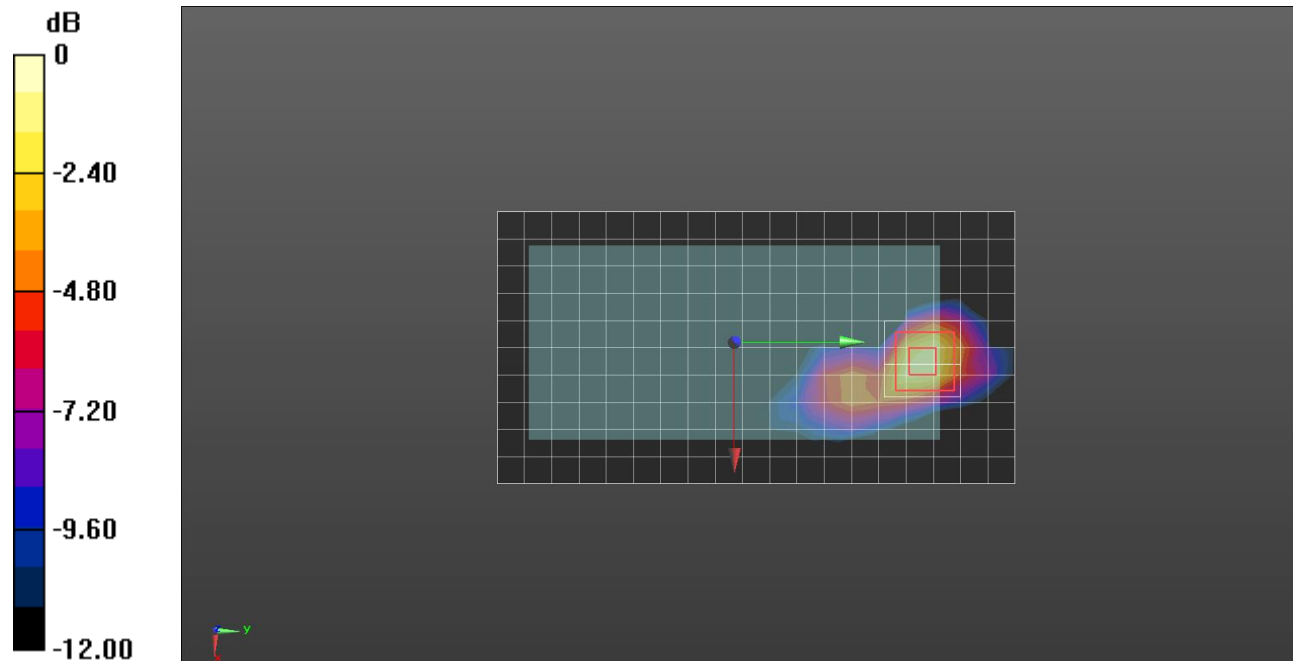
Measurement grid: $dx=4\text{mm}$, $dy=4\text{mm}$, $dz=1.4\text{mm}$

Reference Value = 6.495 V/m; Power Drift = 0.14 dB

Peak SAR (extrapolated) = 0.269 W/kg

SAR(1 g) = 0.061 W/kg; SAR(10 g) = 0.020 W/kg

Maximum value of SAR (measured) = 0.171 W/kg



0 dB = 0.171 W/kg = -7.67 dBW/kg

Wi-Fi 5.3 GHz

Frequency: 5310 MHz; Duty Cycle: 1:1; Room Ambient Temperature: 23.0°C; Liquid Temperature: 22.0°C
 Medium parameters used: $f = 5310 \text{ MHz}$; $\sigma = 5.368 \text{ S/m}$; $\epsilon_r = 47.625$; $\rho = 1000 \text{ kg/m}^3$

DASY5 Configuration:

- Area Scan Setting: Find Secondary Maximum Within: 2.0 dB and with a peak SAR value greater than 0.0012W/kg
- Electronics: DAE4 Sn1259; Calibrated: 7/26/2018
- Probe: EX3DV4 - SN3991; ConvF(4.56, 4.56, 4.56); Calibrated: 5/24/2018;
- Sensor-Surface: 1.4mm (Mechanical Surface Detection)
- Phantom: ELI V5.0 (20deg probe tilt)_20181018; Type: QD OVA 001 BB; Serial: 1212

Rear/802.11 n mode HT 40 ch 62 SISO Ant.2 0mm /Area Scan (20x11x1): Measurement grid:

$dx=10\text{mm}$, $dy=10\text{mm}$

Maximum value of SAR (measured) = 7.82 W/kg

Rear/802.11 n mode HT 40 ch 62 SISO Ant.2 0mm /Zoom Scan (8x8x7)/Cube 0:


Measurement grid: $dx=4\text{mm}$, $dy=4\text{mm}$, $dz=1.4\text{mm}$

Reference Value = 44.63 V/m; Power Drift = -0.19 dB

Peak SAR (extrapolated) = 17.6 W/kg

SAR(1 g) = 1.96 W/kg; SAR(10 g) = 0.331 W/kg

Maximum value of SAR (measured) = 6.61 W/kg



0 dB = 6.61 W/kg = 8.20 dBW/kg

Wi-Fi 5.5 GHz

Frequency: 5530 MHz; Duty Cycle: 1:1; Room Ambient Temperature: 23.0°C; Liquid Temperature: 22.0°C
 Medium parameters used: $f = 5530 \text{ MHz}$; $\sigma = 4.855 \text{ S/m}$; $\epsilon_r = 36.401$; $\rho = 1000 \text{ kg/m}^3$

DASY5 Configuration:

- Area Scan Setting: Find Secondary Maximum Within: 2.0 dB and with a peak SAR value greater than 0.0012W/kg
- Electronics: DAE4 Sn1494; Calibrated: 2018-07-23
- Probe: EX3DV4 - SN7376; ConvF(4.6, 4.6, 4.6); Calibrated: 2018-09-26;
- Sensor-Surface: 1.4mm (Mechanical Surface Detection)
- Phantom: SAM (20deg probe tilt) with CRP v5.0_Back; Type: QD000P40CD; Serial: TP:1882

RHS/Tilt_802.11 ac mode_VHT 80 ch 106 SISO Ant.1 /Area Scan (10x19x1): Measurement grid:

$dx=10\text{mm}$, $dy=10\text{mm}$

Maximum value of SAR (measured) = 0.180 W/kg

RHS/Tilt_802.11 ac mode_VHT 80 ch 106 SISO Ant.1 /Zoom Scan (10x9x7)/Cube 0:


Measurement grid: $dx=4\text{mm}$, $dy=4\text{mm}$, $dz=1.4\text{mm}$

Reference Value = 4.999 V/m; Power Drift = 0.04 dB

Peak SAR (extrapolated) = 0.293 W/kg

SAR(1 g) = 0.064 W/kg; SAR(10 g) = 0.020 W/kg

Maximum value of SAR (measured) = 0.186 W/kg



0 dB = 0.186 W/kg = -7.30 dBW/kg

Wi-Fi 5.5 GHz

Frequency: 5500 MHz; Duty Cycle: 1:1; Room Ambient Temperature: 23.0°C; Liquid Temperature: 22.0°C
 Medium parameters used: $f = 5500 \text{ MHz}$; $\sigma = 5.683 \text{ S/m}$; $\epsilon_r = 46.822$; $\rho = 1000 \text{ kg/m}^3$

DASY5 Configuration:

- Area Scan Setting: Find Secondary Maximum Within: 2.0 dB and with a peak SAR value greater than 0.0012W/kg
- Electronics: DAE4 Sn1259; Calibrated: 7/26/2018
- Probe: EX3DV4 - SN3991; ConvF(3.88, 3.88, 3.88); Calibrated: 5/24/2018;
- Sensor-Surface: 1.4mm (Mechanical Surface Detection)
- Phantom: ELI V5.0 (20deg probe tilt)_20181018; Type: QD OVA 001 BB; Serial: 1212

Rear/802.11 a mode ch 100 SISO Ant.2 15mm/Area Scan (20x11x1): Measurement grid:

$dx=10\text{mm}$, $dy=10\text{mm}$

Maximum value of SAR (measured) = 0.828 W/kg

Rear/802.11 a mode ch 100 SISO Ant.2 15mm/Zoom Scan (8x8x7)/Cube 0: Measurement grid:

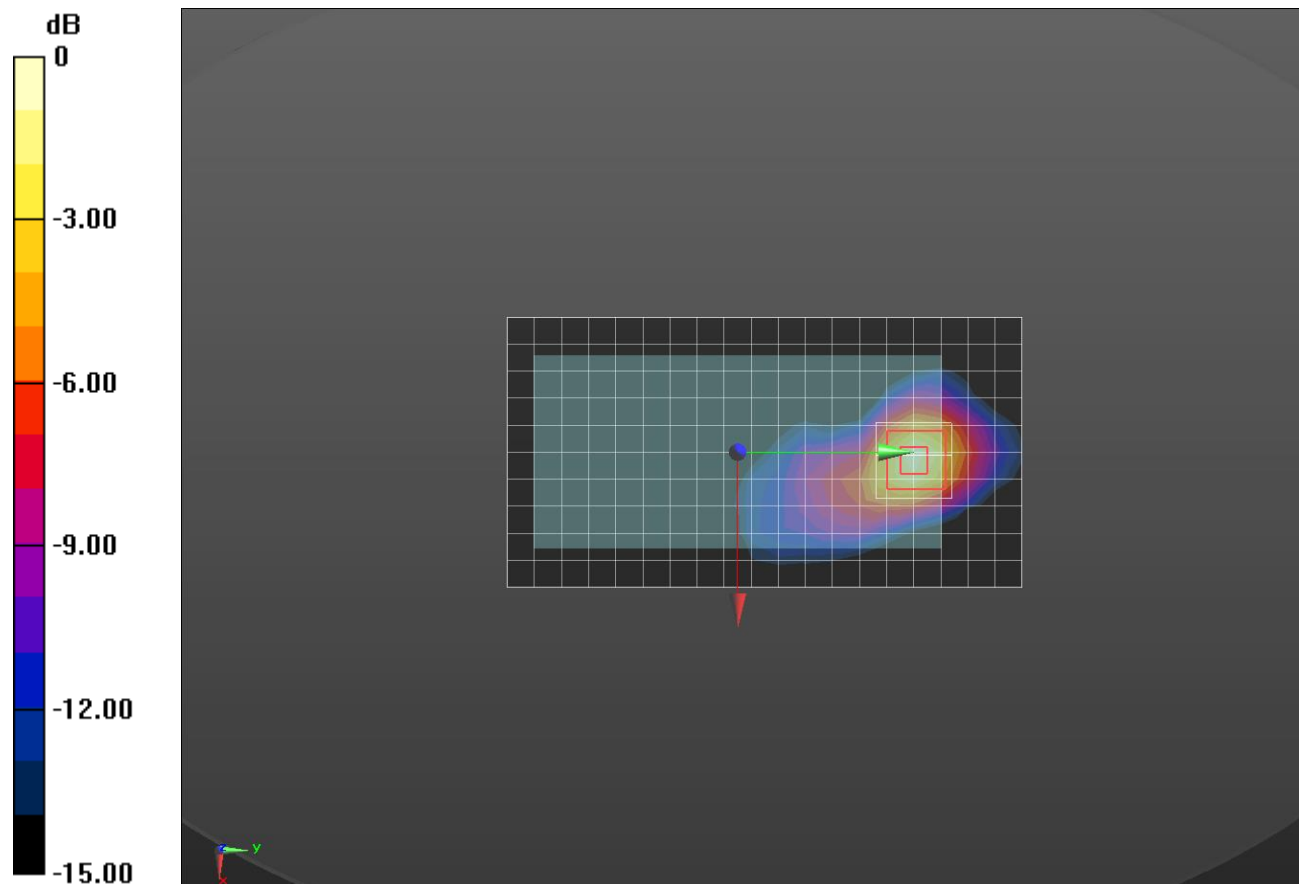
$dx=4\text{mm}$, $dy=4\text{mm}$, $dz=1.4\text{mm}$

Reference Value = 14.64 V/m; Power Drift = 0.00 dB

Peak SAR (extrapolated) = 1.48 W/kg

SAR(1 g) = 0.379 W/kg; SAR(10 g) = 0.134 W/kg

Maximum value of SAR (measured) = 0.885 W/kg



0 dB = 0.885 W/kg = -0.53 dBW/kg

Wi-Fi 5.5 GHz

Frequency: 5500 MHz; Duty Cycle: 1:1; Room Ambient Temperature: 23.0°C; Liquid Temperature: 22.0°C
 Medium parameters used: $f = 5500$ MHz; $\sigma = 5.683$ S/m; $\epsilon_r = 46.822$; $\rho = 1000$ kg/m³

DASY5 Configuration:

- Area Scan Setting: Find Secondary Maximum Within: 2.0 dB and with a peak SAR value greater than 0.0012W/kg
- Electronics: DAE4 Sn1259; Calibrated: 7/26/2018
- Probe: EX3DV4 - SN3991; ConvF(3.88, 3.88, 3.88); Calibrated: 5/24/2018;
- Sensor-Surface: 1.4mm (Mechanical Surface Detection)
- Phantom: ELI V5.0 (20deg probe tilt)_20181018; Type: QD OVA 001 BB; Serial: 1212

Rear/802.11 a mode ch 100 SISO Ant.2 0mm/Area Scan (20x11x1): Measurement grid: dx=10mm, dy=10mm

Maximum value of SAR (measured) = 13.1 W/kg

Rear/802.11 a mode ch 100 SISO Ant.2 0mm/Zoom Scan (9x9x7)/Cube 0: Measurement grid:

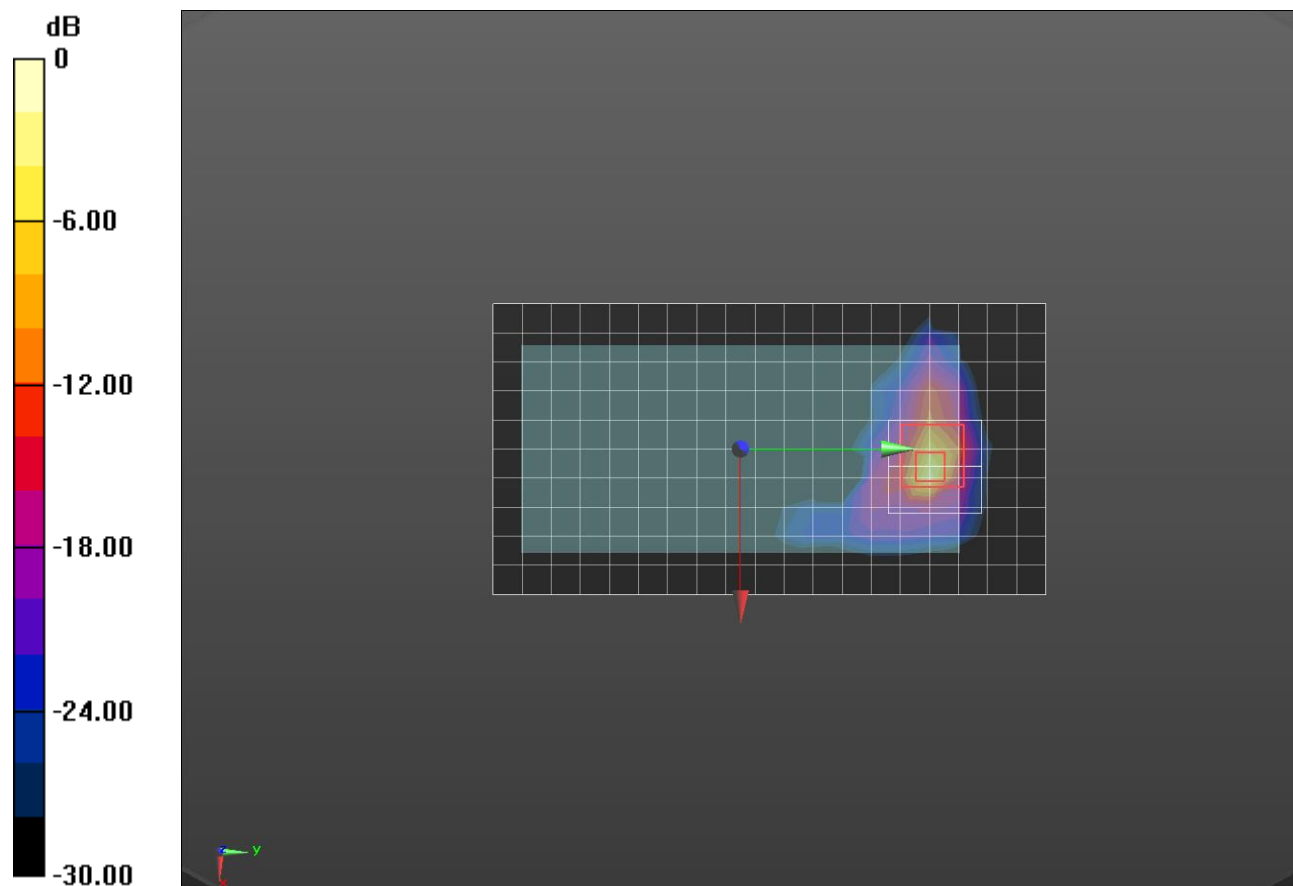
dx=4mm, dy=4mm, dz=1.4mm

Reference Value = 53.84 V/m; Power Drift = -0.00 dB

Peak SAR (extrapolated) = 52.9 W/kg

SAR(1 g) = 5.94 W/kg; SAR(10 g) = 1.05 W/kg

Maximum value of SAR (measured) = 24.0 W/kg



0 dB = 24.0 W/kg = 13.80 dBW/kg

Wi-Fi 5.8 GHz

Frequency: 5775 MHz; Duty Cycle: 1:1; Room Ambient Temperature: 23.0°C; Liquid Temperature: 22.0°C
 Medium parameters used: $f = 5775 \text{ MHz}$; $\sigma = 5.113 \text{ S/m}$; $\epsilon_r = 36.052$; $\rho = 1000 \text{ kg/m}^3$

DASY5 Configuration:

- Area Scan Setting: Find Secondary Maximum Within: 2.0 dB and with a peak SAR value greater than 0.0012W/kg
- Electronics: DAE4 Sn1494; Calibrated: 2018-07-23
- Probe: EX3DV4 - SN7376; ConvF(4.63, 4.63, 4.63); Calibrated: 2018-09-26;
- Sensor-Surface: 1.4mm (Mechanical Surface Detection)
- Phantom: SAM (20deg probe tilt) with CRP v5.0_Back; Type: QD000P40CD; Serial: TP:1882

RHS/Tilt_802.11 ac mode_VHT 80 ch 155 SISO Ant.1 /Area Scan (10x19x1): Measurement grid:

$dx=10\text{mm}$, $dy=10\text{mm}$

Maximum value of SAR (measured) = 0.267 W/kg

RHS/Tilt_802.11 ac mode_VHT 80 ch 155 SISO Ant.1 /Zoom Scan (8x8x7)/Cube 0:

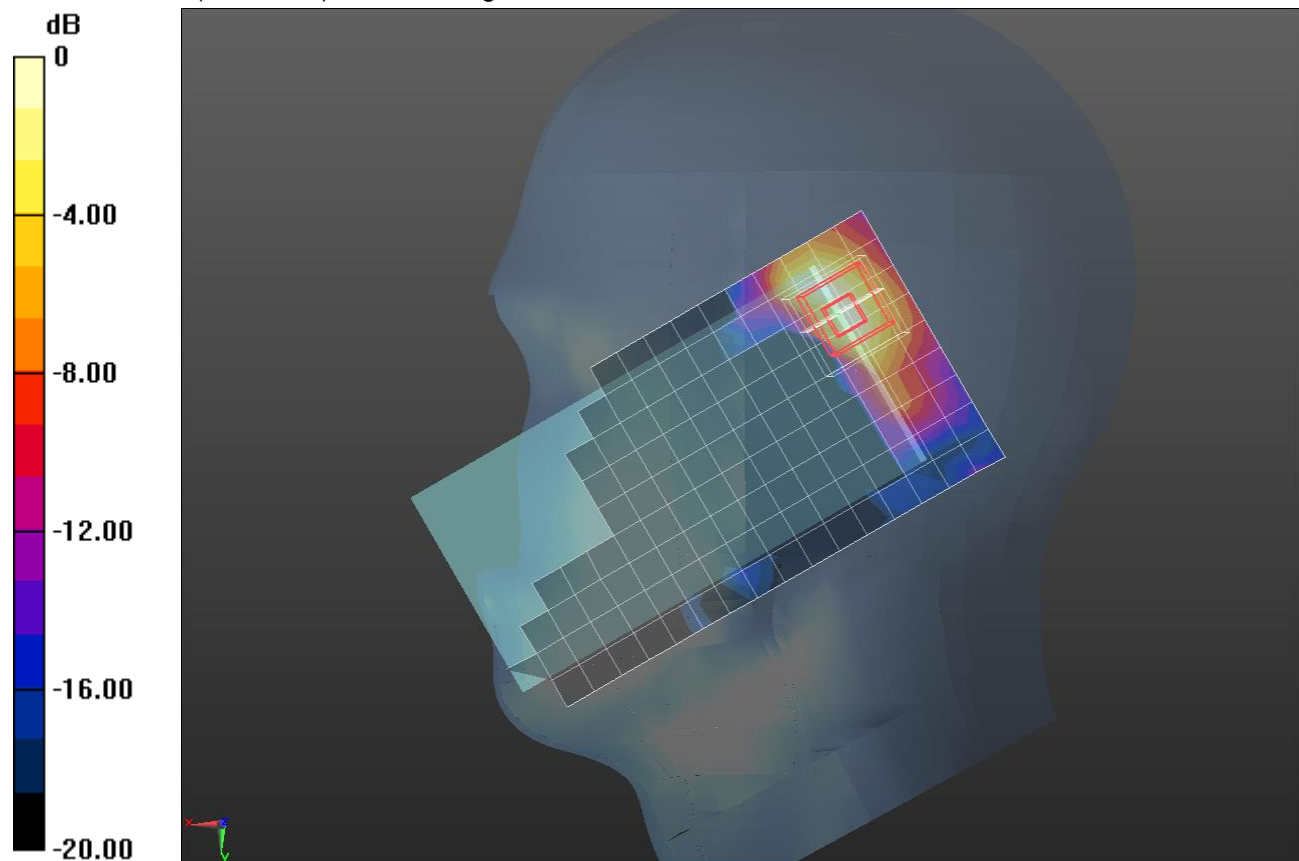
Measurement grid: $dx=4\text{mm}$, $dy=4\text{mm}$, $dz=1.4\text{mm}$

Reference Value = 6.524 V/m; Power Drift = 0.09 dB

Peak SAR (extrapolated) = 0.577 W/kg

SAR(1 g) = 0.116 W/kg; SAR(10 g) = 0.038 W/kg

Maximum value of SAR (measured) = 0.343 W/kg



0 dB = 0.267 W/kg = -5.73 dBW/kg

Wi-Fi 5.8 GHz

Frequency: 5745 MHz; Duty Cycle: 1:1; Room Ambient Temperature: 23.0°C; Liquid Temperature: 22.0°C
 Medium parameters used: $f = 5745 \text{ MHz}$; $\sigma = 5.978 \text{ S/m}$; $\epsilon_r = 46.209$; $\rho = 1000 \text{ kg/m}^3$

DASY5 Configuration:

- Area Scan Setting: Find Secondary Maximum Within: 2.0 dB and with a peak SAR value greater than 0.0012W/kg
- Electronics: DAE4 Sn1259; Calibrated: 2018-07-26
- Probe: EX3DV4 - SN3991; ConvF(4.13, 4.13, 4.13); Calibrated: 2018-05-24;
- Sensor-Surface: 1.4mm (Mechanical Surface Detection)
- Phantom: ELI V5.0 (20deg probe tilt)_20181018; Type: QD OVA 001 BB; Serial: 1212

Rear_10mm/802.11 a mode ch 149 SISO Ant.1 10mm/Area Scan (20x11x1): Measurement grid:

$dx=10\text{mm}$, $dy=10\text{mm}$

Maximum value of SAR (measured) = 0.953 W/kg

Rear_10mm/802.11 a mode ch 149 SISO Ant.1 10mm/Zoom Scan (9x9x7)/Cube 0:


Measurement grid: $dx=4\text{mm}$, $dy=4\text{mm}$, $dz=1.4\text{mm}$

Reference Value = 16.51 V/m; Power Drift = -0.13 dB

Peak SAR (extrapolated) = 2.12 W/kg

SAR(1 g) = 0.484 W/kg; SAR(10 g) = 0.157 W/kg

Maximum value of SAR (measured) = 1.22 W/kg



0 dB = 0.953 W/kg = -0.21 dBW/kg

Wi-Fi 5.8 GHz

Frequency: 5745 MHz; Duty Cycle: 1:1; Room Ambient Temperature: 23.0°C; Liquid Temperature: 22.0°C
 Medium parameters used: $f = 5745 \text{ MHz}$; $\sigma = 5.944 \text{ S/m}$; $\epsilon_r = 46.95$; $\rho = 1000 \text{ kg/m}^3$

DASY5 Configuration:

- Area Scan Setting: Find Secondary Maximum Within: 2.0 dB and with a peak SAR value greater than 0.0012W/kg
- Electronics: DAE4 Sn1259; Calibrated: 2018-07-26
- Probe: EX3DV4 - SN3991; ConvF(4.13, 4.13, 4.13); Calibrated: 2018-05-24;
- Sensor-Surface: 1.4mm (Mechanical Surface Detection)
- Phantom: ELI V5.0 (20deg probe tilt)_20181018; Type: QD OVA 001 BB; Serial: 1212

Rear/802.11 a mode ch 149 SISO Ant.2 15mm/Area Scan (20x11x1): Measurement grid:

$dx=10\text{mm}$, $dy=10\text{mm}$

Maximum value of SAR (measured) = 0.761 W/kg

Rear/802.11 a mode ch 149 SISO Ant.2 15mm/Zoom Scan (8x8x7)/Cube 0: Measurement grid:


$dx=4\text{mm}$, $dy=4\text{mm}$, $dz=1.4\text{mm}$

Reference Value = 13.50 V/m; Power Drift = 0.02 dB

Peak SAR (extrapolated) = 1.48 W/kg

SAR(1 g) = 0.333 W/kg; SAR(10 g) = 0.119 W/kg

Maximum value of SAR (measured) = 0.817 W/kg



0 dB = 0.761 W/kg = -1.19 dBW/kg

Wi-Fi 5.3 GHz

Frequency: 5290 MHz; Duty Cycle: 1:1; Room Ambient Temperature: 23.0°C; Liquid Temperature: 22.0°C
 Medium parameters used (interpolated): $f = 5290$ MHz; $\sigma = 5.38$ S/m; $\epsilon_r = 46.908$; $\rho = 1000$ kg/m³

DASY5 Configuration:

- Area Scan Setting: Find Secondary Maximum Within: 2.0 dB and with a peak SAR value greater than 0.0012W/kg
- Electronics: DAE4 Sn1259; Calibrated: 7/26/2018
- Probe: EX3DV4 - SN3991; ConvF(4.56, 4.56, 4.56); Calibrated: 5/24/2018;
- Sensor-Surface: 1.4mm (Mechanical Surface Detection)
- Phantom: ELI V5.0 (20deg probe tilt)_20181018; Type: QD OVA 001 BB; Serial: 1212

Rear/802.11ac_VHT 80 ch 58 SISO Ant.2 15mm/Area Scan (20x11x1): Measurement grid:

$dx=10$ mm, $dy=10$ mm

Maximum value of SAR (measured) = 0.0992 W/kg

Rear/802.11ac_VHT 80 ch 58 SISO Ant.2 15mm/Zoom Scan (9x9x7)/Cube 0: Measurement grid:


$dx=4$ mm, $dy=4$ mm, $dz=1.4$ mm

Reference Value = 5.586 V/m; Power Drift = 0.12 dB

Peak SAR (extrapolated) = 0.325 W/kg

SAR(1 g) = 0.046 W/kg; SAR(10 g) = 0.014 W/kg

Maximum value of SAR (measured) = 0.124 W/kg



0 dB = 0.124 W/kg = -9.07 dBW/kg

Wi-Fi 5.3 GHz

Frequency: 5290 MHz; Duty Cycle: 1:1; Room Ambient Temperature: 23.0°C; Liquid Temperature: 22.0°C
 Medium parameters used: $f = 5290$ MHz; $\sigma = 4.861$ S/m; $\epsilon_r = 35.973$; $\rho = 1000$ kg/m³

DASY5 Configuration:

- Area Scan Setting: Find Secondary Maximum Within: 2.0 dB and with a peak SAR value greater than 0.0012W/kg
- Electronics: DAE4 Sn1494; Calibrated: 2018-07-23
- Probe: EX3DV4 - SN7376; ConvF(5.12, 5.12, 5.12); Calibrated: 2018-09-26;
- Sensor-Surface: 1.4mm (Mechanical Surface Detection)
- Phantom: SAM (20deg probe tilt) with CRP v5.0_Back; Type: QD000P40CD; Serial: TP:1882

RHS/Tilt_802.11 ac mode_VHT 80 ch 58 MIMO Ant.1 /Area Scan (11x20x1): Measurement grid:

$dx=10$ mm, $dy=10$ mm

Maximum value of SAR (measured) = 0.0838 W/kg

RHS/Tilt_802.11 ac mode_VHT 80 ch 58 MIMO Ant.1 /Zoom Scan (8x8x7)/Cube 0:

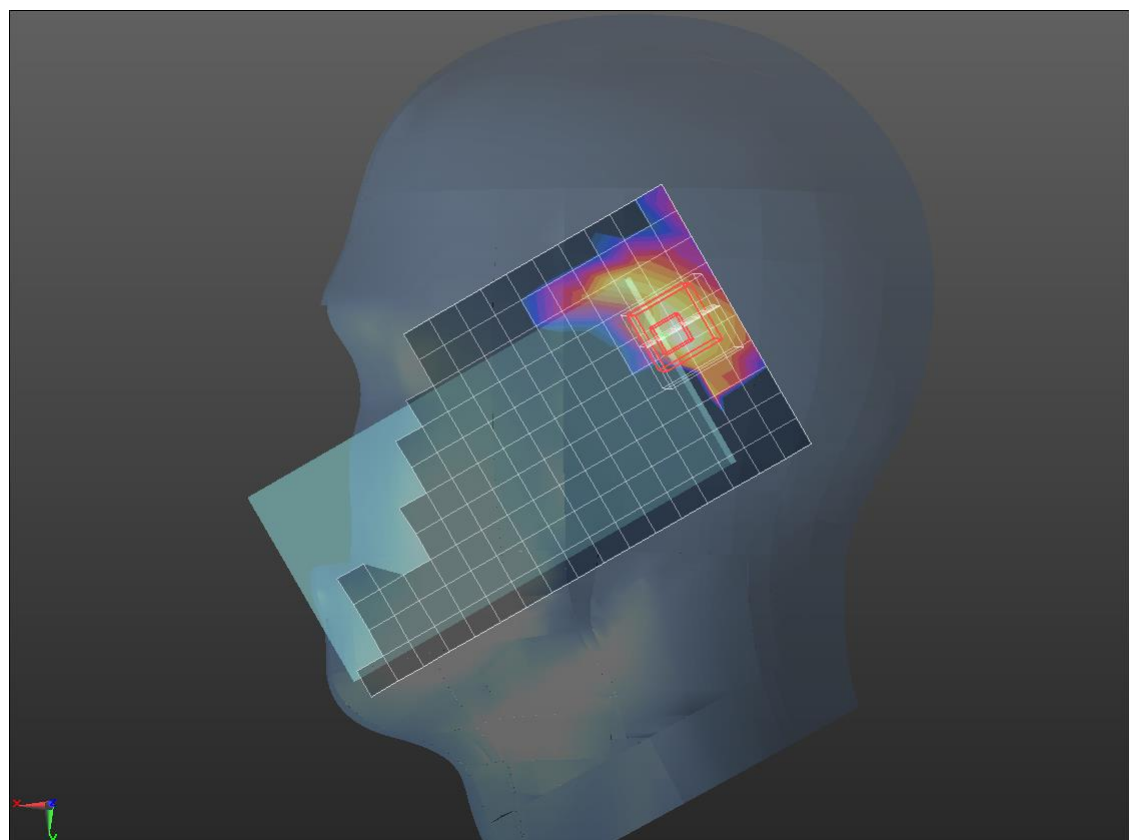
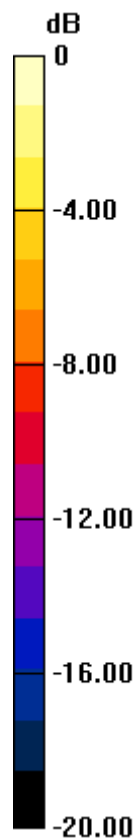
Measurement grid: $dx=4$ mm, $dy=4$ mm, $dz=1.4$ mm

Reference Value = 2.832 V/m; Power Drift = 0.19 dB

Peak SAR (extrapolated) = 0.232 W/kg

SAR(1 g) = 0.027 W/kg; SAR(10 g) = 0.00768 W/kg

Maximum value of SAR (measured) = 0.0976 W/kg



0 dB = 0.0838 W/kg = -10.77 dBW/kg

Wi-Fi 5.3 GHz

Frequency: 5290 MHz; Duty Cycle: 1:1; Room Ambient Temperature: 23.0°C; Liquid Temperature: 22.0°C
 Medium parameters used (interpolated): $f = 5290$ MHz; $\sigma = 5.38$ S/m; $\epsilon_r = 46.908$; $\rho = 1000$ kg/m³

DASY5 Configuration:

- Area Scan Setting: Find Secondary Maximum Within: 2.0 dB and with a peak SAR value greater than 0.0012W/kg
- Electronics: DAE4 Sn1259; Calibrated: 7/26/2018
- Probe: EX3DV4 - SN3991; ConvF(4.56, 4.56, 4.56); Calibrated: 5/24/2018;
- Sensor-Surface: 1.4mm (Mechanical Surface Detection)
- Phantom: ELI V5.0 (20deg probe tilt)_20181018; Type: QD OVA 001 BB; Serial: 1212

Rear/802.11ac_VHT 80 ch 58 MIMO Ant.2 0mm/Area Scan (20x11x1): Measurement grid:

$dx=10$ mm, $dy=10$ mm

Maximum value of SAR (measured) = 4.98 W/kg

Rear/802.11ac_VHT 80 ch 58 MIMO Ant.2 0mm/Zoom Scan (9x9x7)/Cube 0: Measurement

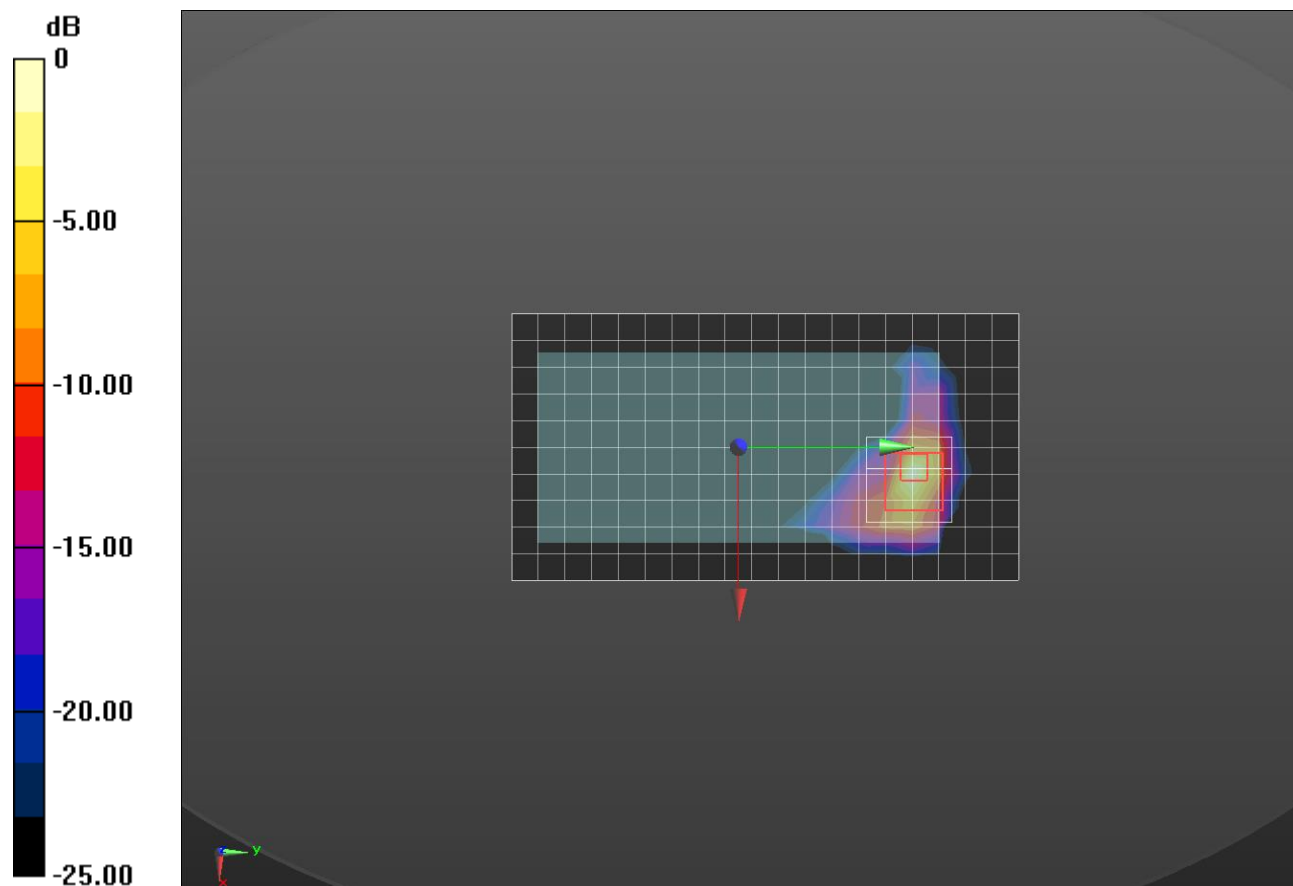
grid: $dx=4$ mm, $dy=4$ mm, $dz=1.4$ mm

Reference Value = 35.07 V/m; Power Drift = 0.18 dB

Peak SAR (extrapolated) = 10.8 W/kg

SAR(1 g) = 1.45 W/kg; SAR(10 g) = 0.289 W/kg

Maximum value of SAR (measured) = 5.26 W/kg



0 dB = 5.26 W/kg = 7.21 dBW/kg

Wi-Fi 5.5 GHz

Frequency: 5530 MHz; Duty Cycle: 1:1; Room Ambient Temperature: 23.0°C; Liquid Temperature: 22.0°C

Medium parameters used: $f = 5530$ MHz; $\sigma = 5.108$ S/m; $\epsilon_r = 35.587$; $\rho = 1000$ kg/m³

DASY5 Configuration:

- Area Scan Setting: Find Secondary Maximum Within: 2.0 dB and with a peak SAR value greater than 0.0012W/kg
- Electronics: DAE4 Sn1494; Calibrated: 2018-07-23
- Probe: EX3DV4 - SN7376; ConvF(4.6, 4.6, 4.6); Calibrated: 2018-09-26;
- Sensor-Surface: 1.4mm (Mechanical Surface Detection)
- Phantom: SAM (20deg probe tilt) with CRP v5.0_Back; Type: QD000P40CD; Serial: TP:1882

RHS/Tilt_802.11 ac mode_VHT 80 ch 106 MIMO Ant.1 /Area Scan (10x19x1): Measurement

grid: dx=10mm, dy=10mm

Maximum value of SAR (measured) = 0.302 W/kg

RHS/Tilt_802.11 ac mode_VHT 80 ch 106 MIMO Ant.1 /Zoom Scan (9x9x7)/Cube 0:

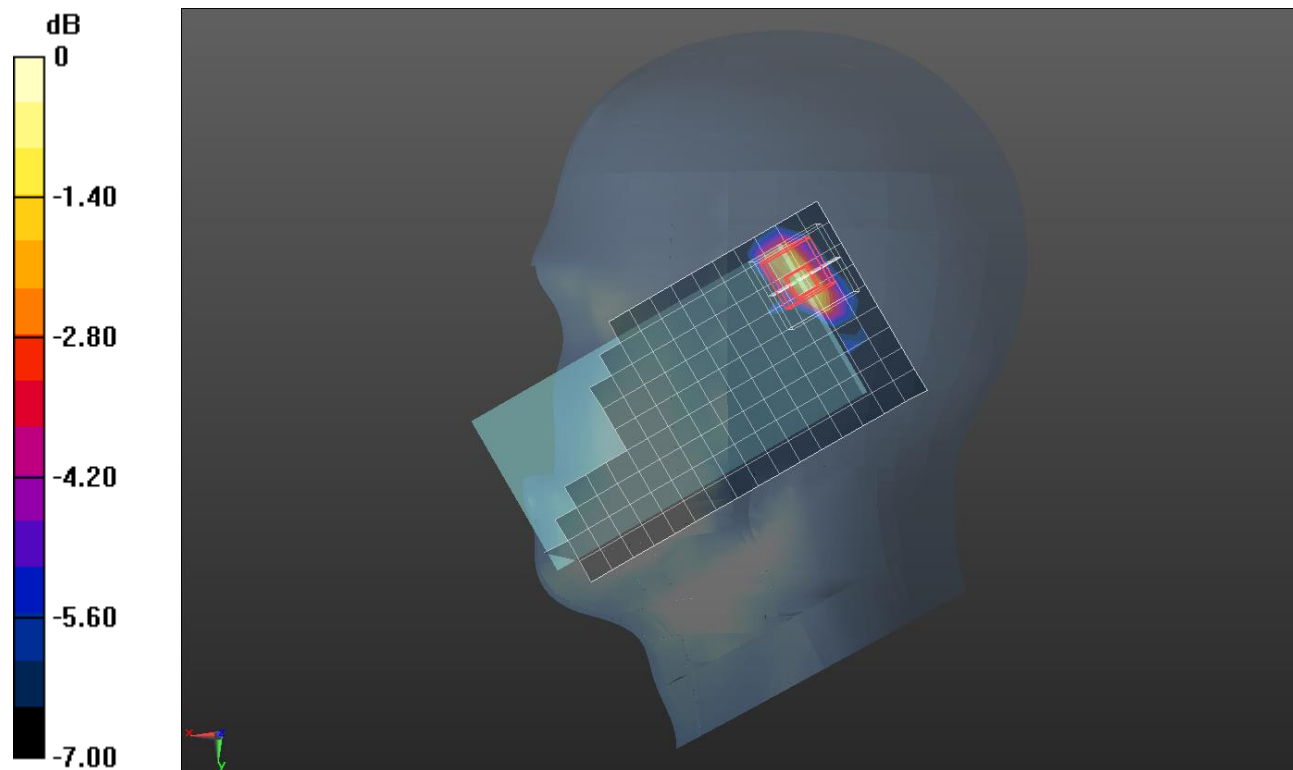
Measurement grid: dx=4mm, dy=4mm, dz=1.4mm

Reference Value = 6.964 V/m; Power Drift = 0.16 dB

Peak SAR (extrapolated) = 0.559 W/kg

SAR(1 g) = 0.114 W/kg; SAR(10 g) = 0.037 W/kg

Maximum value of SAR (measured) = 0.340 W/kg



0 dB = 0.340 W/kg = -4.69 dBW/kg

Wi-Fi 5.5 GHz

Frequency: 5530 MHz; Duty Cycle: 1:1; Room Ambient Temperature: 23.0°C; Liquid Temperature: 22.0°C
 Medium parameters used (interpolated): $f = 5530 \text{ MHz}$; $\sigma = 5.69 \text{ S/m}$; $\epsilon_r = 46.53$; $\rho = 1000 \text{ kg/m}^3$

DASY5 Configuration:

- Area Scan Setting: Find Secondary Maximum Within: 2.0 dB and with a peak SAR value greater than 0.0012W/kg
- Electronics: DAE4 Sn1259; Calibrated: 7/26/2018
- Probe: EX3DV4 - SN3991; ConvF(3.88, 3.88, 3.88); Calibrated: 5/24/2018;
- Sensor-Surface: 1.4mm (Mechanical Surface Detection)
- Phantom: ELI V5.0 (20deg probe tilt)_20181018; Type: QD OVA 001 BB; Serial: 1212

Rear/802.11ac_VHT 80 ch 106 MIMO Ant.2 15mm/Area Scan (20x11x1): Measurement grid:

$dx=10\text{mm}$, $dy=10\text{mm}$

Maximum value of SAR (measured) = 0.581 W/kg

Rear/802.11ac_VHT 80 ch 106 MIMO Ant.2 15mm/Zoom Scan (9x9x7)/Cube 0: Measurement

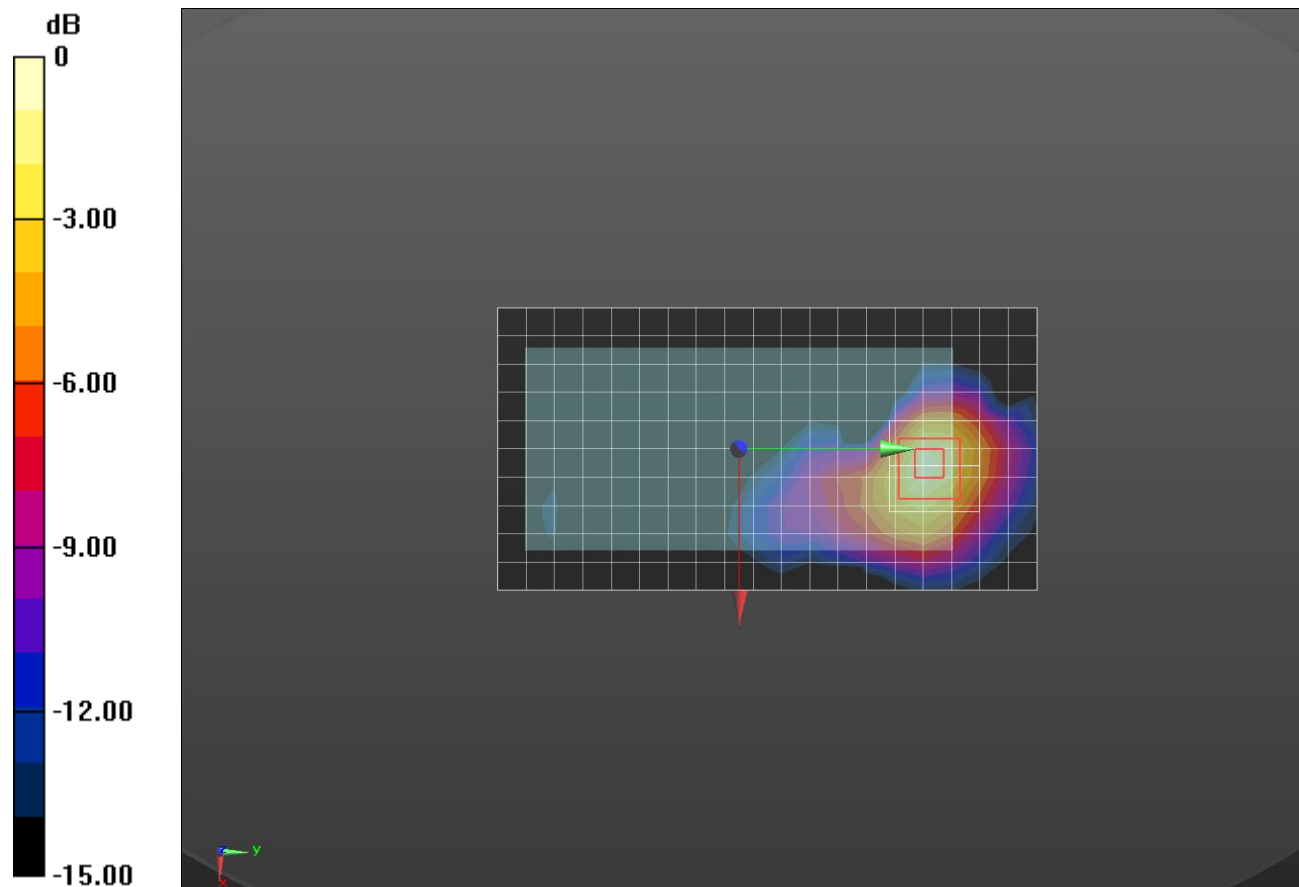
grid: $dx=4\text{mm}$, $dy=4\text{mm}$, $dz=1.4\text{mm}$

Reference Value = 12.10 V/m; Power Drift = 0.07 dB

Peak SAR (extrapolated) = 1.09 W/kg

SAR(1 g) = 0.274 W/kg; SAR(10 g) = 0.099 W/kg

Maximum value of SAR (measured) = 0.645 W/kg



0 dB = 0.645 W/kg = -1.90 dBW/kg

Wi-Fi 5.5 GHz

Frequency: 5530 MHz; Duty Cycle: 1:1; Room Ambient Temperature: 23.0°C; Liquid Temperature: 22.0°C
 Medium parameters used (interpolated): $f = 5530$ MHz; $\sigma = 5.69$ S/m; $\epsilon_r = 46.53$; $\rho = 1000$ kg/m³

DASY5 Configuration:

- Area Scan Setting: Find Secondary Maximum Within: 2.0 dB and with a peak SAR value greater than 0.0012W/kg
- Electronics: DAE4 Sn1259; Calibrated: 7/26/2018
- Probe: EX3DV4 - SN3991; ConvF(3.88, 3.88, 3.88); Calibrated: 5/24/2018;
- Sensor-Surface: 1.4mm (Mechanical Surface Detection)
- Phantom: ELI V5.0 (20deg probe tilt)_20181018; Type: QD OVA 001 BB; Serial: 1212

Rear/802.11ac_VHT 80 ch 106 MIMO Ant.2 0mm/Area Scan (20x11x1): Measurement grid:

$dx=10$ mm, $dy=10$ mm

Maximum value of SAR (measured) = 17.9 W/kg

Rear/802.11ac_VHT 80 ch 106 MIMO Ant.2 0mm/Zoom Scan (9x9x7)/Cube 0: Measurement

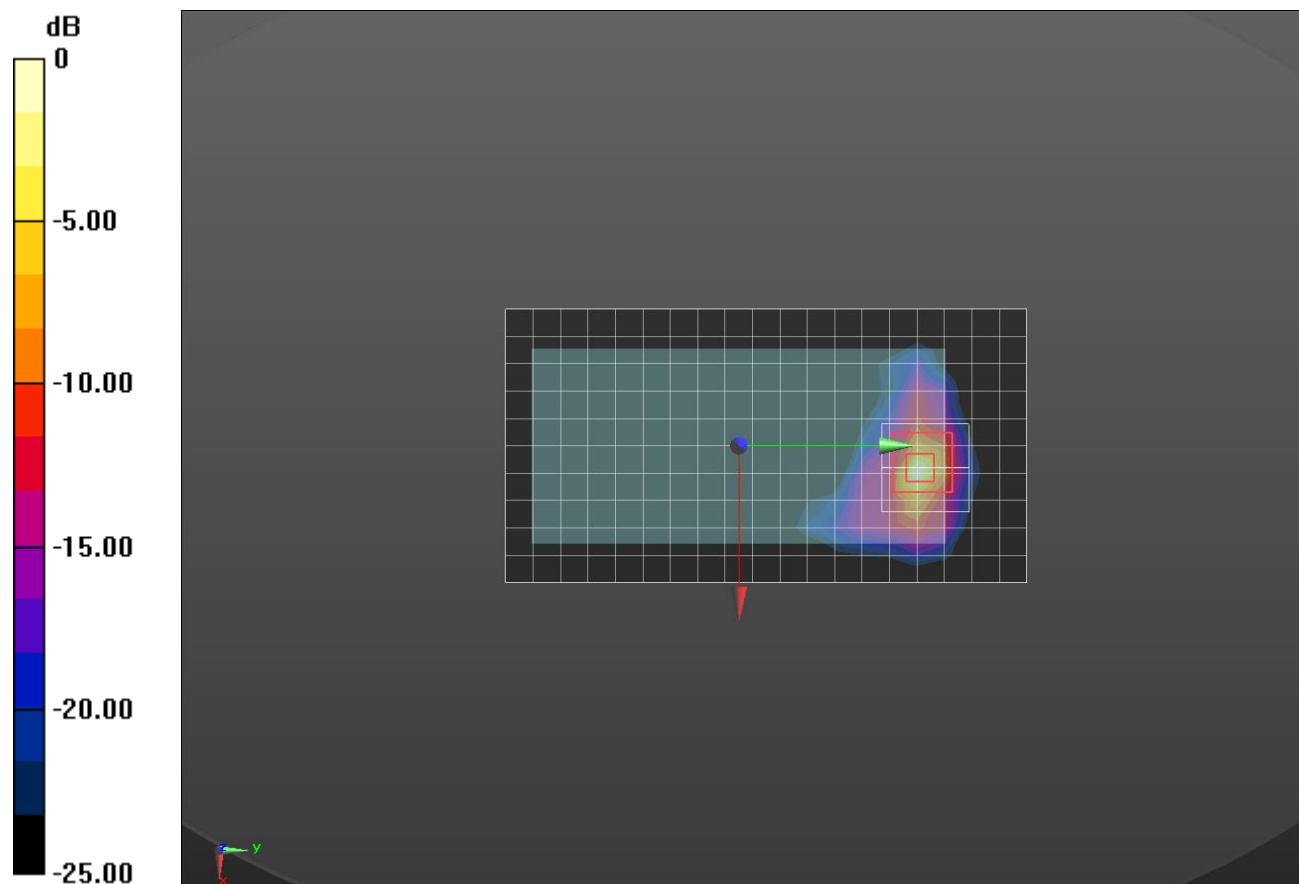
grid: $dx=4$ mm, $dy=4$ mm, $dz=1.4$ mm

Reference Value = 65.92 V/m; Power Drift = 0.09 dB

Peak SAR (extrapolated) = 39.1 W/kg

SAR(1 g) = 4.56 W/kg; SAR(10 g) = 0.875 W/kg

Maximum value of SAR (measured) = 16.6 W/kg



0 dB = 16.6 W/kg = 12.20 dBW/kg

Wi-Fi 5.8 GHz

Frequency: 5775 MHz; Duty Cycle: 1:1; Room Ambient Temperature: 23.0°C; Liquid Temperature: 22.0°C
 Medium parameters used: $f = 5775 \text{ MHz}$; $\sigma = 5.381 \text{ S/m}$; $\epsilon_r = 35.19$; $\rho = 1000 \text{ kg/m}^3$

DASY5 Configuration:

- Area Scan Setting: Find Secondary Maximum Within: 2.0 dB and with a peak SAR value greater than 0.0012W/kg
- Electronics: DAE4 Sn1494; Calibrated: 2018-07-23
- Probe: EX3DV4 - SN7376; ConvF(4.63, 4.63, 4.63); Calibrated: 2018-09-26;
- Sensor-Surface: 1.4mm (Mechanical Surface Detection)
- Phantom: SAM (20deg probe tilt) with CRP v5.0_Back; Type: QD000P40CD; Serial: TP:1882

RHS/Tilt_802.11 ac mode_VHT 80 ch 155 MIMO Ant.1 /Area Scan (11x20x1): Measurement

grid: dx=10mm, dy=10mm

Maximum value of SAR (measured) = 0.416 W/kg

RHS/Tilt_802.11 ac mode_VHT 80 ch 155 MIMO Ant.1 /Zoom Scan (8x8x7)/Cube 0:


Measurement grid: dx=4mm, dy=4mm, dz=1.4mm

Reference Value = 7.605 V/m; Power Drift = 0.19 dB

Peak SAR (extrapolated) = 0.711 W/kg

SAR(1 g) = 0.149 W/kg; SAR(10 g) = 0.045 W/kg

Maximum value of SAR (measured) = 0.424 W/kg



0 dB = 0.416 W/kg = -3.81 dBW/kg

Wi-Fi 5.8 GHz

Frequency: 5775 MHz; Duty Cycle: 1:1; Room Ambient Temperature: 23.0°C; Liquid Temperature: 22.0°C

Medium parameters used: $f = 5775$ MHz; $\sigma = 6.029$ S/m; $\epsilon_r = 46.178$; $\rho = 1000$ kg/m³

DASY5 Configuration:

- Area Scan Setting: Find Secondary Maximum Within: 2.0 dB and with a peak SAR value greater than 0.0012W/kg
- Electronics: DAE4 Sn1259; Calibrated: 7/26/2018
- Probe: EX3DV4 - SN3991; ConvF(4.13, 4.13, 4.13); Calibrated: 5/24/2018;
- Sensor-Surface: 1.4mm (Mechanical Surface Detection)
- Phantom: ELI V5.0 (20deg probe tilt)_20181018; Type: QD OVA 001 BB; Serial: 1212

Rear/802.11ac_VHT 80 ch 155 MIMO Ant.2 15mm/Area Scan (20x11x1): Measurement grid:

$dx=10$ mm, $dy=10$ mm

Maximum value of SAR (measured) = 0.435 W/kg

Rear/802.11ac_VHT 80 ch 155 MIMO Ant.2 15mm/Zoom Scan (10x9x7)/Cube 0:

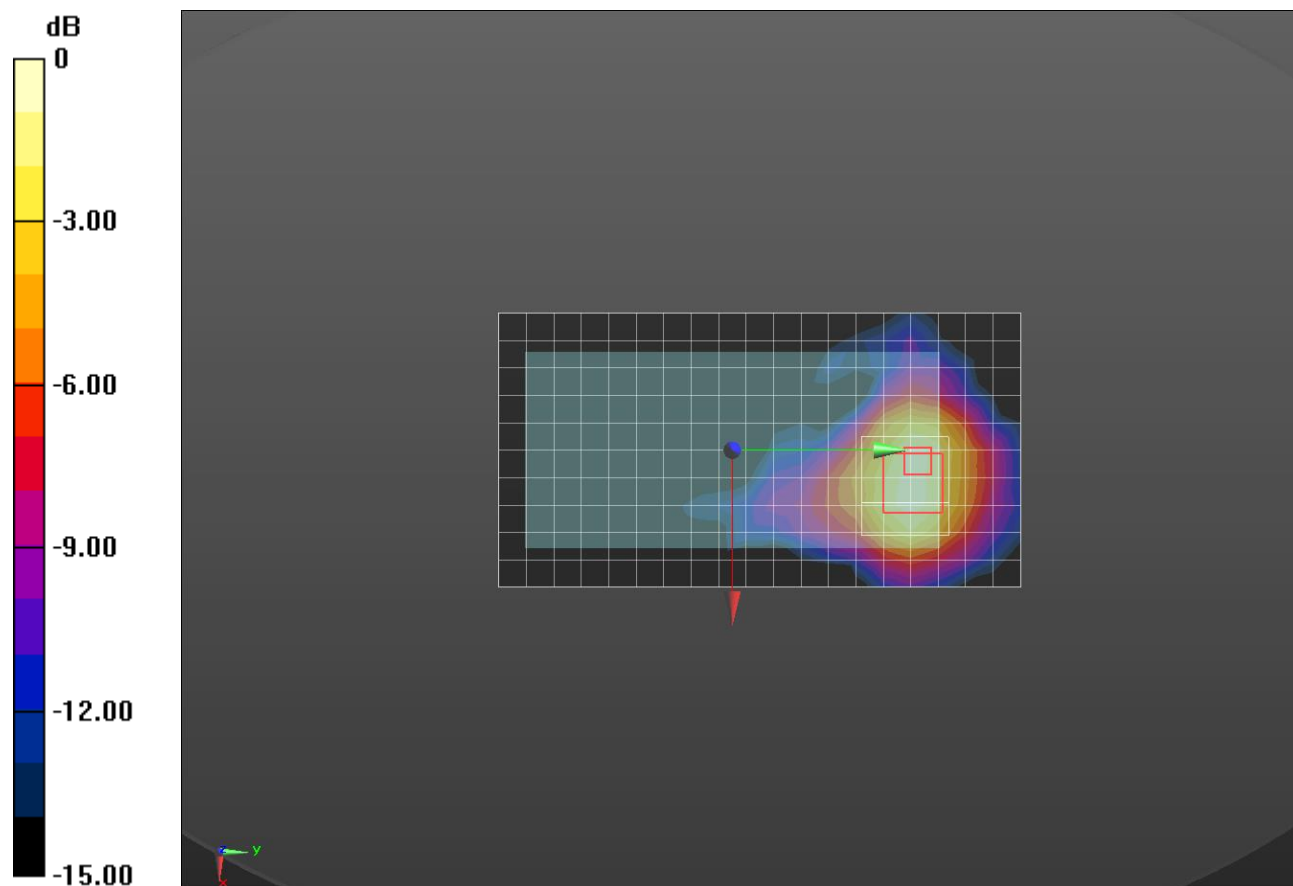
Measurement grid: $dx=4$ mm, $dy=4$ mm, $dz=1.4$ mm

Reference Value = 9.945 V/m; Power Drift = -0.04 dB

Peak SAR (extrapolated) = 0.756 W/kg

SAR(1 g) = 0.166 W/kg; SAR(10 g) = 0.067 W/kg

Maximum value of SAR (measured) = 0.450 W/kg



0 dB = 0.450 W/kg = -3.47 dBW/kg

Wi-Fi 5.8 GHz

Frequency: 5775 MHz; Duty Cycle: 1:1; Room Ambient Temperature: 23.0°C; Liquid Temperature: 22.0°C
 Medium parameters used: $f = 5775 \text{ MHz}$; $\sigma = 6.029 \text{ S/m}$; $\epsilon_r = 46.178$; $\rho = 1000 \text{ kg/m}^3$

DASY5 Configuration:

- Area Scan Setting: Find Secondary Maximum Within: 2.0 dB and with a peak SAR value greater than 0.0012W/kg
- Electronics: DAE4 Sn1259; Calibrated: 7/26/2018
- Probe: EX3DV4 - SN3991; ConvF(4.13, 4.13, 4.13); Calibrated: 5/24/2018;
- Sensor-Surface: 1.4mm (Mechanical Surface Detection)
- Phantom: ELI V5.0 (20deg probe tilt)_20181018; Type: QD OVA 001 BB; Serial: 1212

Rear/802.11ac_VHT 80 ch 155 MIMO Ant.2 10mm/Area Scan (20x11x1): Measurement grid:

$dx=10\text{mm}$, $dy=10\text{mm}$

Maximum value of SAR (measured) = 0.624 W/kg

Rear/802.11ac_VHT 80 ch 155 MIMO Ant.2 10mm/Zoom Scan (10x9x7)/Cube 0:

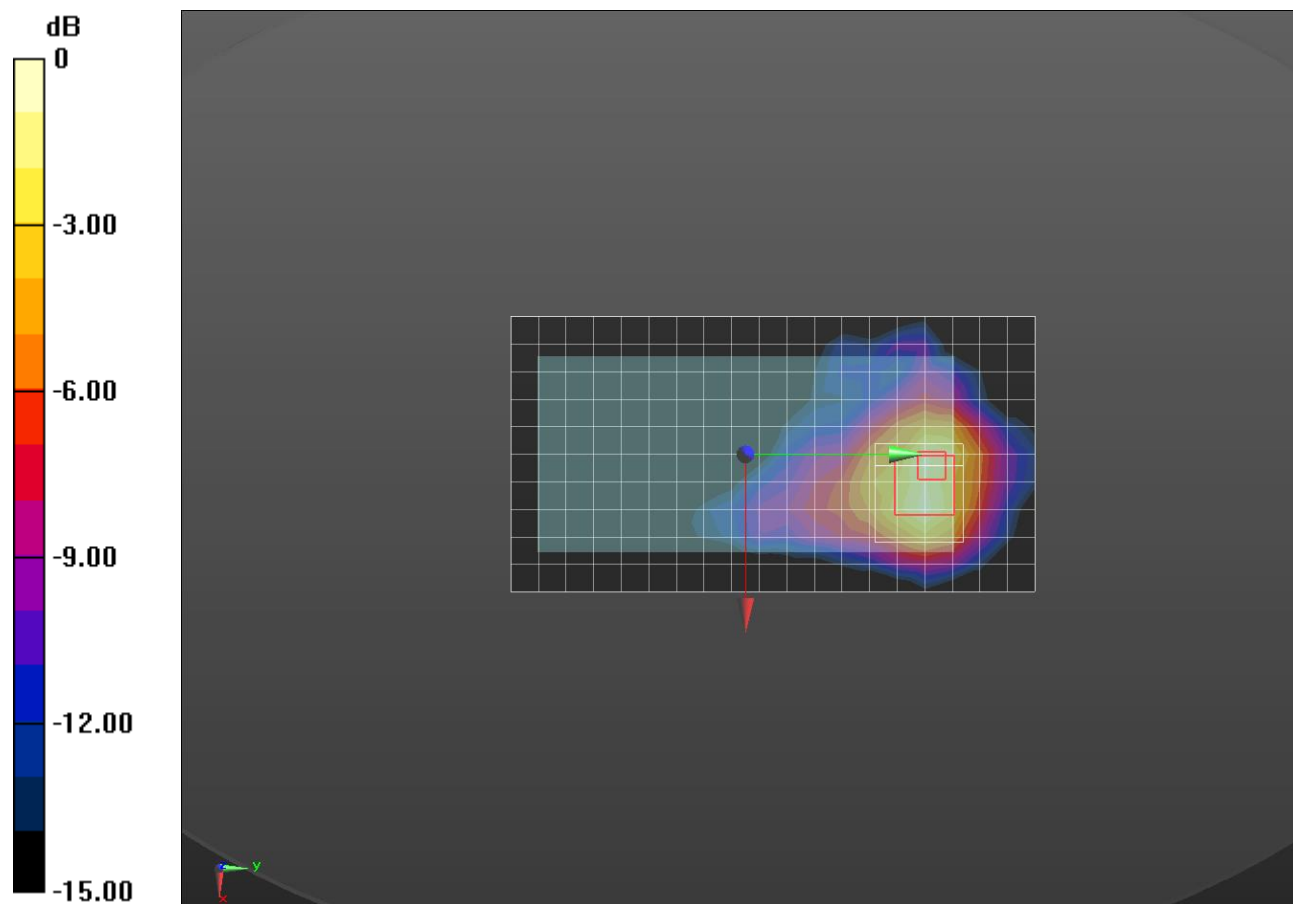
Measurement grid: $dx=4\text{mm}$, $dy=4\text{mm}$, $dz=1.4\text{mm}$

Reference Value = 12.13 V/m; Power Drift = -0.06 dB

Peak SAR (extrapolated) = 1.21 W/kg

SAR(1 g) = 0.265 W/kg; SAR(10 g) = 0.100 W/kg

Maximum value of SAR (measured) = 0.693 W/kg



0 dB = 0.693 W/kg = -1.59 dBW/kg

Bluetooth

Frequency: 2480 MHz; Duty Cycle: 1:1.29033; Room Ambient Temperature: 23.0°C; Liquid Temperature: 22.0°C
 Medium parameters used: $f = 2480 \text{ MHz}$; $\sigma = 1.873 \text{ S/m}$; $\epsilon_r = 39.996$; $\rho = 1000 \text{ kg/m}^3$

DASY5 Configuration:

- Area Scan Setting: Find Secondary Maximum Within: 2.0 dB and with a peak SAR value greater than 0.0012W/kg
- Electronics: DAE4 Sn1494; Calibrated: 2018-07-23
- Probe: EX3DV4 - SN7330; ConvF(7.71, 7.71, 7.71); Calibrated: 2018-01-22;
- Sensor-Surface: 2.5mm (Mechanical Surface Detection)
- Phantom: SAM (20deg probe tilt) with CRP v5.0_Front; Type: QD000P40CD; Serial: TP:1877

RHS/Touch_bluetooth_GFSK_ch 78/Area Scan (9x17x1): Measurement grid: $dx=12\text{mm}$, $dy=12\text{mm}$
 Maximum value of SAR (measured) = 0.615 W/kg

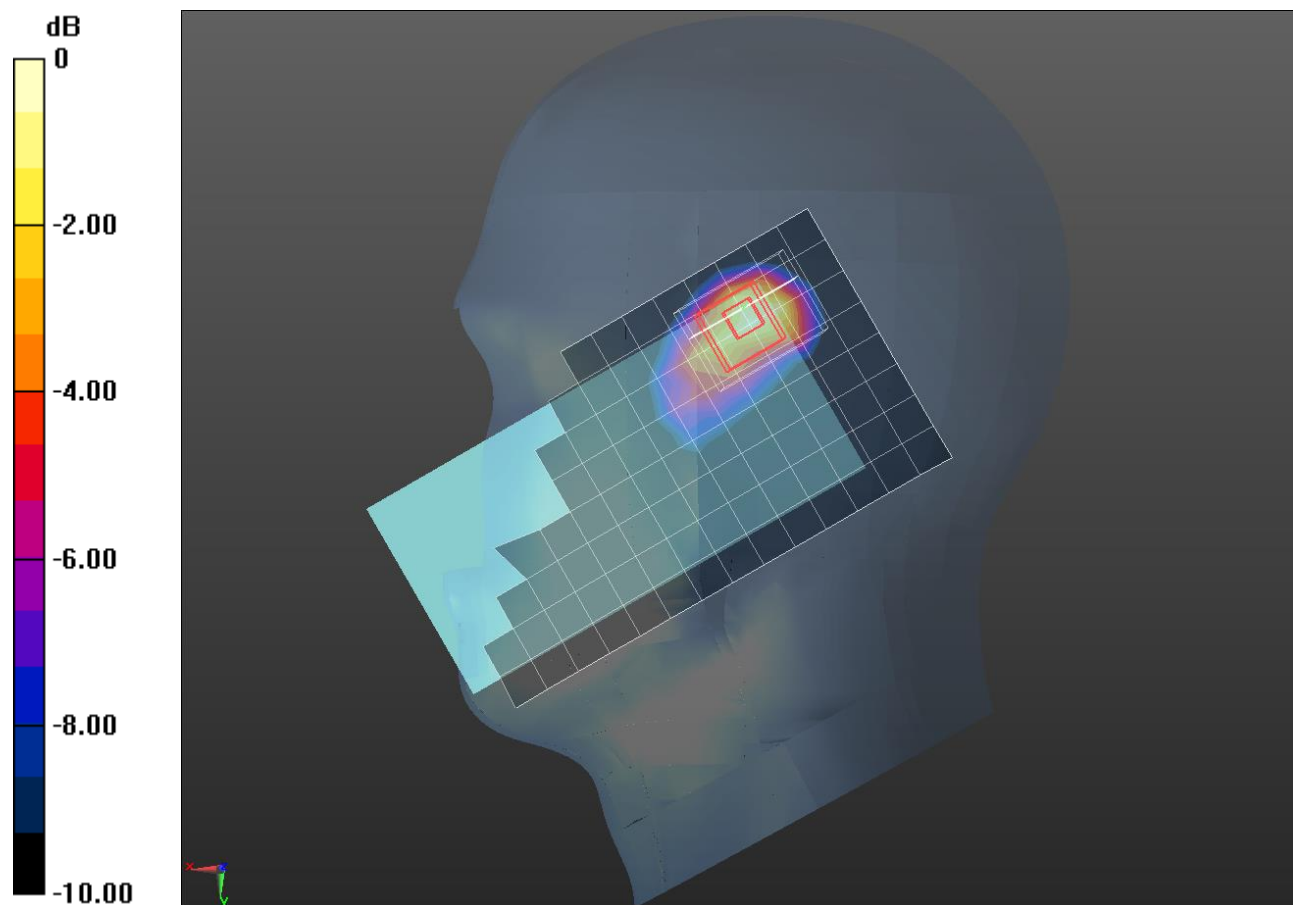
RHS/Touch_bluetooth_GFSK_ch 78/Zoom Scan (7x9x7)/Cube 0: Measurement grid: $dx=5\text{mm}$, $dy=5\text{mm}$, $dz=5\text{mm}$

Reference Value = 18.67 V/m; Power Drift = -0.15 dB

Peak SAR (extrapolated) = 1.14 W/kg

SAR(1 g) = 0.461 W/kg; SAR(10 g) = 0.207 W/kg

Maximum value of SAR (measured) = 0.673 W/kg



$$0 \text{ dB} = 0.673 \text{ W/kg} = -1.72 \text{ dBW/kg}$$

Bluetooth

Frequency: 2441 MHz; Duty Cycle: 1:1.29033; Room Ambient Temperature: 23.0°C; Liquid Temperature: 22.0°C
 Medium parameters used (interpolated): $f = 2441$ MHz; $\sigma = 2.004$ S/m; $\epsilon_r = 52.071$; $\rho = 1000$ kg/m³

DASY5 Configuration:

- Area Scan Setting: Find Secondary Maximum Within: 2.0 dB and with a peak SAR value greater than 0.0012W/kg
- Electronics: DAE4 Sn1494; Calibrated: 2018-07-23
- Probe: EX3DV4 - SN7330; ConvF(7.79, 7.79, 7.79); Calibrated: 2018-01-22;
- Sensor-Surface: 2.5mm (Mechanical Surface Detection)
- Phantom: ELI V6.0 (20deg); Type: QD OVA 003 AA; Serial: 2013

Rear/Bluetooth GFSK_ch39 15mm/Area Scan (16x9x1): Measurement grid: dx=12mm, dy=12mm
 Maximum value of SAR (measured) = 0.0651 W/kg


Rear/Bluetooth GFSK_ch39 15mm/Zoom Scan (7x7x7)/Cube 0: Measurement grid: dx=5mm, dy=5mm, dz=5mm

Reference Value = 6.499 V/m; Power Drift = -0.19 dB

Peak SAR (extrapolated) = 0.141 W/kg

SAR(1 g) = 0.053 W/kg; SAR(10 g) = 0.025 W/kg

Maximum value of SAR (measured) = 0.0831 W/kg



0 dB = 0.0831 W/kg = -10.80 dBW/kg

Bluetooth

Frequency: 2441 MHz; Duty Cycle: 1:1.29033; Room Ambient Temperature: 23.0°C; Liquid Temperature: 22.0°C
 Medium parameters used (interpolated): $f = 2441$ MHz; $\sigma = 2.004$ S/m; $\epsilon_r = 52.071$; $\rho = 1000$ kg/m³

DASY5 Configuration:

- Area Scan Setting: Find Secondary Maximum Within: 2.0 dB and with a peak SAR value greater than 0.0012W/kg
- Electronics: DAE4 Sn1494; Calibrated: 2018-07-23
- Probe: EX3DV4 - SN7330; ConvF(7.79, 7.79, 7.79); Calibrated: 2018-01-22;
- Sensor-Surface: 2.5mm (Mechanical Surface Detection)
- Phantom: ELI V6.0 (20deg); Type: QD OVA 003 AA; Serial: 2013

Rear/Bluetooth GFSK_ch39 10mm/Area Scan (16x9x1): Measurement grid: dx=12mm, dy=12mm
 Maximum value of SAR (measured) = 0.135 W/kg

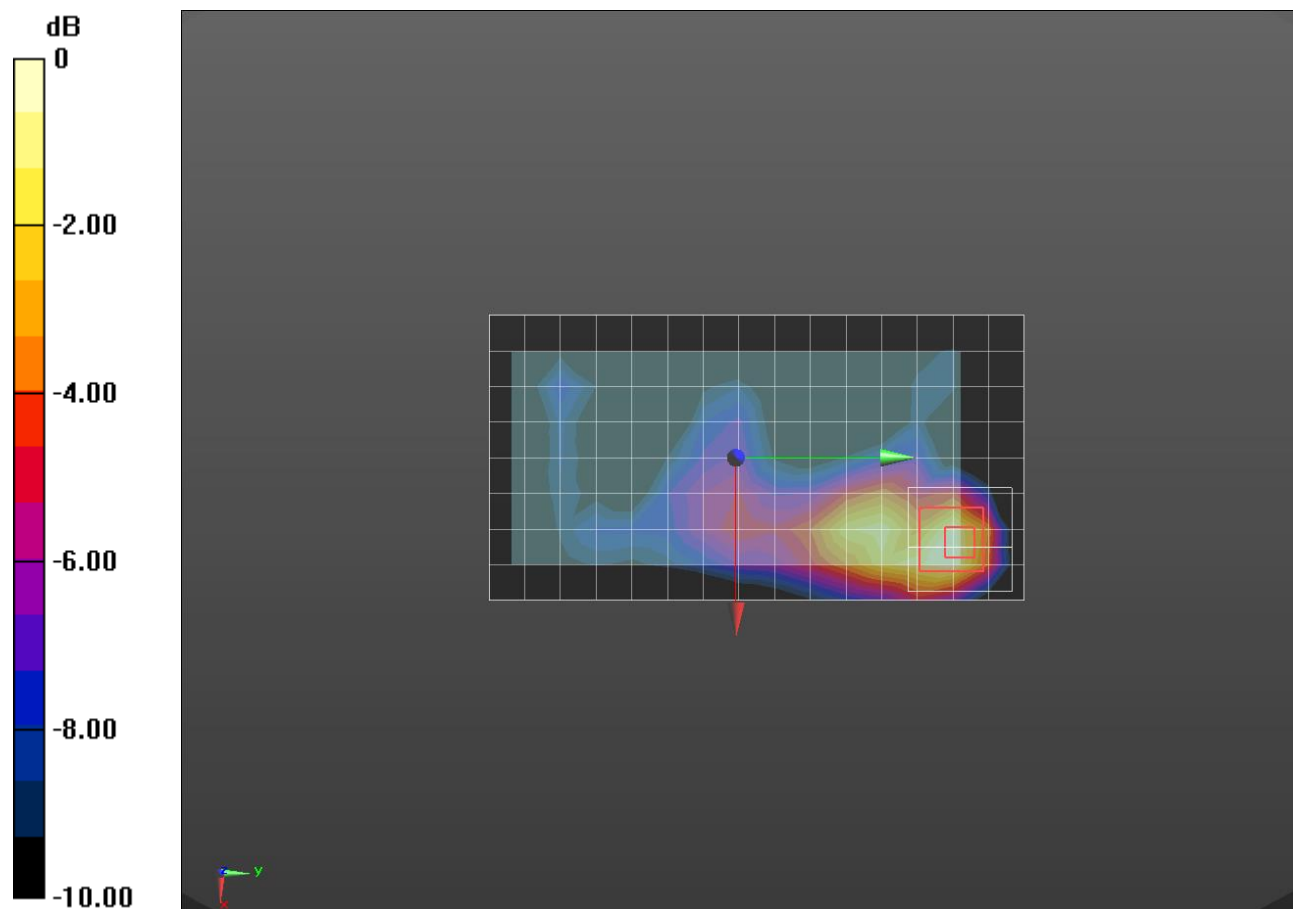
Rear/Bluetooth GFSK_ch39 10mm/Zoom Scan (8x8x7)/Cube 0: Measurement grid: dx=5mm, dy=5mm, dz=5mm

Reference Value = 8.920 V/m; Power Drift = 0.06 dB

Peak SAR (extrapolated) = 0.212 W/kg

SAR(1 g) = 0.101 W/kg; SAR(10 g) = 0.049 W/kg

Maximum value of SAR (measured) = 0.139 W/kg



0 dB = 0.139 W/kg = -8.57 dBW/kg

LTE Band 7_ULCA

Frequency: 2510 MHz; Duty Cycle: 1:1; Room Ambient Temperature: 23.0°C; Liquid Temperature: 22.0°C
 Medium parameters used: $f = 2510$ MHz; $\sigma = 1.897$ S/m; $\epsilon_r = 38.486$; $\rho = 1000$ kg/m³

DASY5 Configuration:

- Area Scan Setting: Find Secondary Maximum Within: 2.0 dB and with a peak SAR value greater than 0.0012W/kg
- Electronics: DAE4 Sn1259; Calibrated: 2018-07-26
- Probe: EX3DV4 - SN3991; ConvF(7.45, 7.45, 7.45); Calibrated: 2018-05-24;
- Sensor-Surface: 2.5mm (Mechanical Surface Detection)
- Phantom: Twin-SAM V5.0 (30deg probe tilt)_20181018; Type: QD 000 P40 CD; Serial: 1829

RHS/QPSK RB PCC 1/99 SCC 1/0 ch.20850 UL CA/Area Scan (9x16x1): Measurement grid:

$dx=12$ mm, $dy=12$ mm

Maximum value of SAR (measured) = 0.0340 W/kg

RHS/QPSK RB PCC 1/99 SCC 1/0 ch.20850 UL CA/Zoom Scan (8x7x7)/Cube 0: Measurement

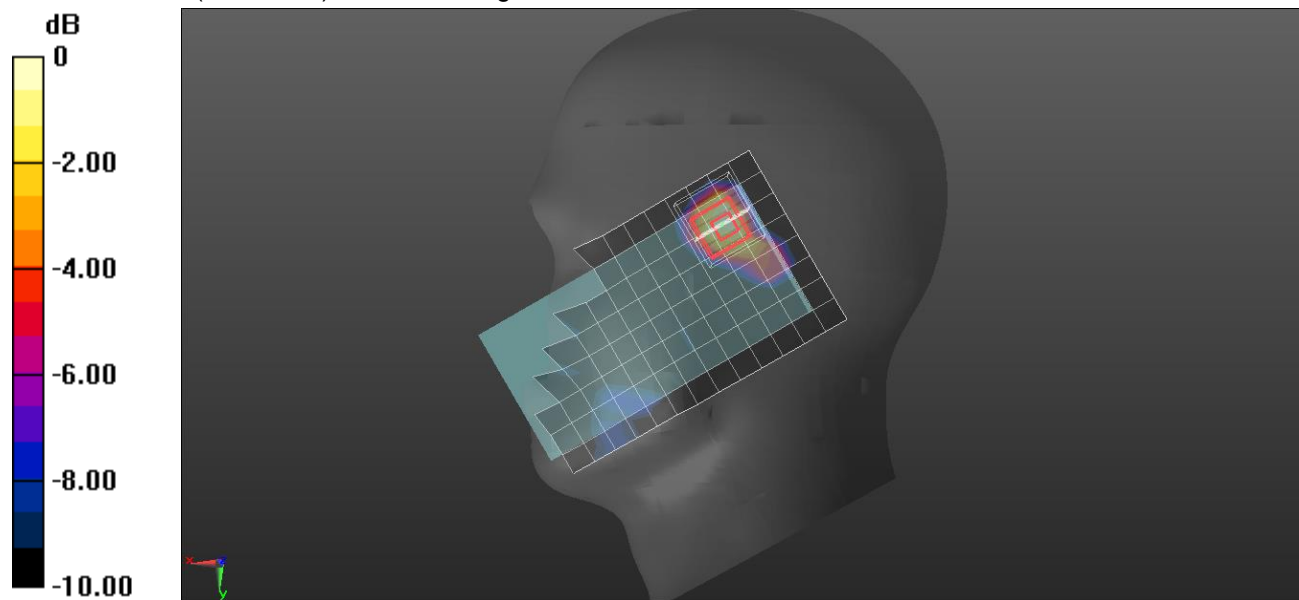
grid: $dx=5$ mm, $dy=5$ mm, $dz=5$ mm

Reference Value = 3.781 V/m; Power Drift = -0.07 dB

Peak SAR (extrapolated) = 0.0390 W/kg

SAR(1 g) = 0.020 W/kg; SAR(10 g) = 0.00765 W/kg

Maximum value of SAR (measured) = 0.0287 W/kg



0 dB = 0.0287 W/kg = -15.42 dBW/kg

LTE Band 7 UL CA

Frequency: 2510 MHz; Duty Cycle: 1:1; Room Ambient Temperature: 23.0°C; Liquid Temperature: 22.0°C

Medium parameters used: $f = 2510$ MHz; $\sigma = 2.095$ S/m; $\epsilon_r = 53.142$; $\rho = 1000$ kg/m³

DASY5 Configuration:

- Area Scan Setting: Find Secondary Maximum Within: 2.0 dB and with a peak SAR value greater than 0.0012W/kg
- Electronics: DAE4 Sn1468; Calibrated: 2018-08-22
- Probe: EX3DV4 - SN7314; ConvF(7.29, 7.29, 7.29); Calibrated: 2018-08-30;
- Sensor-Surface: 2.5mm (Mechanical Surface Detection)
- Phantom: ELI v6.0; Type: QDOVA003AA; Serial: TP:2005

Bodyworn Rear/QPSK RB PCC 1/99 SCC 1/0 ch.20850 UL CA/Area Scan (9x16x1):

Measurement grid: dx=12mm, dy=12mm

Maximum value of SAR (measured) = 0.452 W/kg

Bodyworn Rear/QPSK RB PCC 1/99 SCC 1/0 ch.20850 UL CA/Zoom Scan (7x7x7)/Cube


0: Measurement grid: dx=5mm, dy=5mm, dz=5mm

Reference Value = 14.73 V/m; Power Drift = -0.03 dB

Peak SAR (extrapolated) = 0.712 W/kg

SAR(1 g) = 0.372 W/kg; SAR(10 g) = 0.201 W/kg

Maximum value of SAR (measured) = 0.496 W/kg



0 dB = 0.496 W/kg = -3.05 dBW/kg

LTE Band 7 UL CA

Frequency: 2510 MHz; Duty Cycle: 1:1; Room Ambient Temperature: 23.0°C; Liquid Temperature: 22.0°C
 Medium parameters used: $f = 2510$ MHz; $\sigma = 2.095$ S/m; $\epsilon_r = 53.142$; $\rho = 1000$ kg/m³

DASY5 Configuration:

- Area Scan Setting: Find Secondary Maximum Within: 2.0 dB and with a peak SAR value greater than 0.0012W/kg
- Electronics: DAE4 Sn1468; Calibrated: 2018-08-22
- Probe: EX3DV4 - SN7314; ConvF(7.29, 7.29, 7.29); Calibrated: 2018-08-30;
- Sensor-Surface: 2.5mm (Mechanical Surface Detection)
- Phantom: ELI v6.0; Type: QDOVA003AA; Serial: TP:2005

Hotspot Edge 3/QPSK RB PCC 1/99 SCC 1/0 ch.20850 UL CA/Area Scan (5x9x1):

Measurement grid: dx=12mm, dy=12mm

Maximum value of SAR (measured) = 0.516 W/kg

Hotspot Edge 3/QPSK RB PCC 1/99 SCC 1/0 ch.20850 UL CA/Zoom Scan (7x7x7)/Cube


0: Measurement grid: dx=5mm, dy=5mm, dz=5mm

Reference Value = 18.20 V/m; Power Drift = -0.02 dB

Peak SAR (extrapolated) = 0.997 W/kg

SAR(1 g) = 0.484 W/kg; SAR(10 g) = 0.230 W/kg

Maximum value of SAR (measured) = 0.679 W/kg



0 dB = 0.679 W/kg = -1.68 dBW/kg

LTE Band 38 ULCA

Frequency: 2610 MHz; Duty Cycle: 1:1.59956; Room Ambient Temperature: 23.0°C; Liquid Temperature: 22.0°C
 Medium parameters used: $f = 2610$ MHz; $\sigma = 2.009$ S/m; $\epsilon_r = 38.054$; $\rho = 1000$ kg/m³

DASY5 Configuration:

- Area Scan Setting: Find Secondary Maximum Within: 2.0 dB and with a peak SAR value greater than 0.0012W/kg
- Electronics: DAE4 Sn1259; Calibrated: 2018-07-26
- Probe: EX3DV4 - SN3991; ConvF(7.45, 7.45, 7.45); Calibrated: 2018-05-24;
- Sensor-Surface: 2.5mm (Mechanical Surface Detection)
- Phantom: Twin-SAM V5.0 (30deg probe tilt)_20181018; Type: QD 000 P40 CD; Serial: 1829

LHS/Touch_QPSK RB 1/0_ch 38150/Area Scan (9x16x1): Measurement grid: dx=12mm, dy=12mm
 Maximum value of SAR (measured) = 0.0180 W/kg

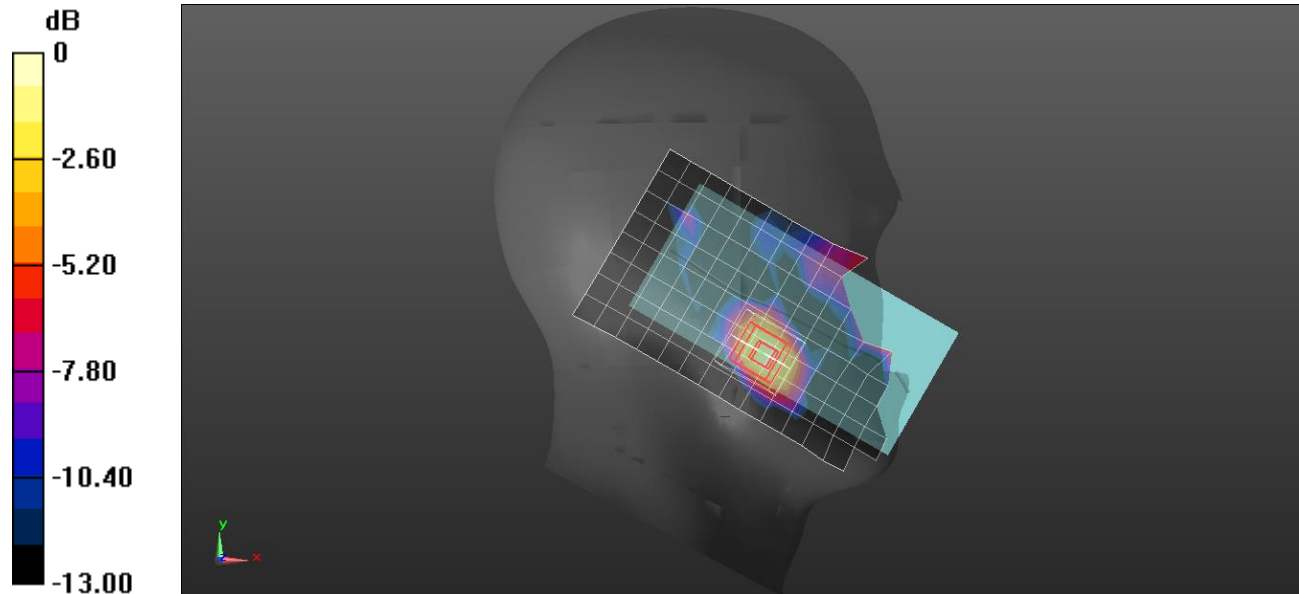
LHS/Touch_QPSK RB 1/0_ch 38150/Zoom Scan (7x7x7)/Cube 0: Measurement grid: dx=5mm, dy=5mm, dz=5mm

Reference Value = 3.093 V/m; Power Drift = 0.01 dB

Peak SAR (extrapolated) = 0.0350 W/kg

SAR(1 g) = 0.016 W/kg; SAR(10 g) = 0.00658 W/kg

Maximum value of SAR (measured) = 0.0236 W/kg



0 dB = 0.0236 W/kg = -16.27 dBW/kg

LTE Band 38 UL CA

Frequency: 2610 MHz; Duty Cycle: 1:1.59956; Room Ambient Temperature: 23.0°C; Liquid Temperature: 22.0°C
 Medium parameters used: $f = 2610$ MHz; $\sigma = 2.207$ S/m; $\epsilon_r = 52.871$; $\rho = 1000$ kg/m³

DASY5 Configuration:

- Area Scan Setting: Find Secondary Maximum Within: 2.0 dB and with a peak SAR value greater than 0.0012W/kg
- Electronics: DAE4 Sn1468; Calibrated: 2018-08-22
- Probe: EX3DV4 - SN7314; ConvF(7.29, 7.29, 7.29); Calibrated: 2018-08-30;
- Sensor-Surface: 2.5mm (Mechanical Surface Detection)
- Phantom: ELI v6.0; Type: QDOVA003AA; Serial: TP:2005

Rear Body-worn/QPSK RB 1/0 ch 38150 15mm/Area Scan (9x16x1): Measurement grid: dx=12mm, dy=12mm

Maximum value of SAR (measured) = 0.237 W/kg

Rear Body-worn/QPSK RB 1/0 ch 38150 15mm/Zoom Scan (7x7x7)/Cube 0: Measurement grid:

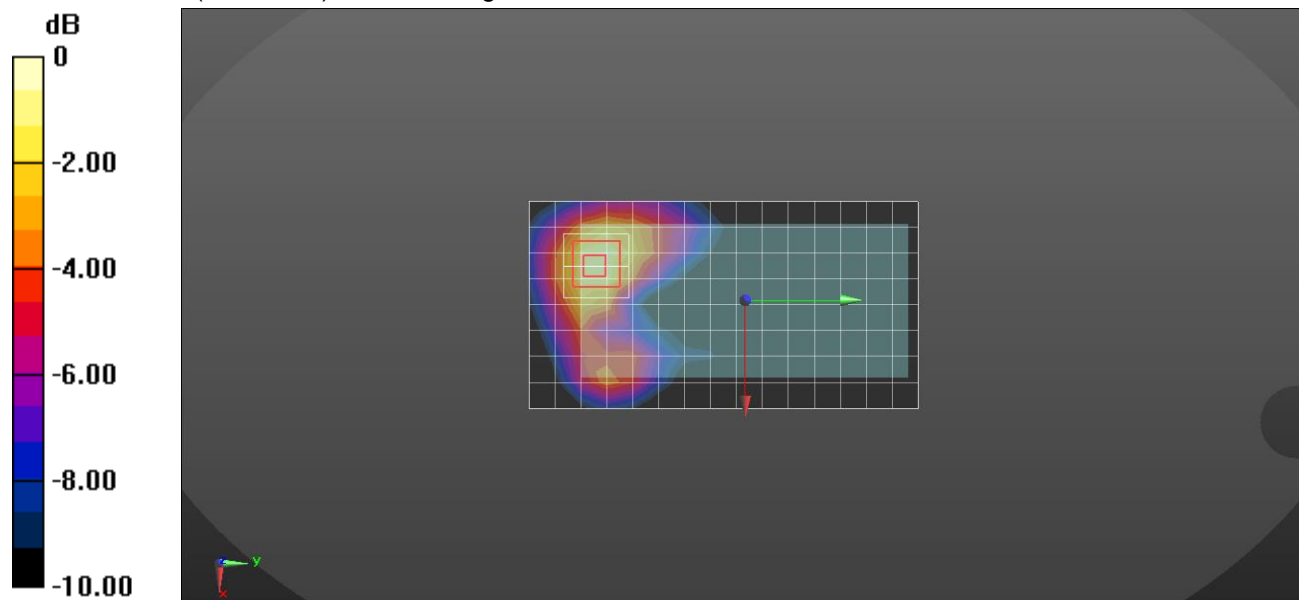
dx=5mm, dy=5mm, dz=5mm

Reference Value = 10.52 V/m; Power Drift = -0.06 dB

Peak SAR (extrapolated) = 0.384 W/kg

SAR(1 g) = 0.195 W/kg; SAR(10 g) = 0.102 W/kg

Maximum value of SAR (measured) = 0.265 W/kg



0 dB = 0.265 W/kg = -5.77 dBW/kg

LTE Band 38 UL CA

Frequency: 2610 MHz; Duty Cycle: 1:1.59956; Room Ambient Temperature: 23.0°C; Liquid Temperature: 22.0°C
 Medium parameters used: $f = 2610$ MHz; $\sigma = 2.207$ S/m; $\epsilon_r = 52.871$; $\rho = 1000$ kg/m³

DASY5 Configuration:

- Area Scan Setting: Find Secondary Maximum Within: 2.0 dB and with a peak SAR value greater than 0.0012W/kg
- Electronics: DAE4 Sn1468; Calibrated: 2018-08-22
- Probe: EX3DV4 - SN7314; ConvF(7.29, 7.29, 7.29); Calibrated: 2018-08-30;
- Sensor-Surface: 2.5mm (Mechanical Surface Detection)
- Phantom: ELI v6.0; Type: QDOVA003AA; Serial: TP:2005

Edge 3 Hotspot/QPSK RB 1/0 ch 38150/Area Scan (11x6x1): Measurement grid: dx=12mm, dy=12mm

Maximum value of SAR (measured) = 0.339 W/kg


Edge 3 Hotspot/QPSK RB 1/0 ch 38150/Zoom Scan (7x7x7)/Cube 0: Measurement grid: dx=5mm, dy=5mm, dz=5mm

Reference Value = 12.77 V/m; Power Drift = -0.06 dB

Peak SAR (extrapolated) = 0.514 W/kg

SAR(1 g) = 0.253 W/kg; SAR(10 g) = 0.121 W/kg

Maximum value of SAR (measured) = 0.350 W/kg



0 dB = 0.350 W/kg = -4.56 dBW/kg

LTE Band 38 UL CA

Frequency: 2610 MHz; Duty Cycle: 1:1.59956; Room Ambient Temperature: 23.0°C; Liquid Temperature: 22.0°C
 Medium parameters used: $f = 2610$ MHz; $\sigma = 2.207$ S/m; $\epsilon_r = 52.871$; $\rho = 1000$ kg/m³

DASY5 Configuration:

- Area Scan Setting: Find Secondary Maximum Within: 2.0 dB and with a peak SAR value greater than 0.0012W/kg
- Electronics: DAE4 Sn1468; Calibrated: 2018-08-22
- Probe: EX3DV4 - SN7314; ConvF(7.29, 7.29, 7.29); Calibrated: 2018-08-30;
- Sensor-Surface: 2.5mm (Mechanical Surface Detection)
- Phantom: ELI v6.0; Type: QDOVA003AA; Serial: TP:2005

Phablet/QPSK RB 1/0 ch 38150/Area Scan (11x6x1): Measurement grid: dx=12mm, dy=12mm
 Maximum value of SAR (measured) = 3.68 W/kg


Phablet/QPSK RB 1/0 ch 38150/Zoom Scan (7x7x7)/Cube 0: Measurement grid: dx=5mm, dy=5mm, dz=5mm

Reference Value = 39.49 V/m; Power Drift = -0.03 dB

Peak SAR (extrapolated) = 7.29 W/kg

SAR(1 g) = 2.06 W/kg; SAR(10 g) = 0.605 W/kg

Maximum value of SAR (measured) = 3.58 W/kg



0 dB = 3.58 W/kg = 5.54 dBW/kg