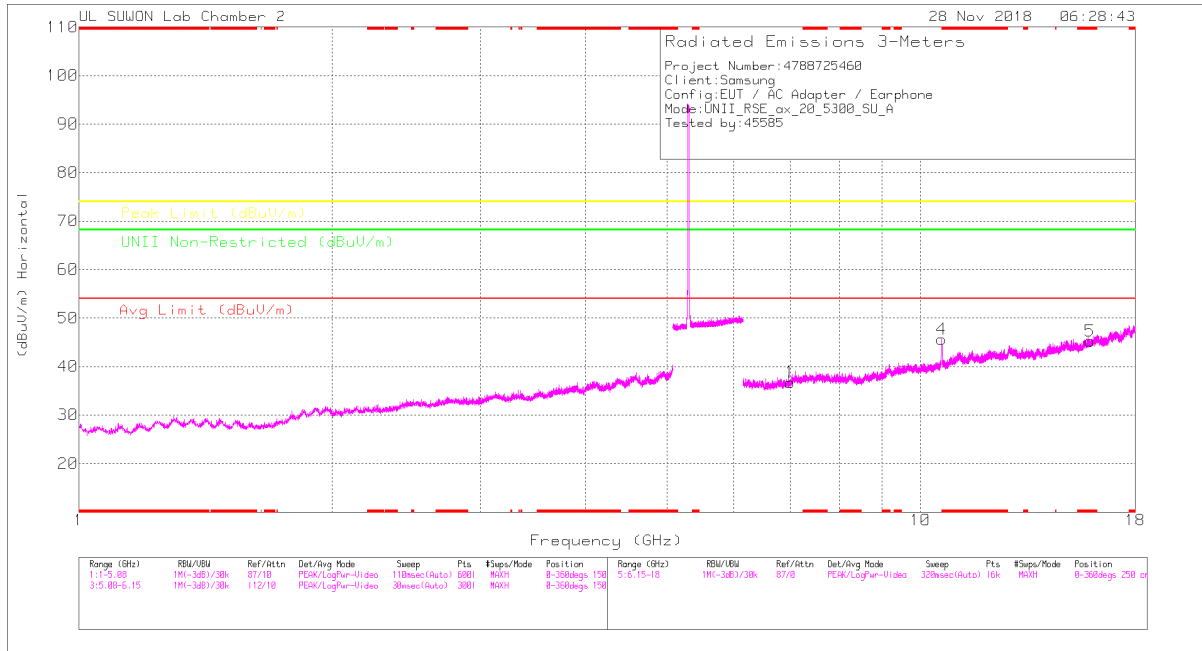
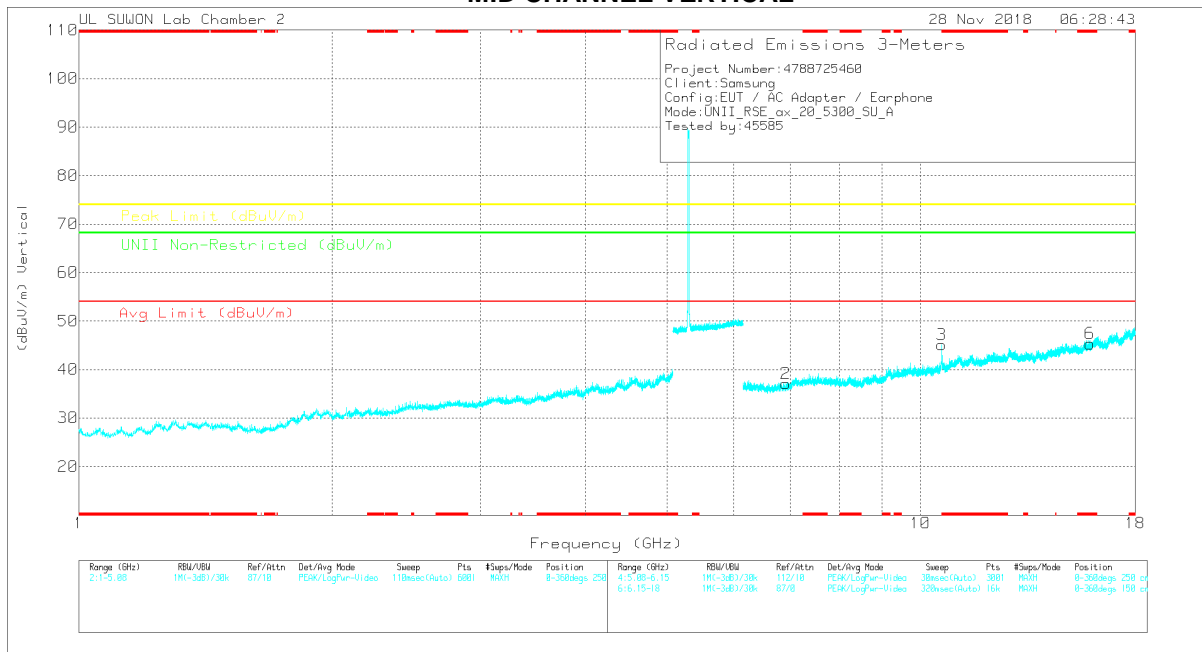


MID CHANNEL HORIZONTAL



MID CHANNEL VERTICAL



Note: Emission was scanned up to 40GHz; No emissions were detected above the noise floor which was at least 20dB below the specification limit.

MID CHANNEL DATA

Trace Markers

Marker	Frequency (GHz)	Meter Reading (dBuV)	Det	3117_00168724	6GHz_HF[dB]	DC Corr (dB)	Corrected Reading (dBuV/m)	Avg Limit (dBuV/m)	Margin (dB)	Peak Limit (dBuV/m)	Margin (dB)	UNII Non-Restricted (dBuV/m)	Margin (dB)	Asimuth (Degs)	Height (cm)	Polarity
1	6.999	26.67	PK	35.8	-25.7	0	36.77	-	-	-	-	68.2	-31.43	0-360	250	H
4	* 10.602	27.5	PK	37.8	-19.7	0	45.6	-	-	74	-28.4	-	-	0-360	150	H
5	* 15.898	24.35	PK	40.5	-19.6	0	45.25	-	-	74	-28.75	-	-	0-360	250	H
2	6.917	26.66	PK	35.7	-25.3	0	37.06	-	-	-	-	68.2	-31.14	0-360	250	V
3	* 10.6	26.99	PK	37.8	-19.7	0	45.09	-	-	74	-28.91	-	-	0-360	250	V
6	* 15.898	24.31	PK	40.5	-19.5	0	45.31	-	-	74	-28.69	-	-	0-360	150	V

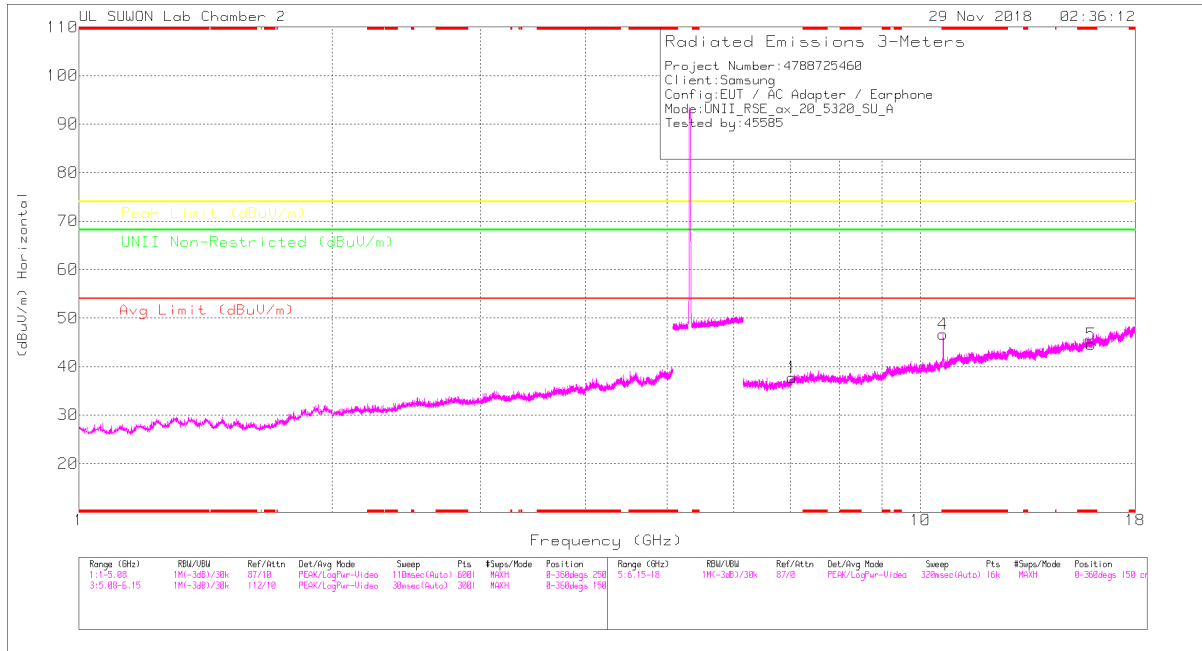
* - indicates frequency in CFR47 Pt 15 / IC RSS-Restricted Band
 PK – Peak Detector

Radiated Emissions

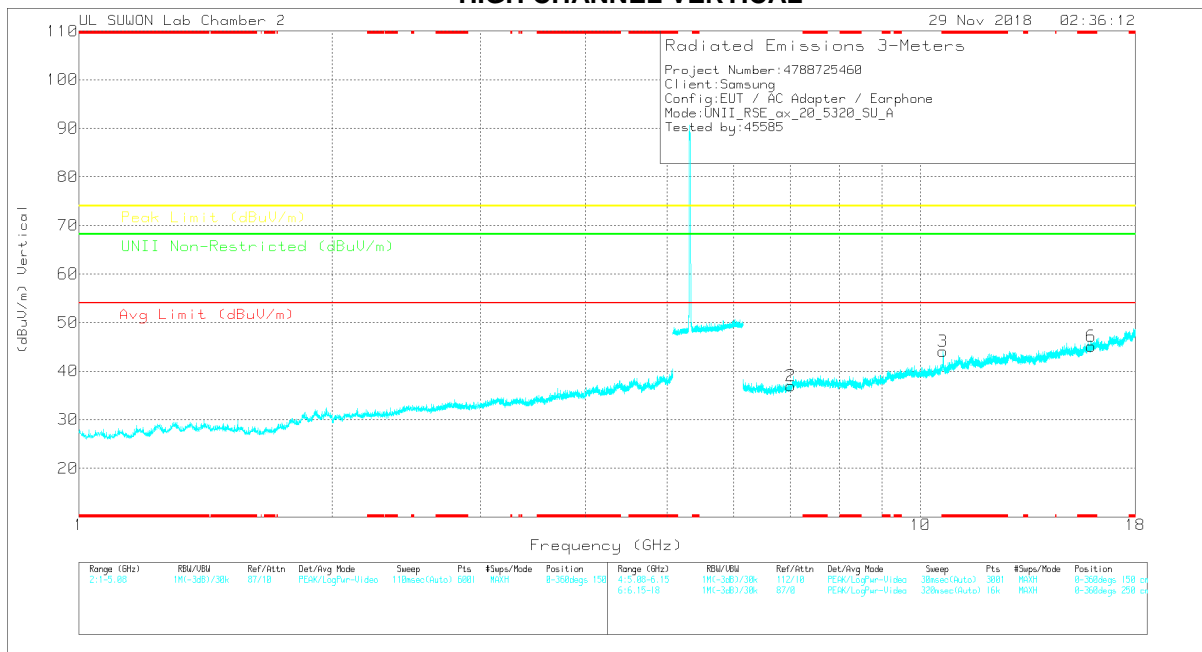
Frequency (GHz)	Meter Reading (dBuV)	Det	3117_00168724	6GHz_HF[dB]	DC Corr (dB)	Corrected Reading (dBuV/m)	Avg Limit (dBuV/m)	Margin (dB)	Peak Limit (dBuV/m)	Margin (dB)	UNII Non-Restricted (dBuV/m)	Margin (dB)	Asimuth (Degs)	Height (cm)	Polarity
* 10.601	41.4	PK-U	37.8	-19.7	0	59.5	-	-	74	-14.5	-	-	106	100	H
* 10.6	27.49	ADR	37.8	-19.7	.21	45.8	54	-8.2	-	-	-	-	106	100	H
* 10.604	38.77	PK-U	37.8	-19.6	0	56.97	-	-	74	-17.03	-	-	217	290	V
* 10.6	25.23	ADR	37.8	-19.7	.21	43.54	54	-10.46	-	-	-	-	217	290	V

* - indicates frequency in CFR47 Pt 15 / IC RSS-Restricted Band
 PK-U - U-NII: Maximum Peak
 ADR - U-NII AD primary method, RMS average

HIGH CHANNEL HORIZONTAL



HIGH CHANNEL VERTICAL



Note: Emission was scanned up to 40GHz; No emissions were detected above the noise floor which was at least 20dB below the specification limit.

HIGH CHANNEL DATA

Trace Markers

Marker	Frequency (GHz)	Meter Reading (dBuV)	Det	3117_00168724	66Hz_HF[dB]	DC Corr (dB)	Corrected Reading (dBuV/m)	Avg Limit (dBuV/m)	Margin (dB)	Peak Limit (dBuV/m)	Margin (dB)	UNII Non-Restricted (dBuV/m)	Margin (dB)	Azimuth (Degs)	Height (cm)	Polarity
1	7.039	26.79	PK	35.9	-24.9	0	37.79	-	-	-	-	68.2	-30.41	0-360	150	H
4	* 10.641	28.48	PK	37.8	-19.6	0	46.68	-	-	74	-27.32	-	-	0-360	150	H
5	* 15.96	23.7	PK	40.5	-19.6	0	44.6	-	-	74	-29.4	-	-	0-360	150	H
2	7.014	26.7	PK	35.8	-25.5	0	37	-	-	-	-	68.2	-31.2	0-360	150	V
3	* 10.64	25.92	PK	37.8	-19.6	0	44.12	-	-	74	-29.88	-	-	0-360	250	V
6	* 15.96	24.2	PK	40.5	-19.6	0	45.1	-	-	74	-28.9	-	-	0-360	150	V

* - indicates frequency in CFR47 Pt 15 / IC RSS-Restricted Band
 PK – Peak Detector

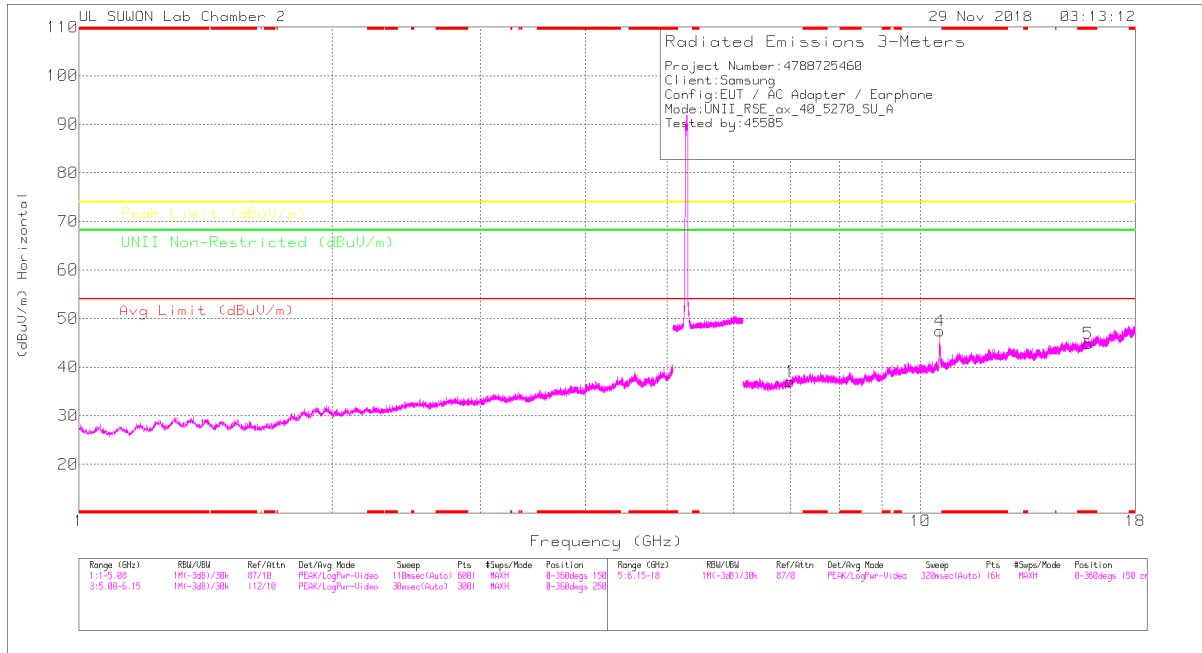
Radiated Emissions

Frequency (GHz)	Meter Reading (dBuV)	Det	3117_00168724	66Hz_HF[dB]	DC Corr (dB)	Corrected Reading (dBuV/m)	Avg Limit (dBuV/m)	Margin (dB)	Peak Limit (dBuV/m)	Margin (dB)	UNII Non-Restricted (dBuV/m)	Margin (dB)	Azimuth (Degs)	Height (cm)	Polarity
* 10.639	41.49	PK-U	37.8	-19.6	0	59.69	-	-	74	-14.31	-	-	227	145	H
* 10.64	27.34	ADR	37.8	-19.6	21	45.75	54	-8.25	-	-	-	-	227	145	H
* 10.631	38.38	PK-U	37.8	-19.6	0	56.58	-	-	74	-17.42	-	-	194	120	V
* 10.641	24.19	ADR	37.8	-19.6	21	42.6	54	-11.4	-	-	-	-	194	120	V

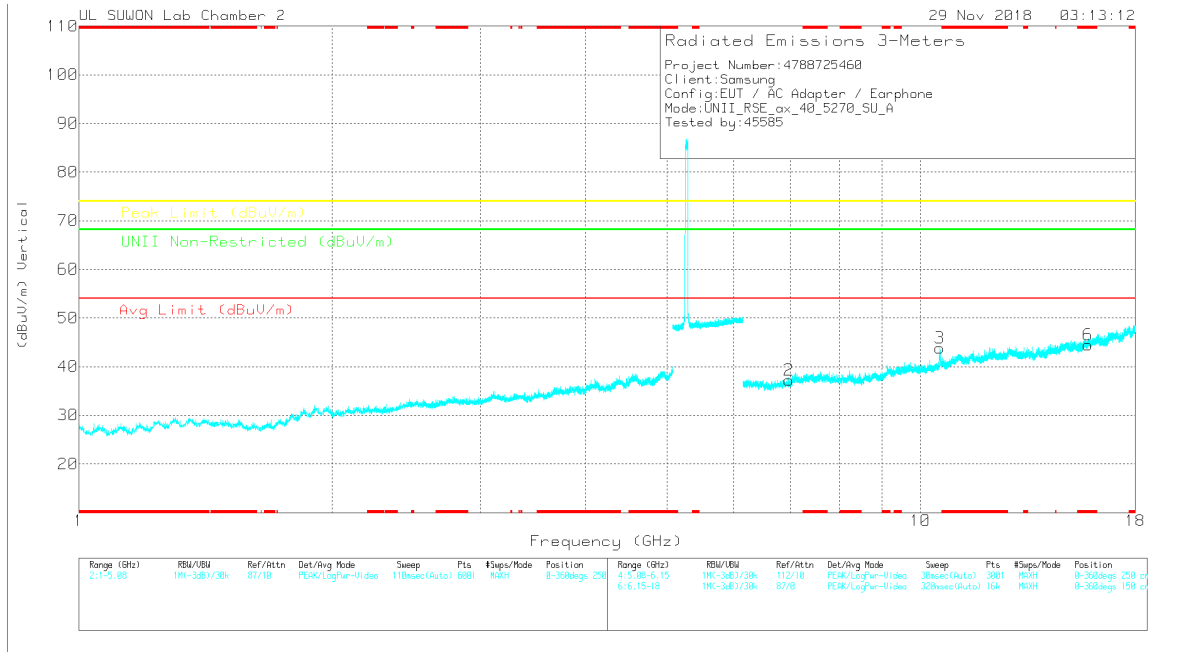
* - indicates frequency in CFR47 Pt 15 / IC RSS-Restricted Band
 PK-U - U-NII: Maximum Peak
 ADR - U-NII AD primary method, RMS average

HE40 SU mode (MIMO)

LOW CHANNEL HORIZONTAL



LOW CHANNEL VERTICAL



Note: Emission was scanned up to 40GHz; No emissions were detected above the noise floor which was at least 20dB below the specification limit.

LOW CHANNEL DATA

Trace Markers

Marker	Frequency (GHz)	Meter Reading (dBuV)	Det	3117_00168724	6GHz_HF(dB)	DC Corr (dB)	Corrected Reading (dBuV/m)	Aug Limit (dBuV/m)	Margin (dB)	Peak Limit (dBuV/m)	Margin (dB)	UNII Non-Restricted (dBuV/m)	Margin (dB)	Asimuth (Degs)	Height (cm)	Polarity
1	7.004	26.87	PK	35.8	-25.7	0	36.97	-	-	-	-	68.2	-31.23	0-360	150	H
4	10.54	30.38	PK	37.7	-20.6	0	47.48	-	-	-	-	68.2	-20.72	0-360	250	H
5	* 15.81	24.4	PK	40.4	-19.9	0	44.9	-	-	74	-29.1	-	-	0-360	250	H
2	6.982	27.11	PK	35.8	-25.7	0	37.21	-	-	-	-	68.2	-30.99	0-360	150	V
3	10.542	26.69	PK	37.7	-20.6	0	43.79	-	-	-	-	68.2	-24.41	0-360	250	V
6	* 15.81	23.96	PK	40.4	-19.9	0	44.46	-	-	74	-29.54	-	-	0-360	250	V

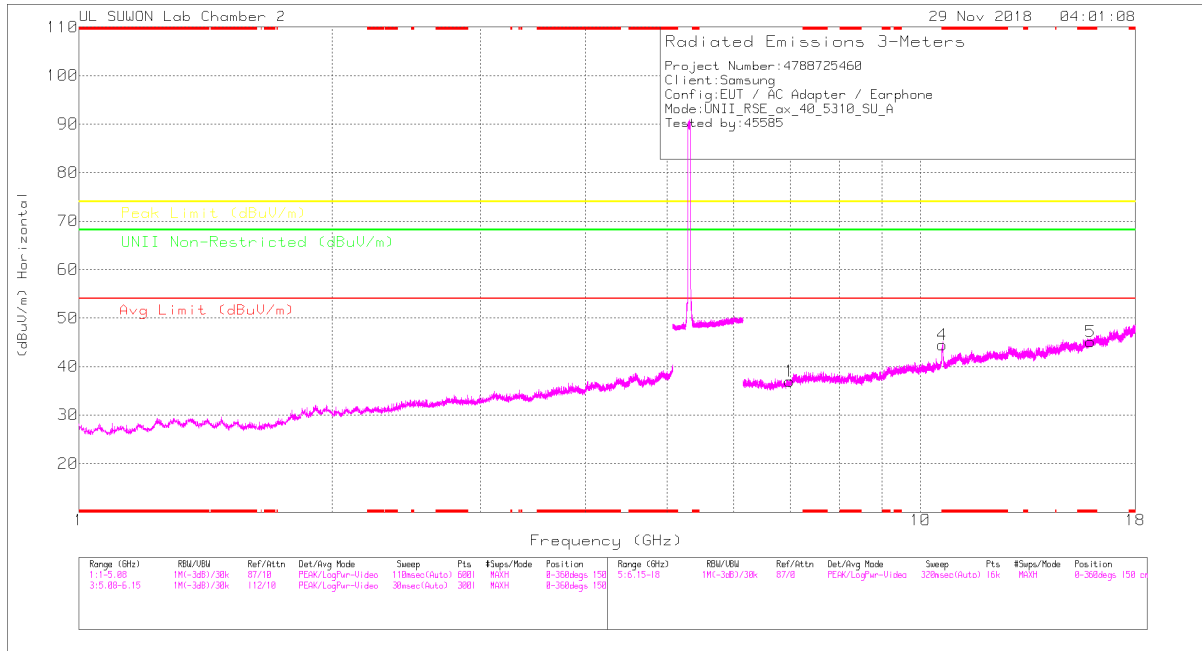
* - indicates frequency in CFR47 Pt 15 / IC RSS-Restricted Band
 PK – Peak Detector

Radiated Emissions

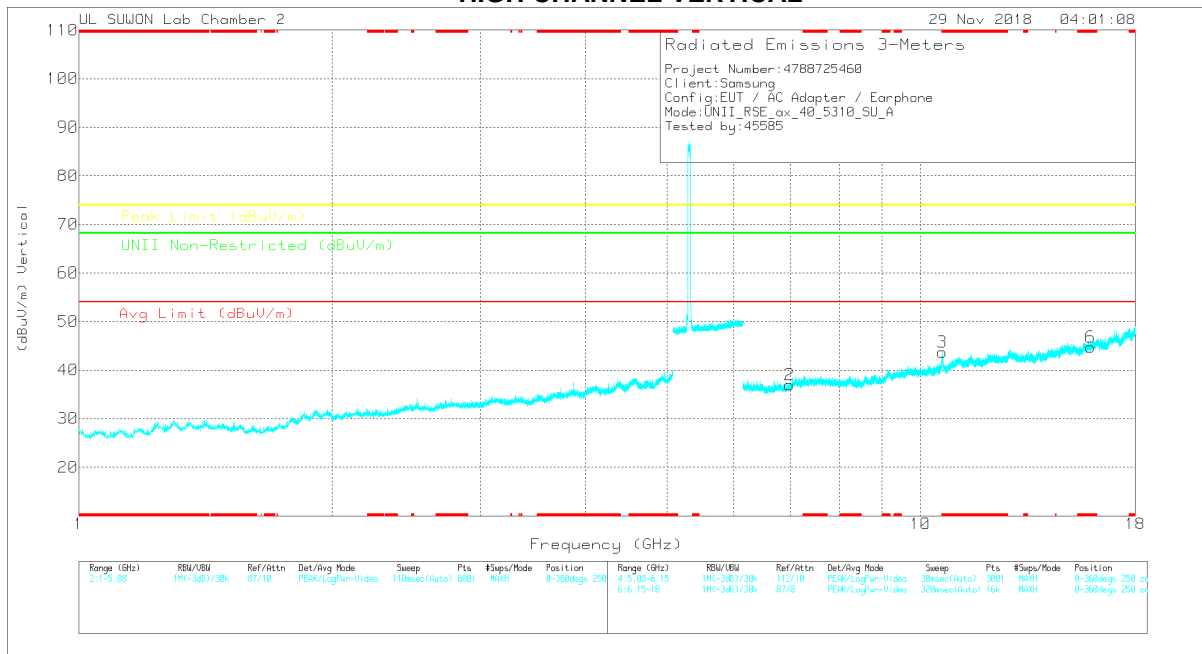
Frequency (GHz)	Meter Reading (dBuV)	Det	3117_00168724	6GHz_HF(dB)	DC Corr (dB)	Corrected Reading (dBuV/m)	Aug Limit (dBuV/m)	Margin (dB)	Peak Limit (dBuV/m)	Margin (dB)	UNII Non-Restricted (dBuV/m)	Margin (dB)	Asimuth (Degs)	Height (cm)	Polarity
10.541	41.71	PK-U	37.7	-20.6	0	58.81	-	-	-	-	68.2	-9.39	226	140	H
10.541	36.63	PK-U	37.7	-20.5	0	53.83	-	-	-	-	68.2	-14.37	195	134	V

* - indicates frequency in CFR47 Pt 15 / IC RSS-Restricted Band
 PK-U - U-NII: Maximum Peak

HIGH CHANNEL HORIZONTAL



HIGH CHANNEL VERTICAL



Note: Emission was scanned up to 40GHz; No emissions were detected above the noise floor which was at least 20dB below the specification limit.

HIGH CHANNEL DATA

Trace Markers

Marker	Frequency (GHz)	Meter Reading (dBuV)	Det	3117_00188724	66Hz_HF[dB]	DC Corr (dB)	Corrected Reading (dBuV/m)	Avg Limit (dBuV/m)	Margin (dB)	Peak Limit (dBuV/m)	Margin (dB)	UNII Non-Restricted (dBuV/m)	Margin (dB)	Azimuth (Degs)	Height (cm)	Polarity
1	6.994	26.83	PK	35.8	-25.7	0	36.93	-	-	-	-	68.2	-31.27	0-360	150	H
4	* 10.616	26.32	PK	37.8	-19.6	0	44.52	-	-	74	-29.48	-	-	0-360	150	H
5	* 15.929	24.13	PK	40.5	-19.5	0	45.13	-	-	74	-28.87	-	-	0-360	150	H
2	6.991	26.92	PK	35.8	-25.7	0	37.02	-	-	-	-	68.2	-31.18	0-360	150	V
3	* 10.619	25.44	PK	37.8	-19.6	0	43.64	-	-	74	-30.36	-	-	0-360	250	V
6	* 15.93	23.78	PK	40.5	-19.5	0	44.78	-	-	74	-29.22	-	-	0-360	150	V

* - indicates frequency in CFR47 Pt 15 / IC RSS-Restricted Band
 PK – Peak Detector

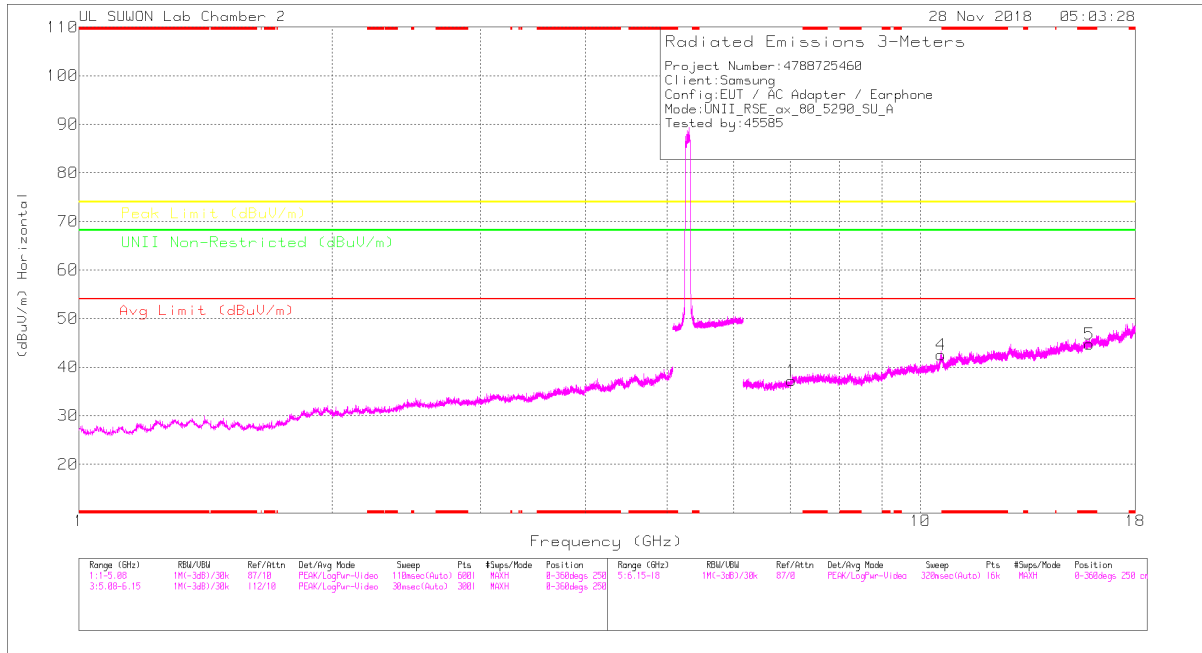
Radiated Emissions

Frequency (GHz)	Meter Reading (dBuV)	Det	3117_00188724	66Hz_HF[dB]	DC Corr (dB)	Corrected Reading (dBuV/m)	Avg Limit (dBuV/m)	Margin (dB)	Peak Limit (dBuV/m)	Margin (dB)	UNII Non-Restricted (dBuV/m)	Margin (dB)	Azimuth (Degs)	Height (cm)	Polarity
* 10.621	40.89	PK-U	37.8	-19.6	0	59.09	-	-	74	-14.91	-	-	225	139	H
* 10.62	26.49	ADR	37.8	-19.6	-19	44.88	54	-9.12	-	-	-	-	225	139	H
* 10.621	35.98	PK-U	37.8	-19.6	0	54.18	-	-	74	-19.82	-	-	195	113	V
* 10.621	22.87	ADR	37.8	-19.6	-19	41.26	54	-12.74	-	-	-	-	195	113	V

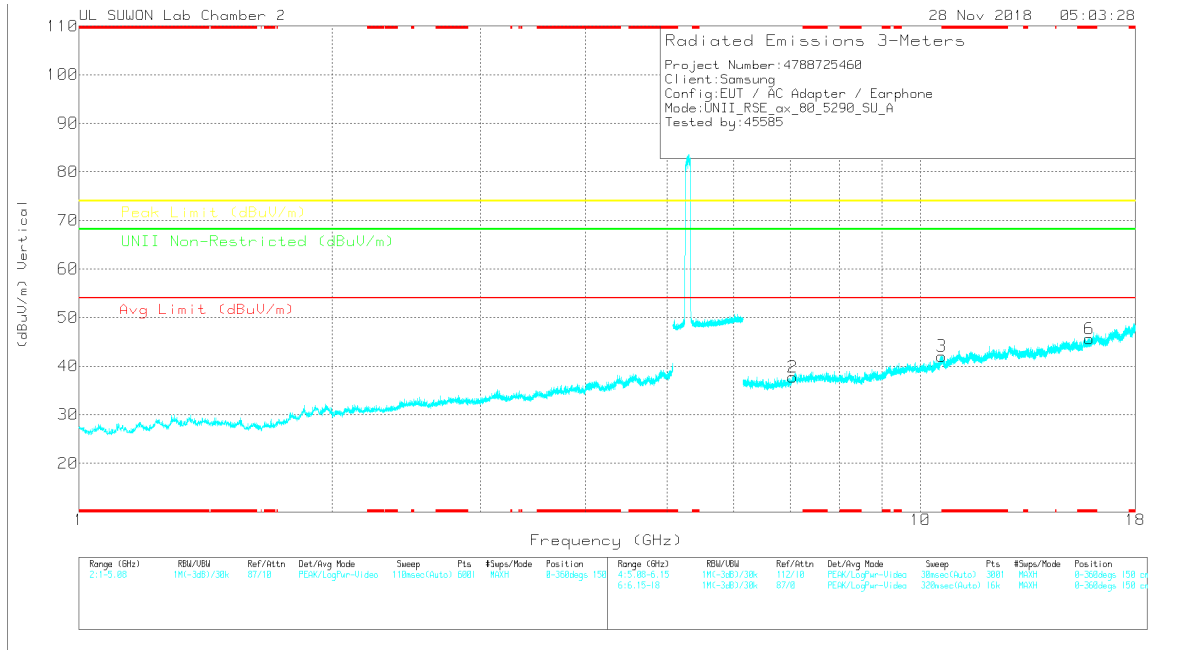
* - indicates frequency in CFR47 Pt 15 / IC RSS-Restricted Band
 PK-U - U-NII: Maximum Peak
 ADR - U-NII AD primary method, RMS average

HE80 SU mode (MIMO)

MID CHANNEL HORIZONTAL



MID CHANNEL VERTICAL



Note: Emission was scanned up to 40GHz; No emissions were detected above the noise floor which was at least 20dB below the specification limit.

MID CHANNEL DATA

Trace Markers

Marker	Frequency (GHz)	Meter Reading (dBuV)	Det	3117_00168724	60Hz_HF(dB)	DC Corr (dB)	Corrected Reading (dBuV/m)	Ag Limit (dBuV/m)	Margin (dB)	Peak Limit (dBuV/m)	Margin (dB)	UNII Non-Restricted (dBuV/m)	Margin (dB)	Asimuth (Degs)	Height (cm)	Polarity
1	7.025	26.6	PK	35.9	-25.3	0	37.2	-	-	-	-	68.2	-31	0-360	150	H
4	10.582	24.37	PK	37.8	-19.7	0	42.47	-	-	-	-	68.2	-25.73	0-360	150	H
5	* 15.871	23.87	PK	40.5	-19.7	0	44.67	-	-	74	-29.33	-	-	0-360	250	H
2	7.049	26.51	PK	35.9	-24.7	0	37.71	-	-	-	-	68.2	-30.49	0-360	250	V
3	* 10.602	23.97	PK	37.8	-19.7	0	42.07	-	-	74	-31.93	-	-	0-360	150	V
6	* 15.871	24.82	PK	40.5	-19.7	0	45.62	-	-	74	-28.38	-	-	0-360	150	V

* - indicates frequency in CFR47 Pt 15 / IC RSS-Restricted Band
 PK – Peak Detector

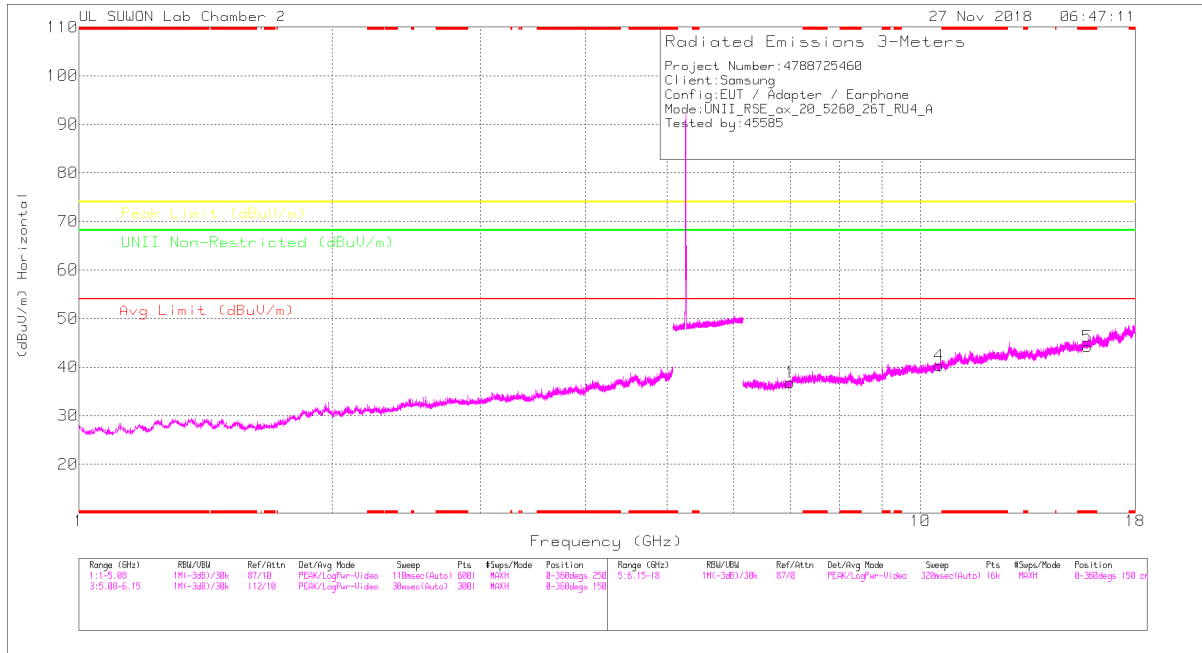
Radiated Emissions

Frequency (GHz)	Meter Reading (dBuV)	Det	3117_00168724	60Hz_HF(dB)	DC Corr (dB)	Corrected Reading (dBuV/m)	Ag Limit (dBuV/m)	Margin (dB)	Peak Limit (dBuV/m)	Margin (dB)	UNII Non-Restricted (dBuV/m)	Margin (dB)	Asimuth (Degs)	Height (cm)	Polarity
* 10.603	37.81	PK-U	37.8	-19.7	0	55.91	-	-	74	-18.09	-	-	105	100	H
* 10.602	23.88	ADR	37.8	-19.7	21	42.19	54	-11.81	-	-	-	-	105	100	H
* 10.634	33.99	PK-U	37.8	-19.6	0	52.19	-	-	74	-21.81	-	-	181	321	V
* 10.601	21.77	ADR	37.8	-19.7	21	40.08	54	-13.92	-	-	-	-	181	321	V

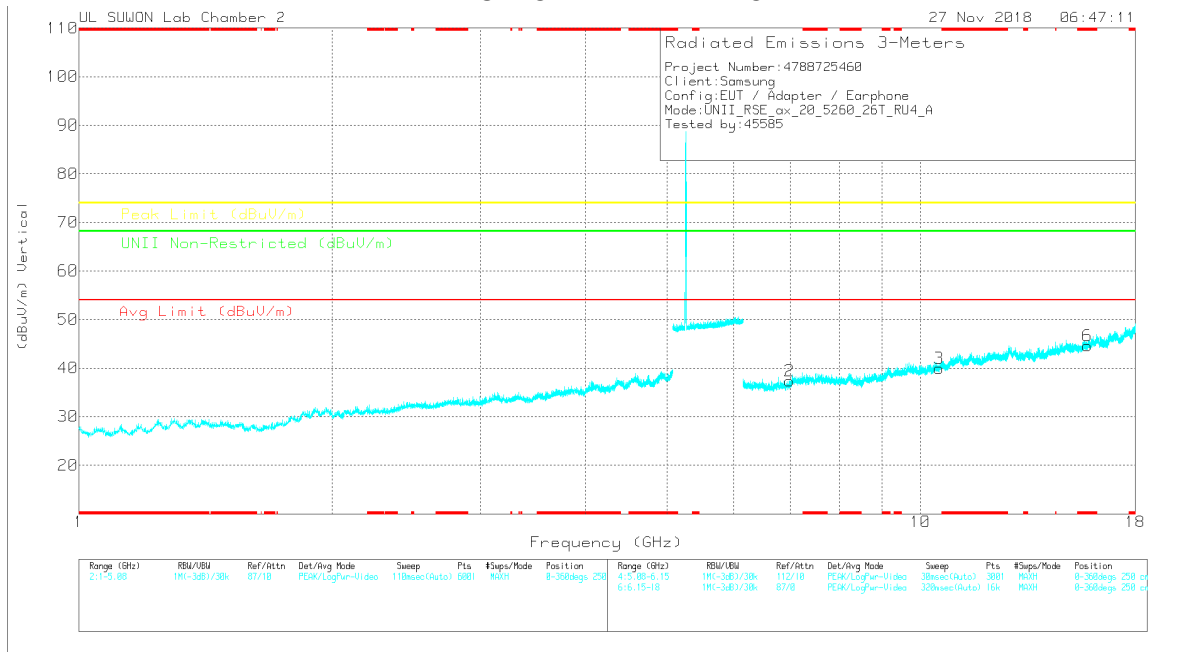
* - indicates frequency in CFR47 Pt 15 / IC RSS-Restricted Band
 PK-U - U-NII: Maximum Peak
 ADR - U-NII AD primary method, RMS average

HE20 RU mode (MIMO / 26T / Low: 4, Mid: 0, High: 4)

LOW CHANNEL HORIZONTAL



LOW CHANNEL VERTICAL



Note: Emission was scanned up to 40GHz; No emissions were detected above the noise floor which was at least 20dB below the specification limit.

LOW CHANNEL DATA

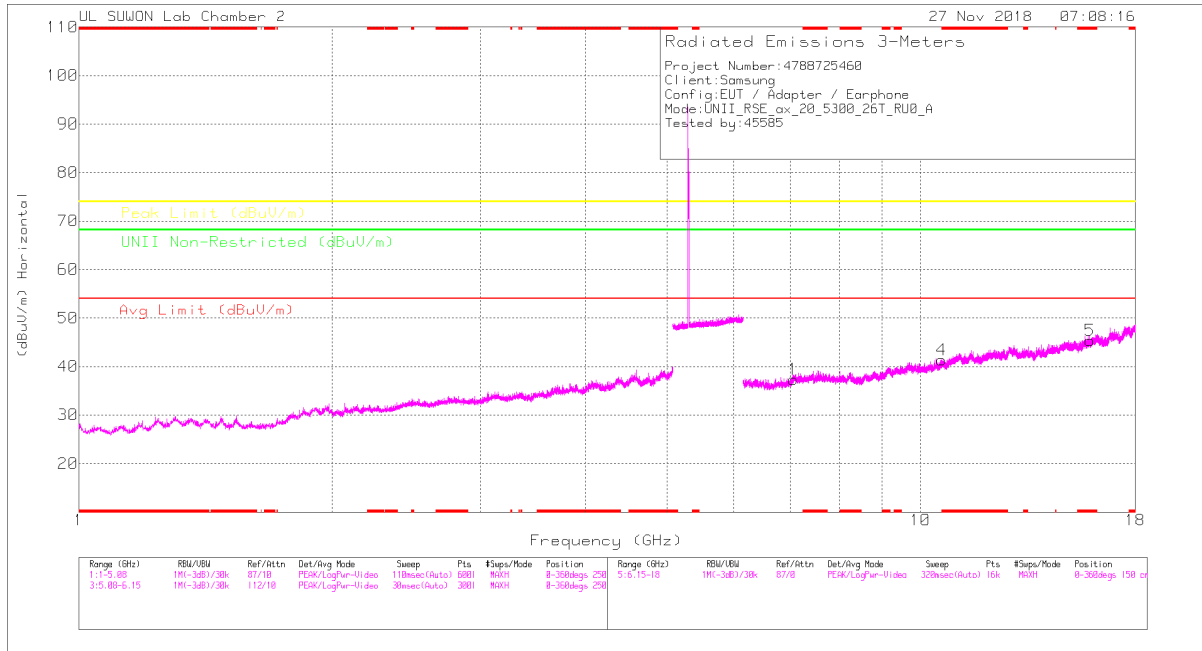
Trace Markers

Marker	Frequency (GHz)	Marker Reading (dBuV)	Det	3117_00168724	66GHz_HP[dB]	DC Corr (dB)	Corrected Reading (dBuV/m)	Avg Limit (dBuV/m)	Margin (dB)	Peak Limit (dBuV/m)	Margin (dB)	Limit Non-Restricted (dBuV/m)	Margin (dB)	Azimuth (Degs)	Height (cm)	Polarity
1	6.999	26.79	PK	35.8	-25.7	0	36.89	-	-	-	-	68.2	-31.31	0-360	250	H
4	10.519	23.36	PK	37.7	-20.7	0	40.36	-	-	-	-	68.2	-27.84	0-360	250	H
5	* 15.78	23.76	PK	40.3	-19.9	0	44.16	-	-	74	-29.84	-	-	0-360	150	H
2	6.991	27.36	PK	35.8	-25.8	0	37.36	-	-	-	-	68.2	-30.84	0-360	150	V
3	10.519	22.98	PK	37.7	-20.7	0	39.98	-	-	-	-	68.2	-28.22	0-360	150	V
6	* 15.78	24.25	PK	40.3	-19.9	0	44.65	-	-	74	-29.35	-	-	0-360	150	V

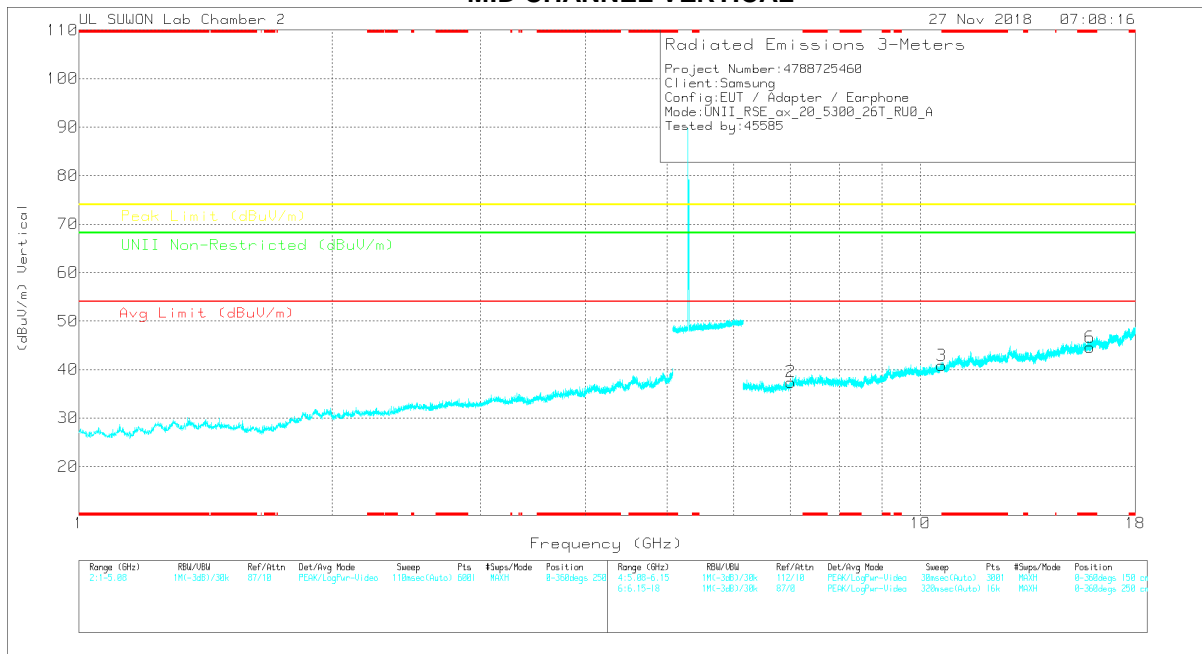
* - indicates frequency in CFR47 Pt 15 / IC RSS-Restricted Band
 PK – Peak Detector

Note: Only peak measurement was performed. Because peak measurement result of unwanted emission is less than average limit (54dBuV/m).

MID CHANNEL HORIZONTAL



MID CHANNEL VERTICAL



Note: Emission was scanned up to 40GHz; No emissions were detected above the noise floor which was at least 20dB below the specification limit.

MID CHANNEL DATA

Trace Markers

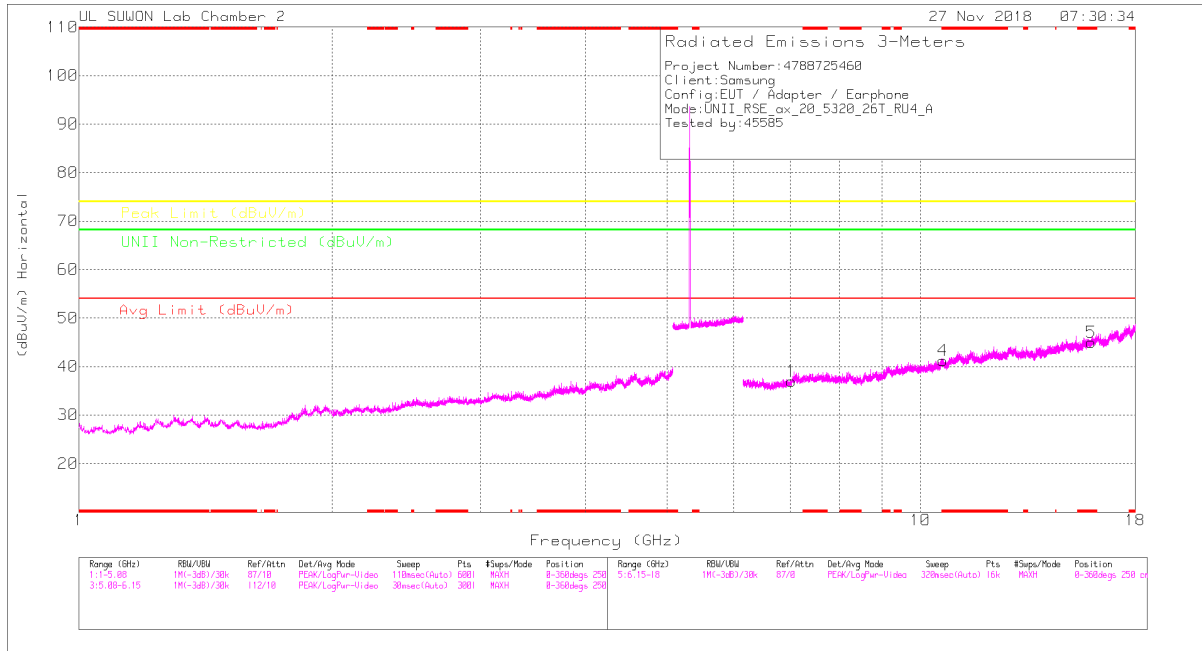
Marker	Frequency (GHz)	Meter Reading (dBuV)	Det	3117_00168724	6GHz_HF[dB]	DC Corr [dB]	Corrected Reading (dBuV/m)	Ag Limit (dBuV/m)	Margin (dB)	Peak Limit (dBuV/m)	Margin (dB)	UNII Non-Restricted (dBuV/m)	Margin (dB)	Asimuth (Degs)	Height (cm)	Polarity
1	7.063	25.61	PK	35.9	-24.2	0	37.31	-	-	-	-	68.2	-30.89	0-360	150	H
4	* 10.602	23.29	PK	37.8	-19.7	0	41.39	-	-	74	-32.61	-	-	0-360	250	H
5	* 15.9	24.41	PK	40.5	-19.5	0	45.41	-	-	74	-28.59	-	-	0-360	250	H
2	7.014	27.12	PK	35.8	-25.5	0	37.42	-	-	-	-	68.2	-30.78	0-360	250	V
3	10.599	22.71	PK	37.8	-19.7	0	40.81	-	-	-	-	68.2	-27.39	0-360	150	V
6	* 15.9	23.61	PK	40.5	-19.5	0	44.61	-	-	74	-29.39	-	-	0-360	150	V

* - indicates frequency in CFR47 Pt 15 / IC RSS-Restricted Band

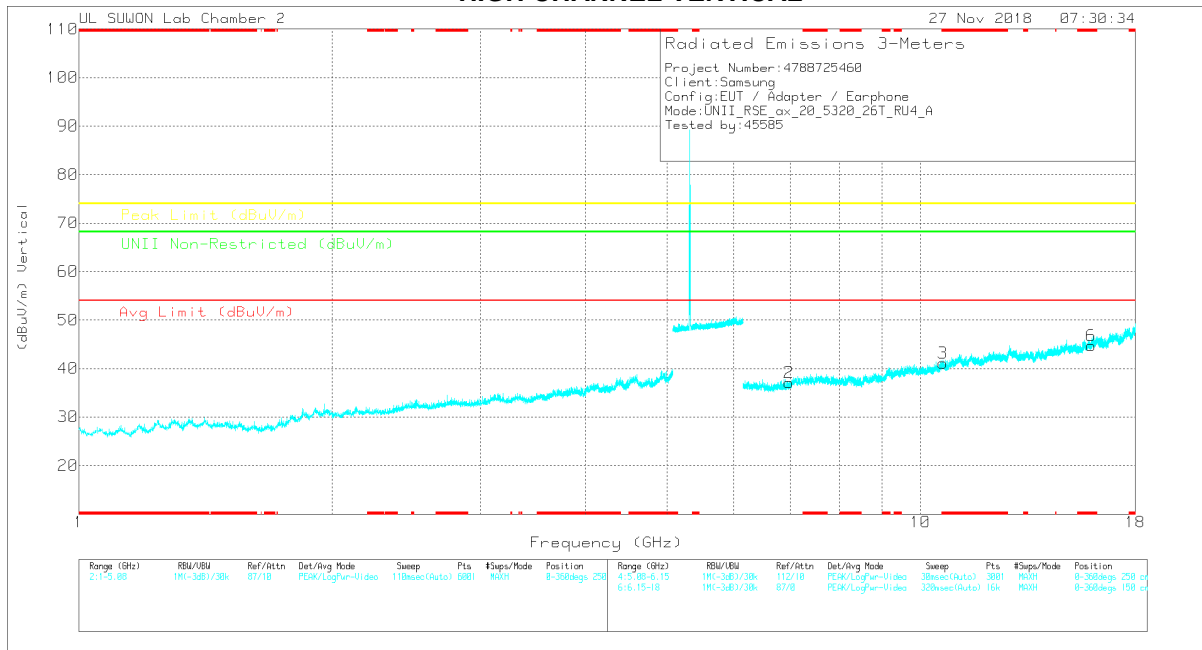
PK – Peak Detector

Note: Only peak measurement was performed. Because peak measurement result of unwanted emission is less than average limit (54dBuV/m).

HIGH CHANNEL HORIZONTAL



HIGH CHANNEL VERTICAL



Note: Emission was scanned up to 40GHz; No emissions were detected above the noise floor which was at least 20dB below the specification limit.

HIGH CHANNEL DATA

Trace Markers

Marker	Frequency (GHz)	Major Reading (dBuV)	Det	3117_00168724	66Hz_HR(dB)	DC Corr (dB)	Corrected Reading (dBuV/m)	Avg Limit (dBuV/m)	Margin (dB)	Peak Limit (dBuV/m)	Margin (dB)	Limit Non-Restricted (dBuV/m)	Margin (dB)	Altitude (Degs)	Height (cm)	Polarity
1	7.026	26.31	PK	35.9	-25.3	0	36.91	-	-	-	-	68.2	-31.29	0-360	150	H
4	* 10.639	23.03	PK	37.8	-19.6	0	41.23	-	-	74	-32.77	-	-	0-360	250	H
5	* 15.96	24.14	PK	40.5	-19.6	0	45.04	-	-	74	-28.96	-	-	0-360	250	H
2	6.981	26.97	PK	35.8	-25.7	0	37.07	-	-	-	-	68.2	-31.13	0-360	150	V
3	* 10.641	22.86	PK	37.8	-19.6	0	41.06	-	-	74	-32.94	-	-	0-360	250	V
6	* 15.96	23.88	PK	40.5	-19.6	0	44.78	-	-	74	-29.22	-	-	0-360	150	V

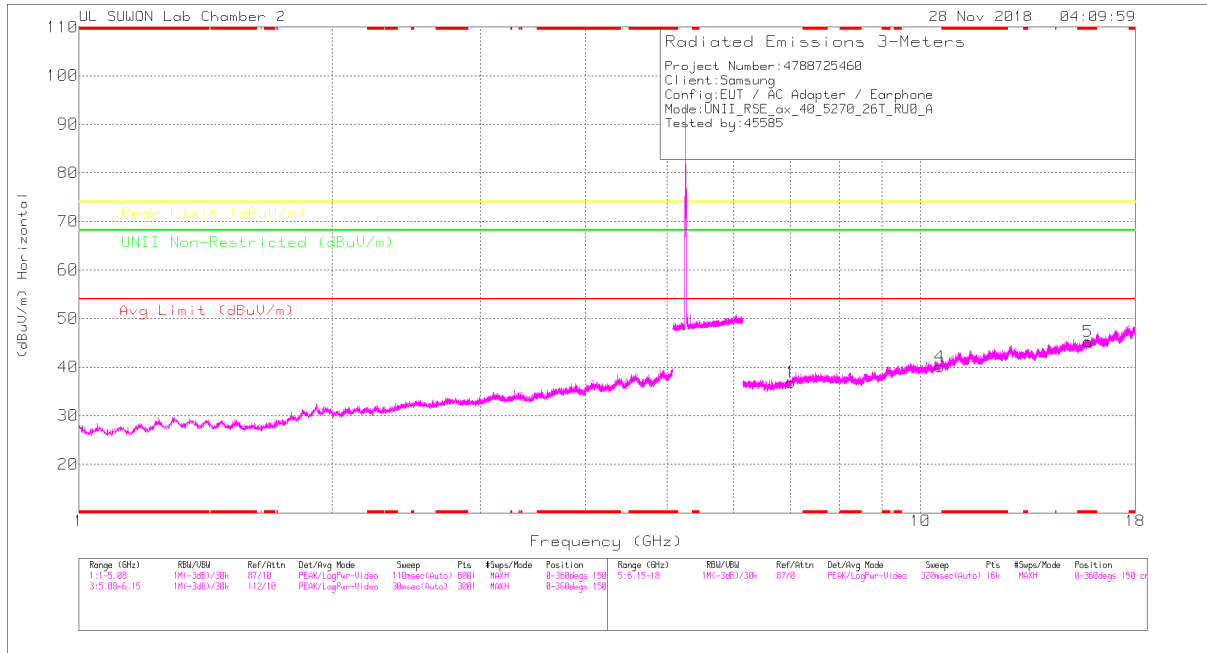
* - indicates frequency in CFR47 Pt 15 / IC RSS-Restricted Band

PK – Peak Detector

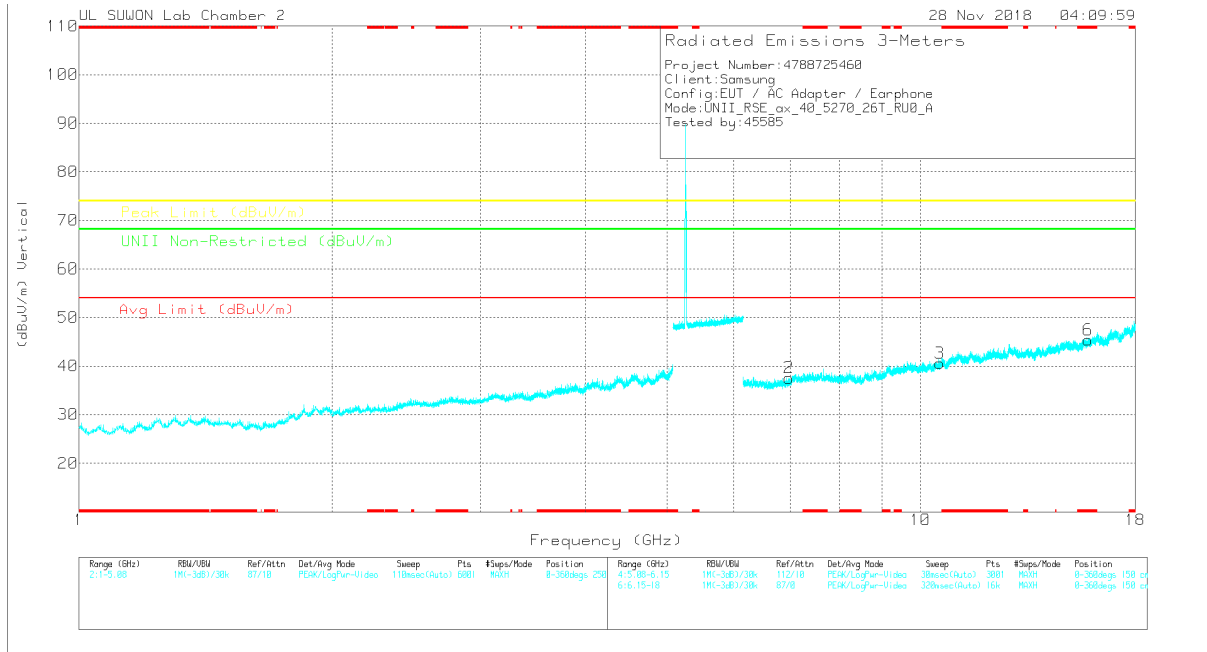
Note: Only peak measurement was performed. Because peak measurement result of unwanted emission is less than average limit (54dBuV/m).

HE40 RU mode (MIMO / 26T / Low: 0, High: 0)

LOW CHANNEL HORIZONTAL



LOW CHANNEL VERTICAL



Note: Emission was scanned up to 40GHz; No emissions were detected above the noise floor which was at least 20dB below the specification limit.

LOW CHANNEL DATA

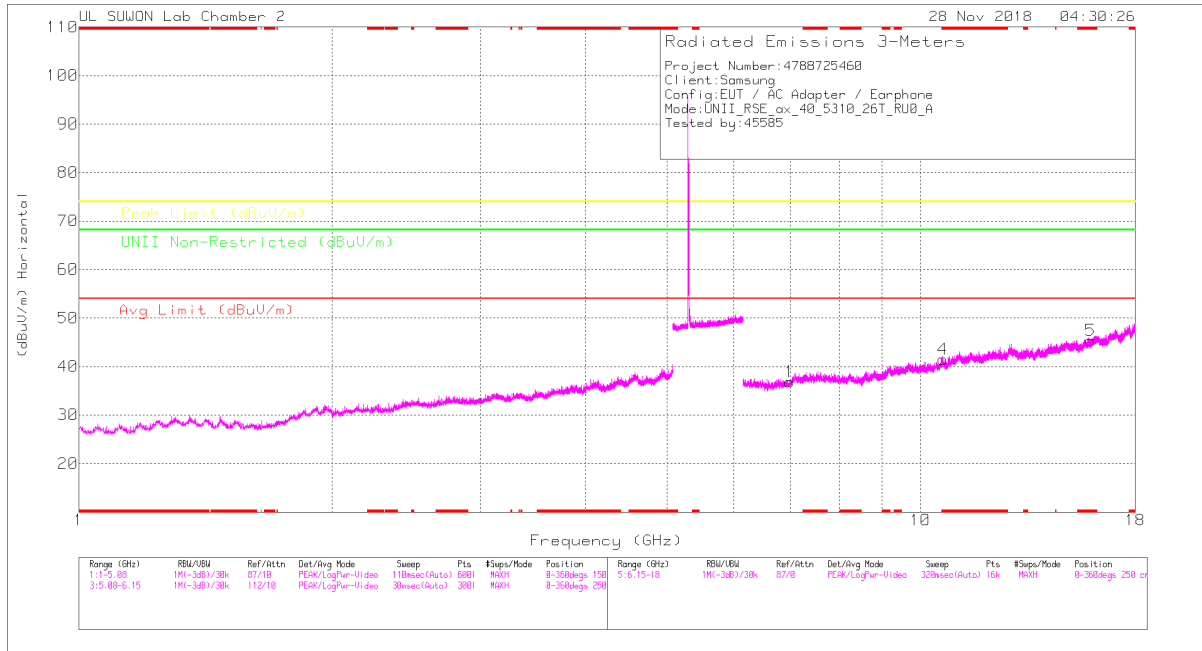
Trace Markers

Marker	Frequency (GHz)	Major Reading (dBuV)	Det	3117_00188724	66Hz_HR(dB)	DC Corr (dB)	Corrected Reading (dBuV/m)	Avg Limit (dBuV/m)	Margin (dB)	Peak Limit (dBuV/m)	Margin (dB)	Limit Non-Restricted (dBuV/m)	Margin (dB)	Azimuth (Degs)	Height (cm)	Polarity
1	7.012	26.59	PK	35.8	-25.5	0	36.89	-	-	-	-	68.2	-31.31	0-360	250	H
4	10.541	22.92	PK	37.7	-20.5	0	40.12	-	-	-	-	68.2	-28.08	0-360	250	H
5	* 15.809	24.72	PK	40.4	-19.9	0	45.22	-	-	74	-28.78	-	-	0-360	250	H
2	6.977	27.45	PK	35.8	-25.7	0	37.55	-	-	-	-	68.2	-30.65	0-360	250	V
3	10.538	23.43	PK	37.7	-20.6	0	40.53	-	-	-	-	68.2	-27.67	0-360	150	V
6	* 15.809	24.89	PK	40.4	-19.9	0	45.39	-	-	74	-28.61	-	-	0-360	250	V

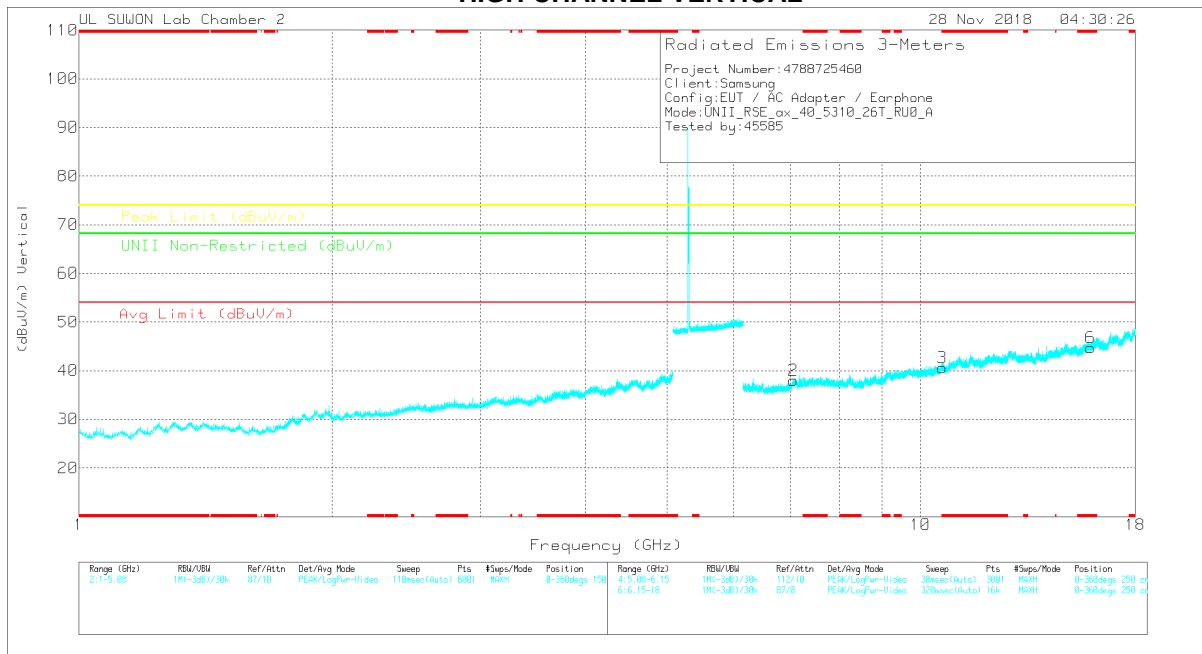
* - indicates frequency in CFR47 Pt 15 / IC RSS-Restricted Band
 PK – Peak Detector

Note: Only peak measurement was performed. Because peak measurement result of unwanted emission is less than average limit (54dBuV/m).

HIGH CHANNEL HORIZONTAL



HIGH CHANNEL VERTICAL



Note: Emission was scanned up to 40GHz; No emissions were detected above the noise floor which was at least 20dB below the specification limit.

HIGH CHANNEL DATA

Trace Markers

Marker	Frequency (GHz)	Major Reading (dBuV)	Det	3117_00188724	66Hz_HR(dB)	DC Corr (dB)	Corrected Reading (dBuV/m)	Avg Limit (dBuV/m)	Margin (dB)	Peak Limit (dBuV/m)	Margin (dB)	Limit Non-Restricted (dBuV/m)	Margin (dB)	Altitude (Degs)	Height (cm)	Polarity
1	6.986	26.81	PK	35.8	-25.8	0	36.81	-	-	-	-	68.2	-31.39	0-360	150	H
4	* 10.625	23.28	PK	37.8	-19.6	0	41.48	-	-	74	-32.52	-	-	0-360	150	H
5	* 15.93	24.36	PK	40.5	-19.5	0	45.36	-	-	74	-28.64	-	-	0-360	150	H
2	7.062	26.41	PK	35.9	-24.3	0	38.01	-	-	-	-	68.2	-30.19	0-360	150	V
3	* 10.621	22.34	PK	37.8	-19.6	0	40.54	-	-	74	-33.46	-	-	0-360	150	V
6	* 15.93	23.74	PK	40.5	-19.5	0	44.74	-	-	74	-29.26	-	-	0-360	250	V

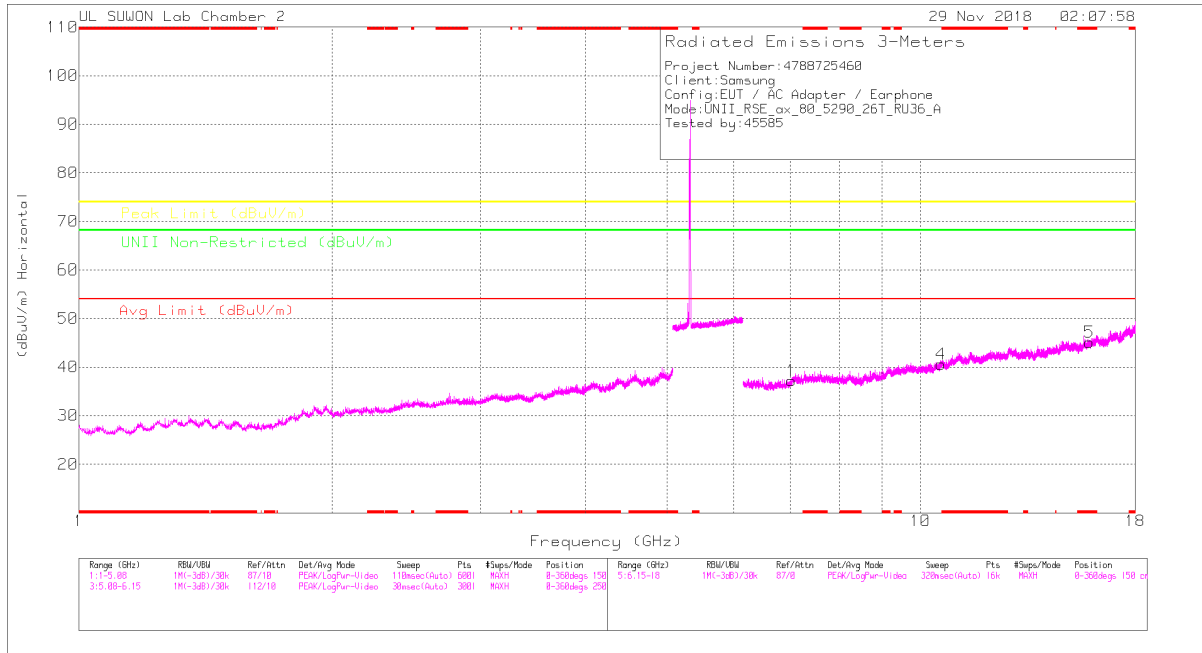
* - indicates frequency in CFR47 Pt 15 / IC RSS-Restricted Band

PK – Peak Detector

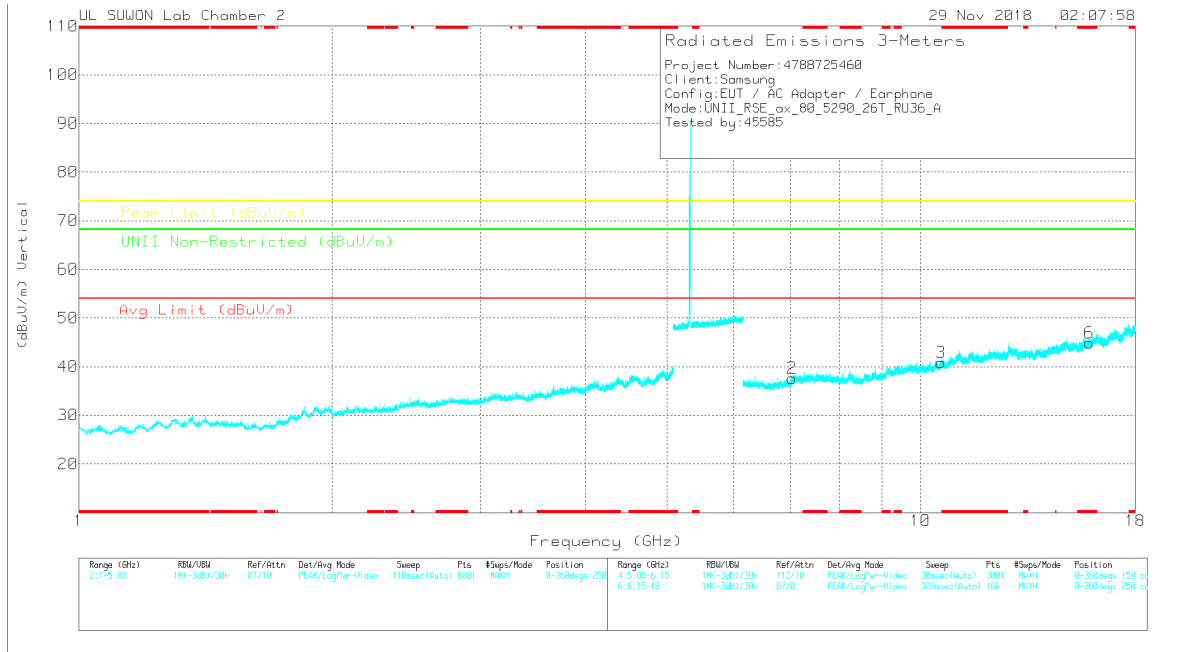
Note: Only peak measurement was performed. Because peak measurement result of unwanted emission is less than average limit (54dBuV/m).

HE80 RU mode (MIMO / 26T / Mid: 36)

MID CHANNEL HORIZONTAL



MID CHANNEL VERTICAL



Note: Emission was scanned up to 40GHz; No emissions were detected above the noise floor which was at least 20dB below the specification limit.

MID CHANNEL DATA

Trace Markers

Marker	Frequency (GHz)	Major Reading (dBuV)	Det	3117_00168724	66Hz_HR(dB)	DC Corr (dB)	Corrected Reading (dBuV/m)	Avg Limit (dBuV/m)	Margin (dB)	Peak Limit (dBuV/m)	Margin (dB)	Limit Non-Restricted (dBuV/m)	Margin (dB)	Azimuth (Degs)	Height (cm)	Polarity
1	7.026	26.65	PK	35.9	-25.3	0	37.25	-	-	-	-	68.2	-30.95	0-360	150	H
4	10.58	22.59	PK	37.8	-19.8	0	40.59	-	-	-	-	68.2	-27.61	0-360	250	H
5	* 15.871	24.28	PK	40.5	-19.7	0	45.08	-	-	74	-28.92	-	-	0-360	250	H
2	7.037	26.77	PK	35.9	-25	0	37.67	-	-	-	-	68.2	-30.53	0-360	150	V
3	10.581	22.89	PK	37.8	-19.8	0	40.89	-	-	-	-	68.2	-27.31	0-360	250	V
6	* 15.87	24.05	PK	40.5	-19.7	0	44.85	-	-	74	-29.15	-	-	0-360	150	V

* - indicates frequency in CFR47 Pt 15 / IC RSS-Restricted Band
 PK – Peak Detector

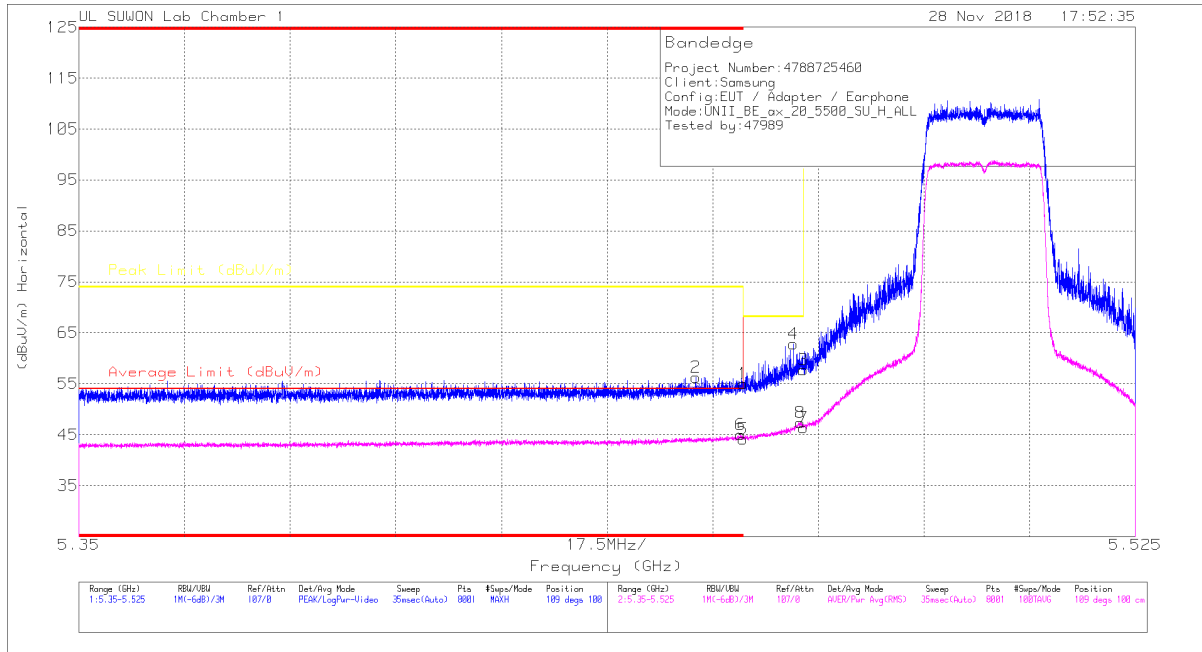
Note: Only peak measurement was performed. Because peak measurement result of unwanted emission is less than average limit (54dBuV/m).

11.7. 5.5-5.6 GHz_2TX

11.7.1.TX ABOVE 1GHz 802.11ax MODE IN THE 5.5GHZ BAND RESTRICTED BANDEDGE (LOW CHANNEL)

HE20 SU mode (MIMO)

HORIZONTAL PEAK AND AVERAGE PLOT



HORIZONTAL DATA

Trace Markers

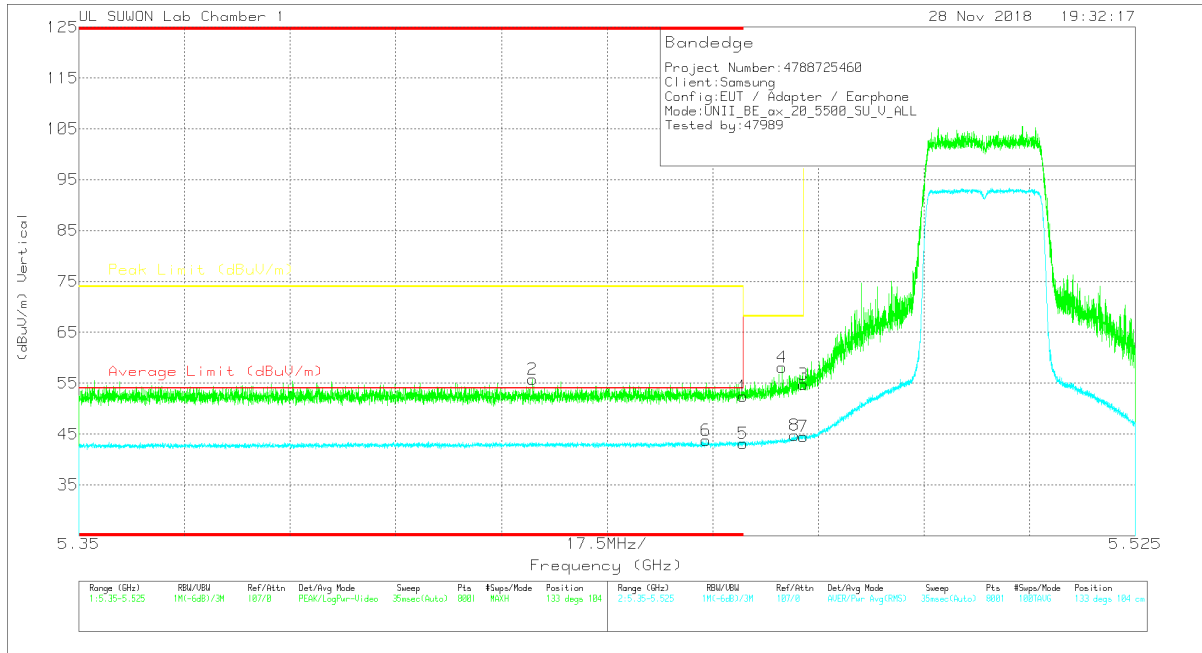
Marker	Frequency (GHz)	Meter Reading (dBuV)	Det	3117_00168717	10dB(dB)	DC Corr (dB)	Corrected Reading (dBuV/m)	Average Limit (dBuV/m)	Margin (dB)	Peak Limit (dBuV/m)	PK Margin (dB)	Azimuth (Degs)	Height (cm)	Polarity
1	* 5.46	41.71	Pk	34.7	-21.4	0	55.01	-	-	74	-18.99	109	100	H
2	* 5.452	43.02	Pk	34.7	-21.4	0	56.32	-	-	74	-17.68	109	100	H
3	5.47	44.42	Pk	34.7	-21.4	0	57.72	-	-	68.2	-10.48	109	100	H
4	5.468	49.48	Pk	34.7	-21.4	0	62.78	-	-	68.2	-5.42	109	100	H
5	* 5.46	30.7	RMS	34.7	-21.5	.21	44.11	54	-9.89	-	-	109	100	H
6	* 5.46	31.6	RMS	34.7	-21.5	.21	45.01	54	-8.99	-	-	109	100	H
7	5.47	32.99	RMS	34.7	-21.5	.21	46.4	-	-	-	-	109	100	H
8	5.47	34.07	RMS	34.7	-21.6	.21	47.38	-	-	-	-	109	100	H

* - indicates frequency in CFR47 Pt 15 / IC RSS-Restricted Band

Pk - Peak detector

RMS - RMS detection

VERTICAL PEAK AND AVERAGE PLOT



VERTICAL DATA

Trace Markers

Marker	Frequency (GHz)	Meter Reading (dBuV)	Det	3117_00168717	10dB[dB]	DC Corr (dB)	Corrected Reading (dBuV/m)	Average Limit (dBuV/m)	Margin (dB)	Peak Limit (dBuV/m)	PK Margin (dB)	Azimuth (Degs)	Height (cm)	Polarity
1	* 5.46	39.16	Pk	34.7	-21.4	0	52.46	-	-	74	-21.54	133	104	V
2	* 5.425	42.64	Pk	34.7	-21.6	0	55.74	-	-	74	-18.26	133	104	V
3	5.47	41.52	Pk	34.7	-21.4	0	54.82	-	-	68.2	-13.38	133	104	V
4	5.466	44.84	Pk	34.7	-21.4	0	58.14	-	-	68.2	-10.06	133	104	V
5	* 5.46	29.69	RMS	34.7	-21.5	.21	43.1	54	-10.9	-	-	133	104	V
6	* 5.454	30.31	RMS	34.7	-21.5	.21	43.72	54	-10.28	-	-	133	104	V
7	5.47	31.09	RMS	34.7	-21.5	.21	44.5	-	-	-	-	133	104	V
8	5.469	31.5	RMS	34.7	-21.6	.21	44.81	-	-	-	-	133	104	V

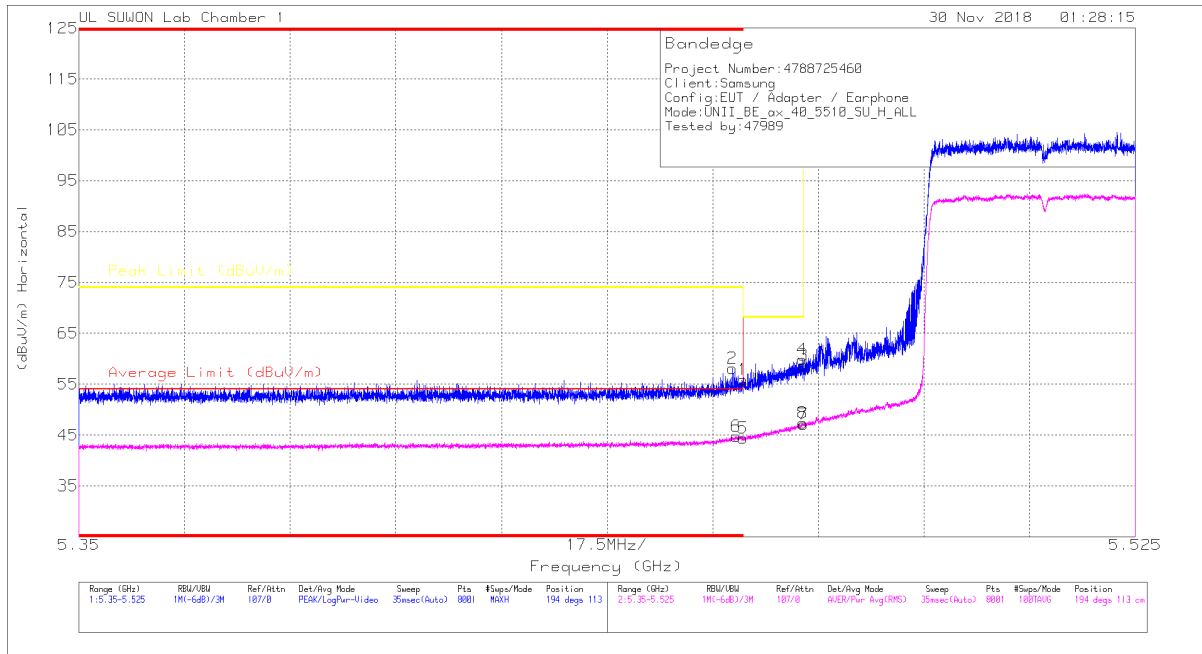
* - indicates frequency in CFR47 Pt 15 / IC RSS-Restricted Band

Pk - Peak detector

RMS - RMS detection

HE40 SU mode (MIMO)

HORIZONTAL PEAK AND AVERAGE PLOT



HORIZONTAL DATA

Trace Markers

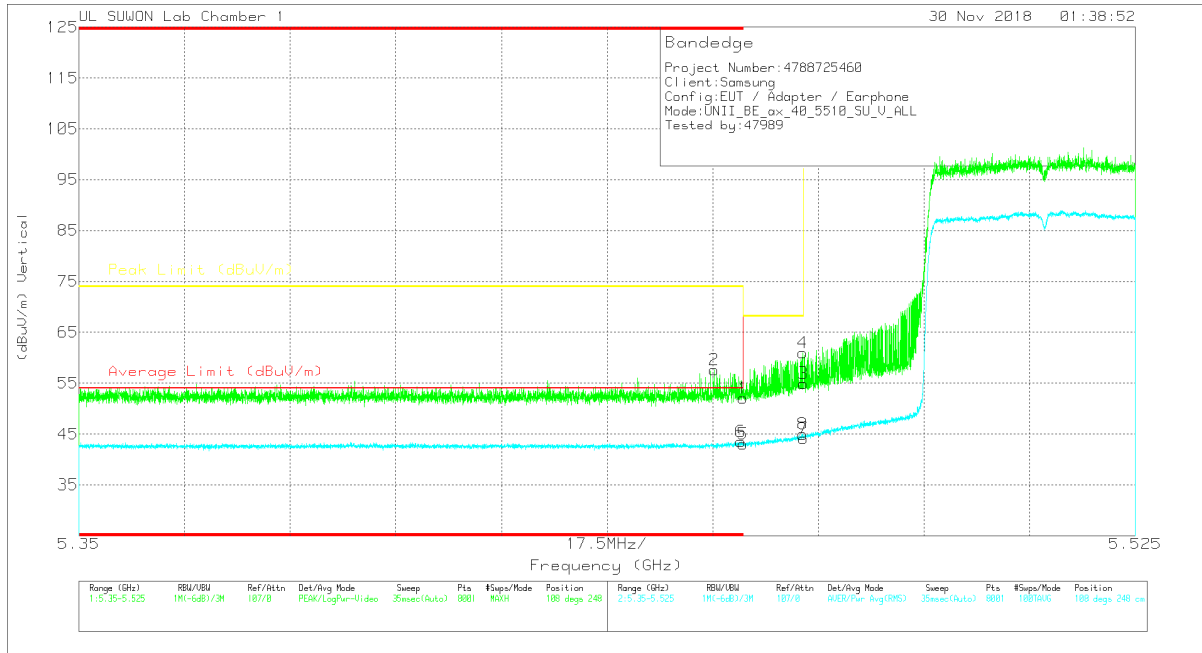
Marker	Frequency (GHz)	Meter Reading (dBuV)	Det	3117_00168717	10dB(dB)	DC Corr (dB)	Corrected Reading (dBuV/m)	Average Limit (dBuV/m)	Margin (dB)	Peak Limit (dBuV/m)	PK Margin (dB)	Azimuth (Degs)	Height (cm)	Polarity
1	* 5.46	42.54	Pk	34.7	-21.4	0	55.84	-	-	74	-18.16	194	113	H
2	* 5.458	44.87	Pk	34.7	-21.5	0	58.07	-	-	74	-15.93	194	113	H
3	5.47	45.43	Pk	34.7	-21.4	0	58.73	-	-	68.2	-9.47	194	113	H
4	5.47	46.52	Pk	34.7	-21.4	0	59.82	-	-	68.2	-8.38	194	113	H
5	* 5.46	31.01	RMS	34.7	-21.5	.19	44.4	54	-9.6	-	-	194	113	H
6	* 5.459	31.5	RMS	34.7	-21.6	.19	44.79	54	-9.21	-	-	194	113	H
7	5.47	33.74	RMS	34.7	-21.5	.19	47.13	-	-	-	-	194	113	H
8	5.47	33.97	RMS	34.7	-21.5	.19	47.36	-	-	-	-	194	113	H

* - indicates frequency in CFR47 Pt 15 / IC RSS-Restricted Band

Pk - Peak detector

RMS - RMS detection

VERTICAL PEAK AND AVERAGE PLOT



VERTICAL DATA

Trace Markers

Marker	Frequency (GHz)	Meter Reading (dBuV)	Det	3117_00168717	10dB(dB)	DC Corr (dB)	Corrected Reading (dBuV/m)	Average Limit (dBuV/m)	Margin (dB)	Peak Limit (dBuV/m)	PK Margin (dB)	Azimuth (Degs)	Height (cm)	Polarity
1	* 5.46	38.78	Pk	34.7	-21.4	0	52.08	-	-	74	-21.92	108	248	V
2	* 5.455	44.34	Pk	34.7	-21.4	0	57.64	-	-	74	-16.96	108	248	V
3	5.47	41.66	Pk	34.7	-21.4	0	54.96	-	-	68.2	-13.24	108	248	V
4	5.47	47.63	Pk	34.7	-21.4	0	60.93	-	-	68.2	-7.27	108	248	V
5	* 5.46	29.64	RMS	34.7	-21.5	.19	43.03	54	-10.97	-	-	108	248	V
6	* 5.46	30.18	RMS	34.7	-21.5	.19	43.57	54	-10.43	-	-	108	248	V
7	5.47	30.79	RMS	34.7	-21.5	.19	44.18	-	-	-	-	108	248	V
8	5.47	31.56	RMS	34.7	-21.5	.19	44.95	-	-	-	-	108	248	V

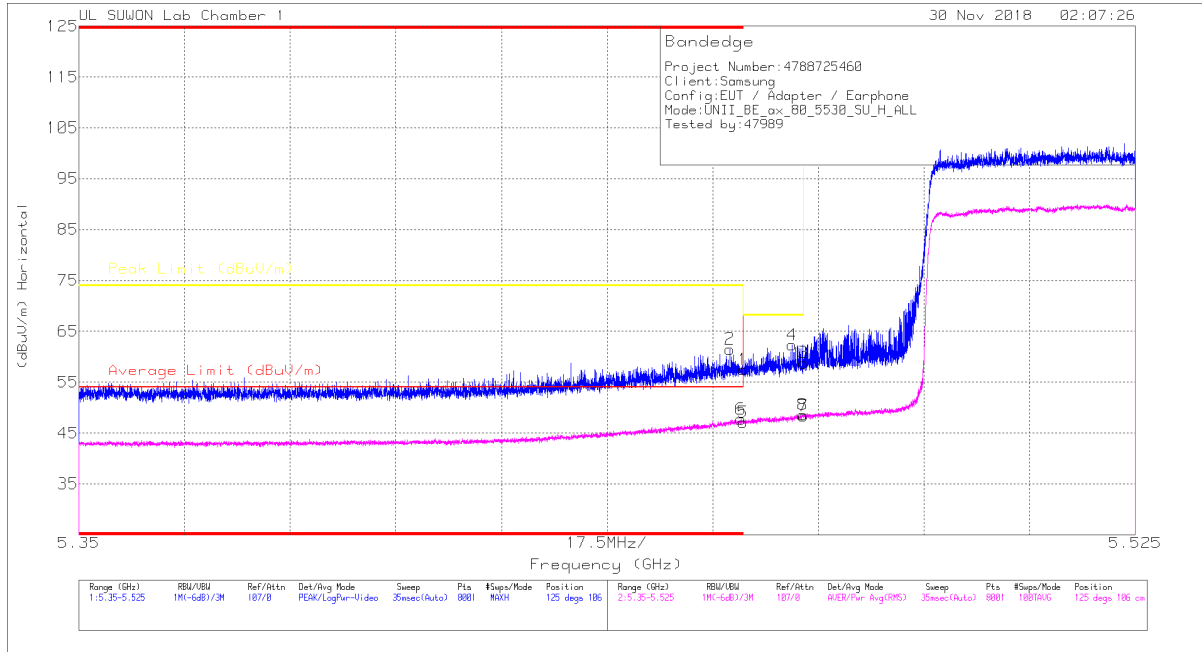
* - indicates frequency in CFR47 Pt 15 / IC RSS-Restricted Band

Pk - Peak detector

RMS - RMS detection

HE80 SU mode (MIMO)

HORIZONTAL PEAK AND AVERAGE PLOT



HORIZONTAL DATA

Trace Markers

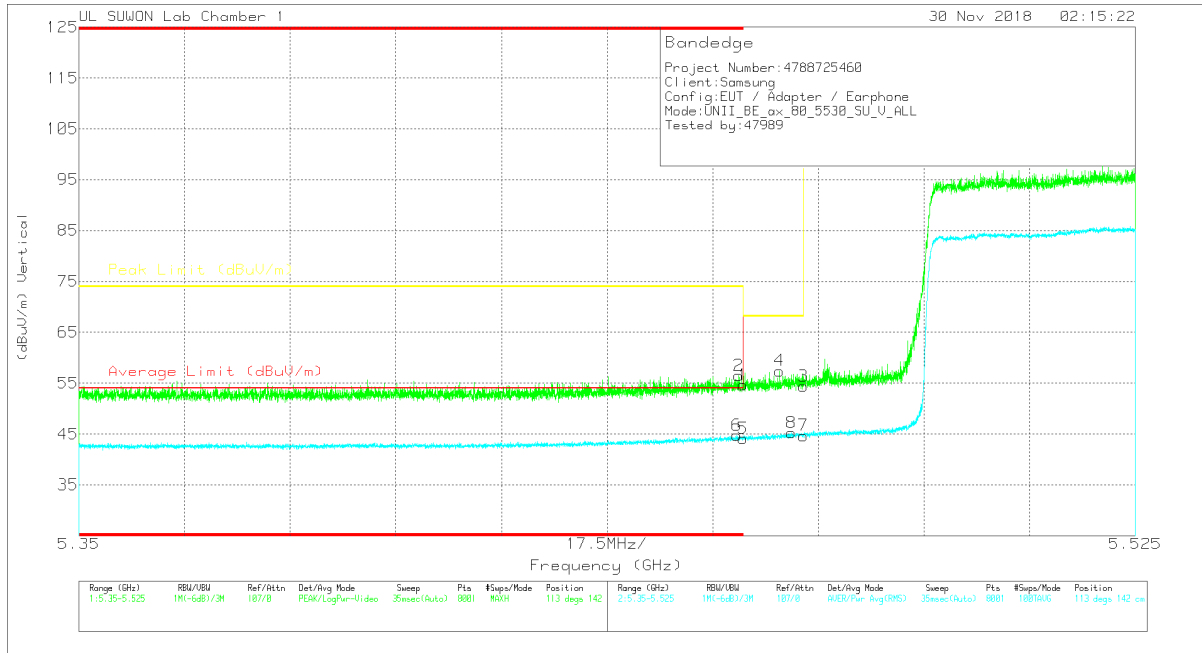
Marker	Frequency (GHz)	Meter Reading (dBuV)	Det	3117_D0168717	10dB(dB)	DC Corr (dB)	Corrected Reading (dBuV/m)	Average Limit (dBuV/m)	Margin (dB)	Peak Limit (dBuV/m)	PK Margin (dB)	Azimuth (Degs)	Height (cm)	Polarity
1	* 5.46	44.17	Pk	34.7	-21.4	0	57.47	-	-	74	-16.53	125	106	H
2	* 5.458	48.32	Pk	34.7	-21.5	0	61.52	-	-	74	-12.48	125	106	H
3	5.47	45.5	Pk	34.7	-21.4	0	58.8	-	-	68.2	-9.4	125	106	H
4	5.468	49.03	Pk	34.7	-21.4	0	62.33	-	-	68.2	-5.87	125	106	H
5	* 5.46	33.72	RMS	34.7	-21.5	.21	47.13	54	-6.87	-	-	125	106	H
6	* 5.46	34.3	RMS	34.7	-21.5	.21	47.71	54	-6.29	-	-	125	106	H
7	5.47	34.92	RMS	34.7	-21.5	.21	48.33	-	-	-	-	125	106	H
8	5.47	35.22	RMS	34.7	-21.5	.21	48.63	-	-	-	-	125	106	H

* - indicates frequency in CFR47 Pt 15 / IC RSS-Restricted Band

Pk - Peak detector

RMS - RMS detection

VERTICAL PEAK AND AVERAGE PLOT



VERTICAL DATA

Trace Markers

Marker	Frequency (GHz)	Meter Reading (dBuV)	Det	3117_00168717	10dB[dB]	DC Corr (dB)	Corrected Reading (dBuV/m)	Average Limit (dBuV/m)	Margin (dB)	Peak Limit (dBuV/m)	PK Margin (dB)	Altitude (Degs)	Height (cm)	Polarity
1	* 5.46	41.35	Pk	34.7	-21.4	0	54.65	-	-	74	-19.35	113	142	V
2	* 5.459	43.16	Pk	34.7	-21.4	0	56.46	-	-	74	-17.54	113	142	V
3	5.47	41.16	Pk	34.7	-21.4	0	54.46	-	-	68.2	-13.74	113	142	V
4	5.466	44.14	Pk	34.7	-21.4	0	57.44	-	-	68.2	-10.76	113	142	V
5	* 5.46	30.7	RMS	34.7	-21.5	.21	44.11	54	-9.89	-	-	113	142	V
6	* 5.459	31.45	RMS	34.7	-21.6	.21	44.76	54	-9.24	-	-	113	142	V
7	5.47	31.29	RMS	34.7	-21.5	.21	44.7	-	-	-	-	113	142	V
8	5.468	31.89	RMS	34.7	-21.6	.21	45.2	-	-	-	-	113	142	V

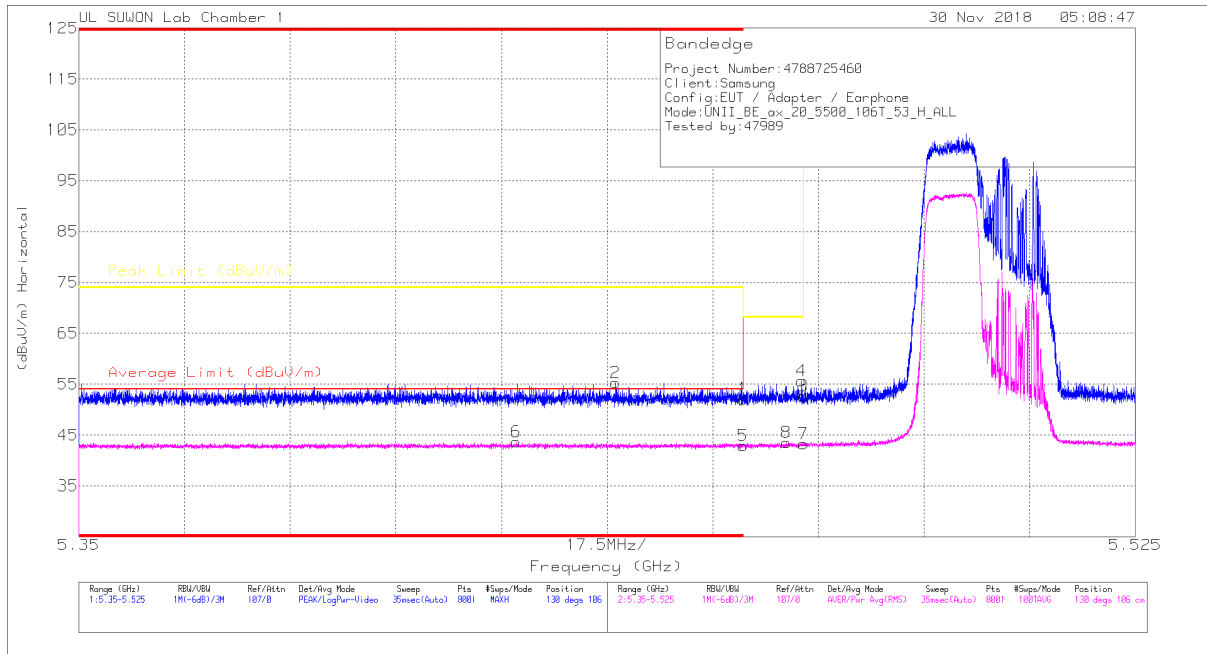
* - indicates frequency in CFR47 Pt 15 / IC RSS-Restricted Band

Pk - Peak detector

RMS - RMS detection

106T RU mode (MIMO / HE20 / RU offset 53)

HORIZONTAL PEAK AND AVERAGE PLOT



HORIZONTAL DATA

Trace Markers

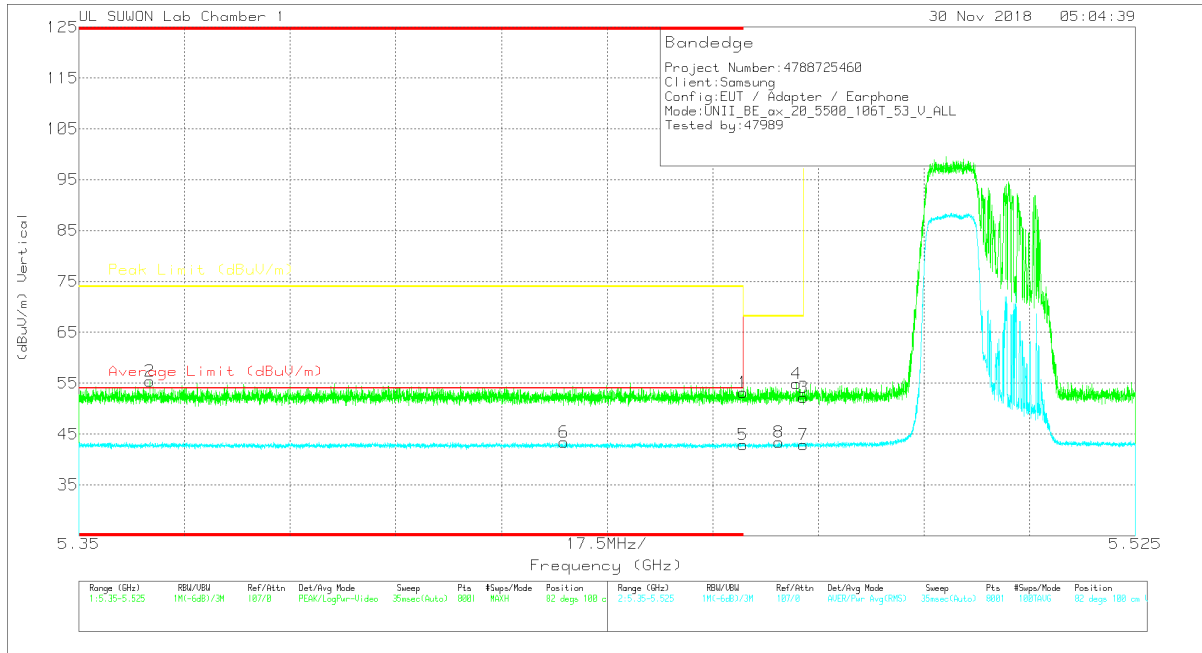
Marker	Frequency (GHz)	Meter Reading (dBuV)	Det	3117_00168717	10dB(dB)	DC Corr (dB)	Corrected Reading (dBuV/m)	Average Limit (dBuV/m)	Margin (dB)	Peak Limit (dBuV/m)	PK Margin (dB)	Asimuth (Degs)	Height (cm)	Polarity
1	* 5.46	38.82	Pk	34.7	-21.4	0	52.12	-	-	74	-21.88	130	106	H
2	* 5.439	42.1	Pk	34.7	-21.5	0	55.3	-	-	74	-18.7	130	106	H
3	5.47	39.35	Pk	34.7	-21.4	0	52.65	-	-	68.2	-15.55	130	106	H
4	5.47	42.4	Pk	34.7	-21.4	0	55.7	-	-	68.2	-12.5	130	106	H
5	* 5.46	29.31	RMS	34.7	-21.5	.44	42.95	54	-11.05	-	-	130	106	H
6	* 5.422	30.11	RMS	34.7	-21.6	.44	43.65	54	-10.35	-	-	130	106	H
7	5.47	29.67	RMS	34.7	-21.5	.44	43.31	-	-	-	-	130	106	H
8	5.467	30	RMS	34.7	-21.6	.44	43.54	-	-	-	-	130	106	H

* - indicates frequency in CFR47 Pt 15 / IC RSS-Restricted Band

Pk - Peak detector

RMS - RMS detection

VERTICAL PEAK AND AVERAGE PLOT



VERTICAL DATA

Trace Markers

Marker	Frequency (GHz)	Meter Reading (dBuV)	Det	3117_00168717	10dB[dB]	DC Corr (dB)	Corrected Reading (dBuV/m)	Average Limit (dBuV/m)	Margin (dB)	Peak Limit (dBuV/m)	PK Margin (dB)	Azimuth (Degs)	Height (cm)	Polarity
1	* 5.46	39.83	Pk	34.7	-21.4	0	53.13	-	-	74	-20.87	82	100	V
2	* 5.362	42.29	Pk	34.7	-21.6	0	55.39	-	-	74	-18.61	82	100	V
3	5.47	38.92	Pk	34.7	-21.4	0	52.22	-	-	68.2	-15.98	82	100	V
4	5.469	41.61	Pk	34.7	-21.4	0	54.91	-	-	68.2	-13.29	82	100	V
5	* 5.46	29.31	RMS	34.7	-21.5	.44	42.95	54	-11.05	-	-	82	100	V
6	* 5.43	29.9	RMS	34.7	-21.6	.44	43.44	54	-10.56	-	-	82	100	V
7	5.47	29.27	RMS	34.7	-21.5	.44	42.91	-	-	-	-	82	100	V
8	5.466	29.9	RMS	34.7	-21.6	.44	43.44	-	-	-	-	82	100	V

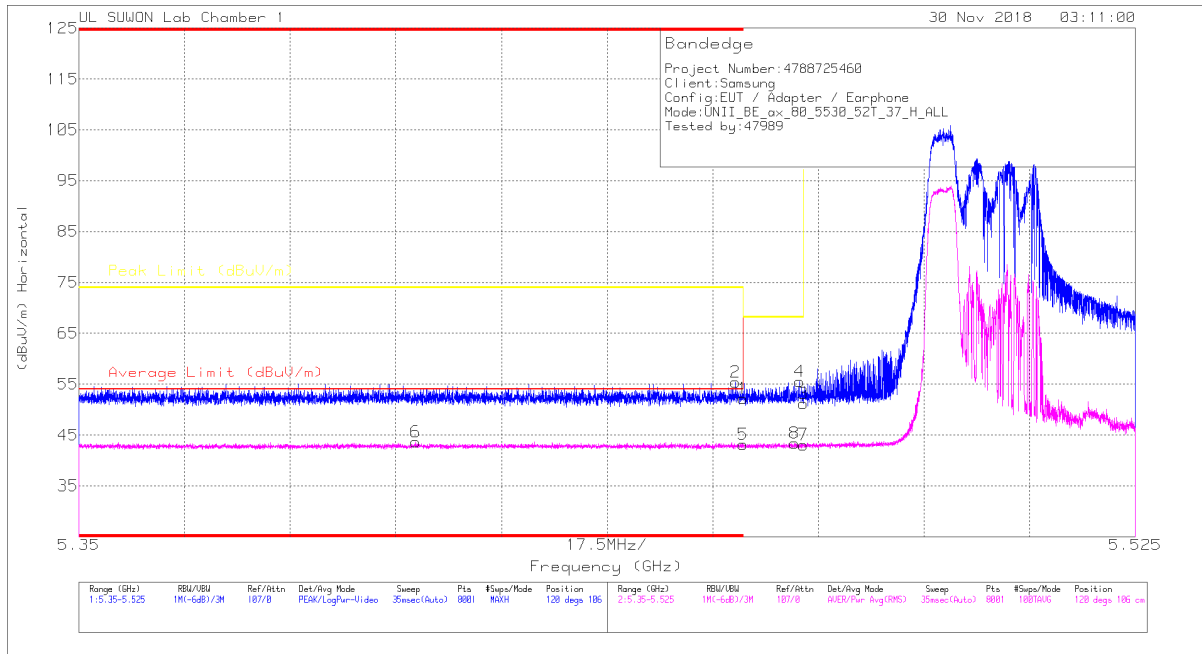
* - indicates frequency in CFR47 Pt 15 / IC RSS-Restricted Band

Pk - Peak detector

RMS - RMS detection

52T RU mode (MIMO / HE80 / RU offset 37)

HORIZONTAL PEAK AND AVERAGE PLOT



HORIZONTAL DATA

Trace Markers

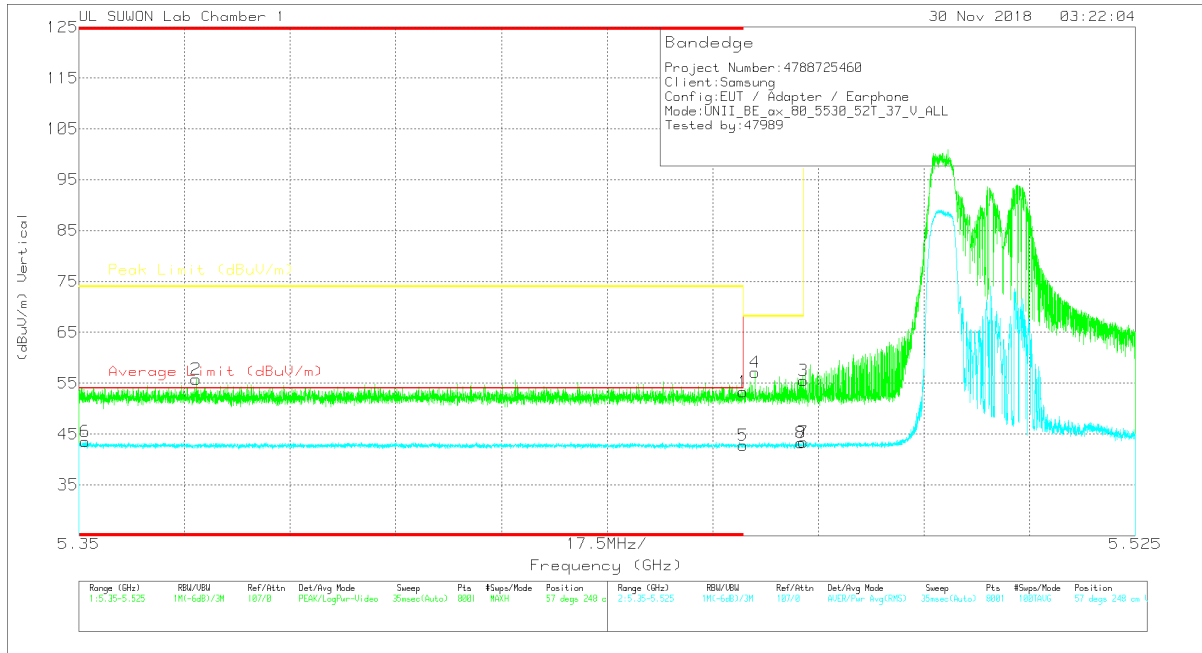
Marker	Frequency (GHz)	Meter Reading (dBuV)	Det	3117_00168717	10dB(dB)	DC Corr (dB)	Corrected Reading (dBuV/m)	Average Limit (dBuV/m)	Margin (dB)	Peak Limit (dBuV/m)	PK Margin (dB)	Asimuth (Degs)	Height (cm)	Polarity
1	* 5.46	38.83	Pk	34.7	-21.4	0	52.13	-	-	74	-21.87	120	106	H
2	* 5.459	42.08	Pk	34.7	-21.4	0	55.38	-	-	74	-18.62	120	106	H
3	5.47	37.84	Pk	34.7	-21.4	0	51.14	-	-	68.2	-17.06	120	106	H
4	5.469	42.18	Pk	34.7	-21.4	0	55.48	-	-	68.2	-12.72	120	106	H
5	* 5.46	29.46	RMS	34.7	-21.5	.46	43.12	54	-10.88	-	-	120	106	H
6	* 5.406	30.21	RMS	34.7	-21.7	.46	43.67	54	-10.33	-	-	120	106	H
7	5.47	29.43	RMS	34.7	-21.5	.46	43.09	-	-	-	-	120	106	H
8	5.469	29.85	RMS	34.7	-21.6	.46	43.41	-	-	-	-	120	106	H

* - indicates frequency in CFR47 Pt 15 / IC RSS-Restricted Band

Pk - Peak detector

RMS - RMS detection

VERTICAL PEAK AND AVERAGE PLOT



VERTICAL DATA

Trace Markers

Marker	Frequency (GHz)	Meter Reading (dBuV)	Det	3117_00168717	10dB[dB]	DC Corr (dB)	Corrected Reading (dBuV/m)	Average Limit (dBuV/m)	Margin (dB)	Peak Limit (dBuV/m)	PK Margin (dB)	Azimuth (Degs)	Height (cm)	Polarity
1	* 5.46	40.02	Pk	34.7	-21.4	0	53.32	-	-	74	-20.68	57	248	V
2	* 5.369	42.63	Pk	34.7	-21.6	0	55.73	-	-	74	-18.27	57	248	V
3	5.47	42.17	Pk	34.7	-21.4	0	55.47	-	-	68.2	-12.73	57	248	V
4	5.462	43.84	Pk	34.7	-21.4	0	57.14	-	-	68.2	-11.06	57	248	V
5	* 5.46	29.16	RMS	34.7	-21.5	.46	42.82	54	-11.18	-	-	57	248	V
6	* 5.351	30.06	RMS	34.7	-21.7	.46	43.52	54	-10.48	-	-	57	248	V
7	5.47	29.69	RMS	34.7	-21.5	.46	43.35	-	-	-	-	57	248	V
8	5.47	29.66	RMS	34.7	-21.5	.46	43.32	-	-	-	-	57	248	V

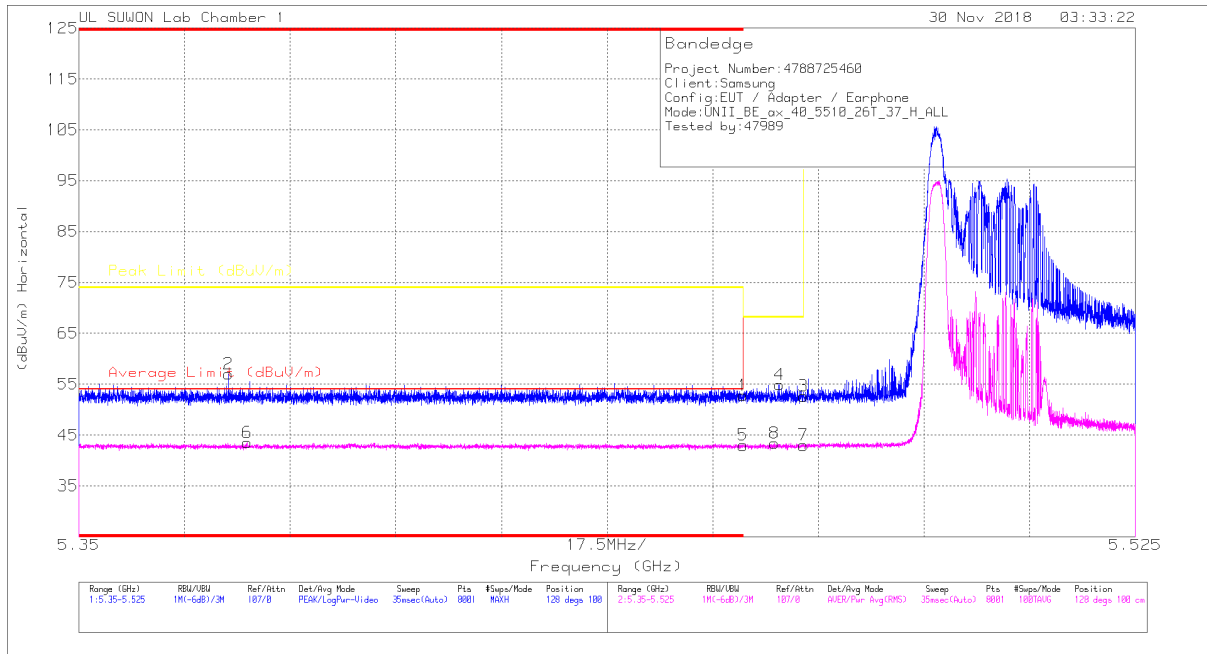
* - indicates frequency in CFR47 Pt 15 / IC RSS-Restricted Band

Pk - Peak detector

RMS - RMS detection

26T RU mode (MIMO / HE40 / RU offset 37)

HORIZONTAL PEAK AND AVERAGE PLOT



HORIZONTAL DATA

Trace Markers

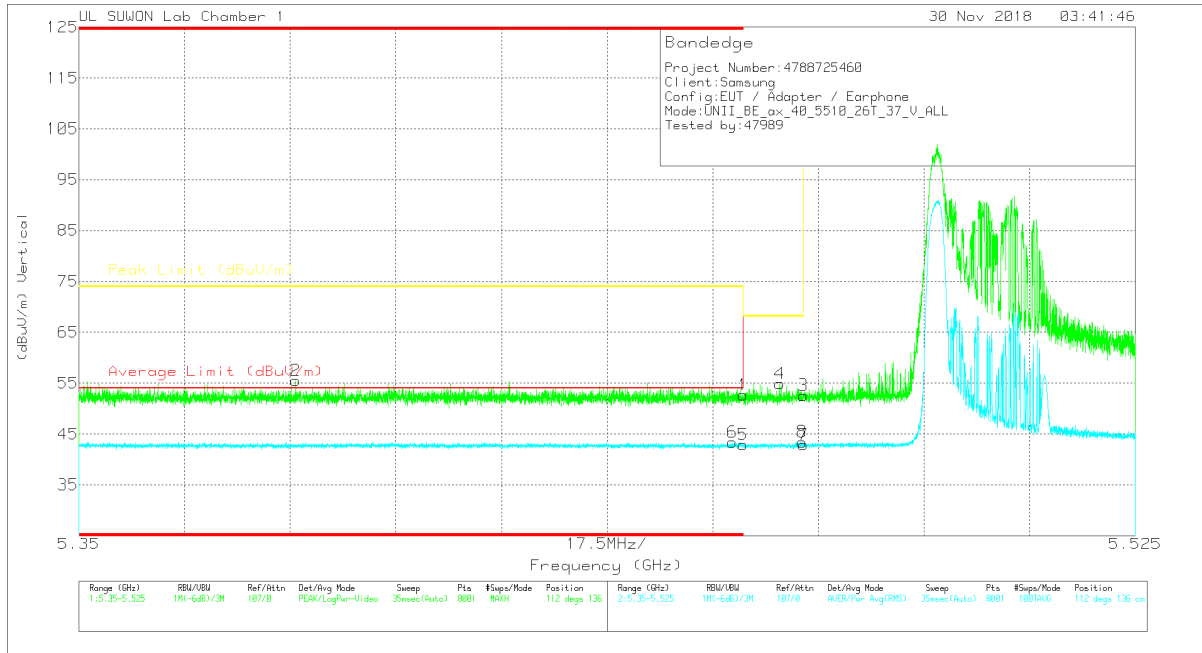
Marker	Frequency (GHz)	Meter Reading (dBuV)	Det	3117_00168717	10dB(dB)	DC Corr (dB)	Corrected Reading (dBuV/m)	Average Limit (dBuV/m)	Margin (dB)	Peak Limit (dBuV/m)	PK Margin (dB)	Asimuth (Degs)	Height (cm)	Polarity
1	* 5.46	39.48	Pk	34.7	-21.4	0	52.78	-	-	74	-21.22	128	100	H
2	* 5.375	43.89	Pk	34.7	-21.6	0	56.99	-	-	74	-17.01	128	100	H
3	5.47	39.32	Pk	34.7	-21.4	0	52.62	-	-	68.2	-15.58	128	100	H
4	5.466	41.62	Pk	34.7	-21.4	0	54.92	-	-	68.2	-13.28	128	100	H
5	* 5.46	29.31	RMS	34.7	-21.5	.46	42.97	54	-11.03	-	-	128	100	H
6	* 5.378	30.12	RMS	34.7	-21.7	.46	43.58	54	-10.42	-	-	128	100	H
7	5.47	29.31	RMS	34.7	-21.5	.46	42.97	-	-	-	-	128	100	H
8	5.465	29.87	RMS	34.7	-21.6	.46	43.43	-	-	-	-	128	100	H

* - indicates frequency in CFR47 Pt 15 / IC RSS-Restricted Band

Pk - Peak detector

RMS - RMS detection

VERTICAL PEAK AND AVERAGE PLOT



VERTICAL DATA

Trace Markers

Marker	Frequency (GHz)	Meter Reading (dBuV)	Det	3117_00168717	10dB[dB]	DC Corr (dB)	Corrected Reading (dBuV/m)	Average Limit (dBuV/m)	Margin (dB)	Peak Limit (dBuV/m)	PK Margin (dB)	Azimuth (Degs)	Height (cm)	Polarity
1	* 5.46	39.33	Pk	34.7	-21.4	0	52.63	-	-	74	-21.37	112	136	V
2	* 5.386	42.27	Pk	34.7	-21.5	0	55.47	-	-	74	-18.53	112	136	V
3	5.47	39.31	Pk	34.7	-21.4	0	52.61	-	-	68.2	-15.59	112	136	V
4	5.466	41.65	Pk	34.7	-21.4	0	54.95	-	-	68.2	-13.25	112	136	V
5	* 5.46	29.3	RMS	34.7	-21.5	.46	42.96	54	-11.04	-	-	112	136	V
6	* 5.458	29.89	RMS	34.7	-21.6	.46	43.45	54	-10.55	-	-	112	136	V
7	5.47	29.26	RMS	34.7	-21.5	.46	42.92	-	-	-	-	112	136	V
8	5.47	29.8	RMS	34.7	-21.5	.46	43.46	-	-	-	-	112	136	V

* - indicates frequency in CFR47 Pt 15 / IC RSS-Restricted Band

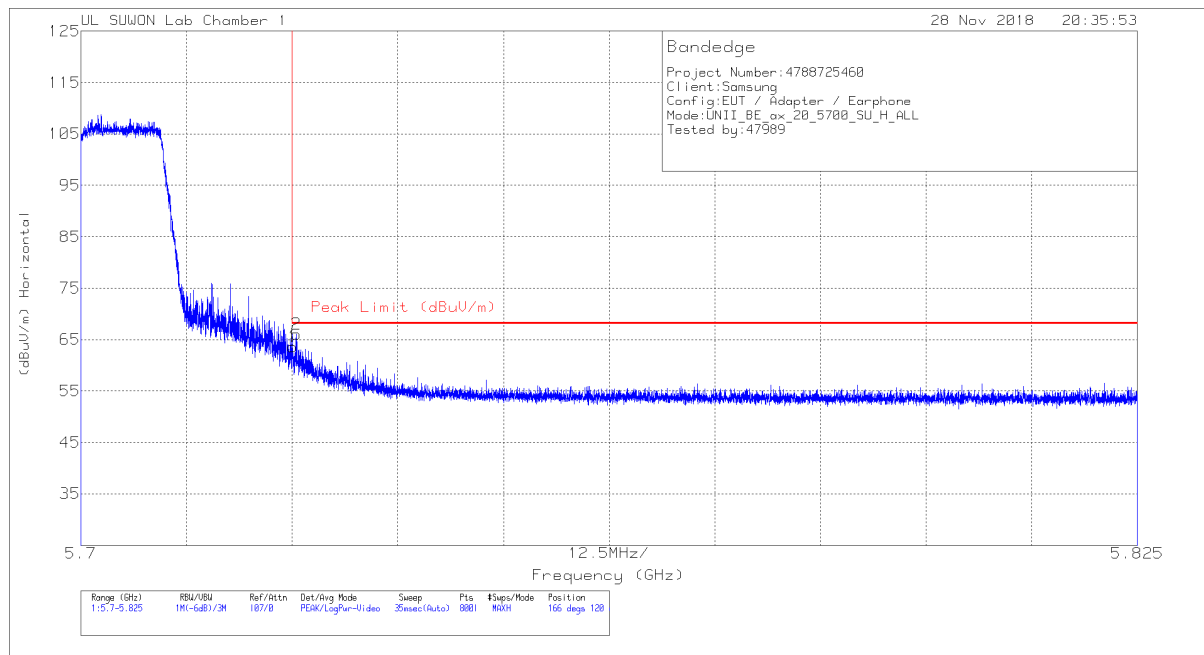
Pk - Peak detector

RMS - RMS detection

AUTHORIZED BANDEDGE (HIGH CHANNEL)

HE20 SU mode (MIMO)

HORIZONTAL PEAK PLOT



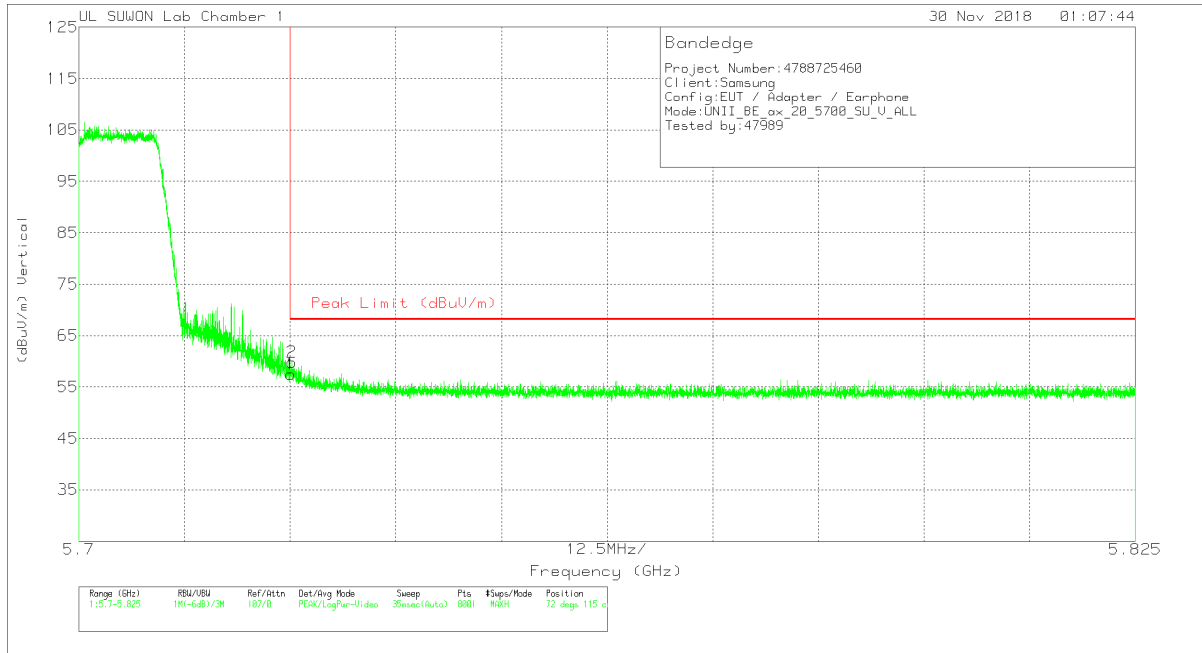
HORIZONTAL DATA

Trace Markers

Marker	Frequency (GHz)	Meter Reading (dBuV)	Det	3117_00168717	10dB[dB]	DC Corr (dB)	Corrected Reading (dBuV/m)	Peak Limit (dBuV/m)	PK Margin (dB)	Azimuth (Degs)	Height (cm)	Polarity
1	5.725	49.92	Pk	34.8	-21.1	0	63.62	68.2	-4.58	166	120	H
2	5.726	52.35	Pk	34.8	-21.1	0	66.05	68.2	-2.15	166	120	H

Pk - Peak detector

VERTICAL PEAK PLOT



VERTICAL DATA

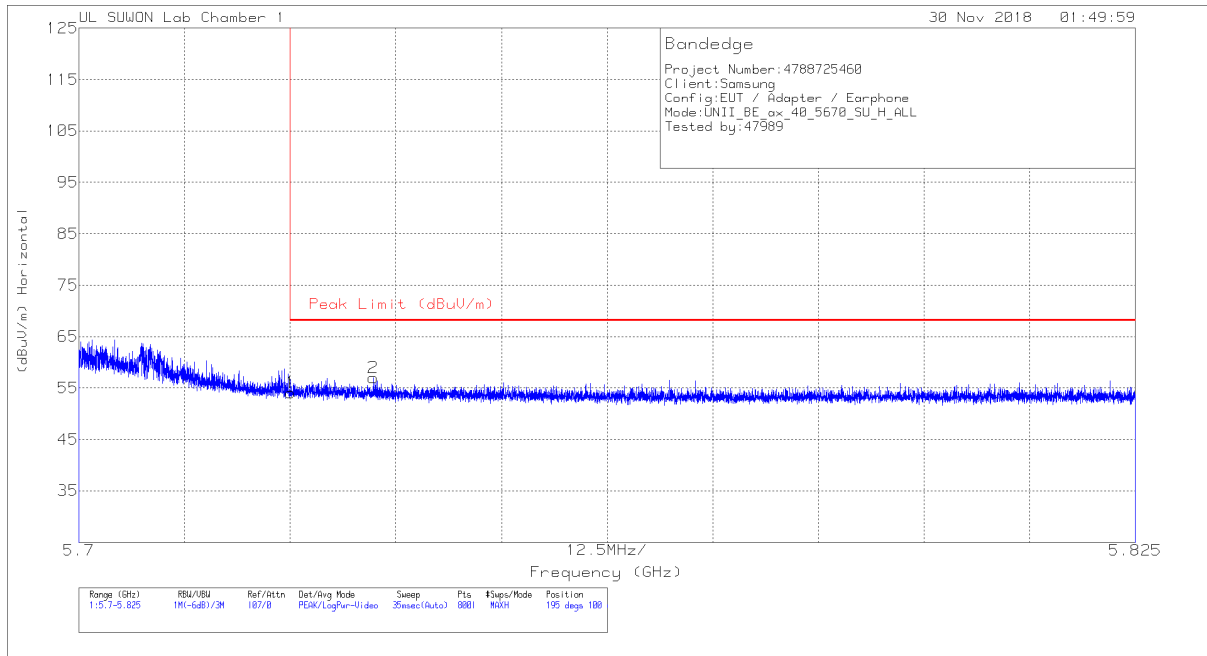
Trace Markers

Marker	Frequency (GHz)	Meter Reading (dBuV)	Det	3117_00168717	10dB[dB]	DC Corr (dB)	Corrected Reading (dBuV/m)	Peak Limit (dBuV/m)	PK Margin (dB)	Azimuth (Degs)	Height (cm)	Polarity
1	5.725	43.84	Pk	34.8	-21.1	0	57.54	68.2	-10.66	72	115	V
2	5.725	46.08	Pk	34.8	-21.1	0	59.78	68.2	-8.42	72	115	V

Pk - Peak detector

HE40 SU mode (MIMO)

HORIZONTAL PEAK PLOT



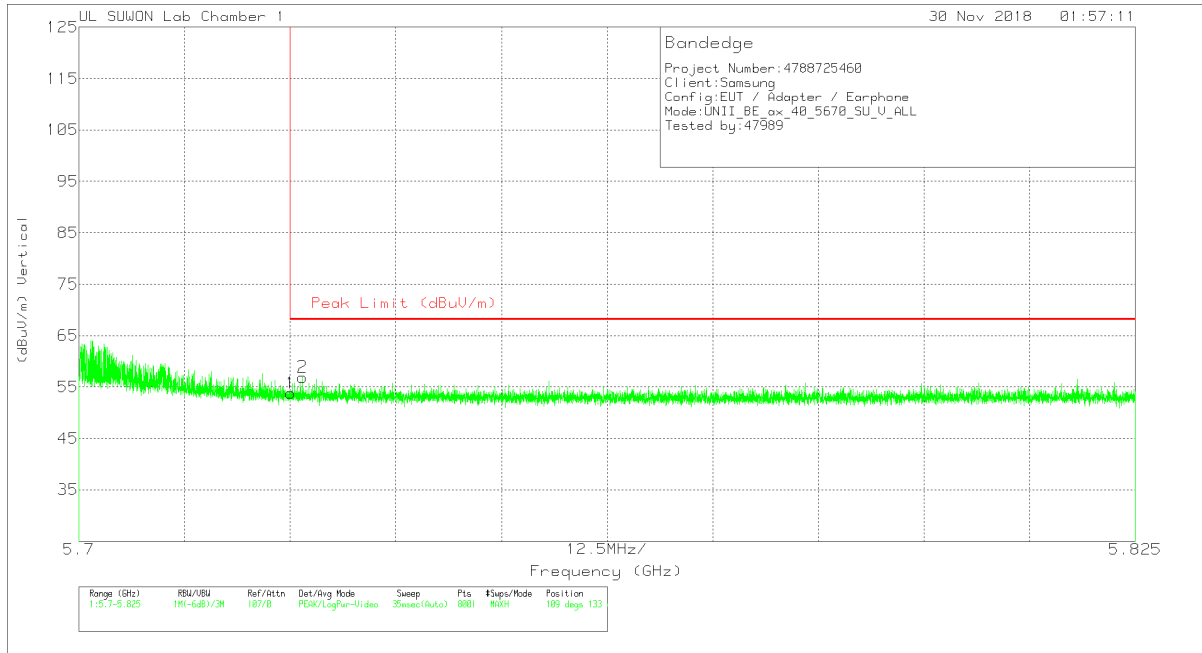
HORIZONTAL DATA

Trace Markers

Marker	Frequency (GHz)	Meter Reading (dBuV)	Det	3117_00168717	10dB[dB]	DC Corr (dB)	Corrected Reading (dBuV/m)	Peak Limit (dBuV/m)	PK Margin (dB)	Azimuth (Degs)	Height (cm)	Polarity
1	5.725	40.41	Pk	34.8	-21.1	0	54.11	68.2	-14.09	195	100	H
2	5.735	43.29	Pk	34.8	-21.1	0	56.99	68.2	-11.21	195	100	H

Pk - Peak detector

VERTICAL PEAK PLOT



VERTICAL DATA

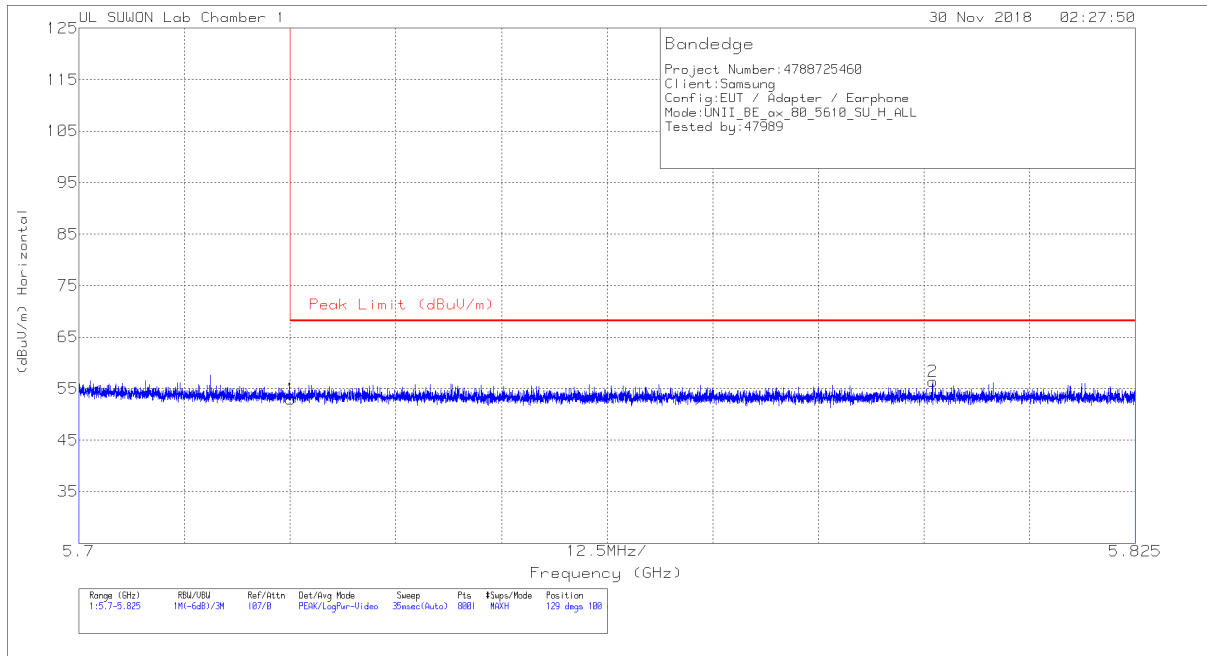
Trace Markers

Marker	Frequency (GHz)	Meter Reading (dBuV)	Det	3117_00168717	10dB[dB]	DC Corr (dB)	Corrected Reading (dBuV/m)	Peak Limit (dBuV/m)	PK Margin (dB)	Azimuth (Degs)	Height (cm)	Polarity
1	5.725	40.13	Pk	34.8	-21.1	0	53.83	68.2	-14.37	109	133	V
2	5.726	43.24	Pk	34.8	-21.1	0	56.94	68.2	-11.26	109	133	V

Pk - Peak detector

HE80 SU mode (MIMO)

HORIZONTAL PEAK PLOT



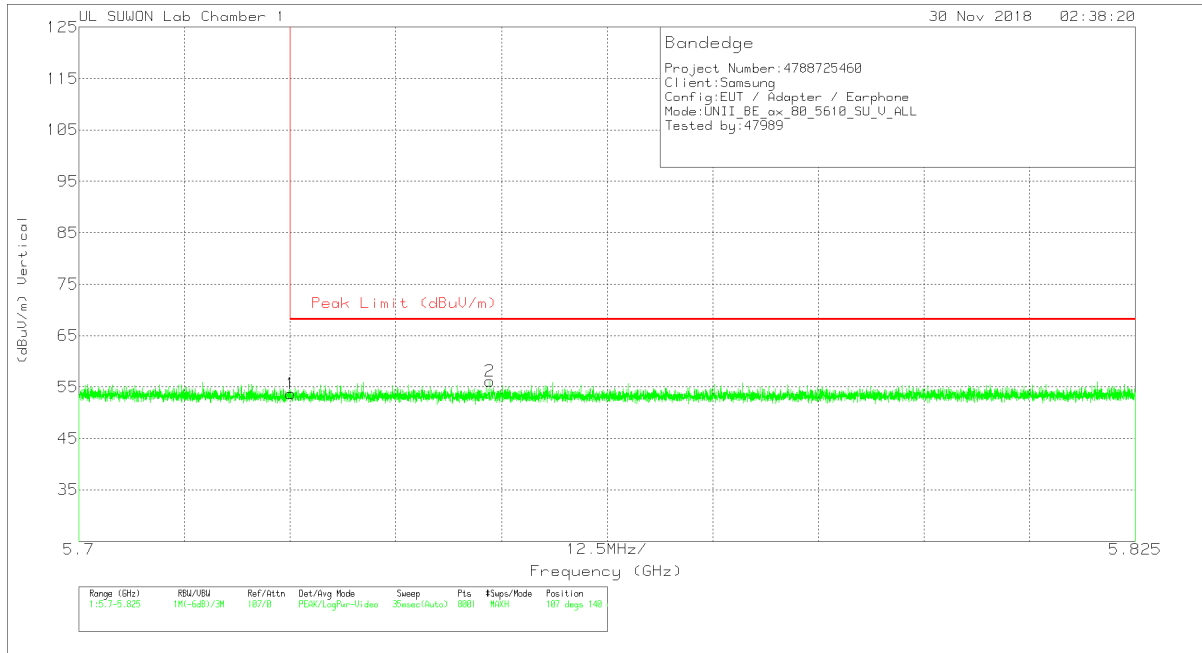
HORIZONTAL DATA

Trace Markers

Marker	Frequency (GHz)	Meter Reading (dBuV)	Det	3117_00168717	10dB[dB]	DC Corr (dB)	Corrected Reading (dBuV/m)	Peak Limit (dBuV/m)	PK Margin (dB)	Azimuth (Degs)	Height (cm)	Polarity
1	5.725	39.31	Pk	34.8	-21.1	0	53.01	68.2	-15.19	129	100	H
2	5.801	42.44	Pk	34.9	-21	0	56.34	68.2	-11.86	129	100	H

Pk - Peak detector

VERTICAL PEAK PLOT



VERTICAL DATA

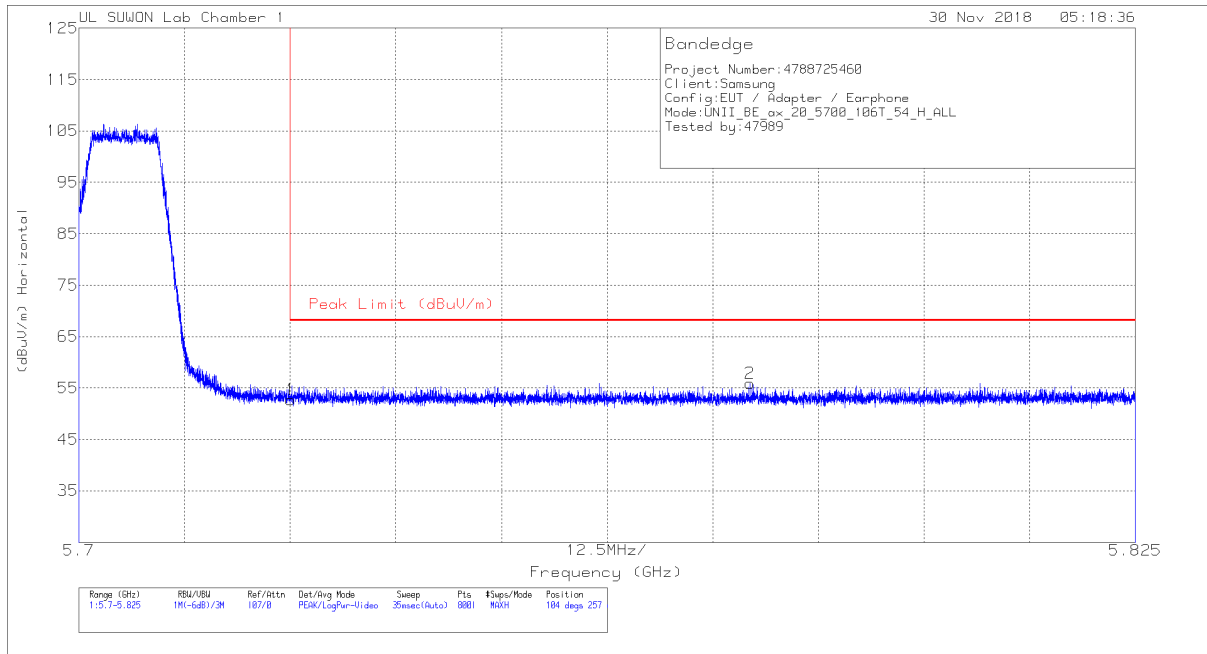
Trace Markers

Marker	Frequency (GHz)	Meter Reading (dBuV)	Det	3117_00168717	10dB[dB]	DC Corr (dB)	Corrected Reading (dBuV/m)	Peak Limit (dBuV/m)	PK Margin (dB)	Azimuth (Degs)	Height (cm)	Polarity
1	5.725	40.03	Pk	34.8	-21.1	0	53.73	68.2	-14.47	107	140	V
2	5.749	42.42	Pk	34.8	-21.1	0	56.12	68.2	-12.08	107	140	V

Pk - Peak detector

106T RU mode (MIMO / HE20 / RU offset 54)

HORIZONTAL PEAK PLOT



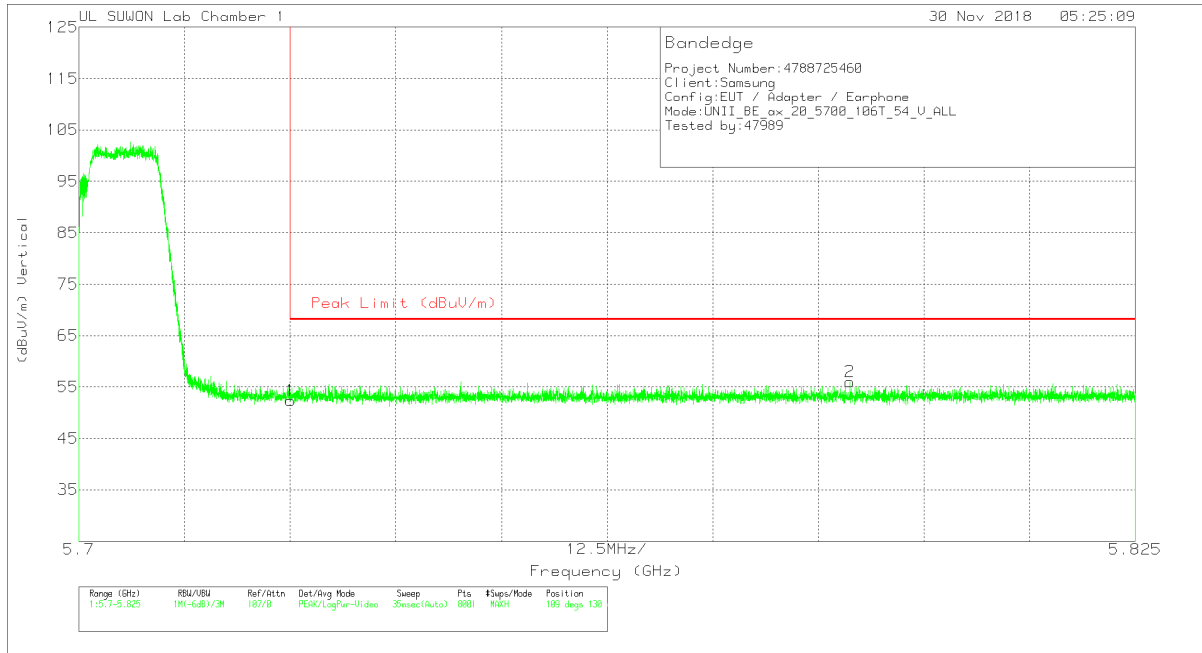
HORIZONTAL DATA

Trace Markers

Marker	Frequency (GHz)	Meter Reading (dBuV)	Det	3117_00168717	10dB[dB]	DC Corr (dB)	Corrected Reading (dBuV/m)	Peak Limit (dBuV/m)	PK Margin (dB)	Azimuth (Degs)	Height (cm)	Polarity
1	5.725	39	Pk	34.8	-21.1	0	52.7	68.2	-15.5	104	257	H
2	5.779	42.13	Pk	34.9	-21.1	0	55.93	68.2	-12.27	104	257	H

Pk - Peak detector

VERTICAL PEAK PLOT



VERTICAL DATA

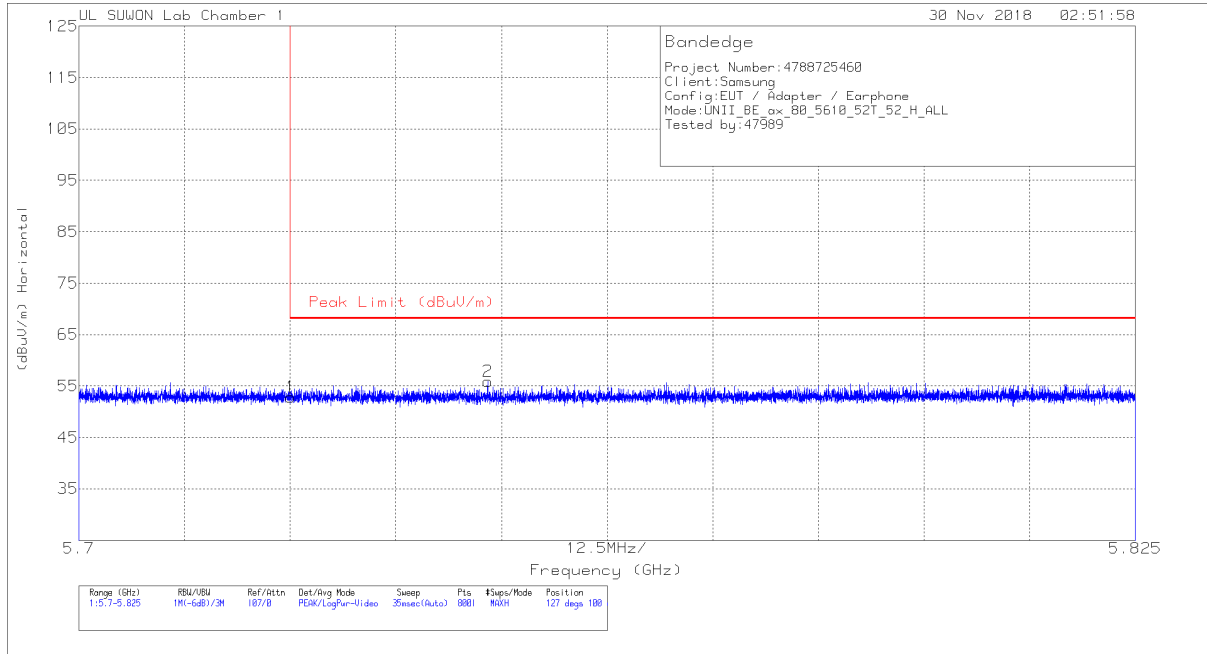
Trace Markers

Marker	Frequency (GHz)	Meter Reading (dBuV)	Det	3117_00168717	10dB[dB]	DC Corr (dB)	Corrected Reading (dBuV/m)	Peak Limit (dBuV/m)	PK Margin (dB)	Azimuth (Degs)	Height (cm)	Polarity
1	5.725	38.63	Pk	34.8	-21.1	0	52.33	68.2	-15.87	109	130	V
2	5.791	42.23	Pk	34.9	-21.1	0	56.03	68.2	-12.17	109	130	V

Pk - Peak detector

52T RU mode (MIMO / HE80 / RU offset 52)

HORIZONTAL PEAK PLOT



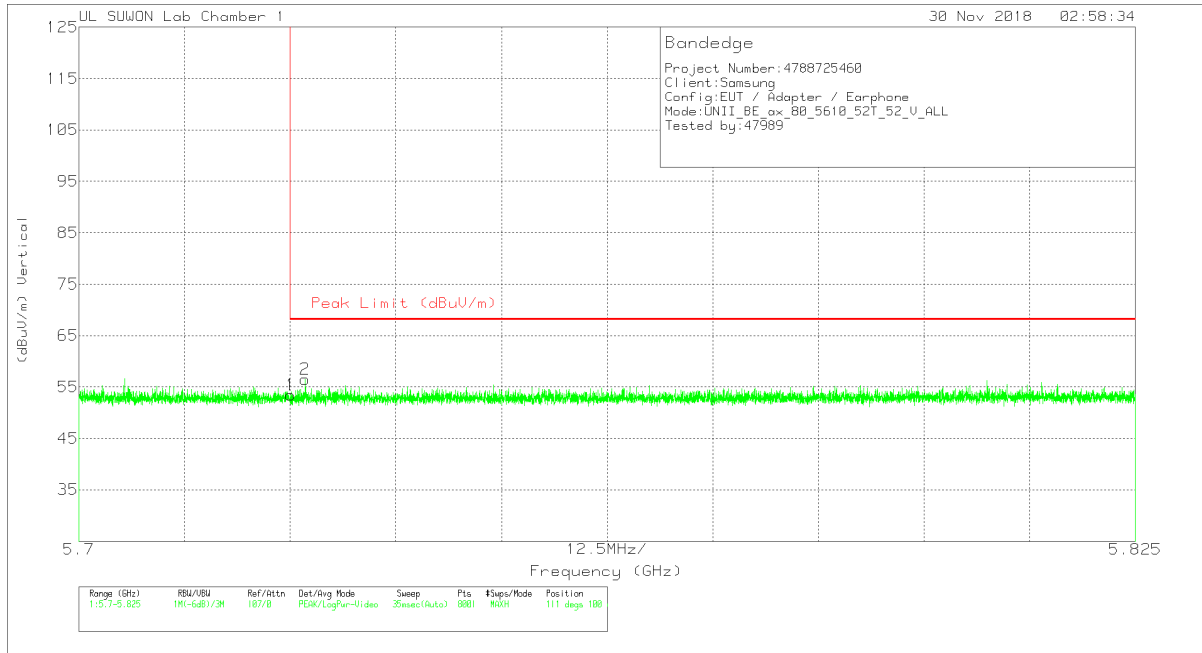
HORIZONTAL DATA

Trace Markers

Marker	Frequency (GHz)	Meter Reading (dBuV)	Det	3117_00168717	10dB[dB]	DC Corr (dB)	Corrected Reading (dBuV/m)	Peak Limit (dBuV/m)	PK Margin (dB)	Azimuth (Degs)	Height (cm)	Polarity
1	5.725	39.17	Pk	34.8	-21.1	0	52.87	68.2	-15.33	127	100	H
2	5.748	42.21	Pk	34.8	-21.1	0	55.91	68.2	-12.29	127	100	H

Pk - Peak detector

VERTICAL PEAK PLOT



VERTICAL DATA

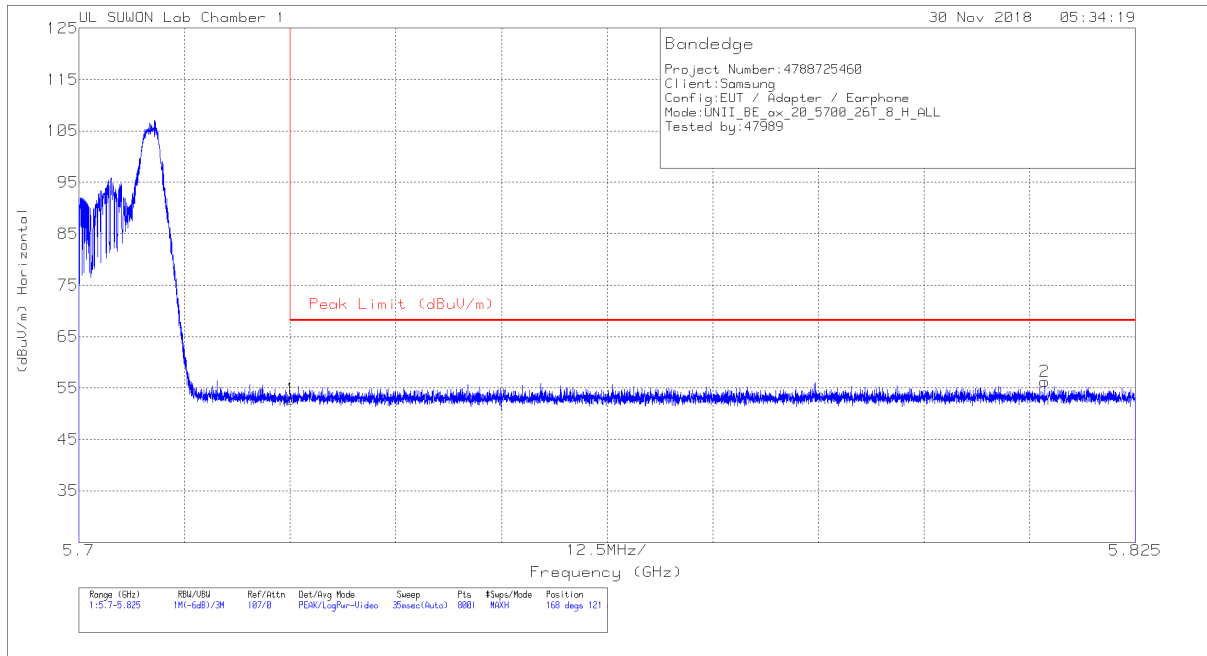
Trace Markers

Marker	Frequency (GHz)	Meter Reading (dBuV)	Det	3117_00168717	10dB[dB]	DC Corr (dB)	Corrected Reading (dBuV/m)	Peak Limit (dBuV/m)	PK Margin (dB)	Azimuth (Degs)	Height (cm)	Polarity
1	5.725	39.78	Pk	34.8	-21.1	0	53.48	68.2	-14.72	111	100	V
2	5.727	42.87	Pk	34.8	-21.1	0	56.57	68.2	-11.63	111	100	V

Pk - Peak detector

26T RU mode (MIMO / HE20 / RU offset 8)

HORIZONTAL PEAK PLOT



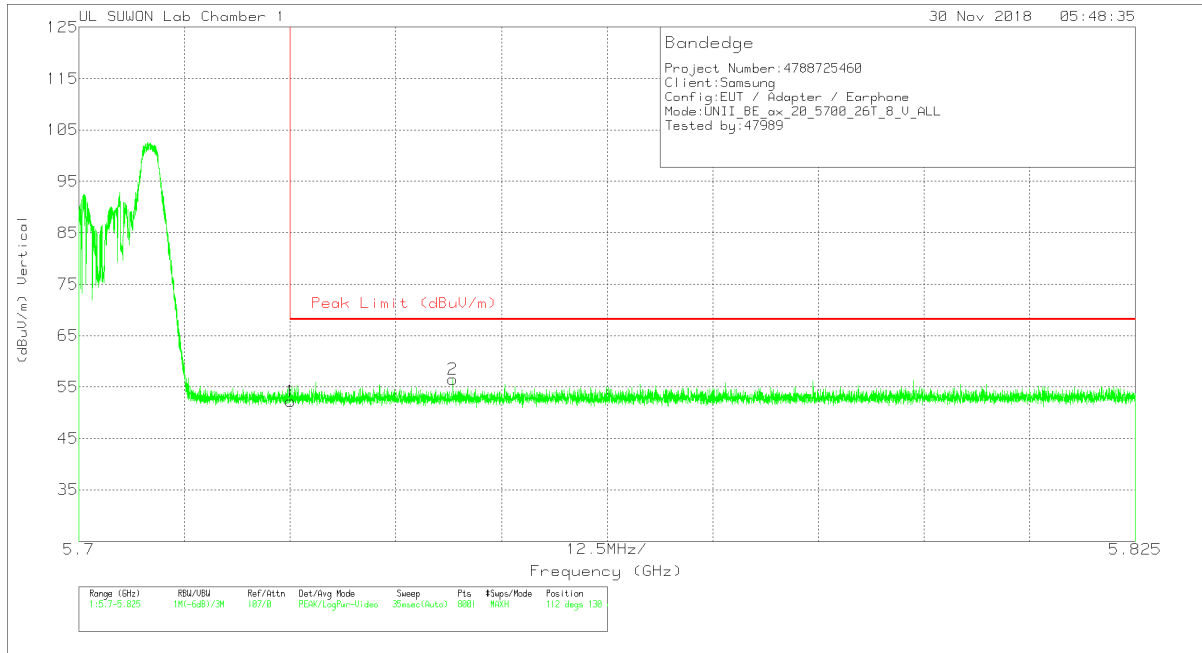
HORIZONTAL DATA

Trace Markers

Marker	Frequency (GHz)	Meter Reading (dBuV)	Det	3117_00168717	10dB[dB]	DC Corr (dB)	Corrected Reading (dBuV/m)	Peak Limit (dBuV/m)	PK Margin (dB)	Azimuth (Degs)	Height (cm)	Polarity
1	5.725	39.19	Pk	34.8	-21.1	0	52.89	68.2	-15.31	168	121	H
2	5.814	42.33	Pk	34.9	-21	0	56.23	68.2	-11.97	168	121	H

Pk - Peak detector

VERTICAL PEAK PLOT



VERTICAL DATA

Trace Markers

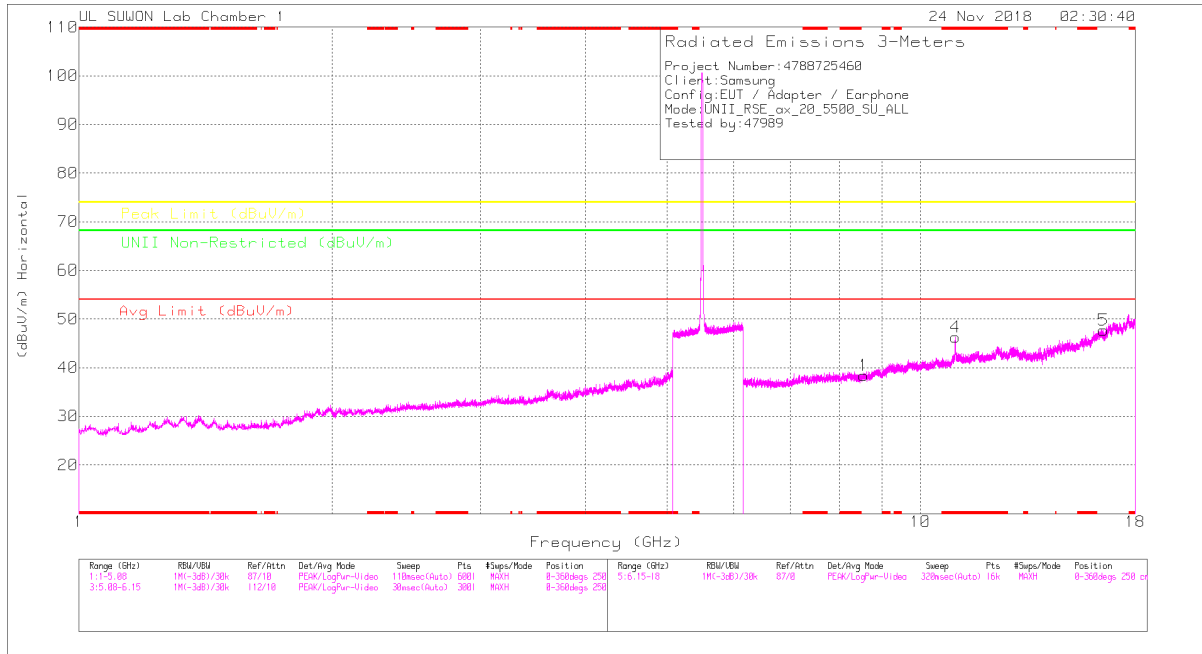
Marker	Frequency (GHz)	Meter Reading (dBuV)	Det	3117_00168717	10dB[dB]	DC Corr (dB)	Corrected Reading (dBuV/m)	Peak Limit (dBuV/m)	PK Margin (dB)	Azimuth (Degs)	Height (cm)	Polarity
1	5.725	38.56	Pk	34.8	-21.1	0	52.26	68.2	-15.94	112	130	V
2	5.744	42.77	Pk	34.8	-21.1	0	56.47	68.2	-11.73	112	130	V

Pk - Peak detector

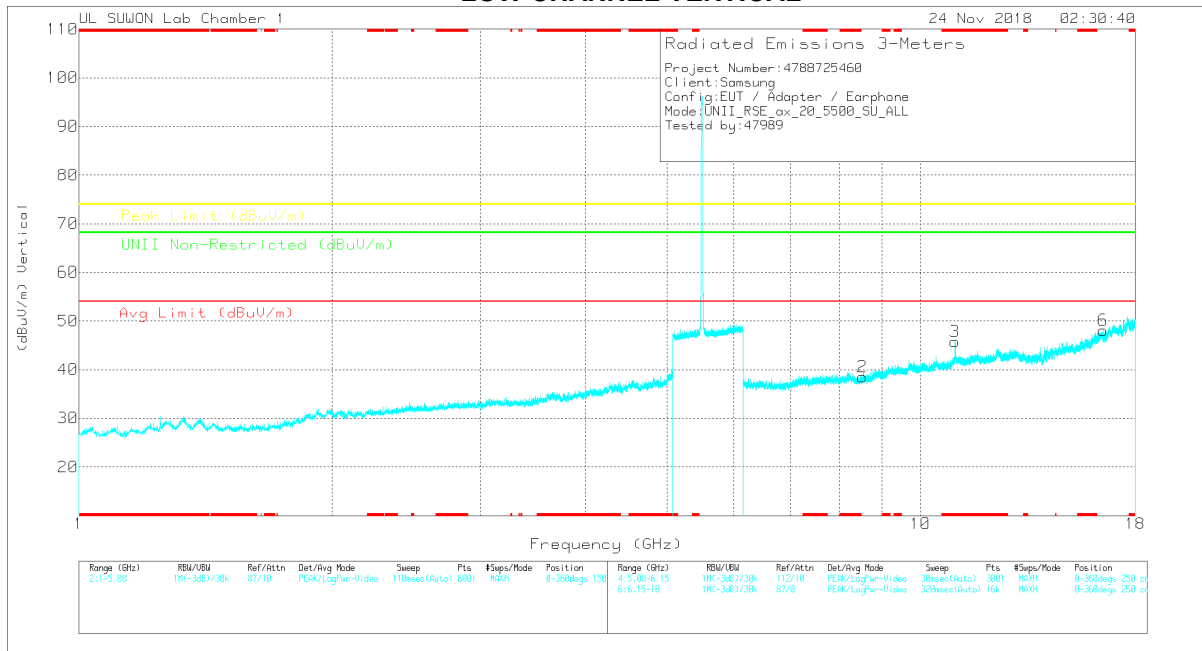
HARMONICS AND SPURIOUS EMISSIONS

HE20 SU mode (MIMO)

LOW CHANNEL HORIZONTAL



LOW CHANNEL VERTICAL



Note: Emission was scanned up to 40GHz; No emissions were detected above the noise floor which was at least 20dB below the specification limit.

LOW CHANNEL DATA

Trace Markers

Marker	Frequency (GHz)	Meter Reading (dBuV)	Det	3117_00168717	6GHz_HF(dB)	DC Corr (dB)	Corrected Reading (dBuV/m)	Aug Limit (dBuV/m)	Margin (dB)	Peak Limit (dBuV/m)	Margin (dB)	UNII Non-Restricted (dBuV/m)	Margin (dB)	Asimuth (Degs)	Height (cm)	Polarity
1	8.566	26.41	PK	36.3	-24.3	0	38.41	-	-	-	-	68.2	-29.79	0-360	250	H
4	* 10.999	29.66	PK	38.2	-21.6	0	46.26	-	-	74	-27.74	-	-	0-360	150	H
5	16.498	26.15	PK	40.9	-19.4	0	47.65	-	-	-	-	68.2	-20.55	0-360	250	H
2	8.537	26.93	PK	36.3	-24.7	0	38.53	-	-	-	-	68.2	-29.67	0-360	150	V
3	* 10.994	29.16	PK	38.2	-21.6	0	45.76	-	-	74	-28.24	-	-	0-360	250	V
6	16.492	26.6	PK	40.9	-19.4	0	48.1	-	-	-	-	68.2	-20.1	0-360	250	V

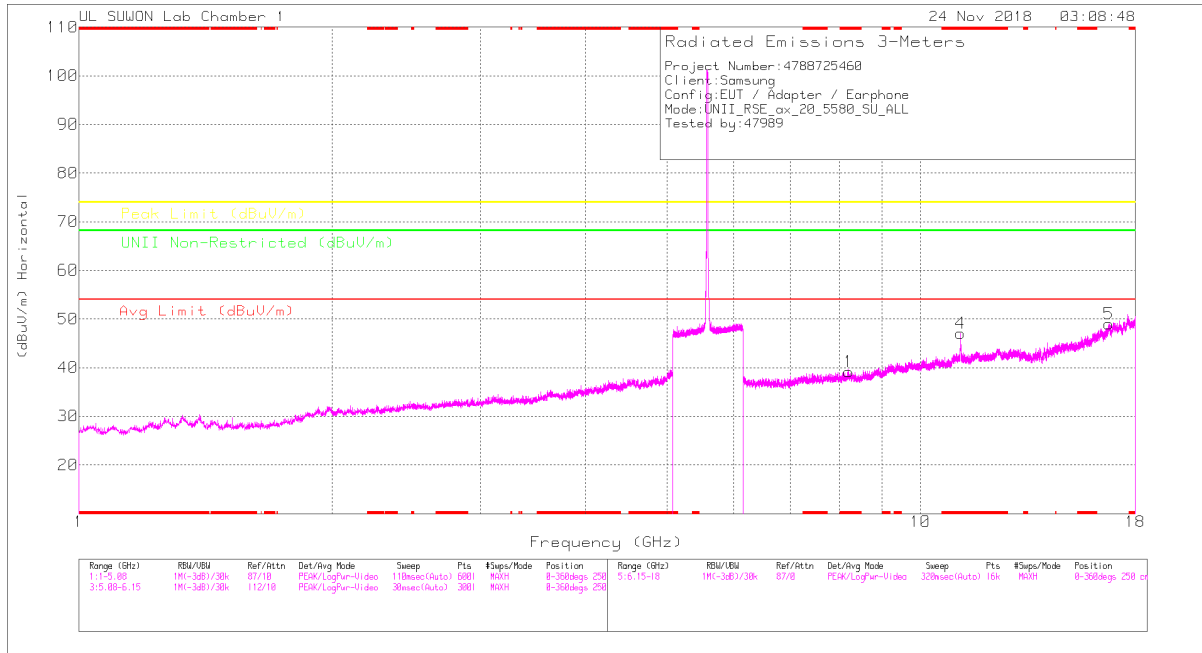
* - indicates frequency in CFR47 Pt 15 / IC RSS-Restricted Band
 PK – Peak detector

Radiated Emissions

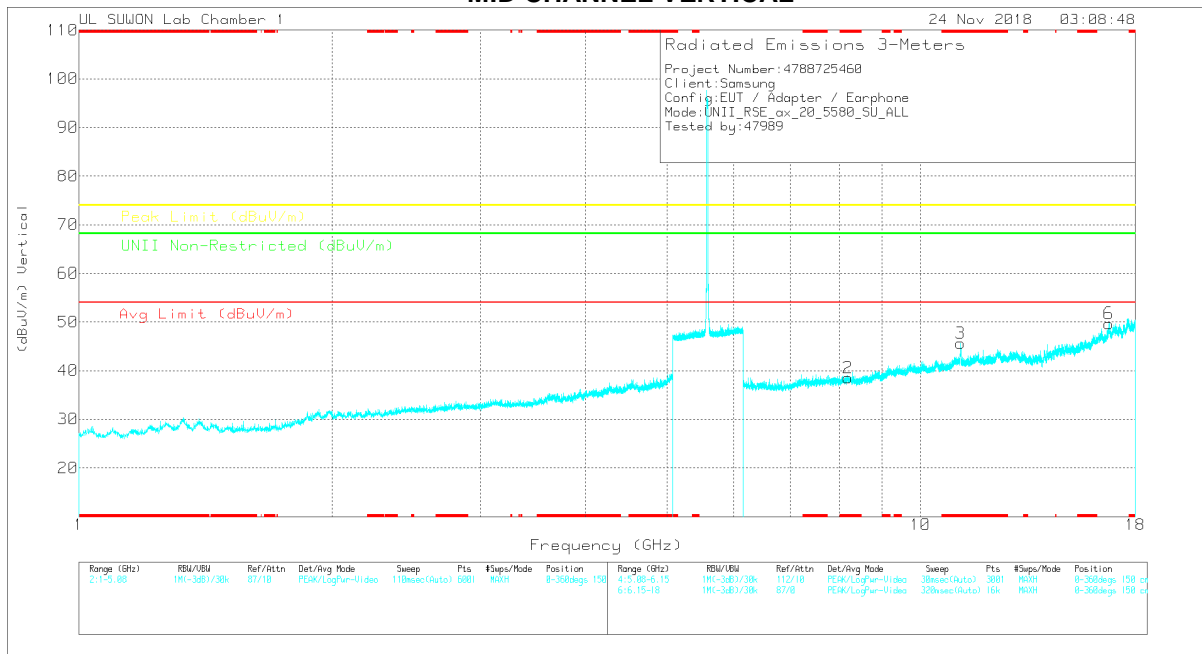
Frequency (GHz)	Meter Reading (dBuV)	Det	3117_00168717	6GHz_HF(dB)	DC Corr (dB)	Corrected Reading (dBuV/m)	Aug Limit (dBuV/m)	Margin (dB)	Peak Limit (dBuV/m)	Margin (dB)	UNII Non-Restricted (dBuV/m)	Margin (dB)	Asimuth (Degs)	Height (cm)	Polarity
* 11.003	41.9	PK-U	38.2	-21.6	0	58.5	-	-	74	-15.5	-	-	128	104	H
* 11	29.18	ADR	38.2	-21.6	21	45.99	54	-8.01	-	-	-	-	128	104	H
* 10.996	41.58	PK-U	38.2	-21.6	0	58.18	-	-	74	-15.82	-	-	165	226	V
* 11	28.17	ADR	38.2	-21.6	21	44.98	54	-9.02	-	-	-	-	165	226	V

* - indicates frequency in CFR47 Pt 15 / IC RSS-Restricted Band
 PK-U - U-NII: Maximum Peak
 ADR - U-NII AD primary method, RMS average

MID CHANNEL HORIZONTAL



MID CHANNEL VERTICAL



Note: Emission was scanned up to 40GHz; No emissions were detected above the noise floor which was at least 20dB below the specification limit.

MID CHANNEL DATA

Trace Markers

Marker	Frequency (GHz)	Meter Reading (dBuV)	Det	3117_00168717	6GHz_HF[dB]	DC Corr (dB)	Corrected Reading (dBuV/m)	Aug Limit (dBuV/m)	Margin (dB)	Peak Limit (dBuV/m)	Margin (dB)	UNII Non-Restricted (dBuV/m)	Margin (dB)	Asimuth (Degs)	Height (cm)	Polarity
1	* 8.21	28.36	PK	36.4	-25.6	0	39.16	-	-	74	-34.84	-	-	0-360	150	H
4	* 11.159	31.2	PK	38.3	-22.4	0	47.1	-	-	74	-26.9	-	-	0-360	250	H
5	16.754	24.99	PK	41.3	-17.3	0	48.99	-	-	-	-	68.2	-19.21	0-360	250	H
2	* 8.205	27.76	PK	36.4	-25.6	0	38.56	-	-	74	-35.44	-	-	0-360	150	V
3	* 11.161	29.77	PK	38.3	-22.4	0	45.67	-	-	74	-28.33	-	-	0-360	250	V
6	16.745	25.7	PK	41.3	-17.3	0	49.7	-	-	-	-	68.2	-18.5	0-360	250	V

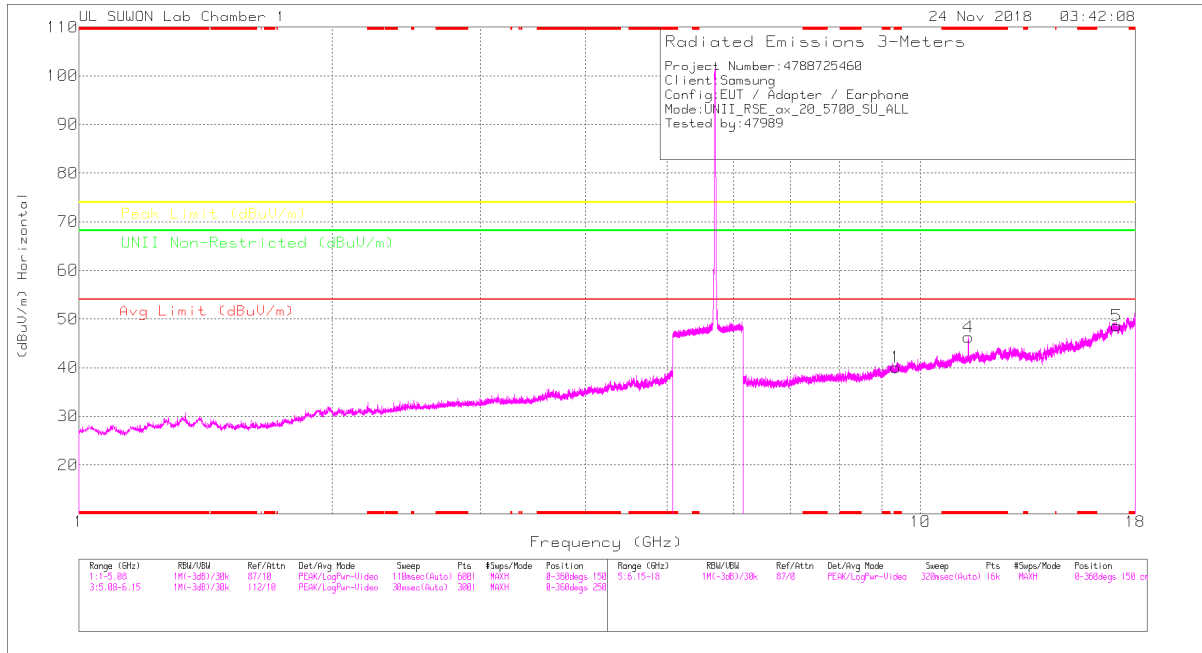
* - indicates frequency in CFR47 Pt 15 / IC RSS-Restricted Band
 PK – Peak detector

Radiated Emissions

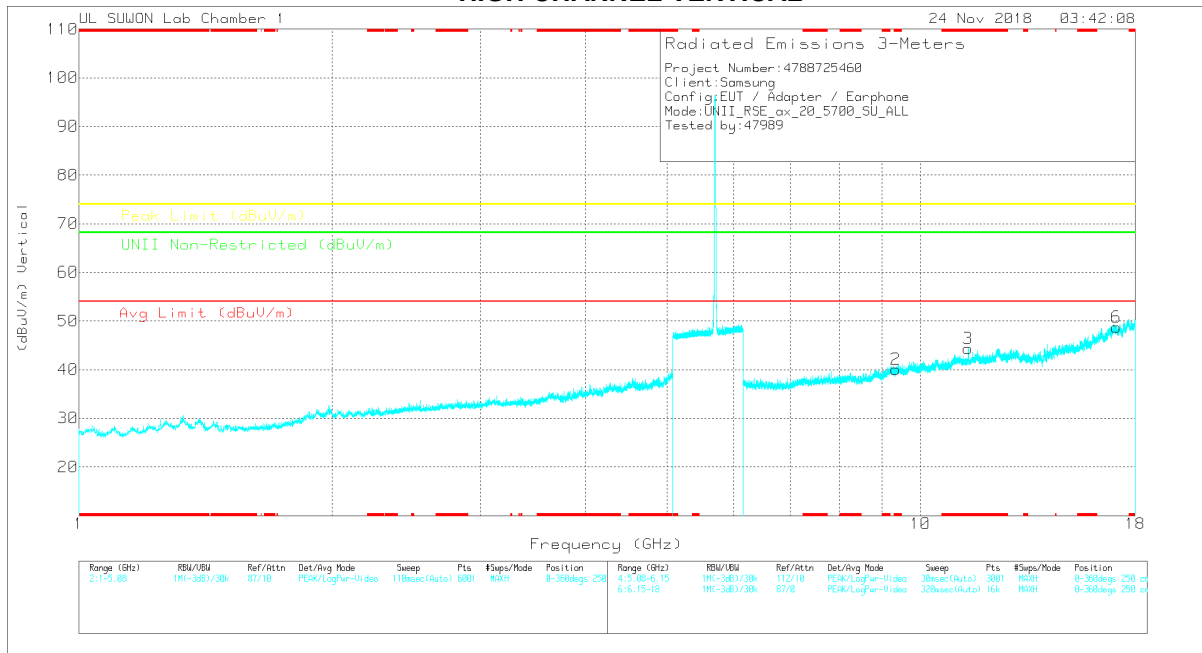
Frequency (GHz)	Meter Reading (dBuV)	Det	3117_00168717	6GHz_HF[dB]	DC Corr (dB)	Corrected Reading (dBuV/m)	Aug Limit (dBuV/m)	Margin (dB)	Peak Limit (dBuV/m)	Margin (dB)	UNII Non-Restricted (dBuV/m)	Margin (dB)	Asimuth (Degs)	Height (cm)	Polarity
* 11.156	42.04	PK-U	38.3	-22.4	0	57.94	-	-	74	-16.06	-	-	117	276	H
* 11.161	29.91	ADR	38.3	-22.4	21	46.02	54	-7.98	-	-	-	-	117	276	H
* 11.157	40.95	PK-U	38.3	-22.4	0	56.85	-	-	74	-17.15	-	-	179	236	V
* 11.16	28.84	ADR	38.3	-22.4	21	44.95	54	-9.05	-	-	-	-	179	236	V

* - indicates frequency in CFR47 Pt 15 / IC RSS-Restricted Band
 PK-U - U-NII: Maximum Peak
 ADR - U-NII AD primary method, RMS average

HIGH CHANNEL HORIZONTAL



HIGH CHANNEL VERTICAL



Note: Emission was scanned up to 40GHz; No emissions were detected above the noise floor which was at least 20dB below the specification limit.

HIGH CHANNEL DATA

Trace Markers

Marker	Frequency (GHz)	Meter Reading (dBuV)	Det	3117_00188717	6GHz_HF[dB]	DC Corr (dB)	Corrected Reading (dBuV/m)	Avg Limit (dBuV/m)	Margin (dB)	Peak Limit (dBuV/m)	Margin (dB)	UNII Non-Restricted (dBuV/m)	Margin (dB)	Azimuth (Degs)	Height (cm)	Polarity
1	* 9.349	27.76	PK	36.7	-24.4	0	40.06	-	-	74	-33.94	-	-	0-360	150	H
4	* 11.4	30.33	PK	38.4	-22.4	0	46.33	-	-	74	-27.67	-	-	0-360	250	H
5	17.105	24.29	PK	41.6	-17.3	0	48.59	-	-	-	-	68.2	-19.61	0-360	250	H
2	* 9.353	27.69	PK	36.8	-24.4	0	40.09	-	-	74	-33.91	-	-	0-360	150	V
3	* 11.396	28.27	PK	38.4	-22.3	0	44.37	-	-	74	-29.63	-	-	0-360	250	V
6	17.101	24.41	PK	41.6	-17.3	0	48.71	-	-	-	-	68.2	-19.49	0-360	250	V

* - indicates frequency in CFR47 Pt 15 / IC RSS-Restricted Band
 PK – Peak detector

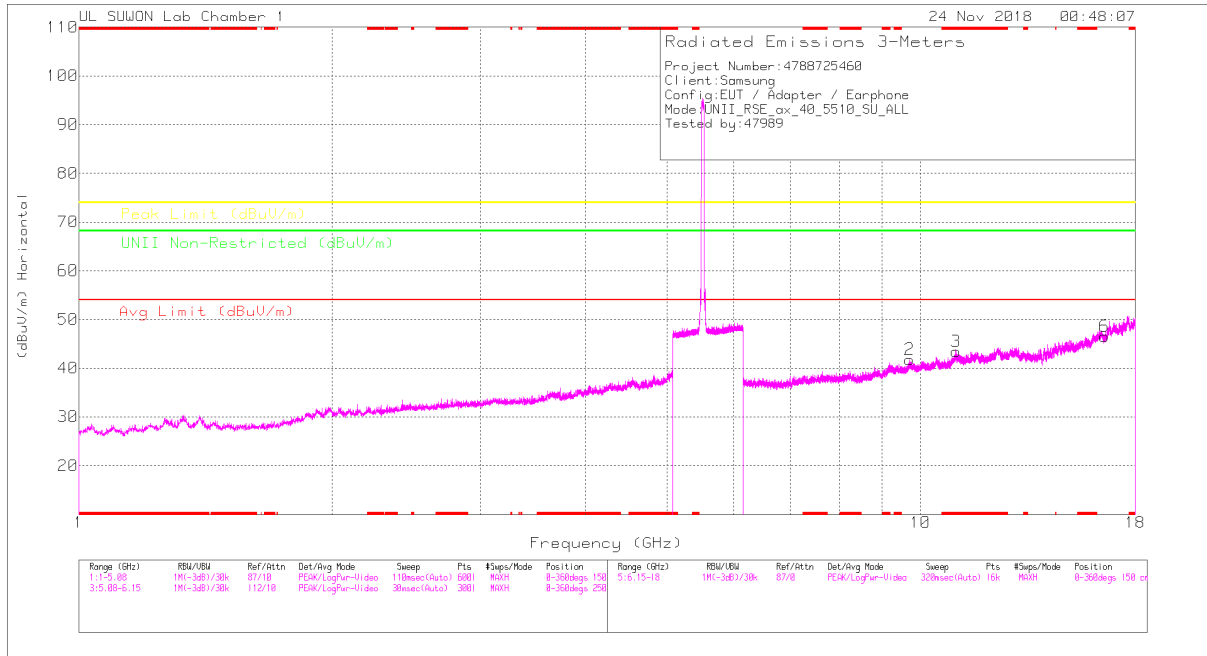
Radiated Emissions

Frequency (GHz)	Meter Reading (dBuV)	Det	3117_00188717	6GHz_HF[dB]	DC Corr (dB)	Corrected Reading (dBuV/m)	Avg Limit (dBuV/m)	Margin (dB)	Peak Limit (dBuV/m)	Margin (dB)	UNII Non-Restricted (dBuV/m)	Margin (dB)	Azimuth (Degs)	Height (cm)	Polarity
* 11.397	42.89	PK-U	38.4	-22.4	0	58.89	-	-	74	-15.11	-	-	129	109	H
* 11.399	30.04	ADR	38.4	-22.4	21	46.25	54	-7.75	-	-	-	-	129	109	H
* 11.398	40.79	PK-U	38.4	-22.3	0	56.89	-	-	74	-17.11	-	-	125	102	V
* 11.4	38.3	ADR	38.4	-22.4	21	44.51	54	-9.49	-	-	-	-	125	102	V

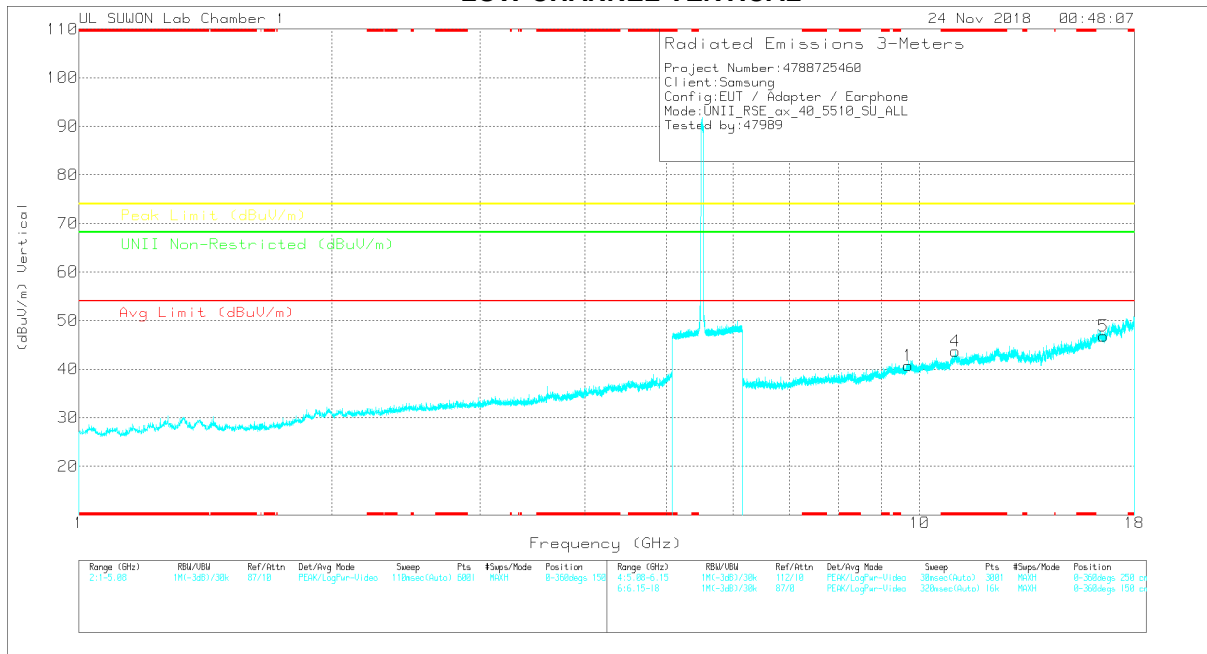
* - indicates frequency in CFR47 Pt 15 / IC RSS-Restricted Band
 PK-U - U-NII: Maximum Peak
 ADR - U-NII AD primary method, RMS average

HE40 SU mode (MIMO)

LOW CHANNEL HORIZONTAL



LOW CHANNEL VERTICAL



Note: Emission was scanned up to 40GHz; No emissions were detected above the noise floor which was at least 20dB below the specification limit.

LOW CHANNEL DATA

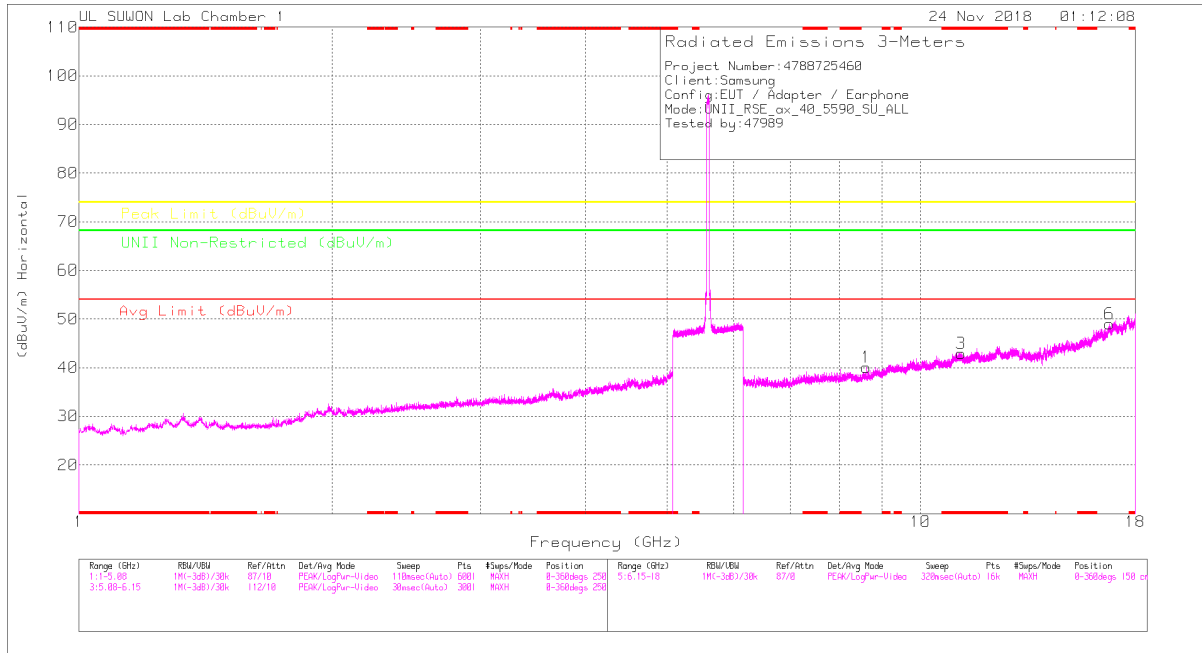
Trace Markers

Marker	Frequency (GHz)	Major Reading (dBuV)	Det	3117_00188717	66Hz_HR(dB)	DC Corr (dB)	Corrected Reading (dBuV/m)	Avg Limit (dBuV/m)	Margin (dB)	Peak Limit (dBuV/m)	Margin (dB)	Limit Non-Restricted (dBuV/m)	Margin (dB)	Azimuth (Degs)	Height (cm)	Polarity
2	9.703	28.01	PK	37.1	-23.3	0	41.81	-	-	-	-	68.2	-26.39	0-360	150	H
3	*11.023	26.89	PK	38.2	-21.6	0	43.49	-	-	74	-30.51	-	-	0-360	250	H
6	16.536	24.94	PK	40.9	-19.3	0	46.54	-	-	-	-	68.2	-21.66	0-360	250	H
1	9.696	27.07	PK	37.1	-23.4	0	40.77	-	-	-	-	68.2	-27.43	0-360	150	V
4	*11.027	27.15	PK	38.2	-21.7	0	43.65	-	-	74	-30.35	-	-	0-360	250	V
5	16.54	25.09	PK	40.9	-19.2	0	46.79	-	-	-	-	68.2	-21.41	0-360	150	V

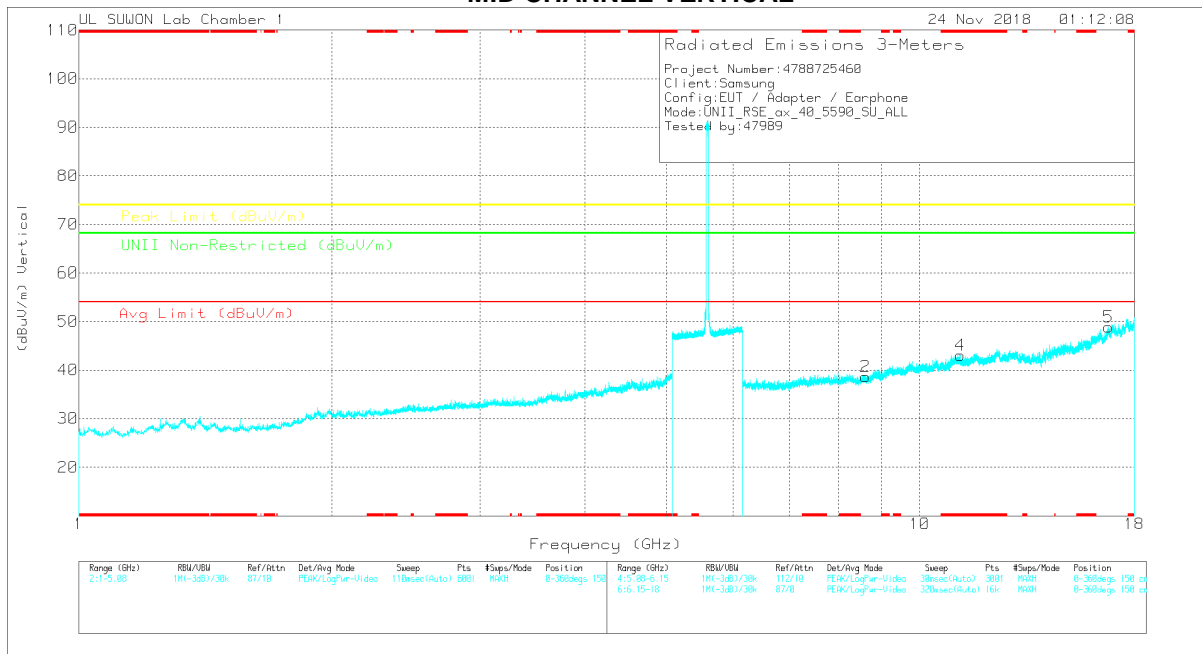
* - indicates frequency in CFR47 Pt 15 / IC RSS-Restricted Band
 PK – Peak detector

Note: Only peak measurement was performed. Because peak measurement result of unwanted emission is less than average limit (54dBuV/m).

MID CHANNEL HORIZONTAL



MID CHANNEL VERTICAL



Note: Emission was scanned up to 40GHz; No emissions were detected above the noise floor which was at least 20dB below the specification limit.

MID CHANNEL DATA

Trace Markers

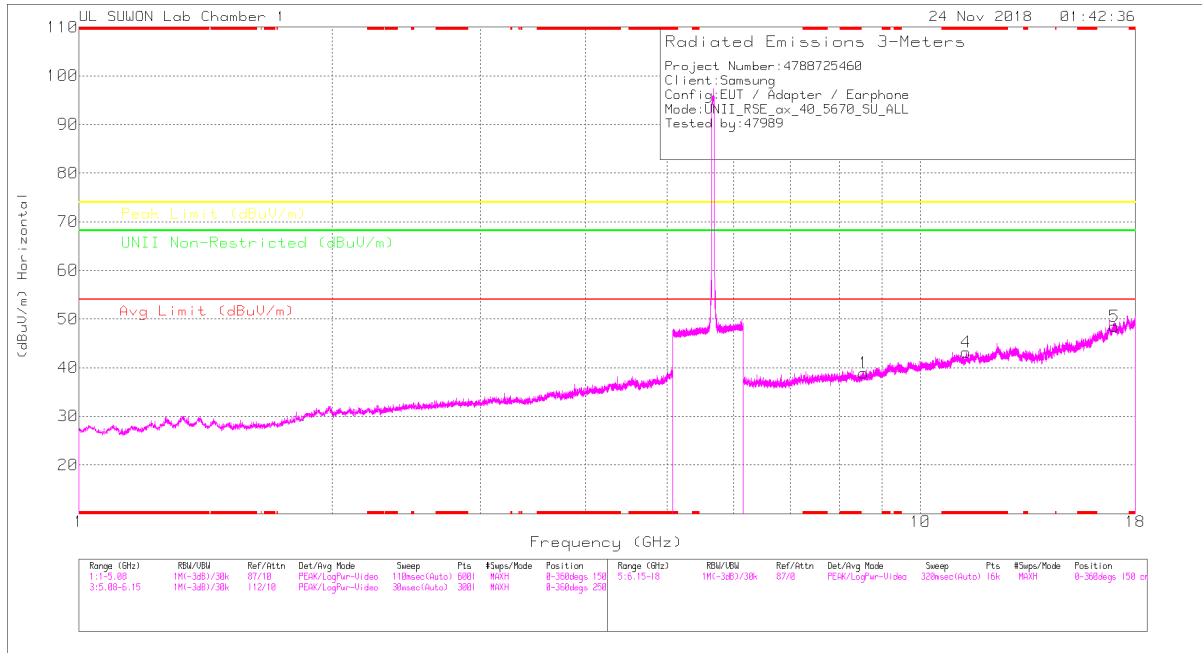
Marker	Frequency (GHz)	Meter Reading (dBuV)	Det	3117_00168717	6GHz_HF[dB]	DC Corr (dB)	Corrected Reading (dBuV/m)	Avg Limit (dBuV/m)	Margin (dB)	Peak Limit (dBuV/m)	Margin (dB)	UNII Non-Restricted (dBuV/m)	Margin (dB)	Asimuth (Degs)	Height (cm)	Polarity
1	8.615	28.25	PK	36.3	-24.5	0	40.05	-	-	-	-	68.2	-28.15	0-360	250	H
3	* 11.184	26.98	PK	38.3	-22.4	0	42.88	-	-	74	-31.12	-	-	0-360	150	H
6	16.763	24.76	PK	41.4	-17.2	0	48.96	-	-	-	-	68.2	-19.24	0-360	150	H
2	8.618	26.79	PK	36.3	-24.5	0	38.59	-	-	-	-	68.2	-29.61	0-360	250	V
4	* 11.181	27.09	PK	38.3	-22.4	0	42.99	-	-	74	-31.01	-	-	0-360	250	V
5	16.773	24.8	PK	41.4	-17.3	0	48.9	-	-	-	-	68.2	-19.3	0-360	250	V

* - indicates frequency in CFR47 Pt 15 / IC RSS-Restricted Band

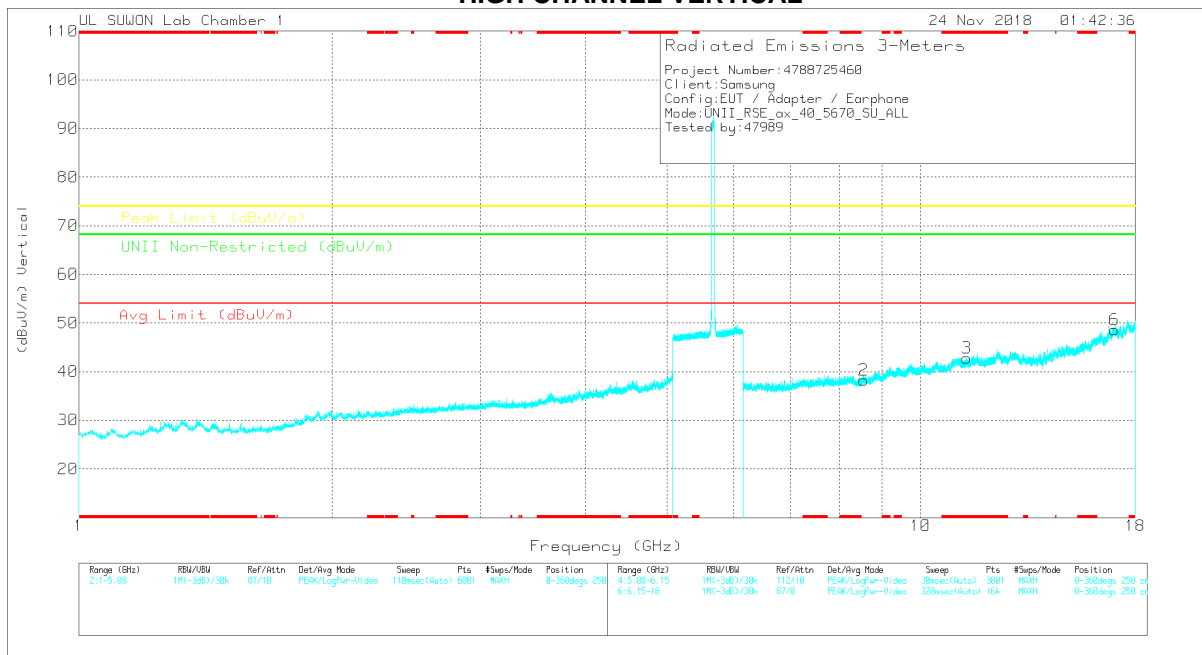
PK – Peak detector

Note: Only peak measurement was performed. Because peak measurement result of unwanted emission is less than average limit (54dBuV/m).

HIGH CHANNEL HORIZONTAL



HIGH CHANNEL VERTICAL



Note: Emission was scanned up to 40GHz; No emissions were detected above the noise floor which was at least 20dB below the specification limit.

HIGH CHANNEL DATA

Trace Markers

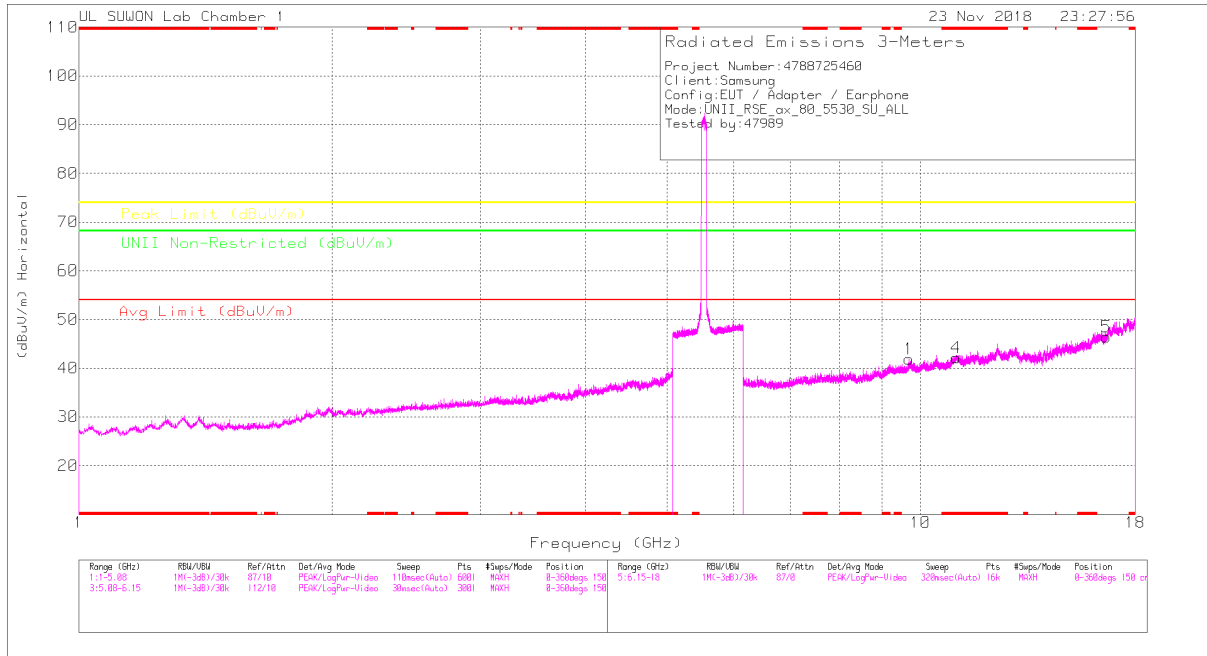
Marker	Frequency (GHz)	Major Reading (dBuV)	Det	3117_00188717	66Hz_HR(dB)	DC Corr (dB)	Corrected Reading (dBuV/m)	Avg Limit (dBuV/m)	Margin (dB)	Peak Limit (dBuV/m)	Margin (dB)	Limit Non-Restricted (dBuV/m)	Margin (dB)	Azimuth (Degs)	Height (cm)	Polarity
1	8.564	26.88	PK	36.3	-24.3	0	38.88	-	-	-	-	68.2	-29.32	0-360	250	H
4	*11.339	26.96	PK	38.4	-22.2	0	43.16	-	-	74	-30.84	-	-	0-360	250	H
5	17.011	24.23	PK	41.7	-17.4	0	48.53	-	-	-	-	68.2	-19.67	0-360	250	H
2	8.564	26.25	PK	36.3	-24.3	0	38.25	-	-	-	-	68.2	-29.95	0-360	150	V
3	*11.347	26.61	PK	38.4	-22.2	0	42.81	-	-	74	-31.19	-	-	0-360	150	V
6	17	24.35	PK	41.7	-17.4	0	48.65	-	-	-	-	68.2	-19.55	0-360	150	V

* - indicates frequency in CFR47 Pt 15 / IC RSS-Restricted Band
 PK – Peak detector

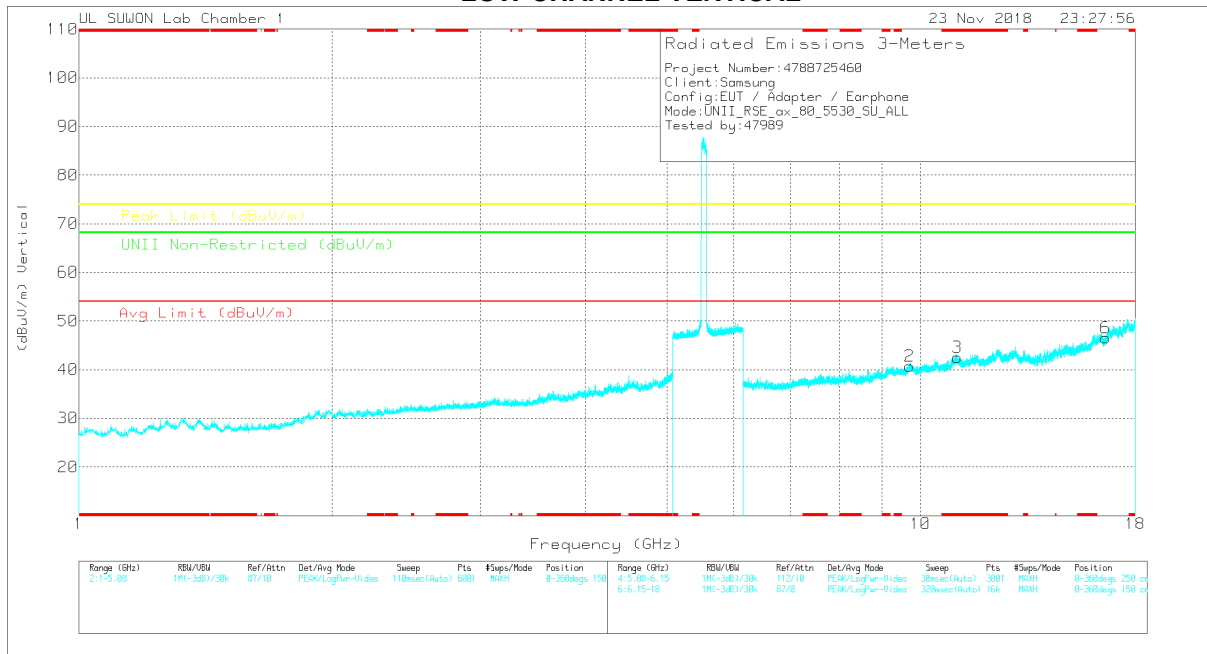
Note: Only peak measurement was performed. Because peak measurement result of unwanted emission is less than average limit (54dBuV/m).

HE80 SU mode (MIMO)

LOW CHANNEL HORIZONTAL



LOW CHANNEL VERTICAL



Note: Emission was scanned up to 40GHz; No emissions were detected above the noise floor which was at least 20dB below the specification limit.

LOW CHANNEL DATA

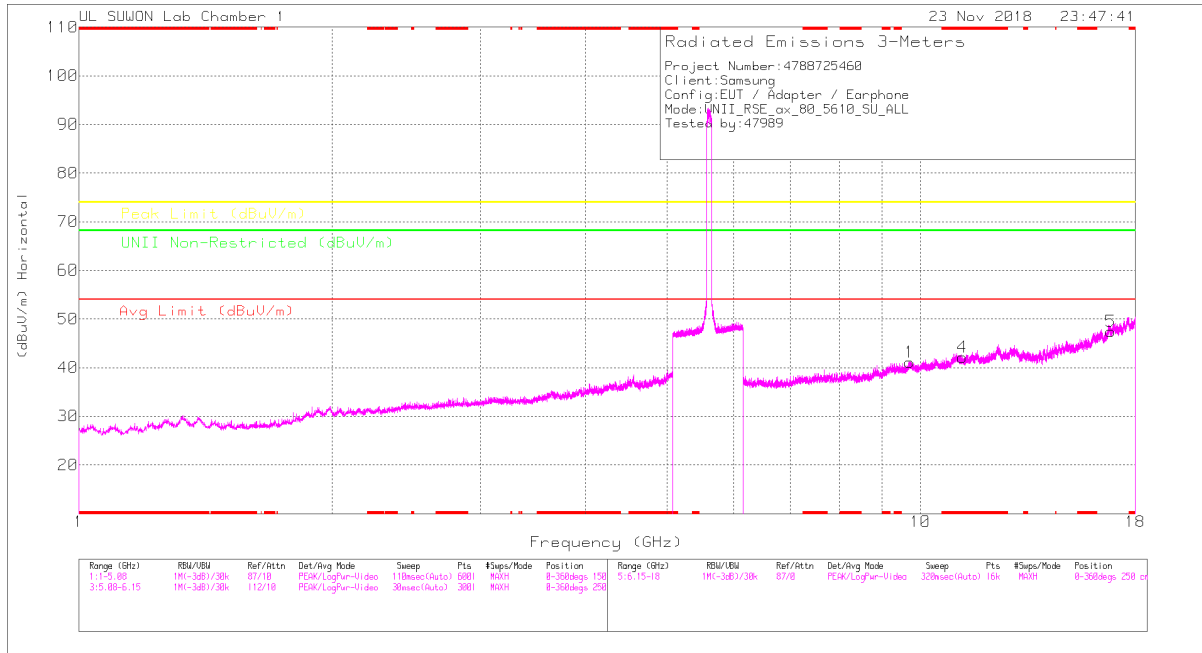
Trace Markers

Marker	Frequency (GHz)	Major Reading (dBuV)	Det	3117_00188717	66Hz_HR(dB)	DC Corr (dB)	Corrected Reading (dBuV/m)	Avg Limit (dBuV/m)	Margin (dB)	Peak Limit (dBuV/m)	Margin (dB)	Limit Non-Restricted (dBuV/m)	Margin (dB)	Altitude (Degs)	Height (cm)	Polarity
1	9.687	28.24	PK	37.1	-23.5	0	41.84	-	-	-	-	68.2	-26.36	0-360	250	H
4	*11.027	25.67	PK	38.2	-21.7	0	42.17	-	-	74	-31.83	-	-	0-360	150	H
5	16.616	24.14	PK	41	-18.7	0	46.44	-	-	-	-	68.2	-21.76	0-360	250	H
2	9.699	26.93	PK	37.1	-23.3	0	40.73	-	-	-	-	68.2	-27.47	0-360	250	V
3	*11.066	26.38	PK	38.3	-22.2	0	42.48	-	-	74	-31.52	-	-	0-360	250	V
6	16.606	24.23	PK	41	-18.7	0	46.53	-	-	-	-	68.2	-21.67	0-360	250	V

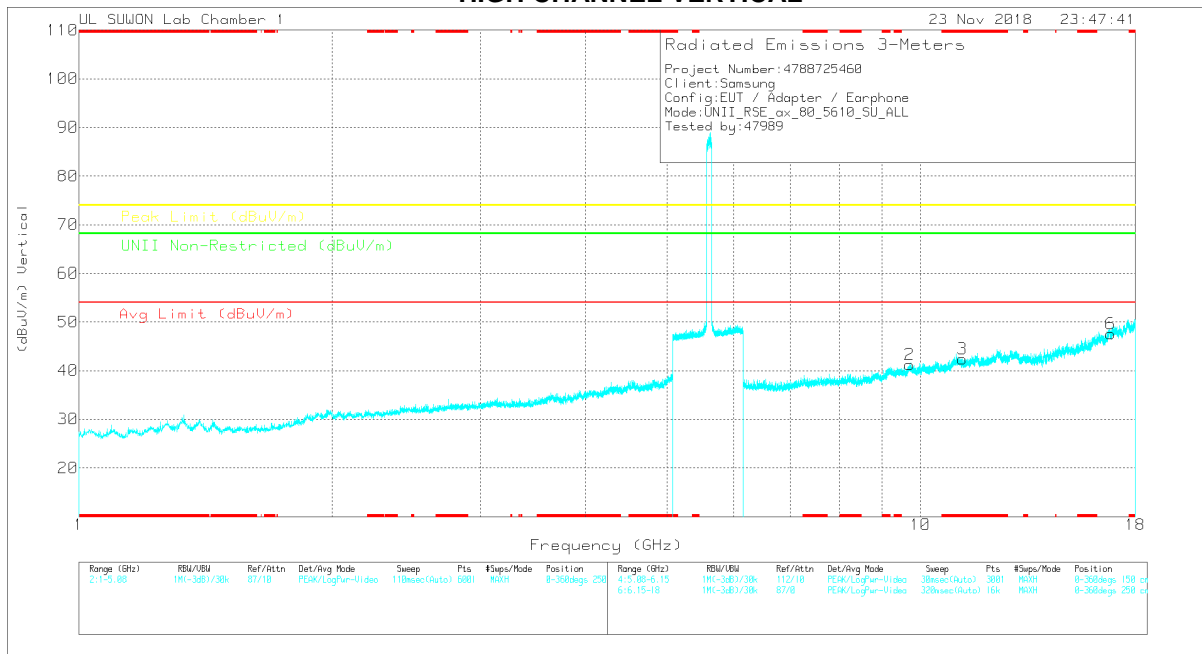
* - indicates frequency in CFR47 Pt 15 / IC RSS-Restricted Band
 PK – Peak detector

Note: Only peak measurement was performed. Because peak measurement result of unwanted emission is less than average limit (54dBuV/m).

HIGH CHANNEL HORIZONTAL



HIGH CHANNEL VERTICAL



Note: Emission was scanned up to 40GHz; No emissions were detected above the noise floor which was at least 20dB below the specification limit.

HIGH CHANNEL DATA

Trace Markers

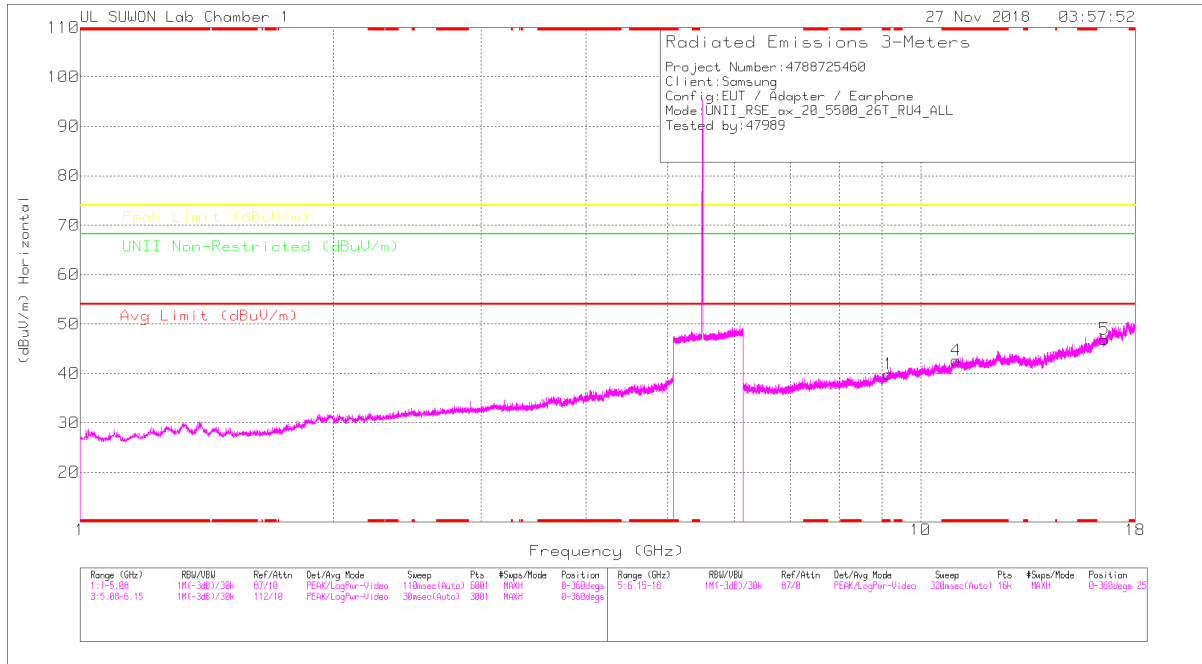
Marker	Frequency (GHz)	Major Reading (dBuV)	Det	3117_00188717	66Hz_HR(dB)	DC Corr (dB)	Corrected Reading (dBuV/m)	Avg Limit (dBuV/m)	Margin (dB)	Peak Limit (dBuV/m)	Margin (dB)	Limit Non-Restricted (dBuV/m)	Margin (dB)	Altitude (Degs)	Height (cm)	Polarity
1	9.704	27.32	PK	37.1	-23.3	0	41.12	-	-	-	-	68.2	-27.08	0-360	250	H
4	*11.216	26.29	PK	38.4	-22.5	0	42.19	-	-	74	-31.81	-	-	0-360	150	H
5	16.842	24.32	PK	41.6	-18.5	0	47.42	-	-	-	-	68.2	-20.78	0-360	150	H
2	9.708	27.38	PK	37.2	-23.3	0	41.28	-	-	-	-	68.2	-26.92	0-360	150	V
3	*11.212	26.51	PK	38.4	-22.5	0	42.41	-	-	74	-31.59	-	-	0-360	150	V
6	16.835	24.49	PK	41.5	-18.4	0	47.59	-	-	-	-	68.2	-20.61	0-360	250	V

* - indicates frequency in CFR47 Pt 15 / IC RSS-Restricted Band
 PK – Peak detector

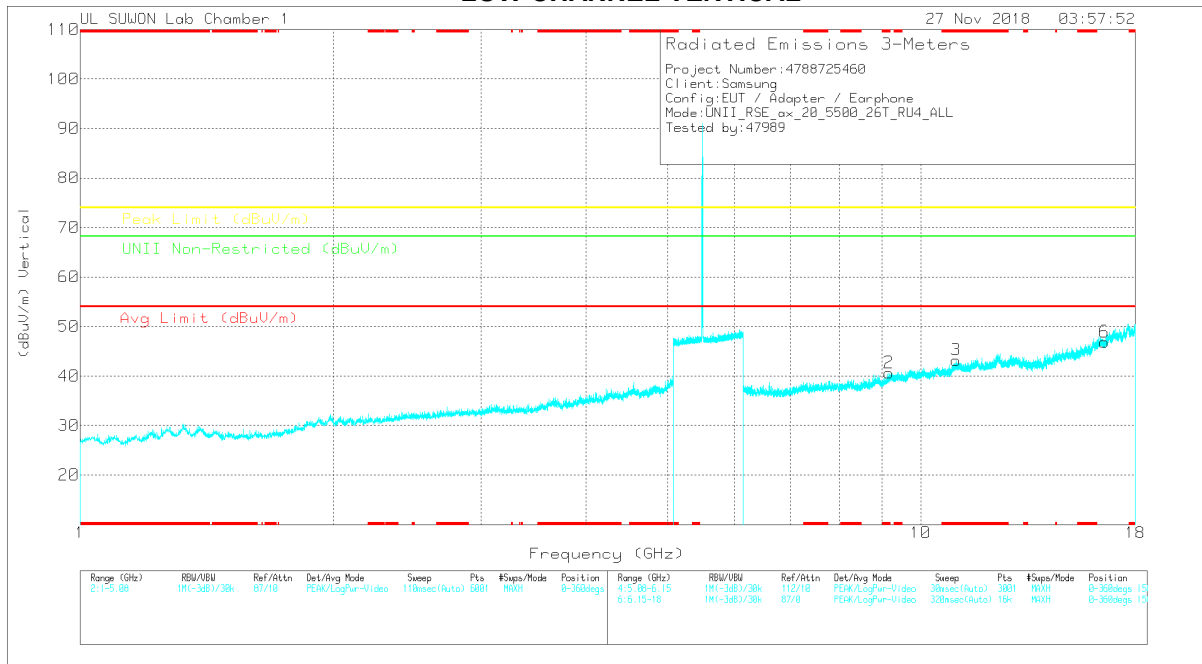
Note: Only peak measurement was performed. Because peak measurement result of unwanted emission is less than average limit (54dBuV/m).

HE20 RU mode (MIMO / 26T / Low: 4, Mid: 8, High: 4)

LOW CHANNEL HORIZONTAL



LOW CHANNEL VERTICAL



Note: Emission was scanned up to 40GHz; No emissions were detected above the noise floor which was at least 20dB below the specification limit.

LOW CHANNEL DATA

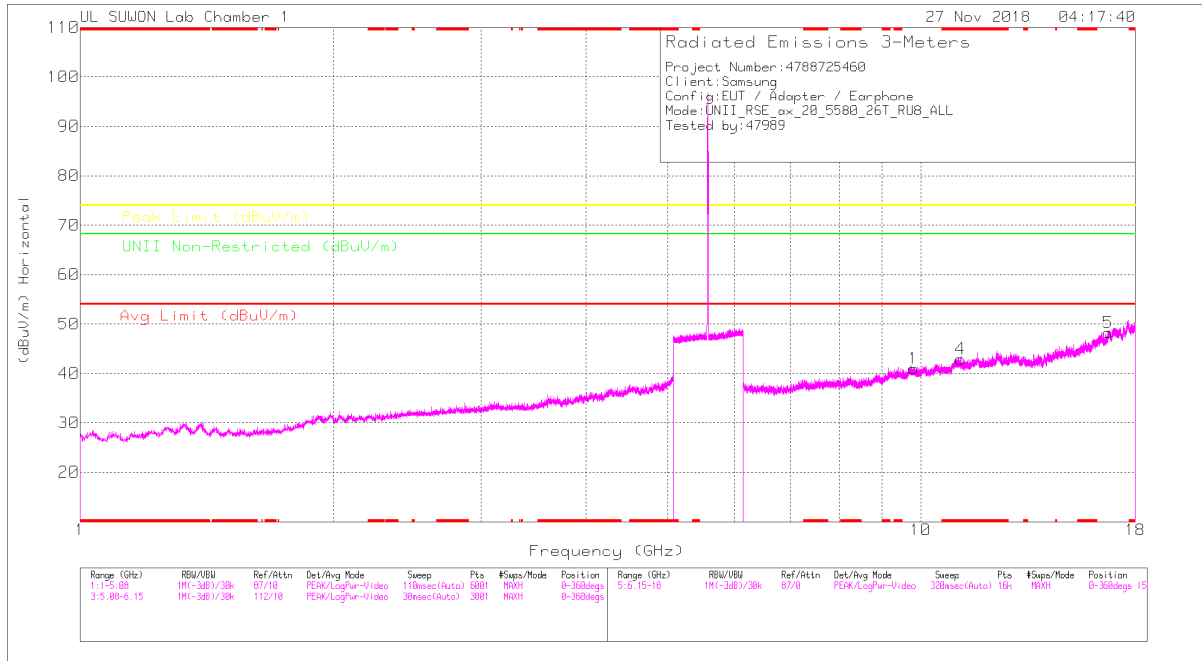
Trace Markers

Marker	Frequency (GHz)	Major Reading (dBuV)	Det	3117_00188717	66Hz_HR(dB)	DC Corr (dB)	Corrected Reading (dBuV/m)	Avg Limit (dBuV/m)	Margin (dB)	Peak Limit (dBuV/m)	Margin (dB)	Limit Non-Restricted (dBuV/m)	Margin (dB)	Azimuth (Degs)	Height (cm)	Polarity
1	* 9.167	26.76	PK	36.7	-23.6	0	39.86	-	-	74	-34.14	-	-	0-360	150	H
4	* 11.021	26.03	PK	38.2	-21.6	0	42.63	-	-	74	-31.37	-	-	0-360	150	H
5	16.54	25.19	PK	40.9	-19.2	0	46.89	-	-	-	-	68.2	-21.31	0-360	250	H
2	* 9.16	27.56	PK	36.7	-23.6	0	40.66	-	-	74	-33.34	-	-	0-360	250	V
3	* 11.022	26.62	PK	38.2	-21.6	0	43.22	-	-	74	-30.78	-	-	0-360	250	V
6	16.533	25.27	PK	40.9	-19.3	0	46.87	-	-	-	-	68.2	-21.33	0-360	250	V

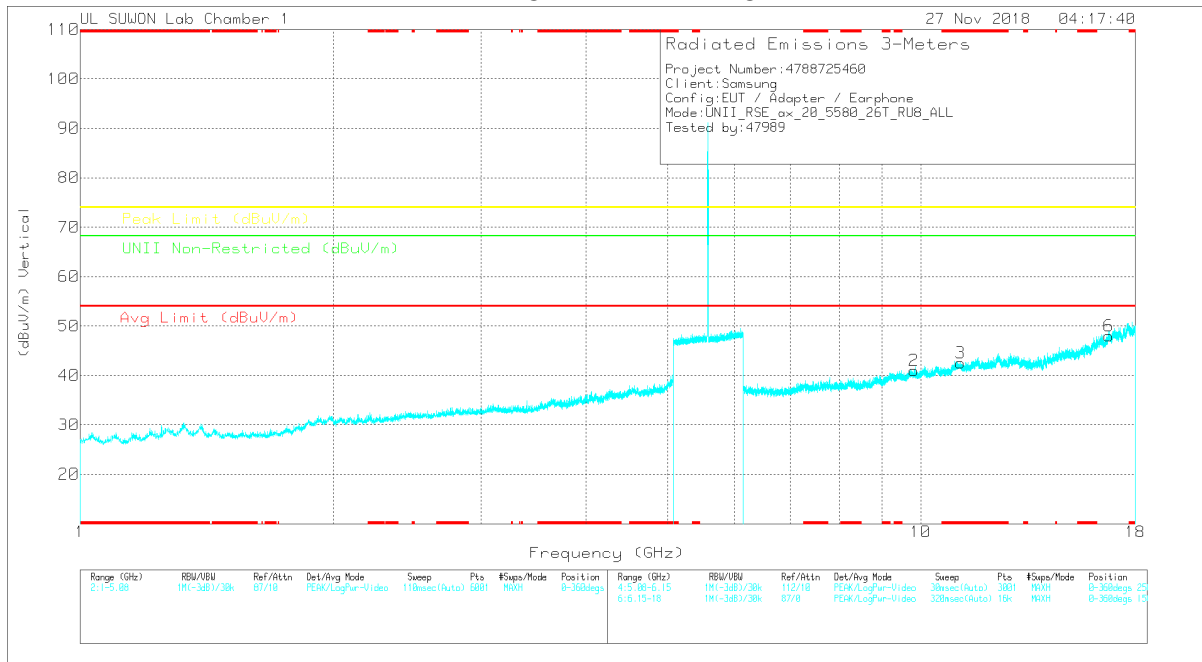
* - indicates frequency in CFR47 Pt 15 / IC RSS-Restricted Band
 PK – Peak detector

Note: Only peak measurement was performed. Because peak measurement result of unwanted emission is less than average limit (54dBuV/m).

MID CHANNEL HORIZONTAL



MID CHANNEL VERTICAL



Note: Emission was scanned up to 40GHz; No emissions were detected above the noise floor which was at least 20dB below the specification limit.

MID CHANNEL DATA

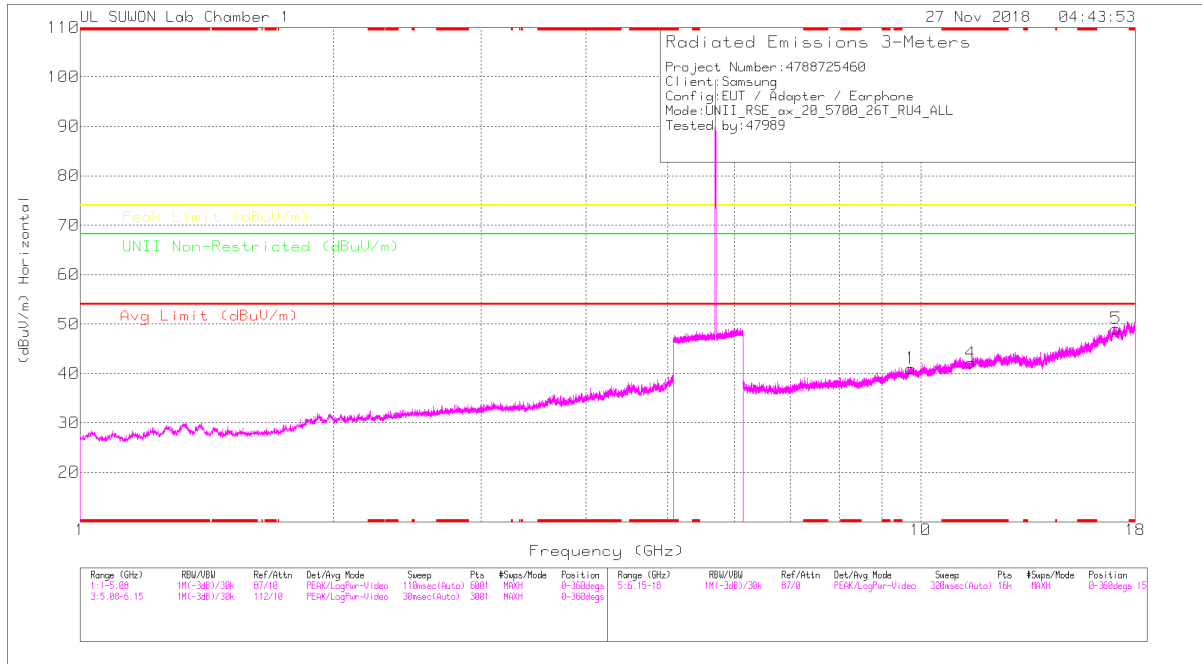
Trace Markers

Marker	Frequency (GHz)	Meter Reading (dBuV)	Det	3117_00168717	6GHz_HF[dB]	DC Corr (dB)	Corrected Reading (dBuV/m)	Avg Limit (dBuV/m)	Margin (dB)	Peak Limit (dBuV/m)	Margin (dB)	UNII Non-Restricted (dBuV/m)	Margin (dB)	Asimuth (Degs)	Height (cm)	Polarity
1	9.81	26.9	PK	37.3	-23.2	0	41	-	-	-	-	68.2	-27.2	0-360	250	H
4	* 11.159	27.02	PK	38.3	-22.4	0	42.92	-	-	74	-31.08	-	-	0-360	150	H
5	16.719	24.52	PK	41.2	-17.5	0	48.22	-	-	-	-	68.2	-19.98	0-360	250	H
2	9.822	26.9	PK	37.3	-23.2	0	41	-	-	-	-	68.2	-27.2	0-360	150	V
3	* 11.157	26.59	PK	38.3	-22.4	0	42.49	-	-	74	-31.51	-	-	0-360	250	V
6	16.732	24	PK	41.3	-17.3	0	48	-	-	-	-	68.2	-20.2	0-360	250	V

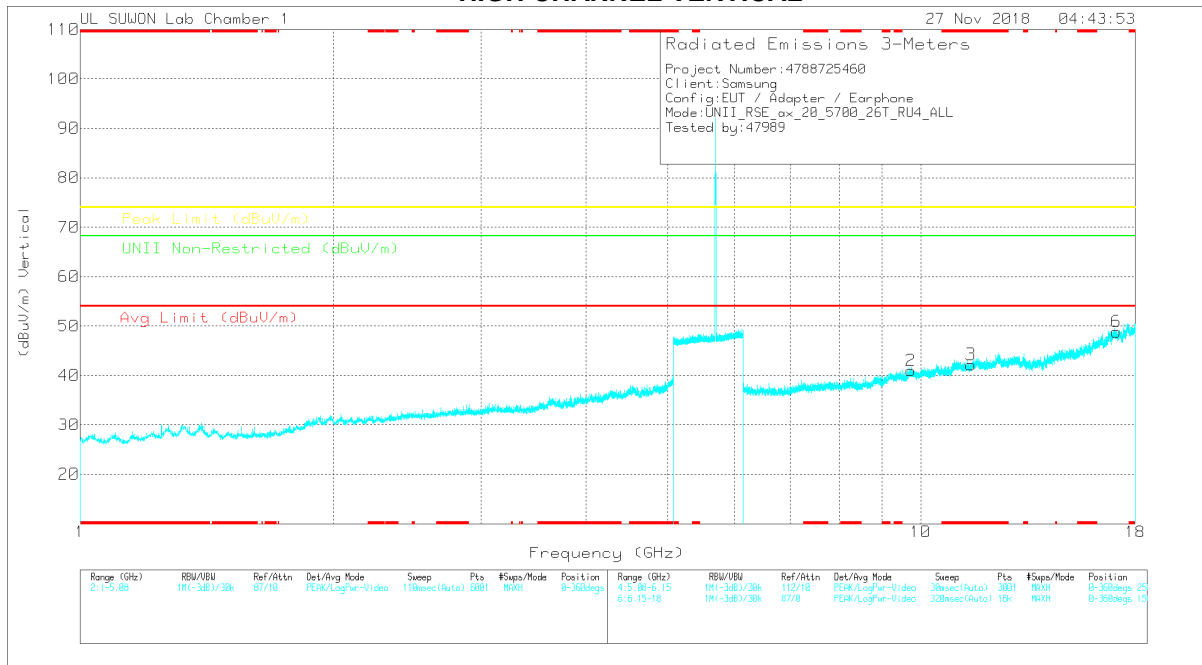
* - indicates frequency in CFR47 Pt 15 / IC RSS-Restricted Band
 PK – Peak detector

Note: Only peak measurement was performed. Because peak measurement result of unwanted emission is less than average limit (54dBuV/m).

HIGH CHANNEL HORIZONTAL



HIGH CHANNEL VERTICAL



Note: Emission was scanned up to 40GHz; No emissions were detected above the noise floor which was at least 20dB below the specification limit.

HIGH CHANNEL DATA

Trace Markers

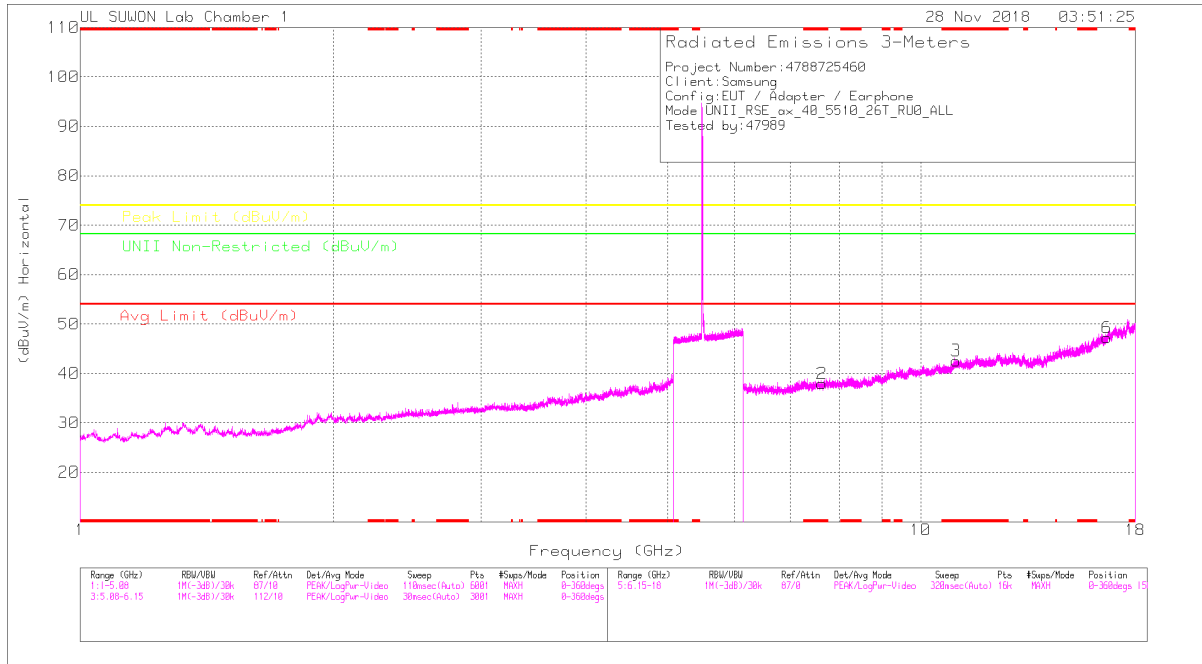
Marker	Frequency (GHz)	Major Reading (dBuV)	Det	3117_00188717	66Hz_HR(dB)	DC Corr (dB)	Corrected Reading (dBuV/m)	Avg Limit (dBuV/m)	Margin (dB)	Peak Limit (dBuV/m)	Margin (dB)	Limit Non-Restricted (dBuV/m)	Margin (dB)	Azimuth (Degs)	Height (cm)	Polarity
1	9.739	26.83	PK	37.2	-23	0	41.03	-	-	-	-	68.2	-27.17	0-360	150	H
4	*11.466	26.04	PK	38.5	-22.4	0	42.14	-	-	74	-31.86	-	-	0-360	150	H
5	17.077	24.68	PK	41.6	-17.2	0	49.08	-	-	-	-	68.2	-19.12	0-360	250	H
2	9.734	26.8	PK	37.2	-23	0	41	-	-	-	-	68.2	-27.2	0-360	150	V
3	*11.474	25.99	PK	38.5	-22.3	0	42.19	-	-	74	-31.81	-	-	0-360	150	V
6	17.08	24.45	PK	41.6	-17.2	0	48.85	-	-	-	-	68.2	-19.35	0-360	250	V

* - indicates frequency in CFR47 Pt 15 / IC RSS-Restricted Band
 PK – Peak detector

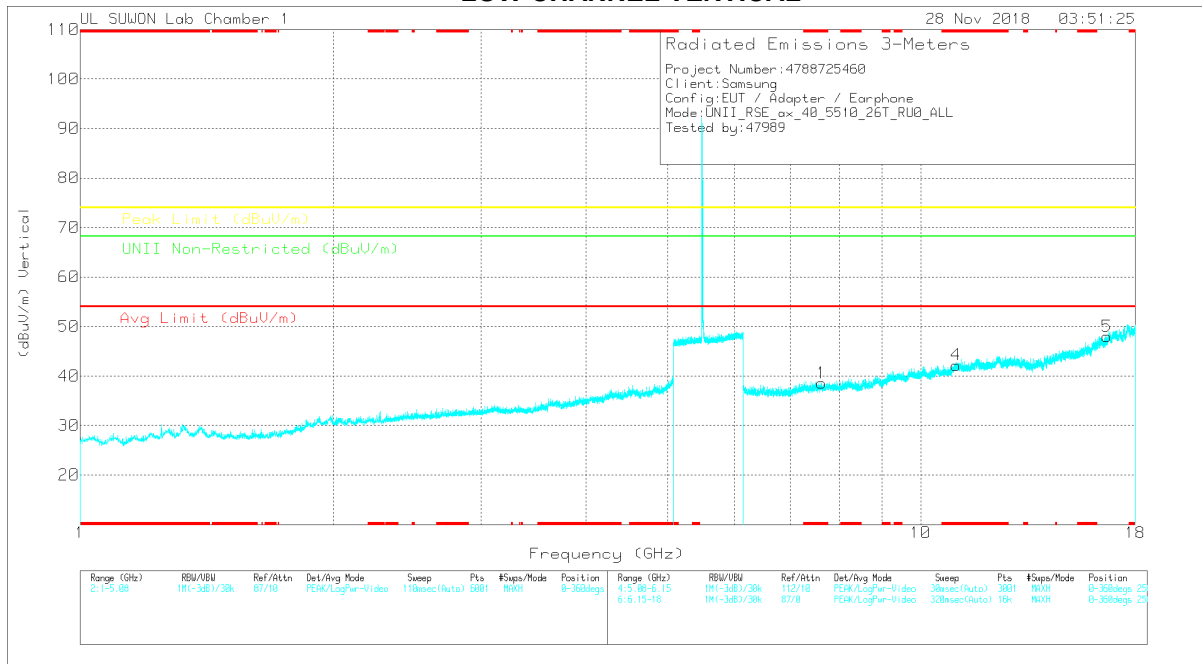
Note: Only peak measurement was performed. Because peak measurement result of unwanted emission is less than average limit (54dBuV/m).

HE40 RU mode (MIMO / 26T / Low: 0, Mid: 0, High: 0)

LOW CHANNEL HORIZONTAL



LOW CHANNEL VERTICAL



Note: Emission was scanned up to 40GHz; No emissions were detected above the noise floor which was at least 20dB below the specification limit.

LOW CHANNEL DATA

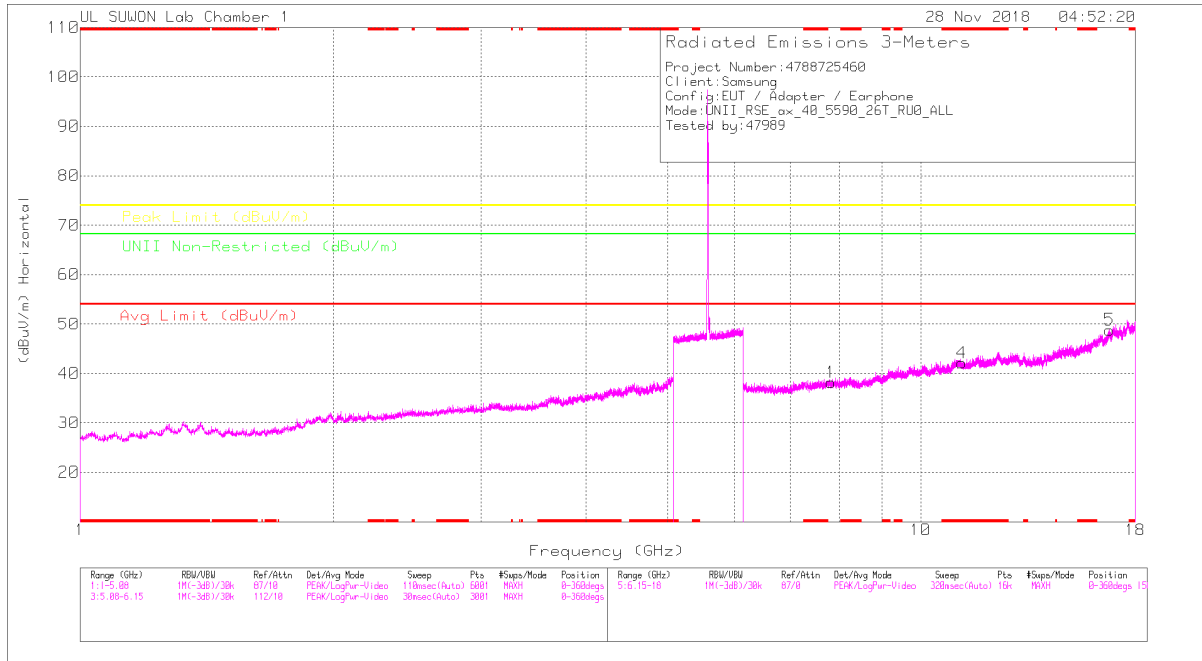
Trace Markers

Marker	Frequency (GHz)	Major Reading (dBuV)	Det	3117_00188717	66Hz_HR(dB)	DC Corr (dB)	Corrected Reading (dBuV/m)	Avg Limit (dBuV/m)	Margin (dB)	Peak Limit (dBuV/m)	Margin (dB)	Limit Non-Restricted (dBuV/m)	Margin (dB)	Altitude (Degs)	Height (cm)	Polarity
2	* 7.631	28.95	PK	35.8	-26.8	0	37.95	-	-	74	-36.05	-	-	0-360	150	H
3	* 11.022	25.94	PK	38.2	-21.6	0	42.54	-	-	74	-31.46	-	-	0-360	150	H
6	16.646	24.74	PK	41.1	-18.6	0	47.24	-	-	-	-	68.2	-20.96	0-360	150	H
1	* 7.624	29.49	PK	35.8	-26.7	0	38.59	-	-	74	-35.41	-	-	0-360	150	V
4	* 11.022	25.6	PK	38.2	-21.6	0	42.2	-	-	74	-31.8	-	-	0-360	250	V
5	16.648	25.5	PK	41.1	-18.6	0	48	-	-	-	-	68.2	-20.2	0-360	250	V

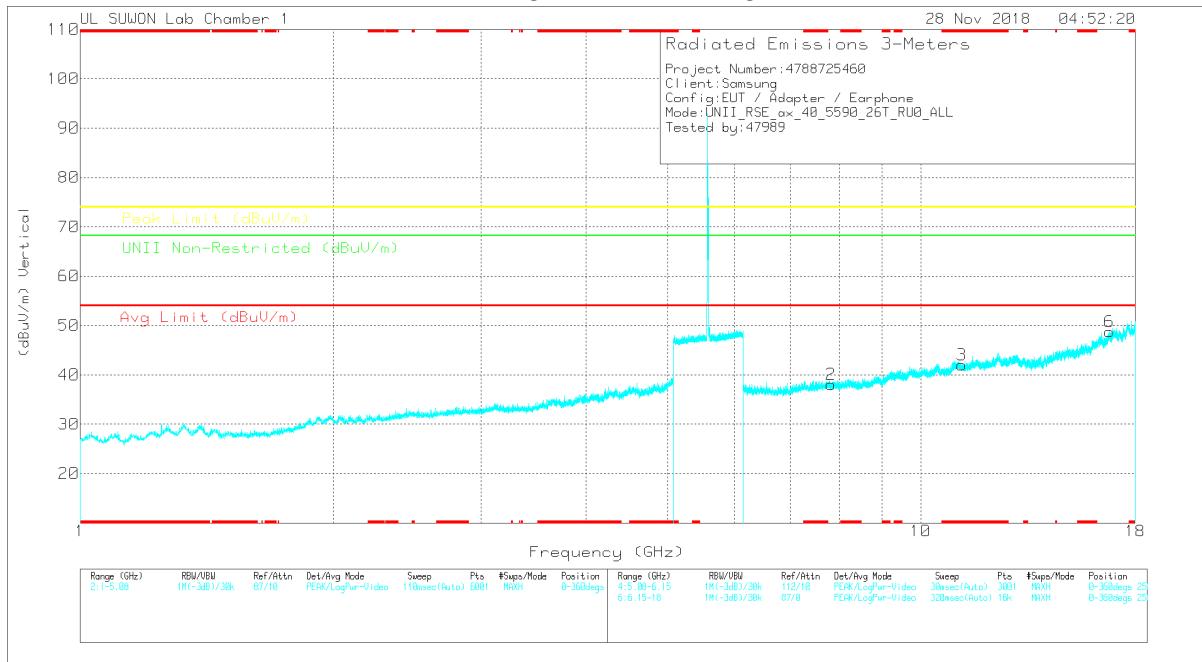
* - indicates frequency in CFR47 Pt 15 / IC RSS-Restricted Band
 PK – Peak detector

Note: Only peak measurement was performed. Because peak measurement result of unwanted emission is less than average limit (54dBuV/m).

MID CHANNEL HORIZONTAL



MID CHANNEL VERTICAL



Note: Emission was scanned up to 40GHz; No emissions were detected above the noise floor which was at least 20dB below the specification limit.

MID CHANNEL DATA

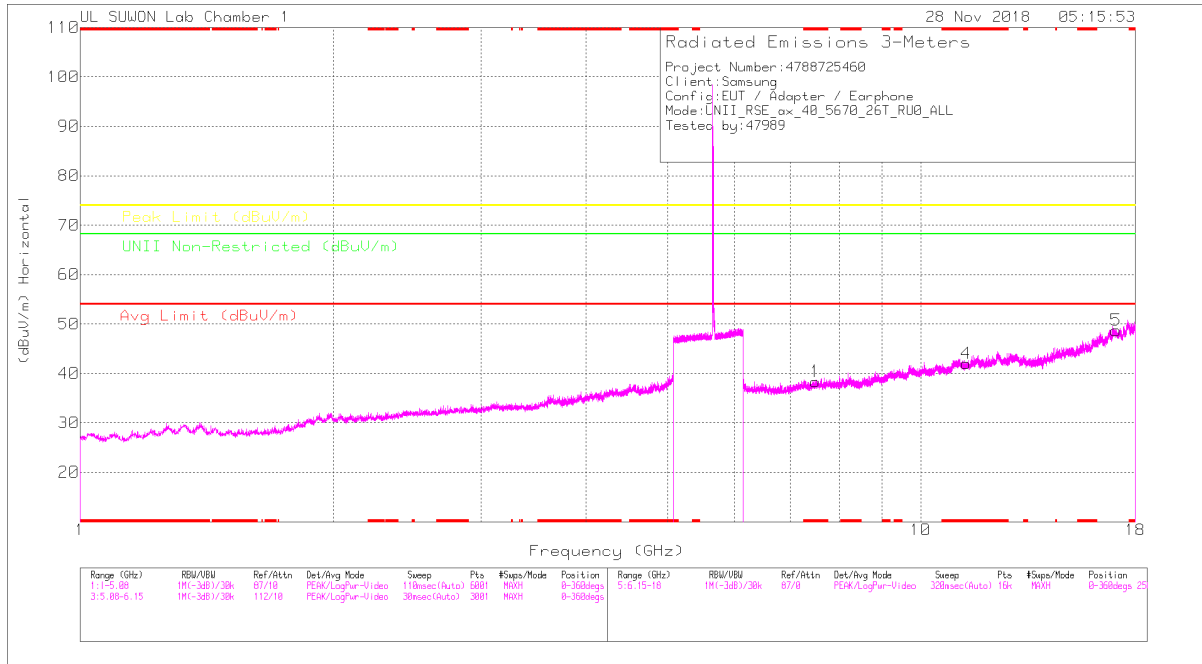
Trace Markers

Marker	Frequency (GHz)	Meter Reading (dBuV)	Det	3117_00168717	6GHz_HF[dB]	DC Corr (dB)	Corrected Reading (dBuV/m)	Avg Limit (dBuV/m)	Margin (dB)	Peak Limit (dBuV/m)	Margin (dB)	UNII Non-Restricted (dBuV/m)	Margin (dB)	Asimuth (Degs)	Height (cm)	Polarity
1	7.824	28.88	PK	35.9	-26.6	0	38.18	-	-	-	-	68.2	-30.02	0-360	150	H
4	* 11.196	26.23	PK	38.3	-22.4	0	42.13	-	-	74	-31.87	-	-	0-360	150	H
5	16.762	24.61	PK	41.4	-17.2	0	48.81	-	-	-	-	68.2	-19.39	0-360	150	H
2	7.823	28.77	PK	35.9	-26.6	0	38.07	-	-	-	-	68.2	-30.13	0-360	150	V
3	* 11.198	26.2	PK	38.3	-22.5	0	42	-	-	74	-32	-	-	0-360	150	V
6	16.762	24.55	PK	41.4	-17.2	0	48.75	-	-	-	-	68.2	-19.45	0-360	150	V

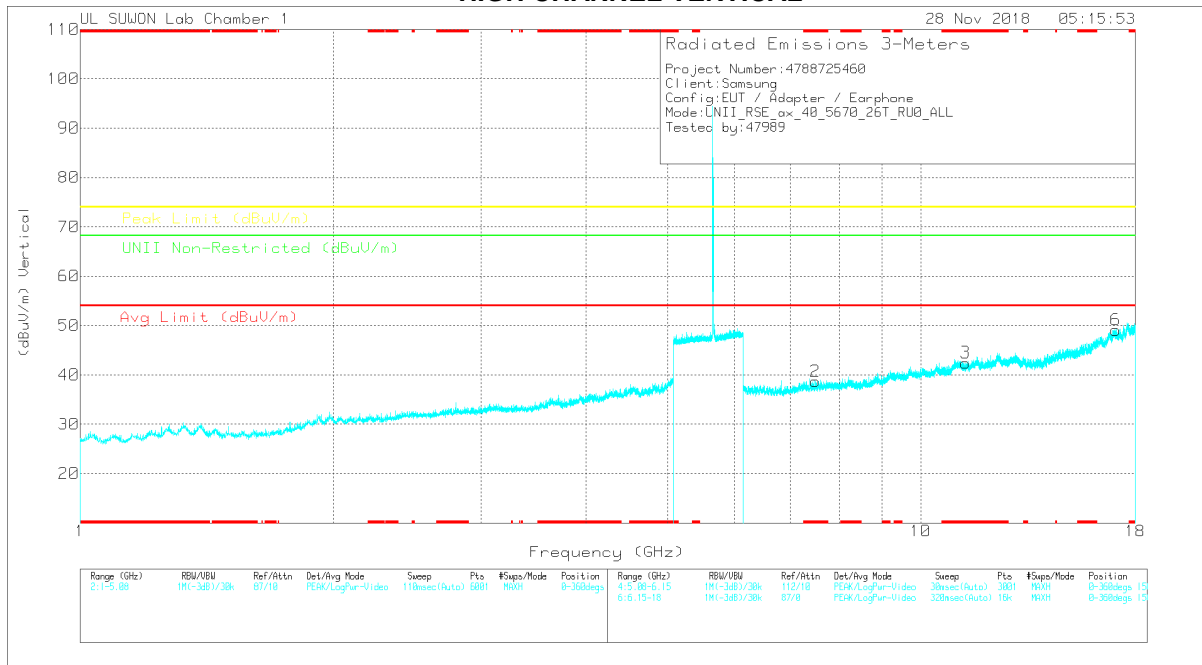
* - indicates frequency in CFR47 Pt 15 / IC RSS-Restricted Band
 PK – Peak detector

Note: Only peak measurement was performed. Because peak measurement result of unwanted emission is less than average limit (54dBuV/m).

HIGH CHANNEL HORIZONTAL



HIGH CHANNEL VERTICAL



Note: Emission was scanned up to 40GHz; No emissions were detected above the noise floor which was at least 20dB below the specification limit.

HIGH CHANNEL DATA

Trace Markers

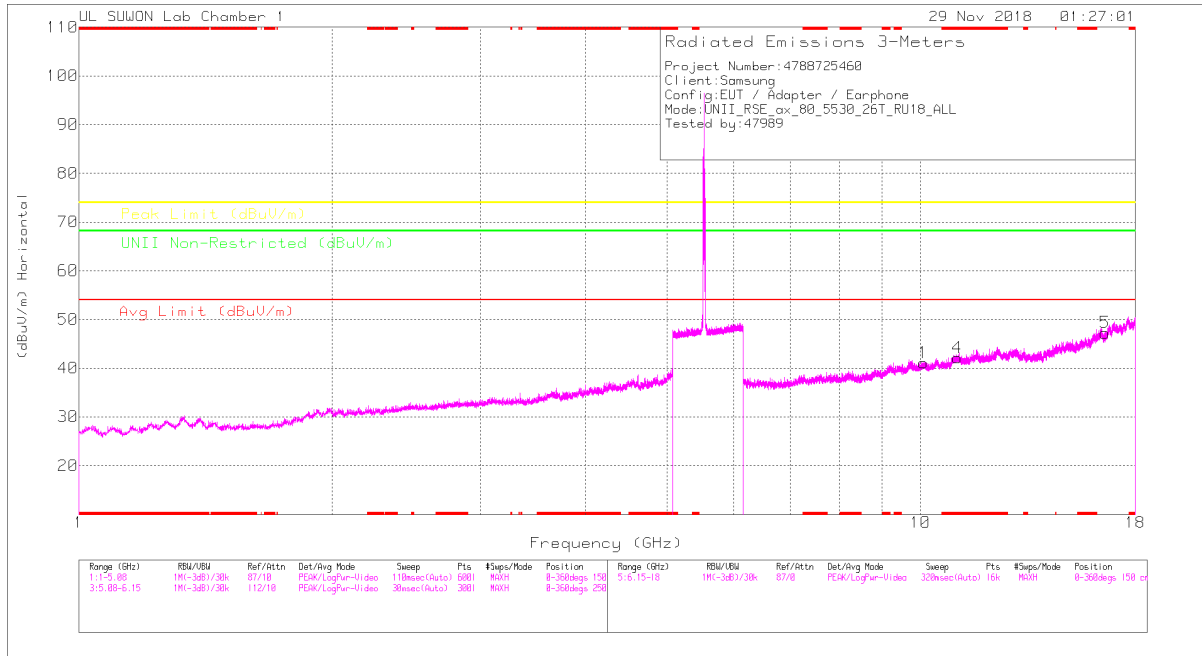
Marker	Frequency (GHz)	Major Reading (dBuV)	Det	3117_00188717	66Hz_HR(dB)	DC Corr (dB)	Corrected Reading (dBuV/m)	Avg Limit (dBuV/m)	Margin (dB)	Peak Limit (dBuV/m)	Margin (dB)	Limit Non-Restricted (dBuV/m)	Margin (dB)	Azimuth (Degs)	Height (cm)	Polarity
1	* 7.497	29.54	PK	35.8	-27	0	38.34	-	-	74	-35.66	-	-	0-360	250	H
4	* 11.327	25.72	PK	38.4	-22.1	0	42.02	-	-	74	-31.98	-	-	0-360	250	H
5	17.079	24.21	PK	41.6	-17.1	0	48.71	-	-	-	-	68.2	-19.49	0-360	150	H
2	* 7.492	29.89	PK	35.8	-27	0	38.69	-	-	74	-35.31	-	-	0-360	250	V
3	* 11.309	26.15	PK	38.4	-22.1	0	42.45	-	-	74	-31.55	-	-	0-360	250	V
6	17.068	24.7	PK	41.6	-17.2	0	49.1	-	-	-	-	68.2	-19.1	0-360	150	V

* - indicates frequency in CFR47 Pt 15 / IC RSS-Restricted Band
 PK – Peak detector

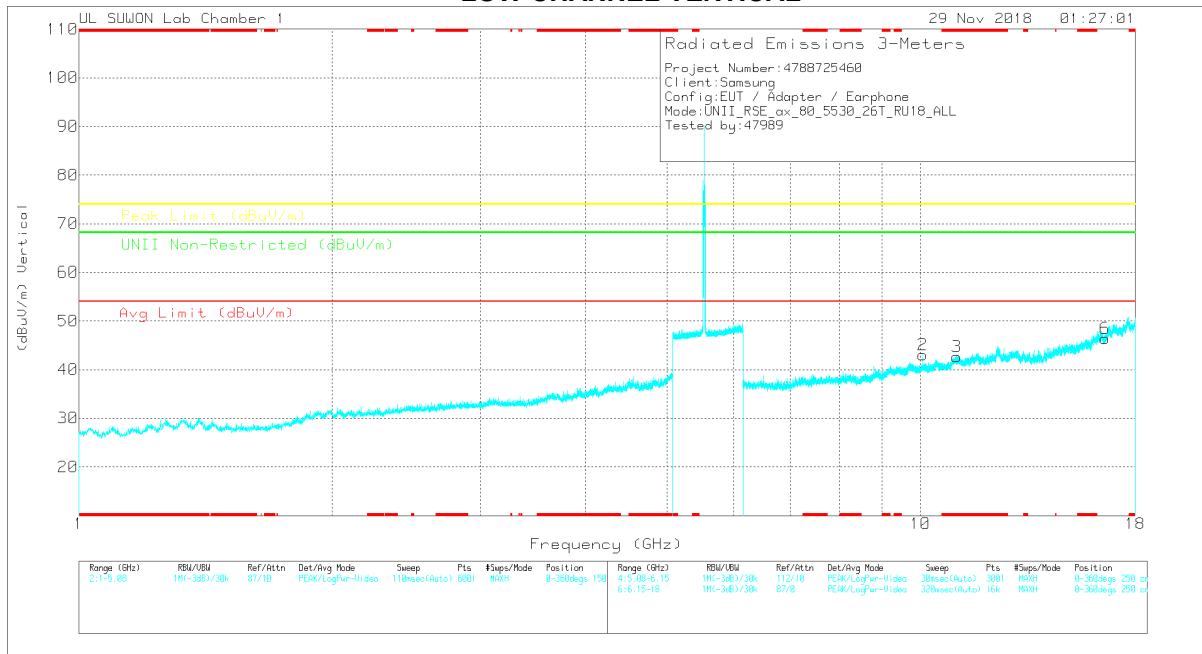
Note: Only peak measurement was performed. Because peak measurement result of unwanted emission is less than average limit (54dBuV/m).

HE80 RU mode (MIMO / 26T / Low: 18, High: 18)

LOW CHANNEL HORIZONTAL



LOW CHANNEL VERTICAL



Note: Emission was scanned up to 40GHz; No emissions were detected above the noise floor which was at least 20dB below the specification limit.

LOW CHANNEL DATA

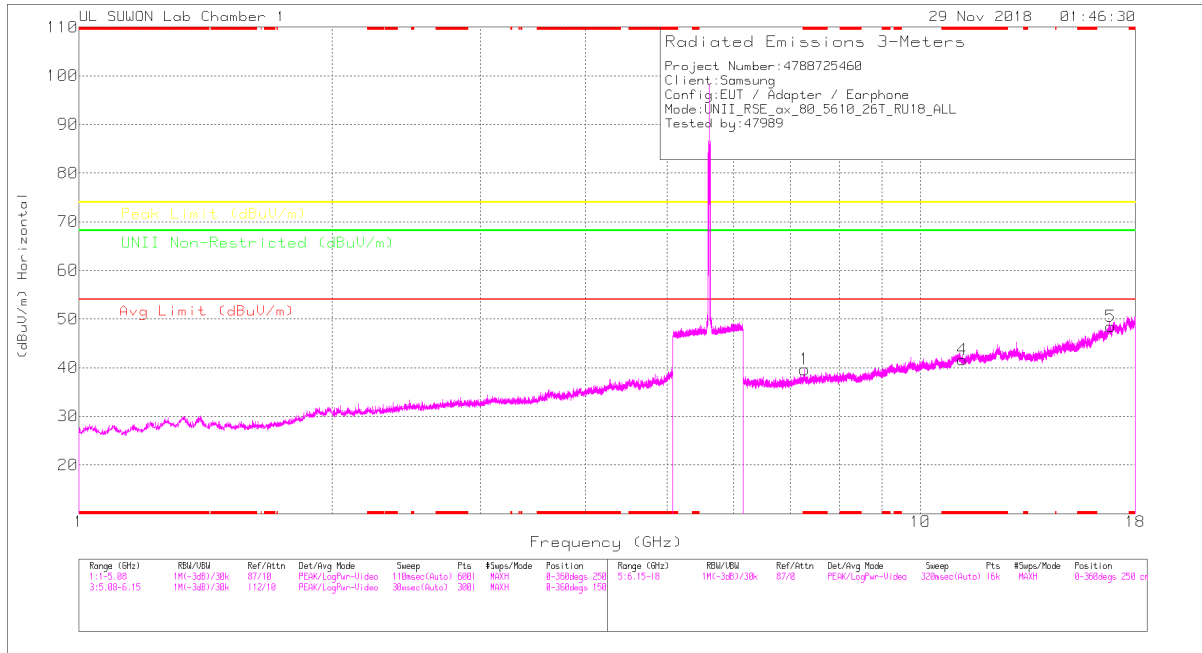
Trace Markers

Marker	Frequency (GHz)	Major Reading (dBuV)	Det	3117_00188717	66Hz_HF(dB)	DC Corr (dB)	Corrected Reading (dBuV/m)	Avg Limit (dBuV/m)	Margin (dB)	Peak Limit (dBuV/m)	Margin (dB)	Limit Non-Restricted (dBuV/m)	Margin (dB)	Azimuth (Degs)	Height (cm)	Polarity
1	10.077	25.67	PK	37.5	-22.1	0	41.07	-	-	-	-	68.2	-27.13	0-360	150	H
4	*11.056	25.95	PK	38.2	-22	0	42.15	-	-	74	-31.85	-	-	0-360	250	H
5	16.579	25.25	PK	40.9	-18.9	0	47.25	-	-	-	-	68.2	-20.95	0-360	150	H
2	10.067	27.61	PK	37.5	-22.1	0	43.01	-	-	-	-	68.2	-25.19	0-360	150	V
3	*11.047	26.31	PK	38.2	-21.9	0	42.61	-	-	74	-31.39	-	-	0-360	250	V
6	16.57	24.49	PK	40.9	-19	0	46.39	-	-	-	-	68.2	-21.81	0-360	250	V

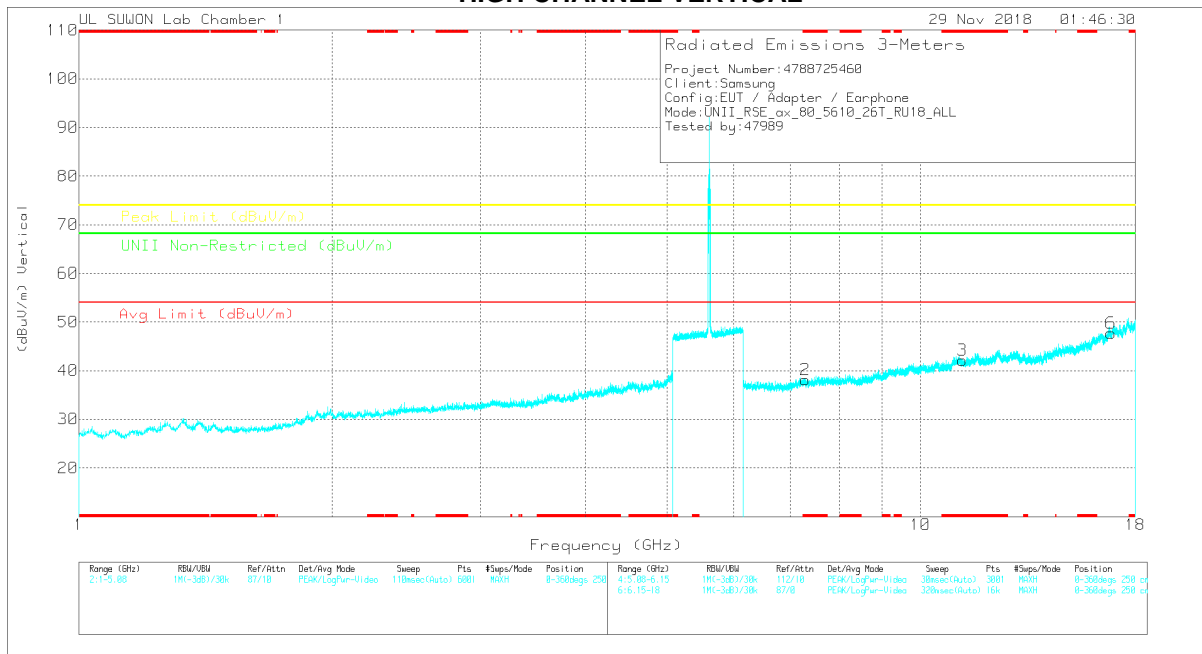
* - indicates frequency in CFR47 Pt 15 / IC RSS-Restricted Band
 PK – Peak detector

Note: Only peak measurement was performed. Because peak measurement result of unwanted emission is less than average limit (54dBuV/m).

HIGH CHANNEL HORIZONTAL



HIGH CHANNEL VERTICAL



Note: Emission was scanned up to 40GHz; No emissions were detected above the noise floor which was at least 20dB below the specification limit.

HIGH CHANNEL DATA

Trace Markers

Marker	Frequency (GHz)	Major Reading (dBuV)	Det	3117_00188717	66Hz_HR(dB)	DC Corr (dB)	Corrected Reading (dBuV/m)	Avg Limit (dBuV/m)	Margin (dB)	Peak Limit (dBuV/m)	Margin (dB)	Limit Non-Restricted (dBuV/m)	Margin (dB)	Azimuth (Degs)	Height (cm)	Polarity
1	* 7.288	30.72	PK	35.8	-26.9	0	39.62	-	-	74	-34.38	-	-	0-360	150	H
4	* 11.222	25.68	PK	38.4	-22.5	0	41.58	-	-	74	-32.42	-	-	0-360	250	H
5	16.834	25.35	PK	41.5	-18.4	0	48.45	-	-	-	-	68.2	-19.75	0-360	150	H
2	* 7.298	29.25	PK	35.8	-26.9	0	38.15	-	-	74	-35.85	-	-	0-360	250	V
3	* 11.221	26.19	PK	38.4	-22.5	0	42.09	-	-	74	-31.91	-	-	0-360	150	V
6	16.842	24.57	PK	41.6	-18.5	0	47.67	-	-	-	-	68.2	-20.53	0-360	150	V

* - indicates frequency in CFR47 Pt 15 / IC RSS-Restricted Band
 PK – Peak detector

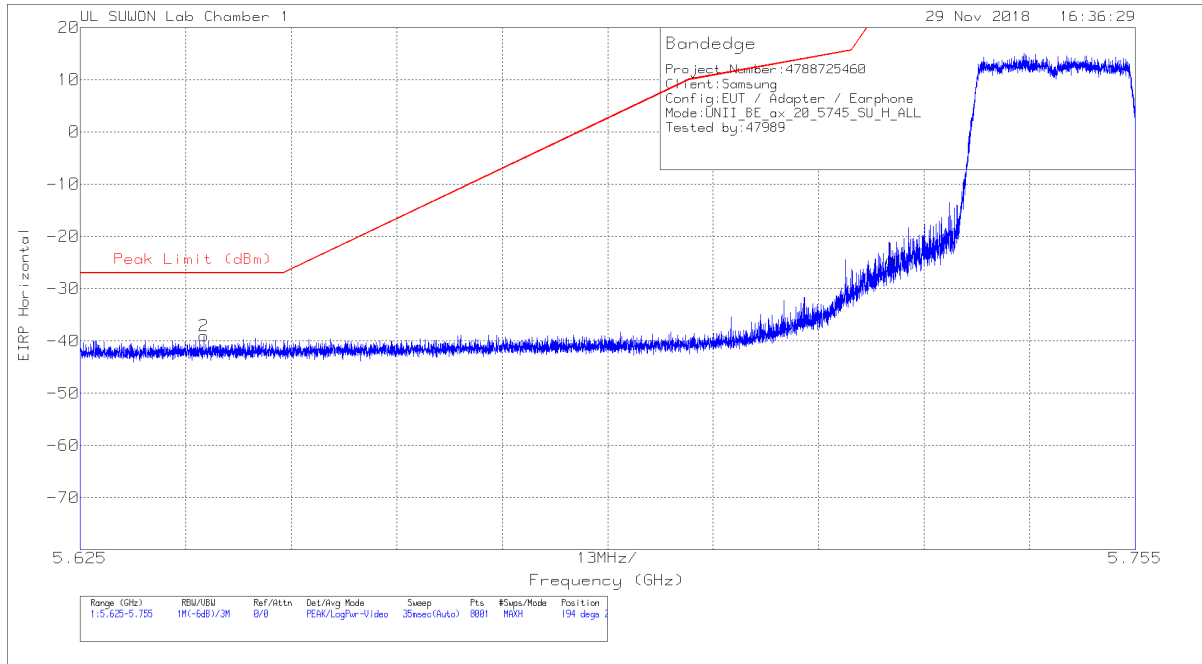
Note: Only peak measurement was performed. Because peak measurement result of unwanted emission is less than average limit (54dBuV/m).

11.8. 5.8 GHz_2TX

11.8.1.TX ABOVE 1GHz 802.11ax MODE IN THE 5.8GHz BAND BANDEDGE (LOW CHANNEL)

HE20 SU mode (MIMO)

HORIZONTAL PEAK PLOT



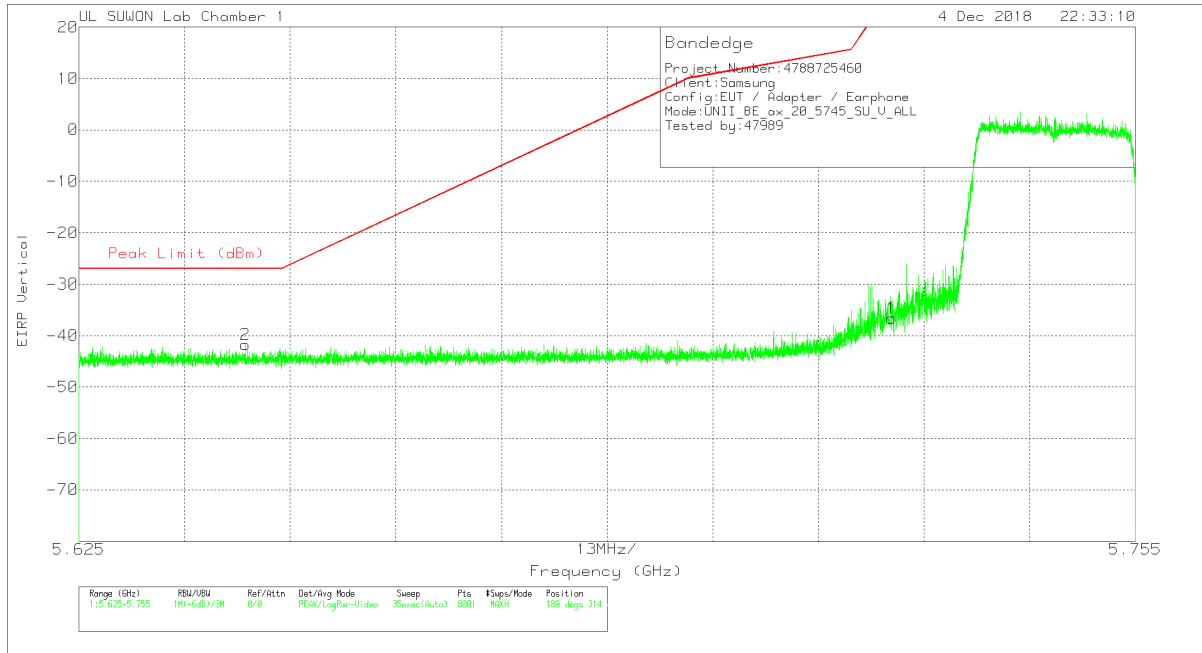
HORIZONTAL DATA

Trace Markers

Marker	Frequency (GHz)	Meter Reading (dBm)	Det	3117_00168717	10dB[dB]	Conversion Factor (dB)	DC Corr (dB)	Corrected Reading EIRP	Peak Limit (dBm)	PK Margin (dB)	Azimuth (Degs)	Height (cm)	Polarity
1	5.725	-49.97	Pk	34.8	-21.1	11.8	0	-24.47	26.97	-51.44	194	231	H
2	5.64	-64.44	Pk	34.7	-21.1	11.8	0	-39.04	-27	-12.04	194	231	H

Pk - Peak detector

VERTICAL PEAK PLOT



VERTICAL DATA

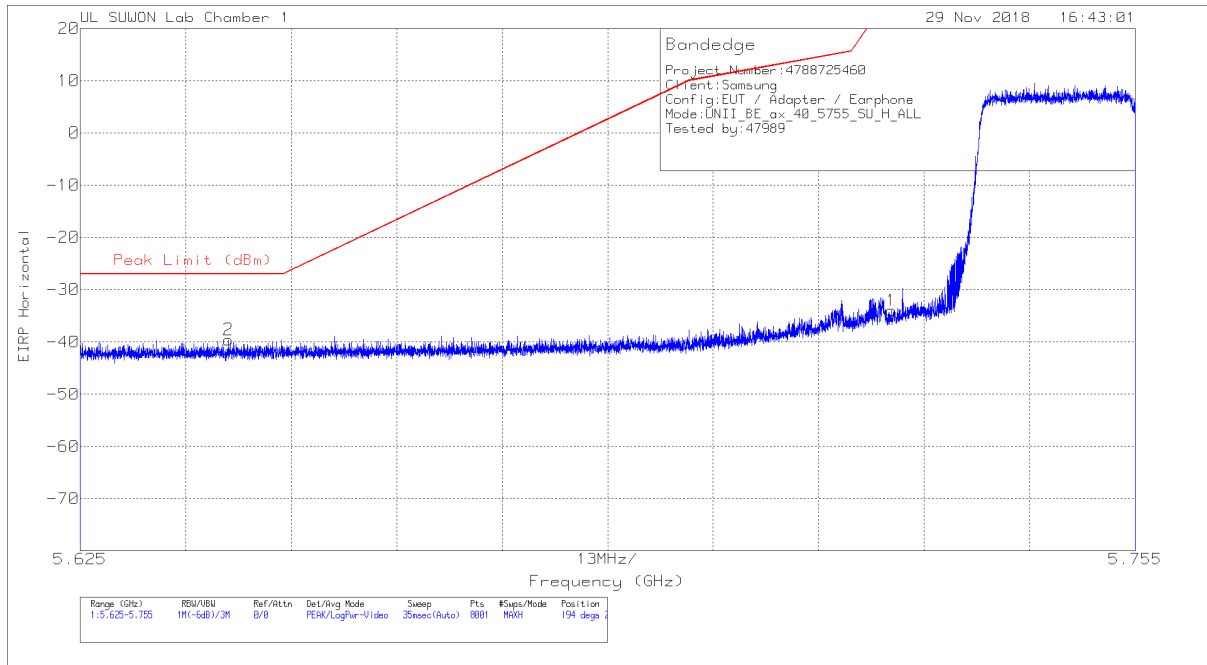
Trace Markers

Marker	Frequency (GHz)	Meter Reading (dBm)	Det	3117(00168717)_150619	10dB_Att(dB)	Conversion Factor (dB)	DC Corr (dB)	Corrected Reading EIRP	Peak Limit (dBm)	PK Margin (dB)	Azimuth (Degs)	Height (cm)	Polarity
1	5.725	-60.37	Pk	34.8	-22.9	11.8	0	-36.67	26.97	-63.64	189	314	V
2	5.645	-65.3	Pk	34.8	-23.1	11.8	0	-41.8	-27	-14.8	189	314	V

Pk - Peak detector

HE40 SU mode (MIMO)

HORIZONTAL PEAK PLOT



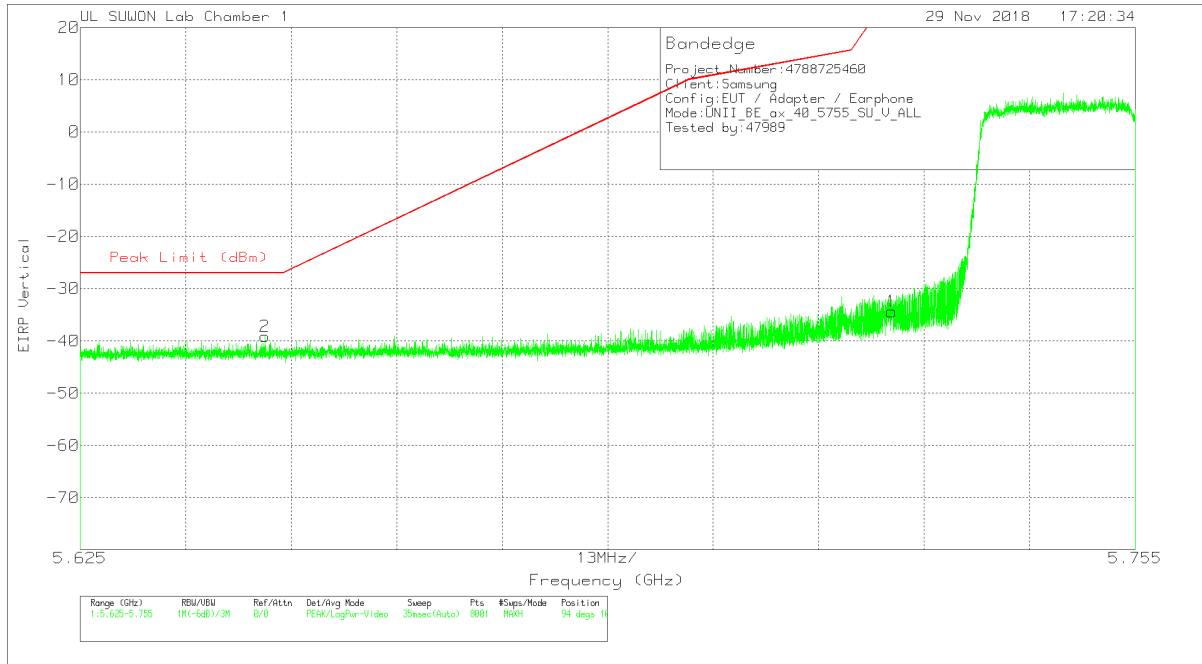
HORIZONTAL DATA

Trace Markers

Marker	Frequency (GHz)	Meter Reading (dBm)	Det	3117_00168717	10dB[dB]	Conversion Factor (dB)	DC Corr (dB)	Corrected Reading EIRP	Peak Limit (dBm)	PK Margin (dB)	Azimuth (Degs)	Height (cm)	Polarity
1	5.725	-59.47	Pk	34.8	-21.1	11.8	0	-33.97	26.97	-60.94	194	231	H
2	5.643	-65	Pk	34.7	-21.1	11.8	0	-39.6	-27	-12.6	194	231	H

Pk - Peak detector

VERTICAL PEAK PLOT



VERTICAL DATA

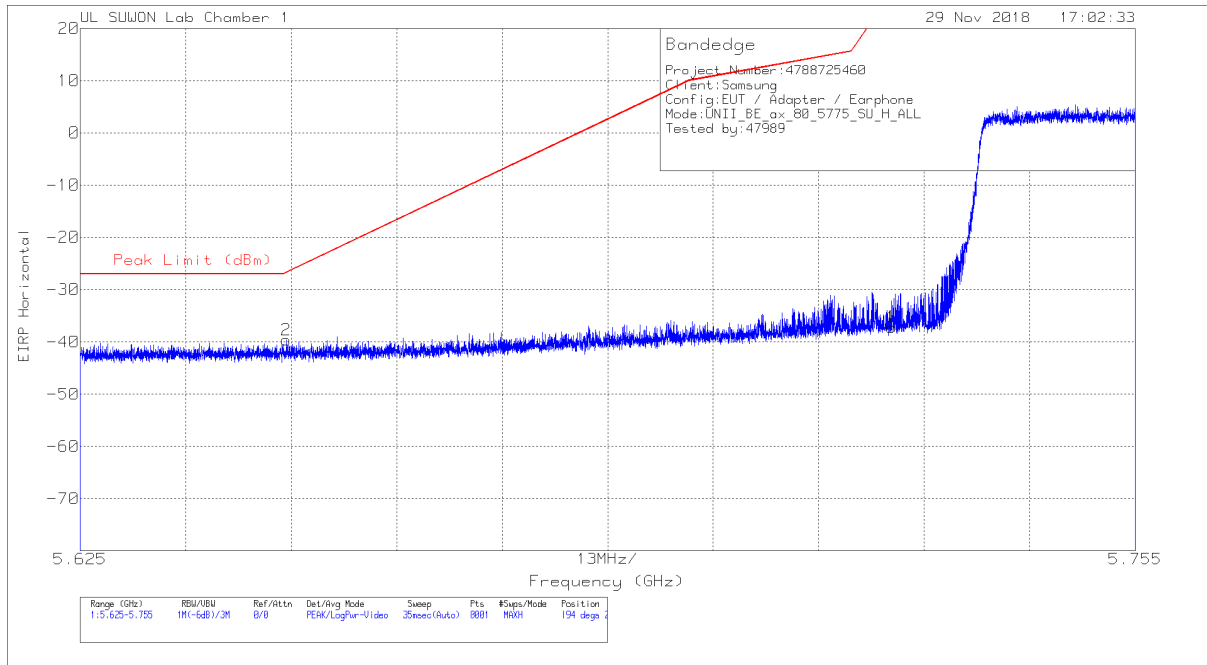
Trace Markers

Marker	Frequency (GHz)	Meter Reading (dBm)	Det	3117_00168717	10dB[dB]	Conversion Factor (dB)	DC Corr (dB)	Corrected Reading EIRP	Peak Limit (dBm)	PK Margin (dB)	Azimuth (Degs)	Height (cm)	Polarity
1	5.725	-59.87	Pk		-21.1	11.8	0	-34.37	26.97	-61.34	94	104	V
2	5.648	-64.55	Pk		-21.1	11.8	0	-39.15	-27	-12.15	94	104	V

Pk - Peak detector

HE80 SU mode (MIMO)

HORIZONTAL PEAK PLOT



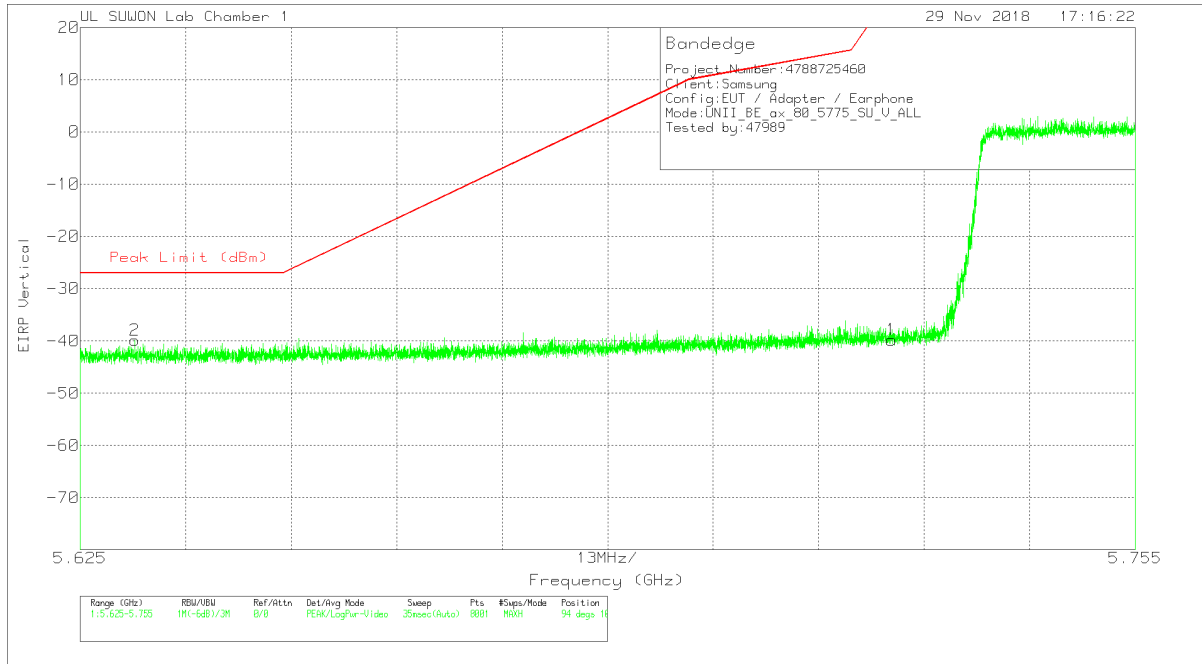
HORIZONTAL DATA

Trace Markers

Marker	Frequency (GHz)	Meter Reading (dBm)	Det	3117_00168717	10dB[dB]	Conversion Factor (dB)	DC Corr (dB)	Corrected Reading EIRP	Peak Limit (dBm)	PK Margin (dB)	Azimuth (Degs)	Height (cm)	Polarity
1	5.725	-62.69	Pk		-21.1	11.8		-37.19	26.97	-64.16	194	231	H
2	5.65	-65.03	Pk		-21.1	11.8	0	-39.63	-26.7	-12.93	194	231	H

Pk - Peak detector

VERTICAL PEAK PLOT



VERTICAL DATA

Trace Markers

Marker	Frequency (GHz)	Meter Reading (dBuV)	Det	170531_3117(00168724)	10dB(dB)	DC Corr (dB)	Corrected Reading (dBuV/m)	Average Limit (dBuV/m)	Margin (dB)	Peak Limit (dBuV/m)	PK Margin (dB)	Azimuth (Degs)	Height (cm)	Polarity
1	5.15	36.51	Pk	34	-15.3	0	55.21	-	-	74	-18.79	199	332	V
2	* 5.005	40.25	Pk	33.8	-15.2	0	58.85	-	-	74	-15.15	199	332	V
3	5.15	26.62	RMS	34	-15.3	0	45.32	54	-8.68	-	-	199	332	V
4	* 5.147	27.32	RMS	34	-15.3	0	46.02	54	-7.98	-	-	199	332	V

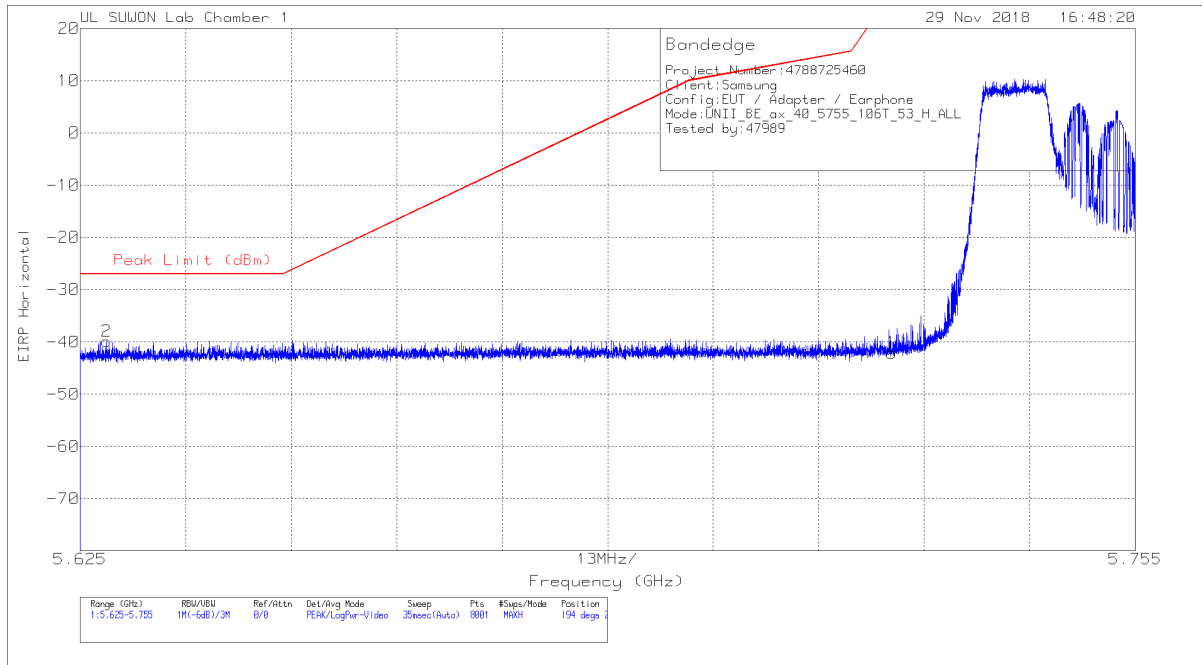
* - indicates frequency in CFR47 Pt 15 / IC RSS-Restricted Band

Pk - Peak detector

RMS - RMS detection

106T RU mode (MIMO / HE40 / RU offset 53)

HORIZONTAL PEAK PLOT



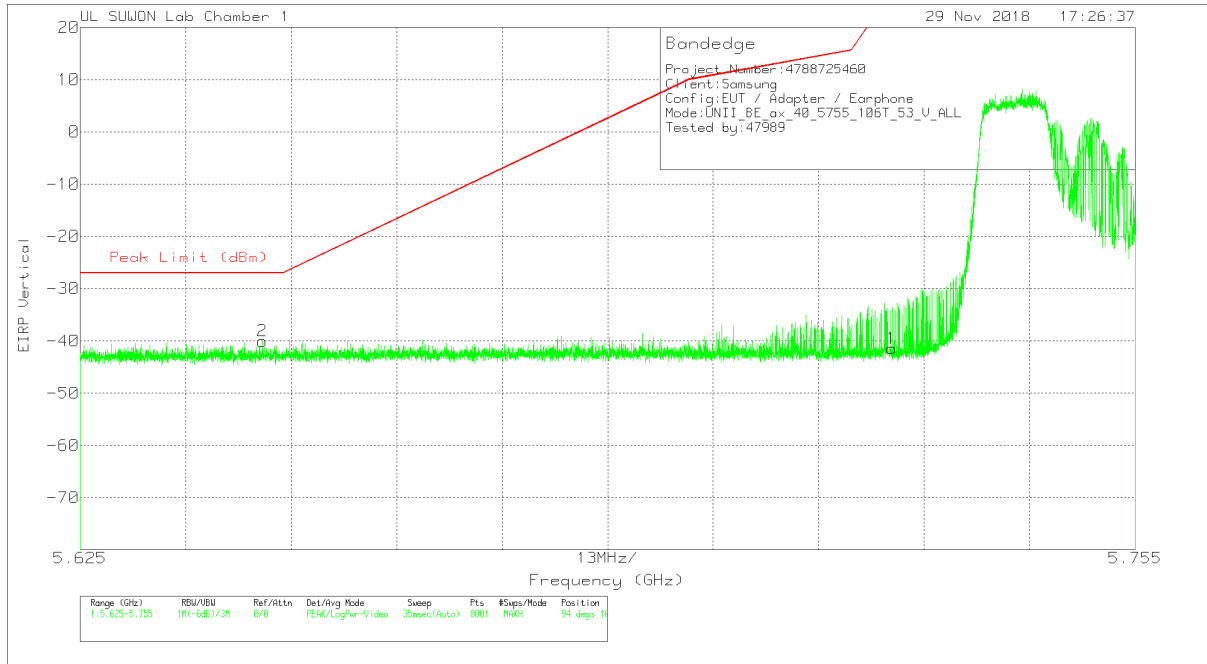
HORIZONTAL DATA

Trace Markers

Marker	Frequency (GHz)	Meter Reading (dBm)	Det	3117_00168717	10dB[dB]	Conversion Factor (dB)	DC Corr (dB)	Corrected Reading EIRP	Peak Limit (dBm)	PK Margin (dB)	Azimuth (Degs)	Height (cm)	Polarity
1	5.725	-67.59	Pk	34.8	-21.1	11.8	0	-42.09	26.97	-69.06	194	231	H
2	5.628	-65.26	Pk	34.7	-21.1	11.8	0	-39.86	-27	-12.86	194	231	H

Pk - Peak detector

VERTICAL PEAK PLOT



VERTICAL DATA

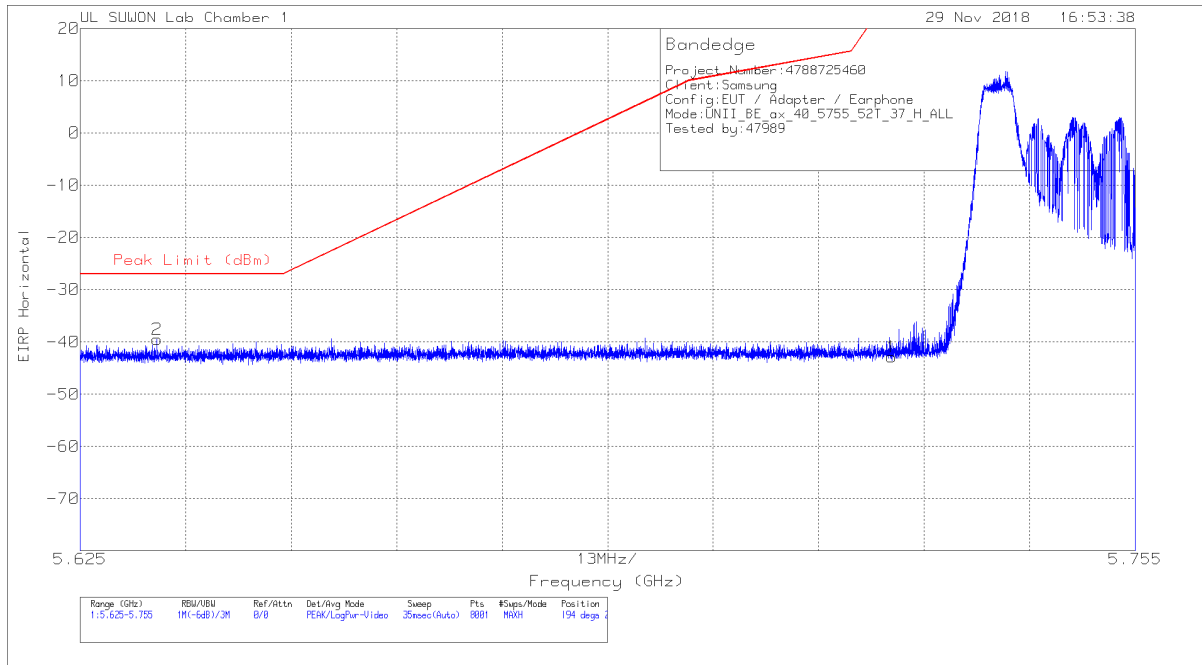
Trace Markers

Marker	Frequency (GHz)	Meter Reading (dBm)	Det	3117_00168717	10dB(dB)	Conversion Factor (dB)	DC Corr (dB)	Corrected Reading EIRP	Peak Limit (dBm)	PK Margin (dB)	Azimuth (Degs)	Height (cm)	Polarity
1	5.725	-66.95	Pk		-21.1	11.8	0	-41.45	26.97	-68.42	94	104	V
2	5.647	-65.44	Pk		-21.1	11.8	0	-40.04	-27	-13.04	94	104	V

Pk - Peak detector

52T RU mode (MIMO / HE40 / RU offset 37)

HORIZONTAL PEAK PLOT



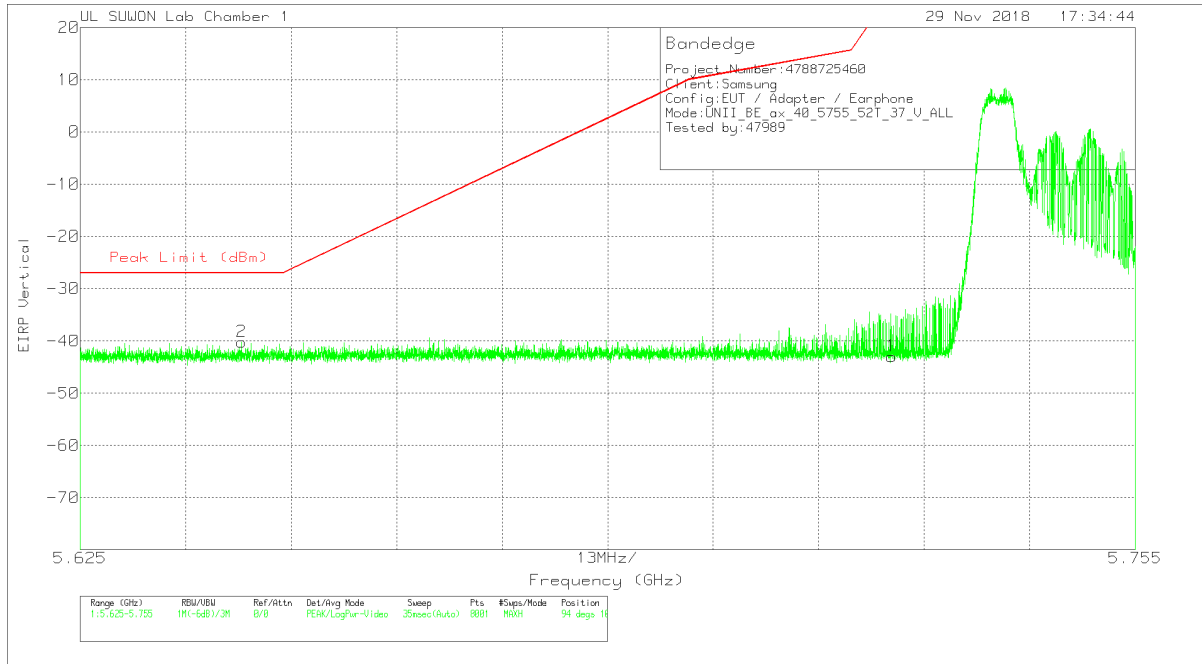
HORIZONTAL DATA

Trace Markers

Marker	Frequency (GHz)	Meter Reading (dBm)	Det	3117_00168717	10dB[dB]	Conversion Factor (dB)	DC Corr (dB)	Corrected Reading EIRP	Peak Limit (dBm)	PK Margin (dB)	Azimuth (Degs)	Height (cm)	Polarity
1	5.725	-68.38	Pk	34.8	-21.1	11.8	0	-42.88	26.97	-69.85	194	231	H
2	5.634	-64.8	Pk	34.7	-21.2	11.8	0	-39.5	-27	-12.5	194	231	H

Pk - Peak detector

VERTICAL PEAK PLOT



VERTICAL DATA

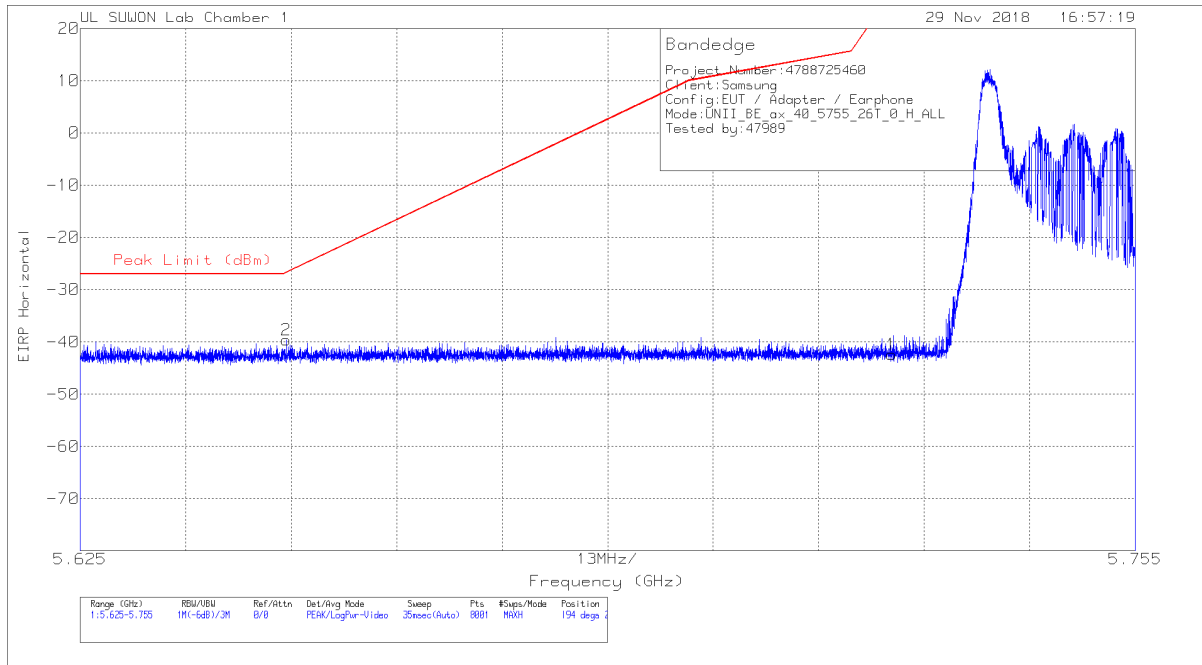
Trace Markers

Marker	Frequency (GHz)	Meter Reading (dBm)	Det	3117_00168717	10dB(dB)	Conversion Factor (dB)	DC Corr (dB)	Corrected Reading EIRP	Peak Limit (dBm)	PK Margin (dB)	Azimuth (Degs)	Height (cm)	Polarity
1	5.725	-68.44	Pk	34.8	-21.1	11.8	0	-42.94	26.97	-69.91	94	104	V
2	5.645	-65.57	Pk	34.7	-21.1	11.8	0	-40.17	-27	-13.17	94	104	V

Pk - Peak detector

26T RU mode (MIMO / HE40 / RU offset 0)

HORIZONTAL PEAK PLOT



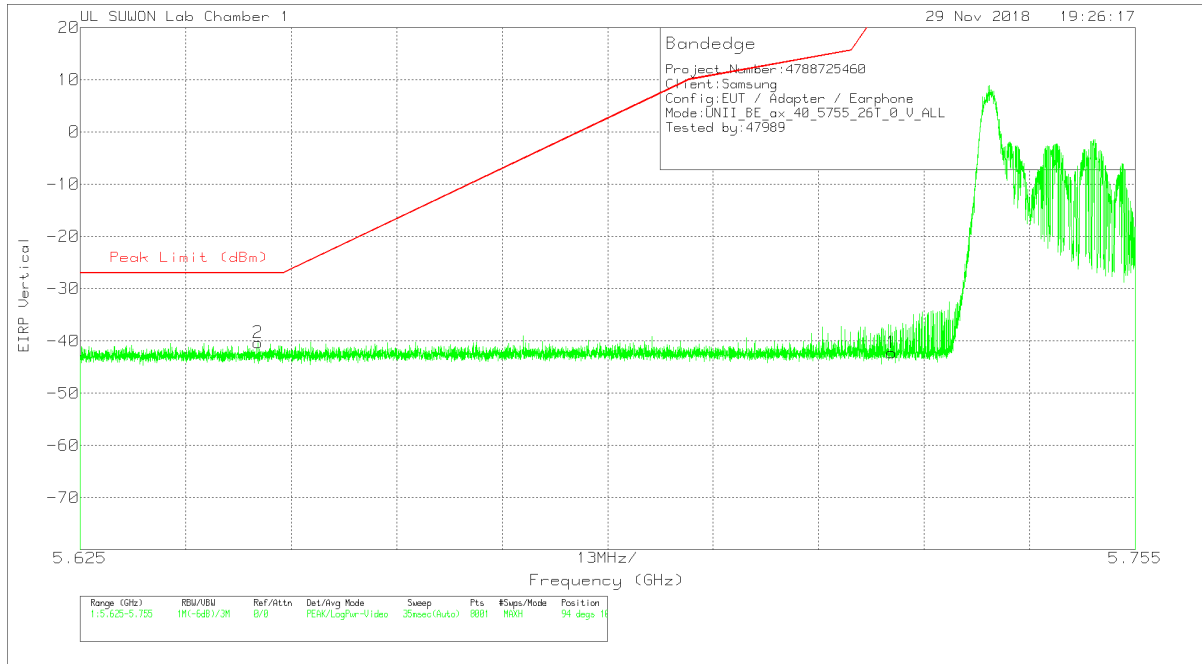
HORIZONTAL DATA

Trace Markers

Marker	Frequency (GHz)	Meter Reading (dBm)	Det	3117_00168717	10dB[dB]	Conversion Factor (dB)	DC Corr (dB)	Corrected Reading EIRP	Peak Limit (dBm)	PK Margin (dB)	Azimuth (Degs)	Height (cm)	Polarity	
1	5.725	-67.92	Pk		34.8	-21.1	11.8	0	-42.42	26.97	-69.39	194	231	H
2	5.65	-65.06	Pk		34.7	-21.1	11.8	0	-39.66	-26.69	-12.97	194	231	H

Pk - Peak detector

VERTICAL PEAK PLOT



VERTICAL DATA

Trace Markers

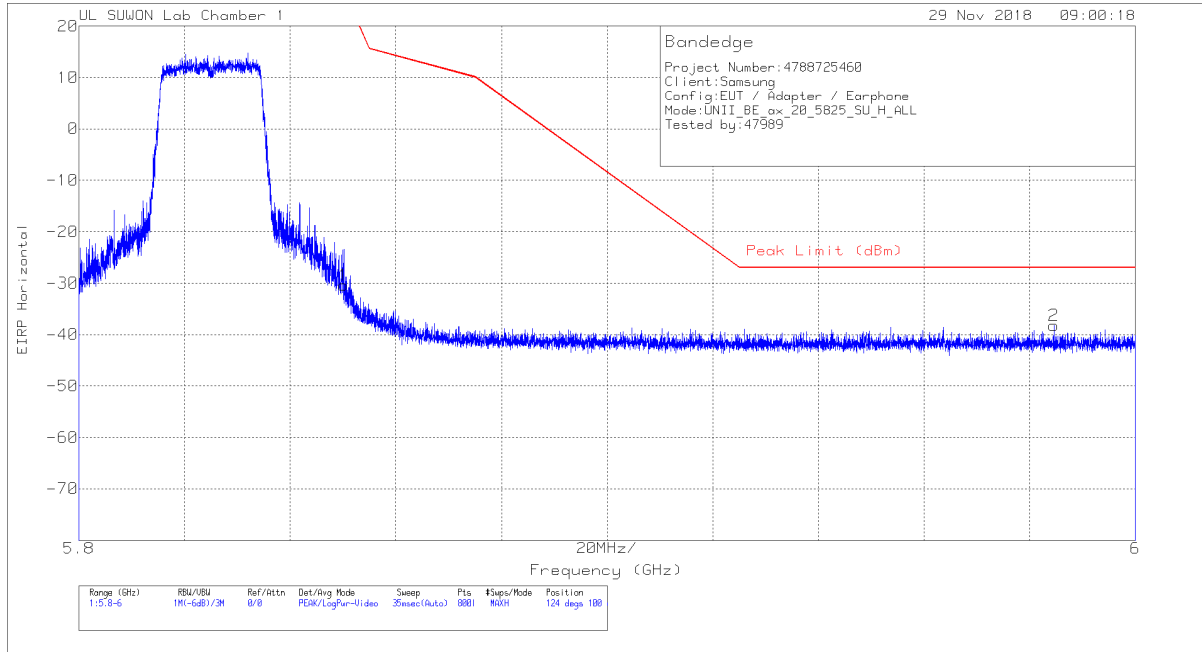
Marker	Frequency (GHz)	Meter Reading (dBm)	Det	3117_00168717	10dB(dB)	Conversion Factor (dB)	DC Corr (dB)	Corrected Reading EIRP	Peak Limit (dBm)	PK Margin (dB)	Azimuth (Degs)	Height (cm)	Polarity
1	5.725	-67.75	Pk		-21.1	11.8	0	-42.25	26.97	-69.22	94	104	V
2	5.647	-65.73	Pk		-21.1	11.8	0	-40.33	-27	-13.33	94	104	V

Pk - Peak detector

BANDEDGE (HIGH CHANNEL)

HE20 SU mode (MIMO)

HORIZONTAL PEAK PLOT



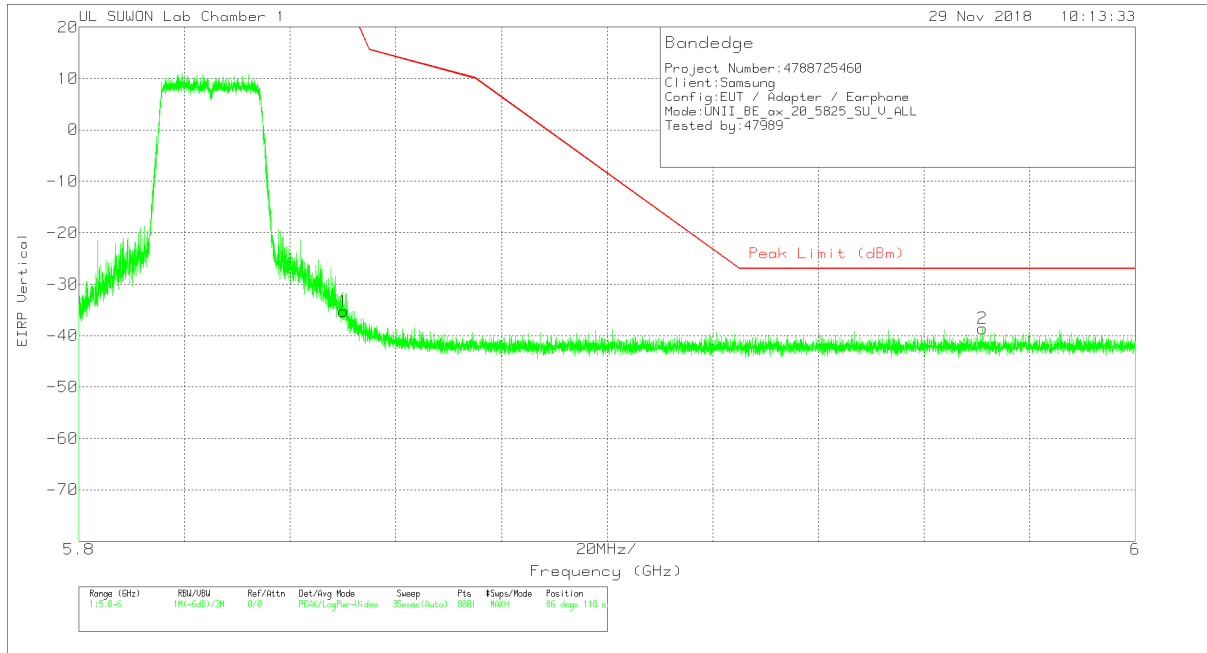
HORIZONTAL DATA

Trace Markers

Marker	Frequency (GHz)	Meter Reading (dBm)	Det	3117_00168717	10dB[dB]	Conversion Factor (dB)	DC Corr (dB)	Corrected Reading EIRP	Peak Limit (dBm)	PK Margin (dB)	Azimuth (Degs)	Height (cm)	Polarity
1	5.85	-56.16	Pk	35	-21	11.8	0	-30.36	26.94	-57.3	124	100	H
2	5.985	-64.38	Pk	35.1	-20.7	11.8	0	-38.18	-27	-11.18	124	100	H

Pk - Peak detector

VERTICAL PEAK PLOT



VERTICAL DATA

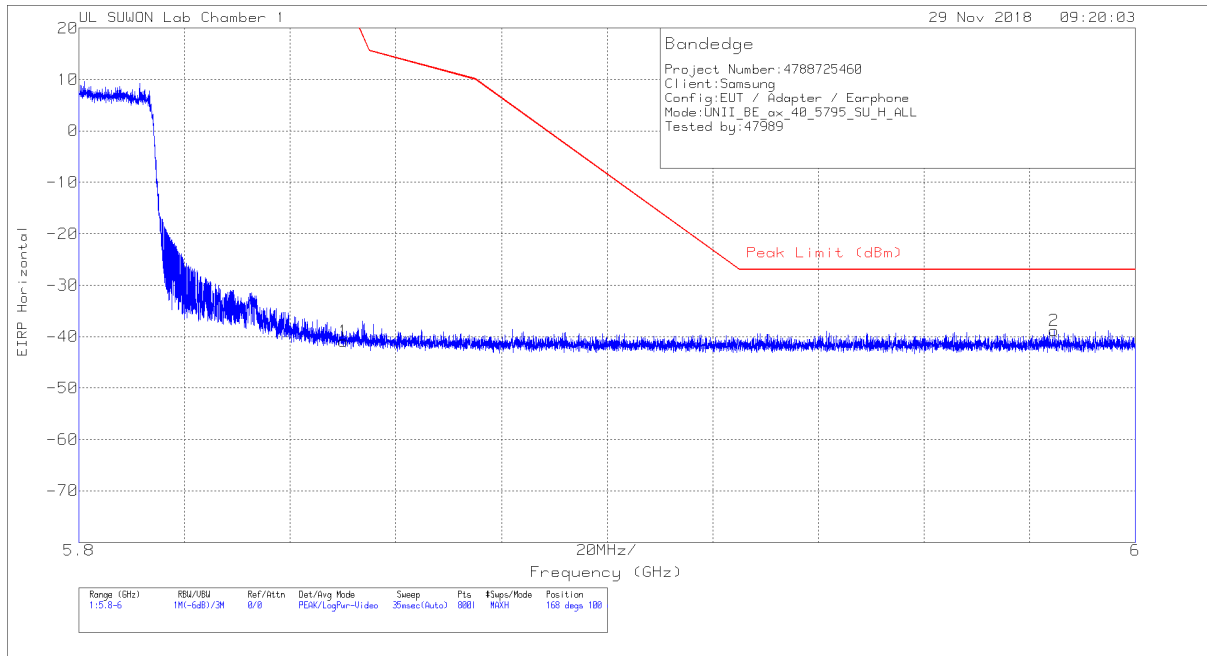
Trace Markers

Marker	Frequency (GHz)	Meter Reading (dBm)	Det	3117_00168717	10dB[dB]	Conversion Factor (dB)	DC Corr (dB)	Corrected Reading EIRP	Peak Limit (dBm)	PK Margin (dB)	Azimuth (Degs)	Height (cm)	Polarity
1	5.85	-61.03	Pk	35	-21	11.8	0	-35.23	26.94	-62.17	86	118	V
2	5.971	-64.83	Pk	35.1	-20.7	11.8	0	-38.63	-27	-11.63	86	118	V

Pk - Peak detector

HE40 SU mode (MIMO)

HORIZONTAL PEAK PLOT



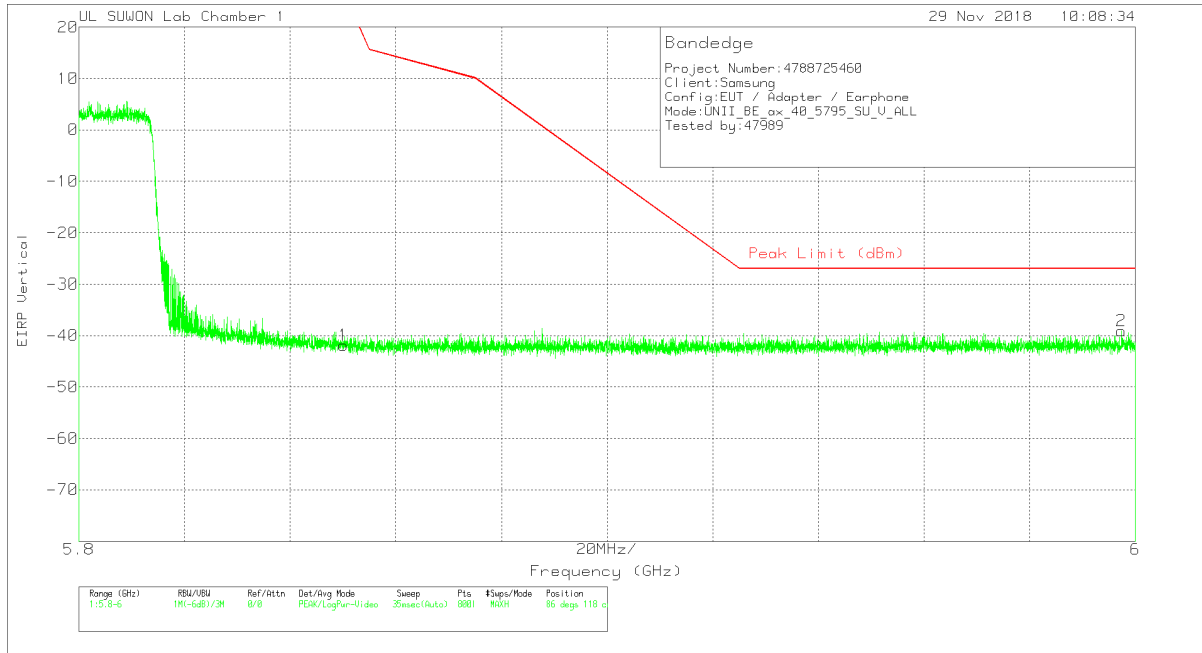
HORIZONTAL DATA

Trace Markers

Marker	Frequency (GHz)	Meter Reading (dBm)	Det	3117_00168717	10dB[dB]	Conversion Factor (dB)	DC Corr (dB)	Corrected Reading EIRP	Peak Limit (dBm)	PK Margin (dB)	Azimuth (Degs)	Height (cm)	Polarity
1	5.85	-66.71	Pk	35	-21	11.8	0	-40.91	26.94	-67.85	168	100	H
2	5.985	-65.02	Pk	35.1	-20.7	11.8	0	-38.82	-27	-11.82	168	100	H

Pk - Peak detector

VERTICAL PEAK PLOT



VERTICAL DATA

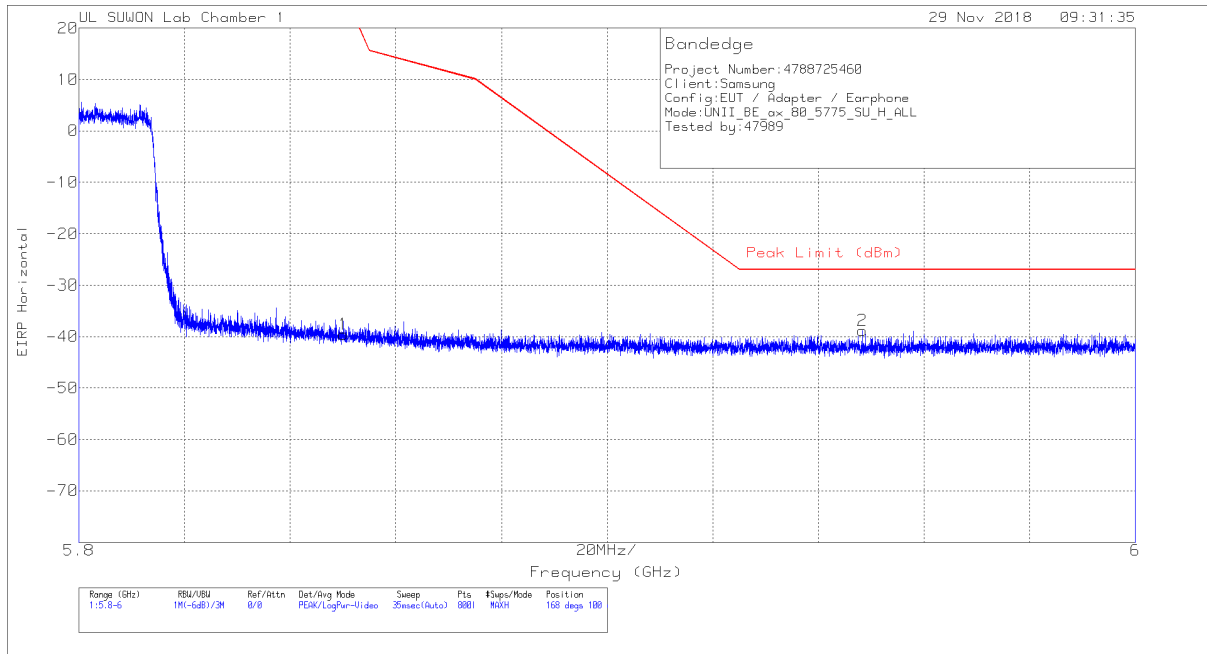
Trace Markers

Marker	Frequency (GHz)	Meter Reading (dBm)	Det	3117_00168717	10dB[dB]	Conversion Factor (dB)	DC Corr (dB)	Corrected Reading EIRP	Peak Limit (dBm)	PK Margin (dB)	Azimuth (Degs)	Height (cm)	Polarity
1	5.85	-67.67	Pk	35	-21	11.8	0	-41.87	26.94	-68.81	86	118	V
2	5.997	-65.31	Pk	35.1	-20.7	11.8	0	-39.11	-27	-12.11	86	118	V

Pk - Peak detector

HE80 SU mode (MIMO)

HORIZONTAL PEAK PLOT



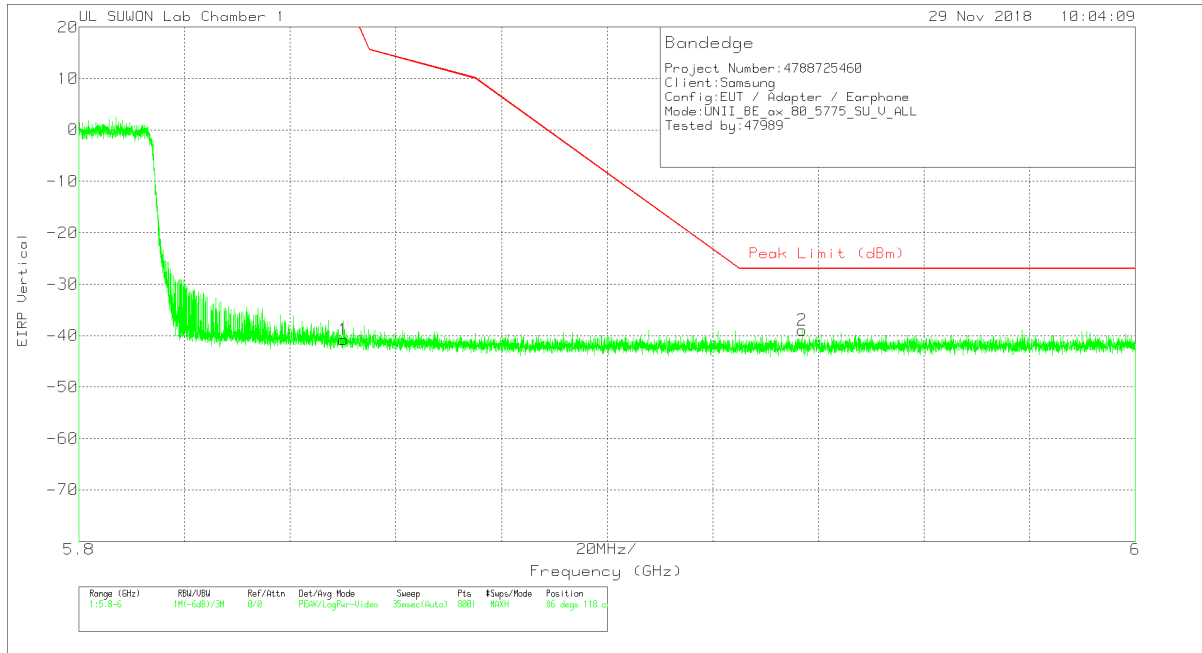
HORIZONTAL DATA

Trace Markers

Marker	Frequency (GHz)	Meter Reading (dBm)	Det	3117_00168717	10dB[dB]	Conversion Factor (dB)	DC Corr (dB)	Corrected Reading EIRP	Peak Limit (dBm)	PK Margin (dB)	Azimuth (Degs)	Height (cm)	Polarity
1	5.85	-65.31	Pk	35	-21	11.8	0	-39.51	26.94	-66.45	168	100	H
2	5.948	-64.92	Pk	35.1	-20.8	11.8	0	-38.82	-27	-11.82	168	100	H

Pk - Peak detector

VERTICAL PEAK PLOT



VERTICAL DATA

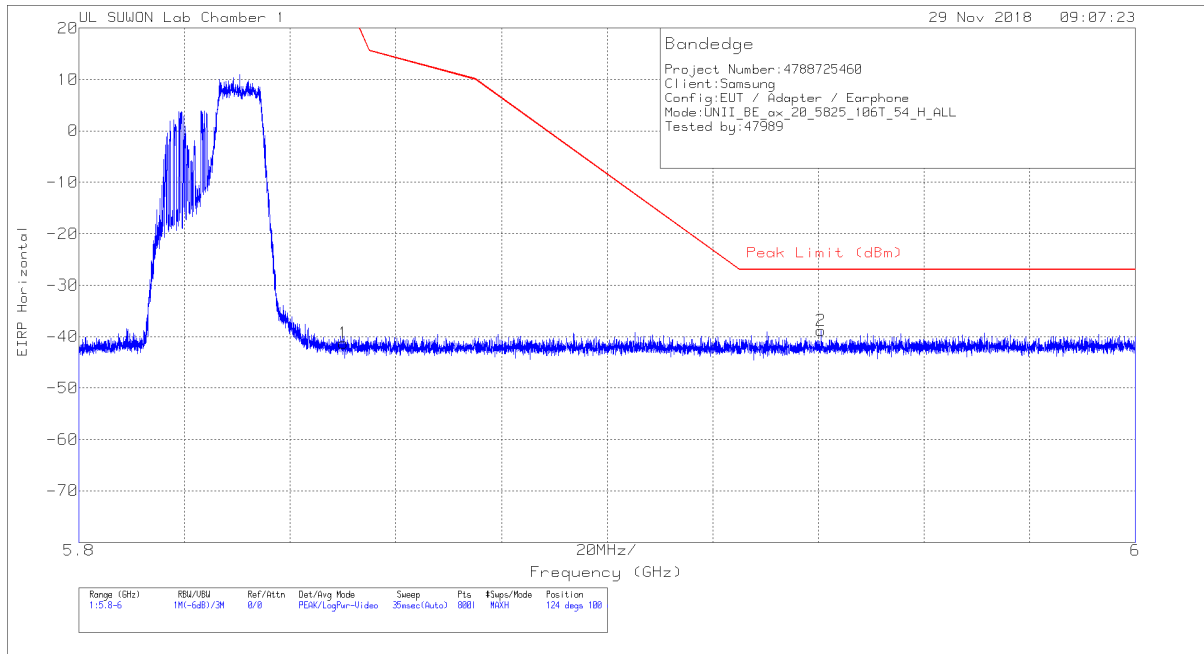
Trace Markers

Marker	Frequency (GHz)	Meter Reading (dBm)	Det	3117_00168717	10dB[dB]	Conversion Factor (dB)	DC Corr (dB)	Corrected Reading EIRP	Peak Limit (dBm)	PK Margin (dB)	Azimuth (Degs)	Height (cm)	Polarity
1	5.85	-66.63	Pk	35	-21	11.8	0	-40.83	26.94	-67.77	86	118	V
2	5.937	-65.07	Pk	35.1	-20.8	11.8	0	-38.97	-27	-11.97	86	118	V

Pk - Peak detector

106T RU mode (MIMO / HE20 / RU offset 54)

HORIZONTAL PEAK PLOT



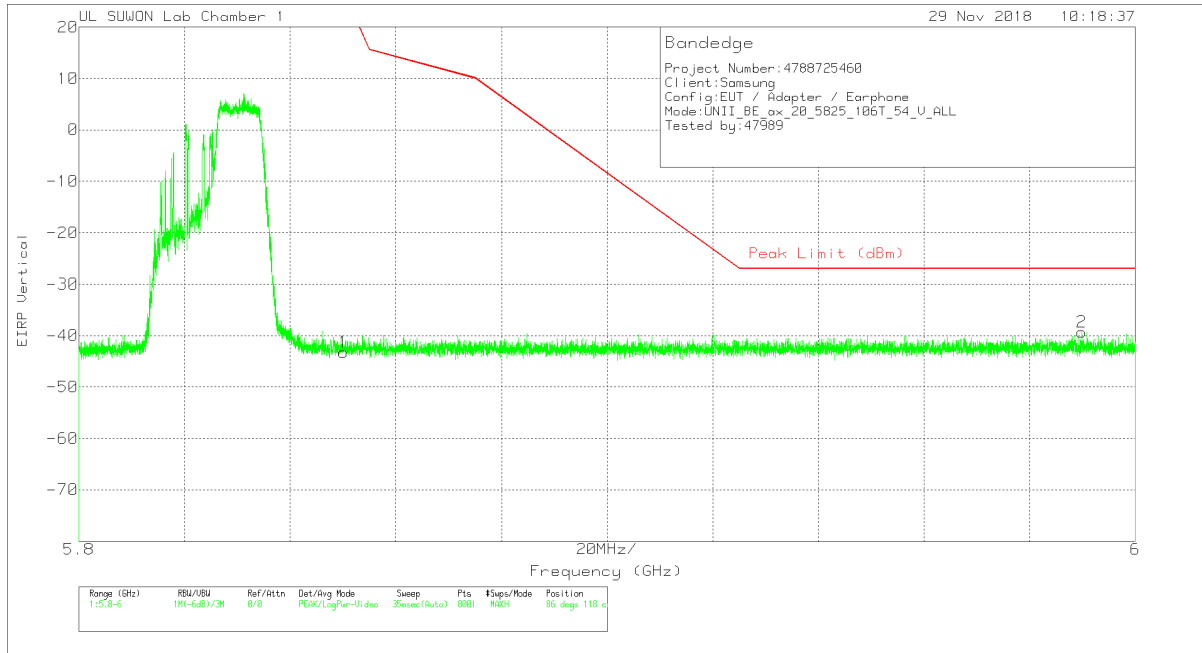
HORIZONTAL DATA

Trace Markers

Marker	Frequency (GHz)	Meter Reading (dBm)	Det	3117_00168717	10dB[dB]	Conversion Factor (dB)	DC Corr (dB)	Corrected Reading EIRP	Peak Limit (dBm)	PK Margin (dB)	Azimuth (Degs)	Height (cm)	Polarity
1	5.85	-67.12	Pk	35	-21	11.8	0	-41.32	26.94	-68.26	124	100	H
2	5.941	-64.96	Pk	35.1	-20.8	11.8	0	-38.86	-27	-11.86	124	100	H

Pk - Peak detector

VERTICAL PEAK PLOT



VERTICAL DATA

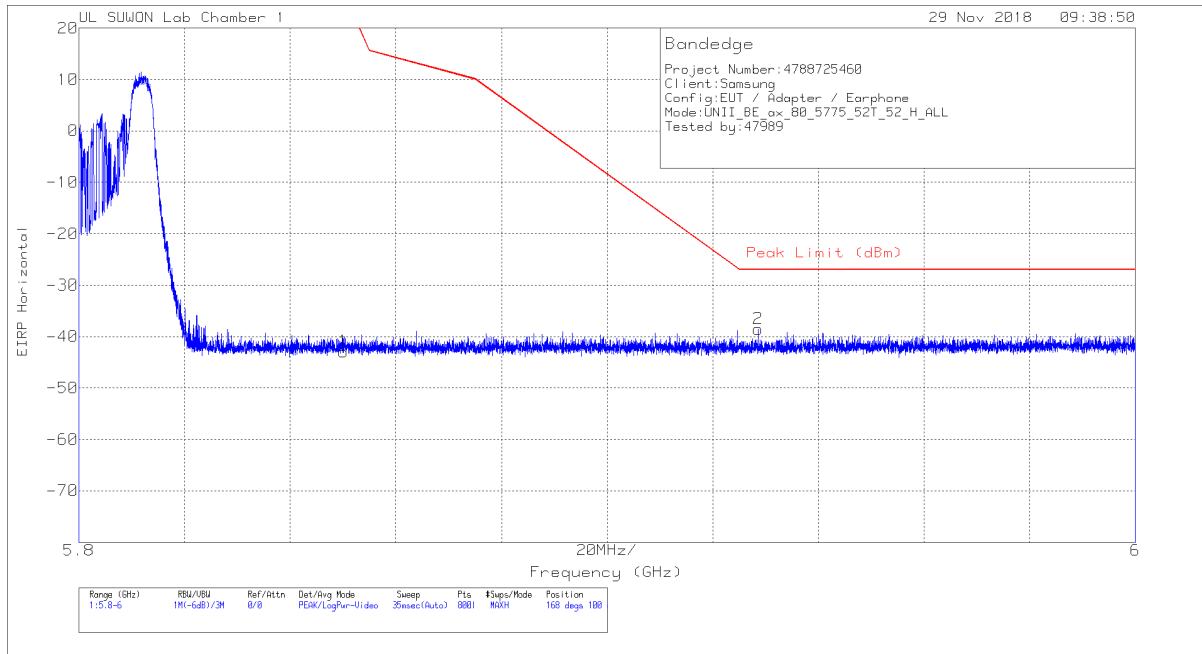
Trace Markers

Marker	Frequency (GHz)	Meter Reading (dBm)	Det	3117_00168717	10dB[dB]	Conversion Factor (dB)	DC Corr (dB)	Corrected Reading EIRP	Peak Limit (dBm)	PK Margin (dB)	Azimuth (Degs)	Height (cm)	Polarity
1	5.85	-68.97	Pk	35	-21	11.8	0	-43.17	26.94	-70.11	86	118	V
2	5.99	-65.55	Pk	35.1	-20.7	11.8	0	-39.35	-27	-12.35	86	118	V

Pk - Peak detector

52T RU mode (MIMO / HE80 / RU offset 52)

HORIZONTAL PEAK PLOT



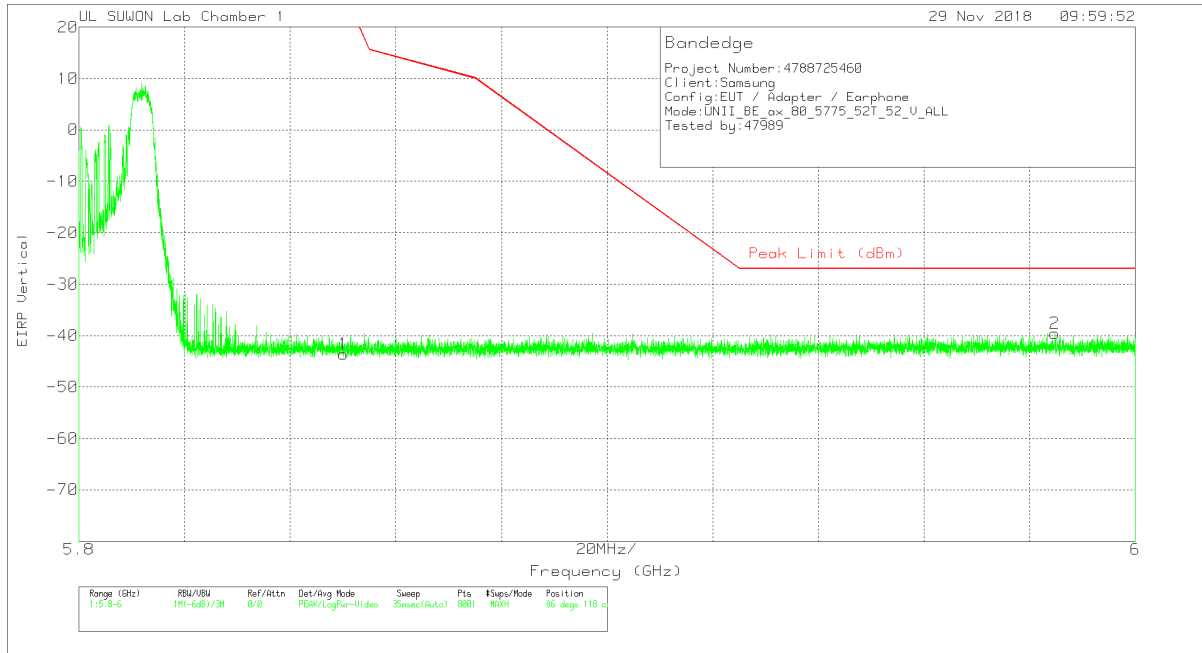
HORIZONTAL DATA

Trace Markers

Marker	Frequency (GHz)	Meter Reading (dBm)	Det	3117_00168717	10dB[dB]	Conversion Factor (dB)	DC Corr (dB)	Corrected Reading EIRP	Peak Limit (dBm)	PK Margin (dB)	Azimuth (Degs)	Height (cm)	Polarity
1	5.85	-68.72	Pk	35	-21	11.8	0	-42.92	26.94	-69.86	168	100	H
2	5.929	-64.61	Pk	35.1	-20.8	11.8	0	-38.51	-27	-11.51	168	100	H

Pk - Peak detector

VERTICAL PEAK PLOT



VERTICAL DATA

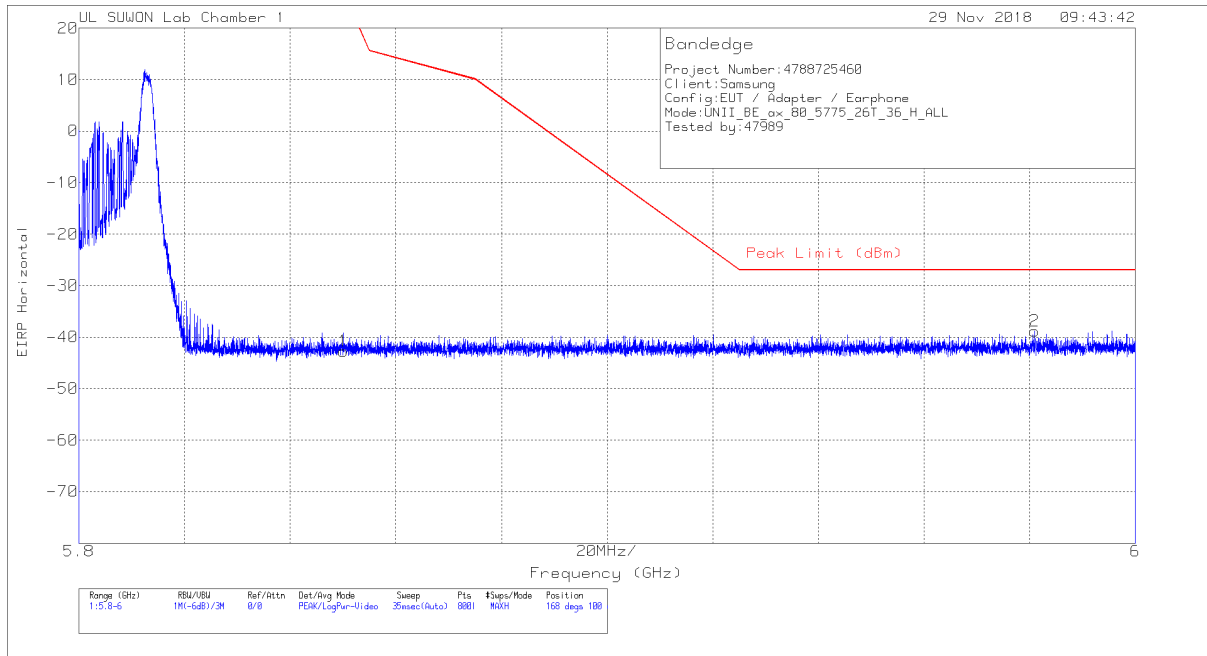
Trace Markers

Marker	Frequency (GHz)	Meter Reading (dBm)	Det	3117_00168717	10dB[dB]	Conversion Factor (dB)	DC Corr (dB)	Corrected Reading EIRP	Peak Limit (dBm)	PK Margin (dB)	Azimuth (Degs)	Height (cm)	Polarity
1	5.85	-69.36	Pk	35	-21	11.8	0	-43.56	26.94	-70.5	86	118	V
2	5.985	-65.7	Pk	35.1	-20.7	11.8	0	-39.5	-27	-12.5	86	118	V

Pk - Peak detector

26T RU mode (MIMO / HE80 / RU offset 36)

HORIZONTAL PEAK PLOT



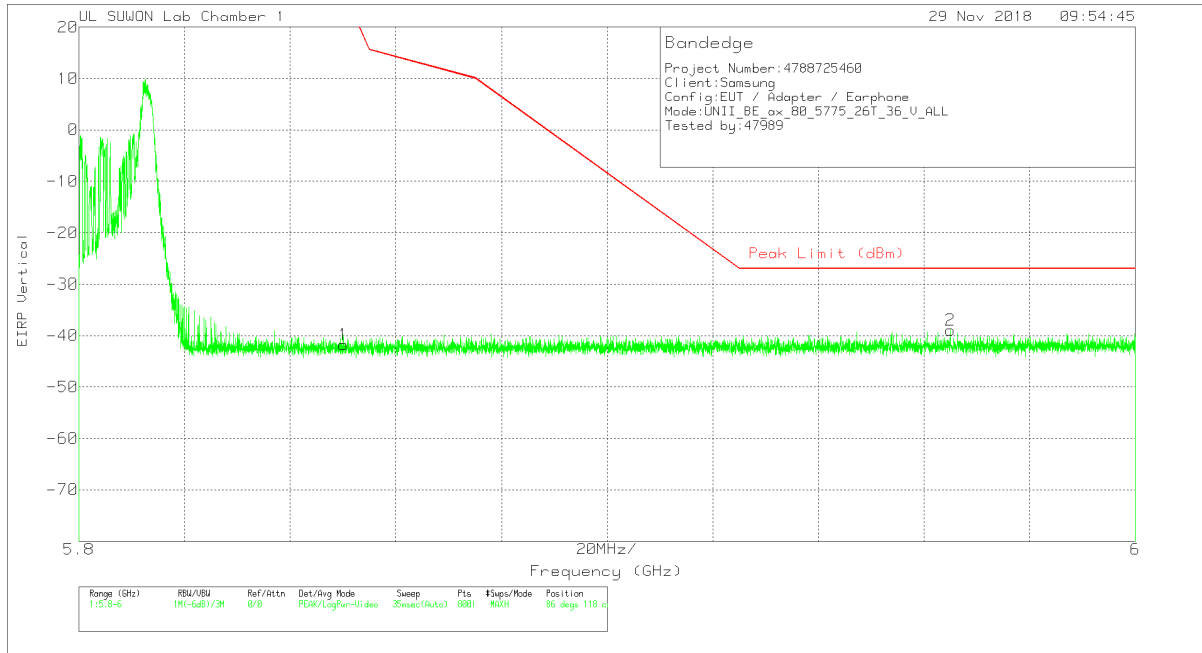
HORIZONTAL DATA

Trace Markers

Marker	Frequency (GHz)	Meter Reading (dBm)	Det	3117_00168717	10dB[dB]	Conversion Factor (dB)	DC Corr (dB)	Corrected Reading EIRP	Peak Limit (dBm)	PK Margin (dB)	Azimuth (Degs)	Height (cm)	Polarity
1	5.85	-68.54	Pk	35	-21	11.8	0	-42.74	26.94	-69.68	168	100	H
2	5.981	-65.06	Pk	35.1	-20.7	11.8	0	-38.86	-27	-11.86	168	100	H

Pk - Peak detector

VERTICAL PEAK PLOT



VERTICAL DATA

Trace Markers

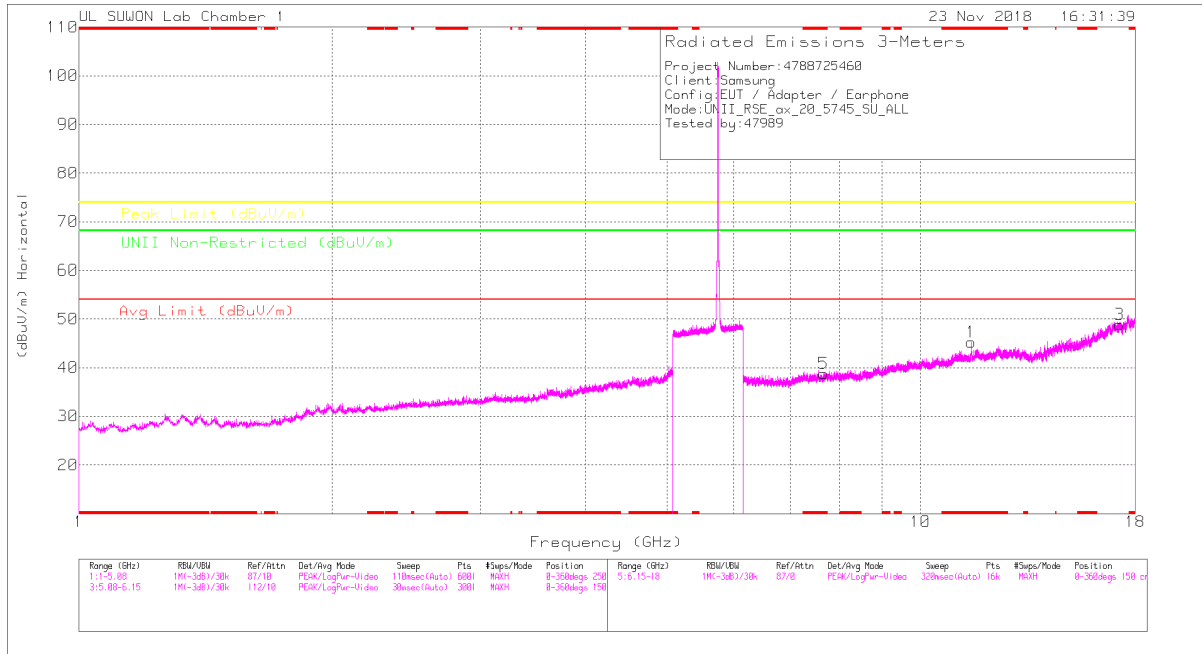
Marker	Frequency (GHz)	Meter Reading (dBm)	Det	3117_00168717	10dB[dB]	Conversion Factor (dB)	DC Corr (dB)	Corrected Reading EIRP	Peak Limit (dBm)	PK Margin (dB)	Azimuth (Degs)	Height (cm)	Polarity
1	5.85	-67.6	Pk	35	-21	11.8	0	-41.8	26.94	-68.74	86	118	V
2	5.965	-65.16	Pk	35.1	-20.7	11.8	0	-38.96	-27	-11.96	86	118	V

Pk - Peak detector

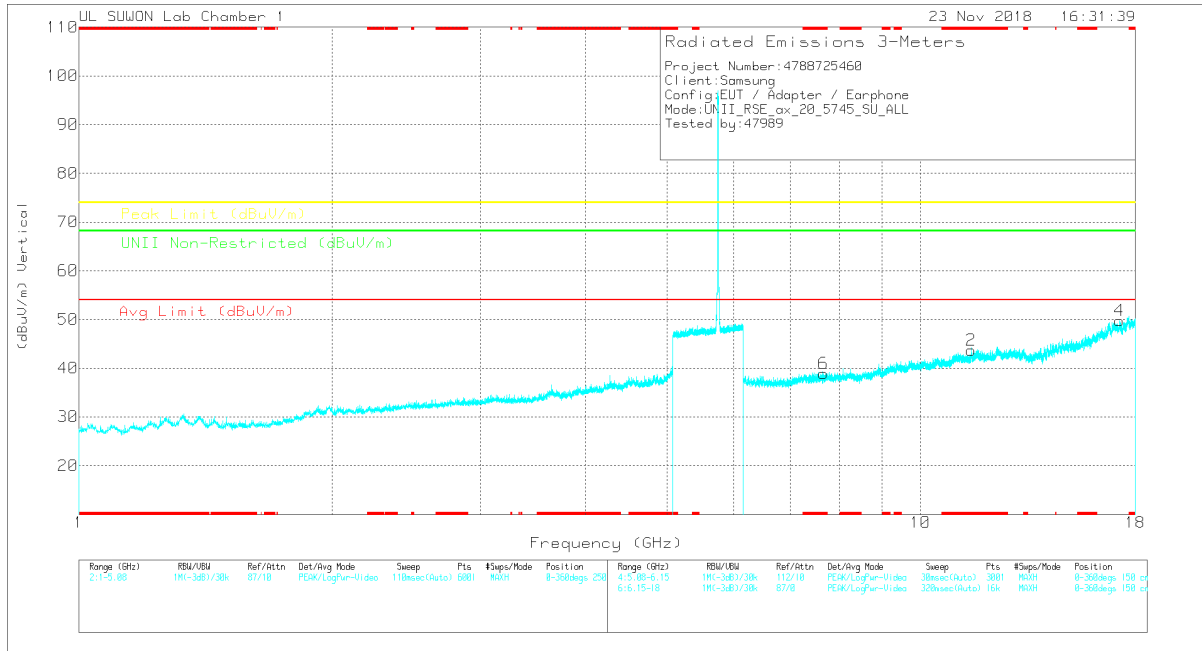
HARMONICS AND SPURIOUS EMISSIONS

HE20 SU mode (MIMO)

LOW CHANNEL HORIZONTAL



LOW CHANNEL VERTICAL



Note: Emission was scanned up to 40GHz; No emissions were detected above the noise floor which was at least 20dB below the specification limit.

LOW CHANNEL DATA

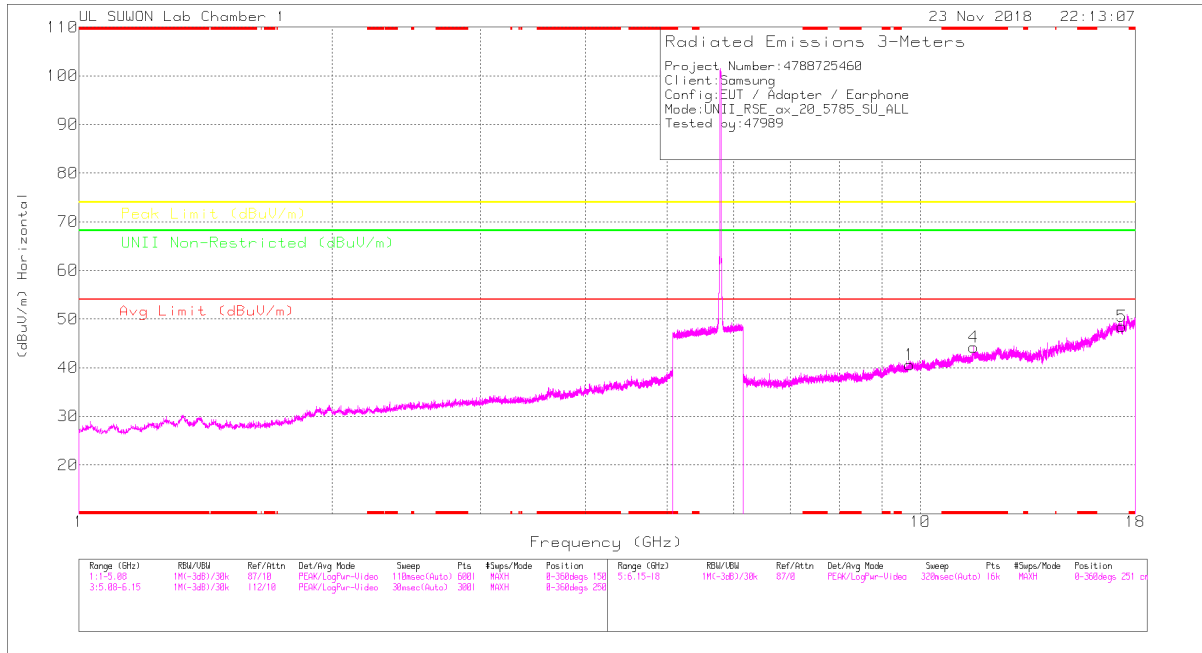
Trace Markers

Marker	Frequency (GHz)	Meter Reading (dBuV)	Det	3117_00168717	6GHz_HF(dB)	DC Corr (dB)	Corrected Reading (dBuV/m)	Avg Limit (dBuV/m)	Margin (dB)	Peak Limit (dBuV/m)	Margin (dB)	UNII Non-Restricted (dBuV/m)	Margin (dB)	Asimuth (Degs)	Height (cm)	Polarity
1	* 11.492	29.07	PK	38.5	-22.3	0	45.27	-	-	74	-28.73	-	-	0-360	250	H
3	17.238	24.3	PK	41.3	-16.7	0	48.9	-	-	-	-	68.2	-19.3	0-360	250	H
5	* 7.671	29.8	PK	35.9	-26.9	0	38.8	-	-	74	-35.2	-	-	0-360	150	H
2	* 11.49	27.5	PK	38.5	-22.3	0	43.7	-	-	74	-30.3	-	-	0-360	250	V
4	17.239	25.22	PK	41.3	-16.7	0	49.82	-	-	-	-	68.2	-18.38	0-360	250	V
6	* 7.672	29.94	PK	35.9	-26.9	0	38.94	-	-	74	-35.06	-	-	0-360	150	V

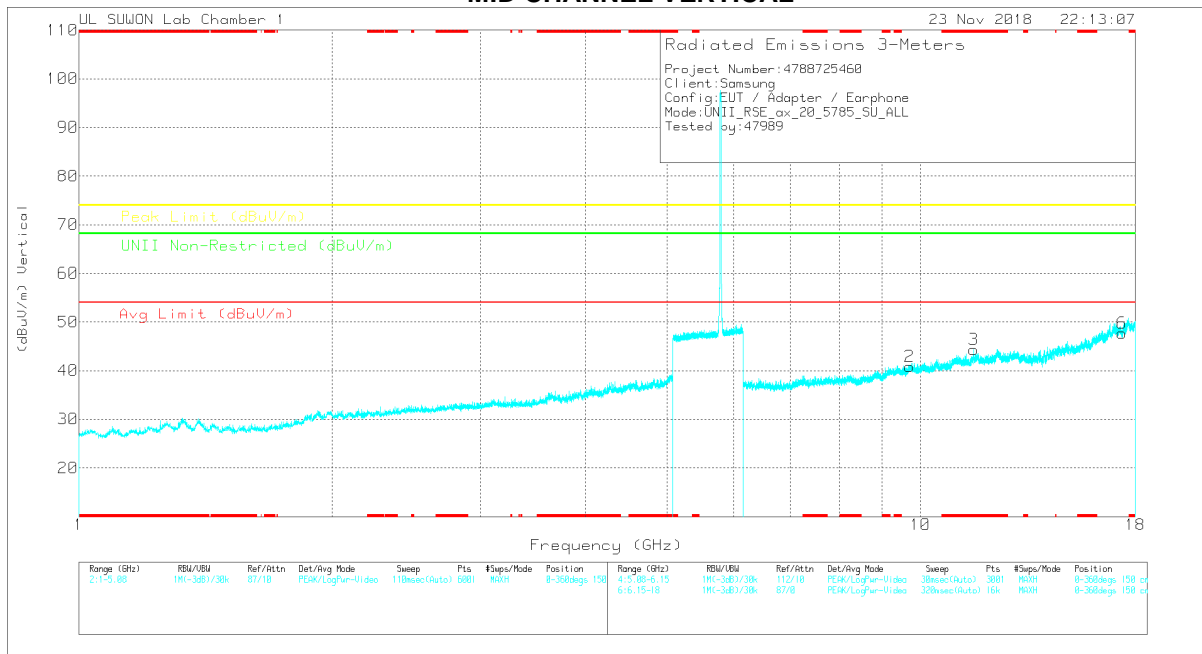
* - indicates frequency in CFR47 Pt 15 / IC RSS-Restricted Band
 PK – Peak Detector

Note: Only peak measurement was performed. Because peak measurement result of unwanted emission is less than average limit (54dBuV/m).

MID CHANNEL HORIZONTAL



MID CHANNEL VERTICAL



Note: Emission was scanned up to 40GHz; No emissions were detected above the noise floor which was at least 20dB below the specification limit.

MID CHANNEL DATA

Trace Markers

Marker	Frequency (GHz)	Meter Reading (dBuV)	Det	3117_00168717	6GHz_HF[dB]	DC Corr (dB)	Corrected Reading (dBuV/m)	Ag Limit (dBuV/m)	Margin (dB)	Peak Limit (dBuV/m)	Margin (dB)	UNII Non-Restricted (dBuV/m)	Margin (dB)	Asimuth (Degs)	Height (cm)	Polarity
1	9.714	26.58	PK	37.2	-23.2	0	40.58	-	-	-	-	68.2	-27.62	0-360	150	H
4	* 11.573	28.15	PK	38.6	-22.5	0	44.25	-	-	74	-29.75	-	-	0-360	251	H
5	17.356	24.93	PK	41.2	-17.6	0	48.53	-	-	-	-	68.2	-19.67	0-360	150	H
2	9.7	27.08	PK	37.1	-23.3	0	40.88	-	-	-	-	68.2	-27.32	0-360	150	V
3	* 11.571	28.29	PK	38.6	-22.5	0	44.39	-	-	74	-29.61	-	-	0-360	250	V
6	17.362	24.05	PK	41.2	-17.6	0	47.65	-	-	-	-	68.2	-20.55	0-360	150	V

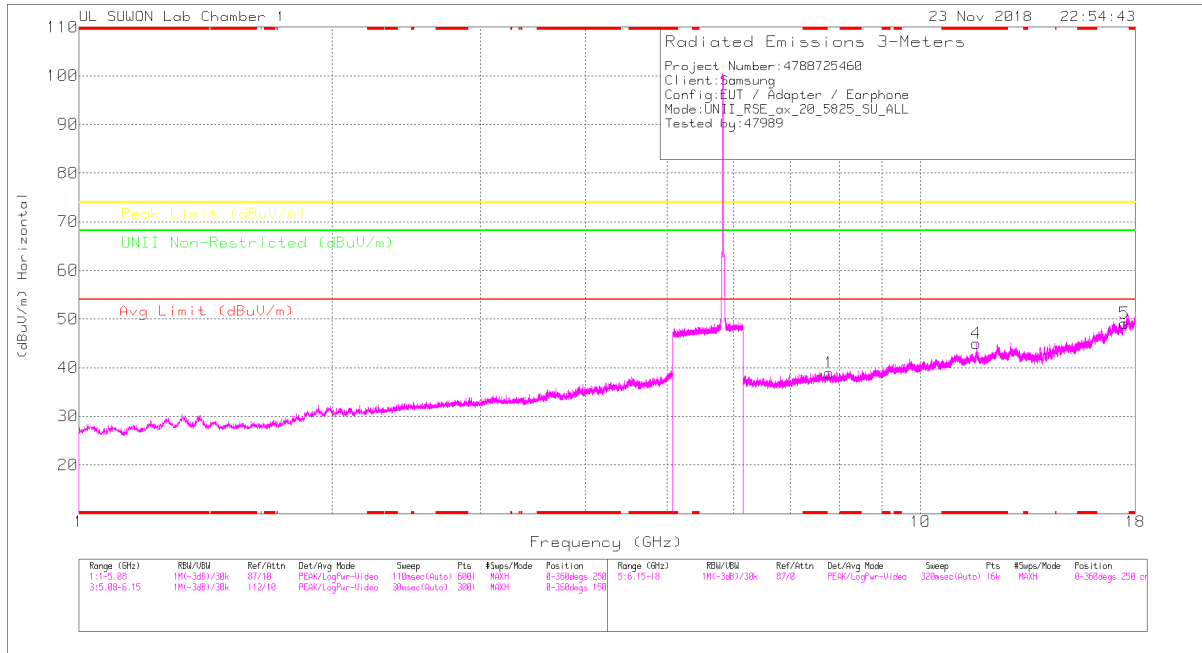
* - indicates frequency in CFR47 Pt 15 / IC RSS-Restricted Band
 PK – Peak detector

Radiated Emissions

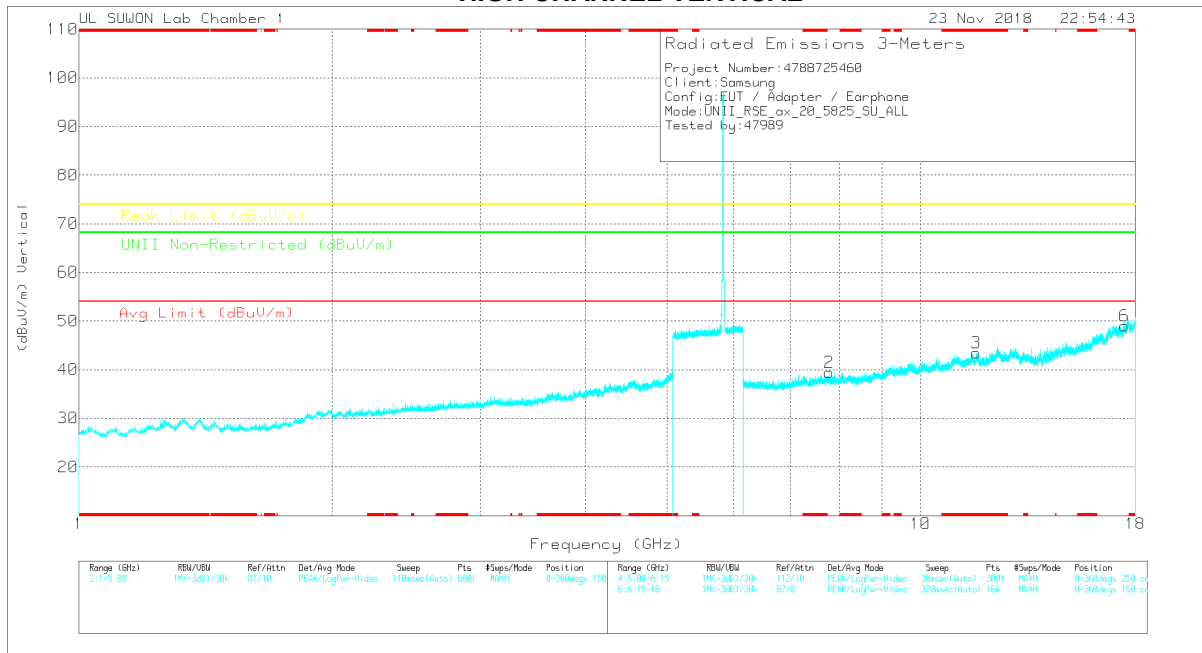
Frequency (GHz)	Meter Reading (dBuV)	Det	3117_00168717	6GHz_HF[dB]	DC Corr (dB)	Corrected Reading (dBuV/m)	Ag Limit (dBuV/m)	Margin (dB)	Peak Limit (dBuV/m)	Margin (dB)	UNII Non-Restricted (dBuV/m)	Margin (dB)	Asimuth (Degs)	Height (cm)	Polarity	
* 11.565	39.6	PK-U	38.6	-22.5	0	55.9	-	-	74	-18.1	-	-	-	117	285	H
* 11.569	27.91	ADR	38.6	-22.5	21	44.22	54	-9.78	-	-	-	-	-	117	285	H
* 11.573	39.89	PK-U	38.6	-22.5	0	55.99	-	-	74	-18.01	-	-	-	128	106	V
* 11.568	27.71	ADR	38.6	-22.5	21	44.02	54	-9.98	-	-	-	-	-	128	106	V

* - indicates frequency in CFR47 Pt 15 / IC RSS-Restricted Band
 PK-U - U-NII: Maximum Peak
 ADR - U-NII AD primary method, RMS average

HIGH CHANNEL HORIZONTAL



HIGH CHANNEL VERTICAL



Note: Emission was scanned up to 40GHz; No emissions were detected above the noise floor which was at least 20dB below the specification limit.

HIGH CHANNEL DATA

Trace Markers

Marker	Frequency (GHz)	Meter Reading (dBuV)	Det	3117_00168717	6GHz_HF(dB)	DC Corr (dB)	Corrected Reading (dBuV/m)	Avg Limit (dBuV/m)	Margin (dB)	Peak Limit (dBuV/m)	Margin (dB)	UNII Non-Restricted (dBuV/m)	Margin (dB)	Azimuth (Degs)	Height (cm)	Polarity
1	7.793	29.47	PK	35.9	-26.5	0	38.87	-	-	-	-	68.2	-29.33	0-360	250	H
4	* 11.649	28.02	PK	38.7	-21.7	0	45.02	-	-	74	-28.98	-	-	0-360	250	H
5	17.47	24.42	PK	41.2	-16.5	0	49.12	-	-	-	-	68.2	-19.08	0-360	250	H
2	7.79	29.9	PK	35.9	-26.4	0	39.4	-	-	-	-	68.2	-28.8	0-360	150	V
3	* 11.647	26.38	PK	38.7	-21.6	0	43.48	-	-	74	-30.52	-	-	0-360	250	V
6	17.481	24.39	PK	41.2	-16.6	0	48.99	-	-	-	-	68.2	-19.21	0-360	250	V

* - indicates frequency in CFR47 Pt 15 / IC RSS-Restricted Band
 PK – Peak detector

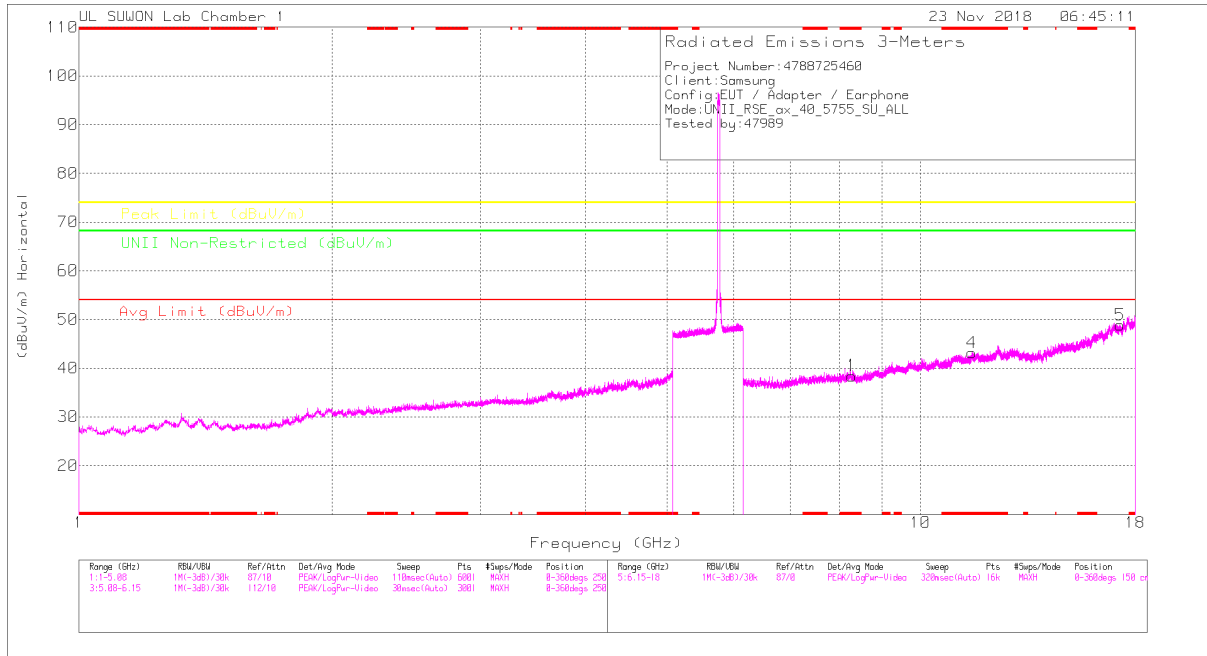
Radiated Emissions

Frequency (GHz)	Meter Reading (dBuV)	Det	3117_00168717	6GHz_HF(dB)	DC Corr (dB)	Corrected Reading (dBuV/m)	Avg Limit (dBuV/m)	Margin (dB)	Peak Limit (dBuV/m)	Margin (dB)	UNII Non-Restricted (dBuV/m)	Margin (dB)	Azimuth (Degs)	Height (cm)	Polarity
* 11.644	38.32	PK-U	38.7	-21.7	0	55.32	-	-	74	-18.68	-	-	132	395	H
* 11.65	25.87	ADR	38.7	-21.7	21	43.08	54	-10.92	-	-	-	-	132	395	H
* 11.643	39.03	PK-U	38.7	-21.7	0	56.03	-	-	74	-17.97	-	-	130	100	V
* 11.648	26.88	ADR	38.7	-21.7	21	44.09	54	-9.91	-	-	-	-	130	100	V

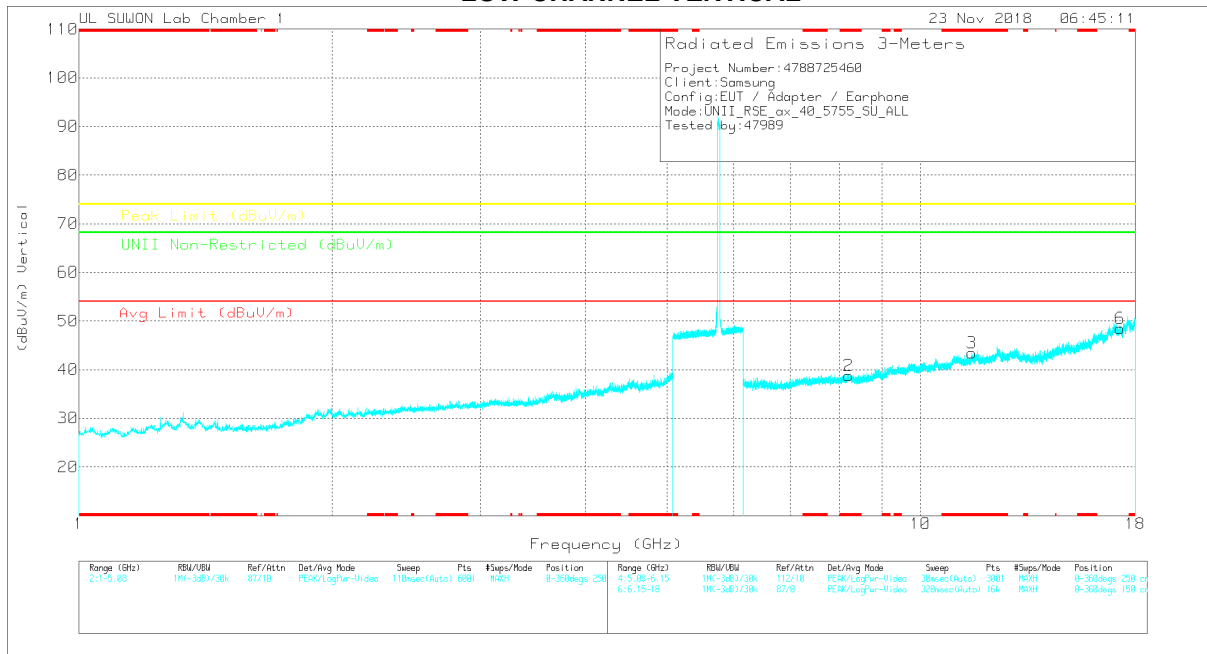
* - indicates frequency in CFR47 Pt 15 / IC RSS-Restricted Band
 PK-U - U-NII: Maximum Peak
 ADR - U-NII AD primary method, RMS average

HE40 SU mode (MIMO)

LOW CHANNEL HORIZONTAL



LOW CHANNEL VERTICAL



Note: Emission was scanned up to 40GHz; No emissions were detected above the noise floor which was at least 20dB below the specification limit.

LOW CHANNEL DATA

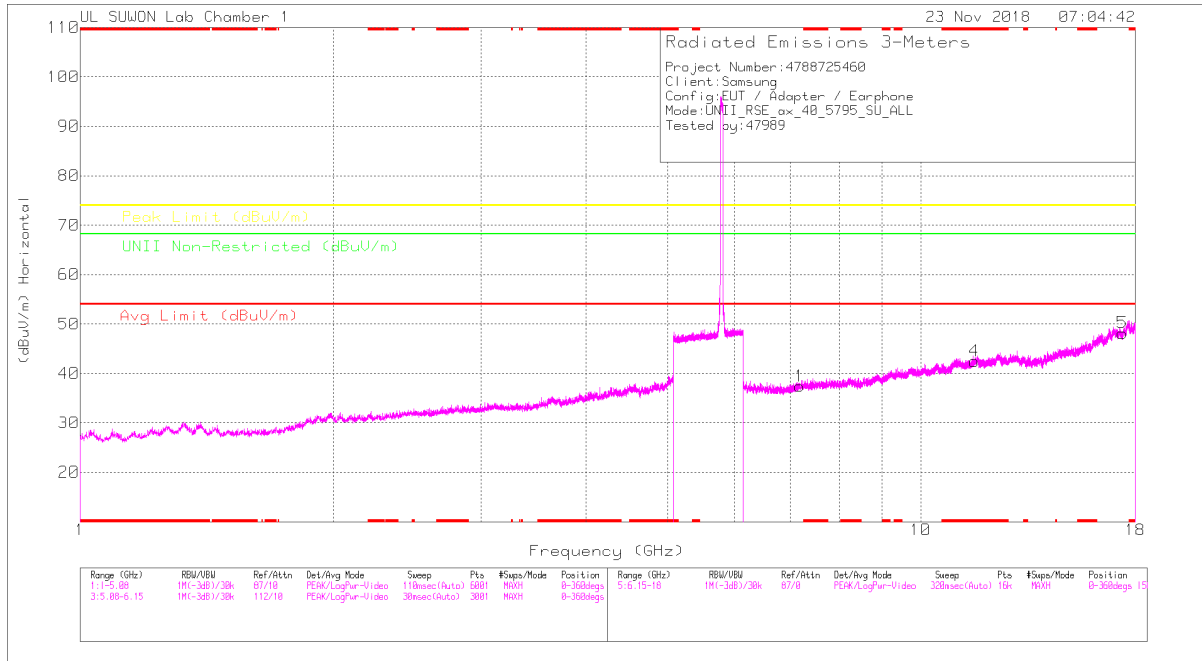
Trace Markers

Marker	Frequency (GHz)	Meter Reading (dBuV)	Det	3117_00168717	6GHz_HP[dB]	DC Corr (dB)	Corrected Reading (dBuV/m)	Avg Limit (dBuV/m)	Margin (dB)	Peak Limit (dBuV/m)	Margin (dB)	UL/Non-Restricted (dBuV/m)	Margin (dB)	Azimuth (Degs)	Height (cm)	Polariz
1	* 8.284	27.45	PK	36.4	-25.4	0	38.45	-	-	74	-35.55	-	-	0-360	250	H
4	* 11.513	26.96	PK	38.5	-22.3	0	43.16	-	-	74	-30.84	-	-	0-360	250	H
5	17.266	24.01	PK	41.3	-16.4	0	48.91	-	-	-	-	68.2	-19.29	0-360	250	H
2	* 8.22	27.84	PK	36.4	-25.5	0	38.74	-	-	74	-35.26	-	-	0-360	250	V
3	* 11.515	27.28	PK	38.5	-22.3	0	43.48	-	-	74	-30.52	-	-	0-360	250	V
6	17.265	23.62	PK	41.3	-16.5	0	48.42	-	-	-	-	68.2	-19.78	0-360	150	V

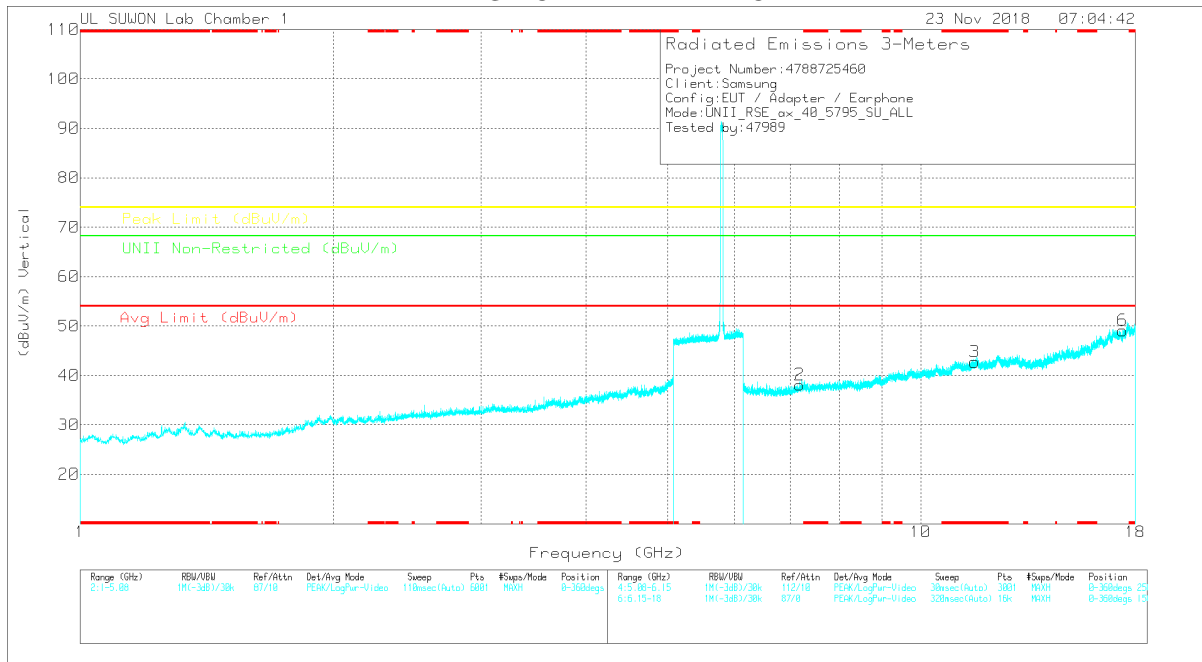
* - indicates frequency in CFR47 Pt 15 / IC RSS-Restricted Band
 PK – Peak detector

Note: Only peak measurement was performed. Because peak measurement result of unwanted emission is less than average limit (54dBuV/m).

HIGH CHANNEL HORIZONTAL



HIGH CHANNEL VERTICAL



Note: Emission was scanned up to 40GHz; No emissions were detected above the noise floor which was at least 20dB below the specification limit.

HIGH CHANNEL DATA

Trace Markers

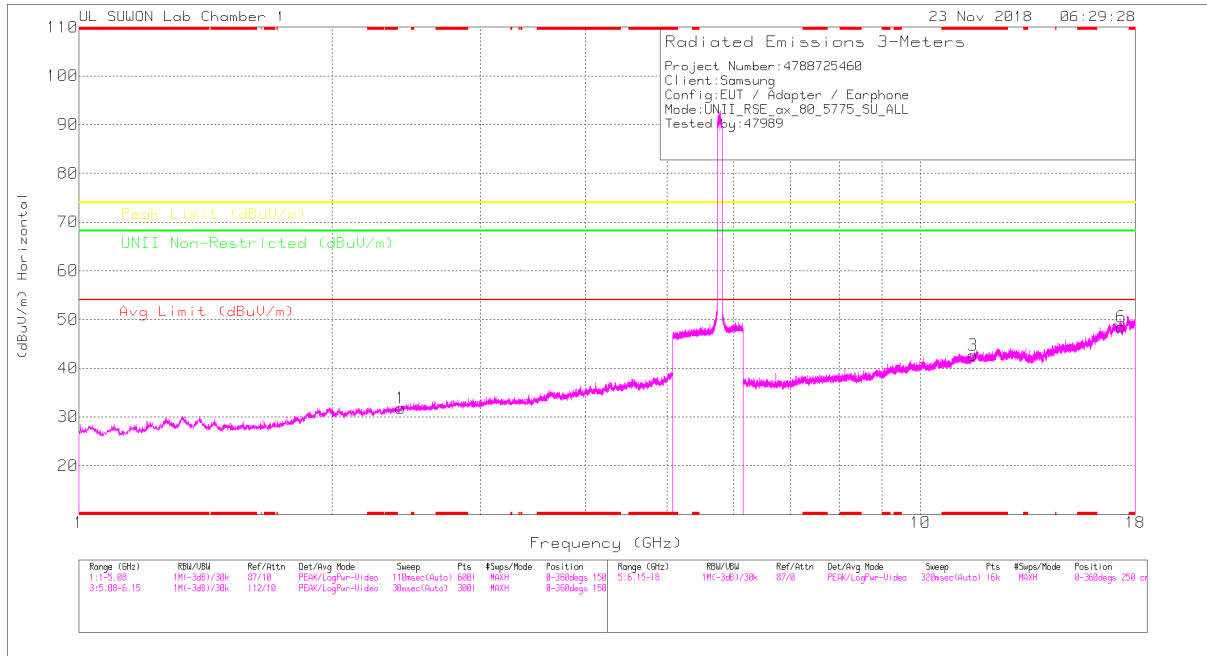
Marker	Frequency (GHz)	Major Reading (dBuV)	Det	3117_00168717	66Hz_HR(dB)	DC Corr (dB)	Corrected Reading (dBuV/m)	Avg Limit (dBuV/m)	Margin (dB)	Peak Limit (dBuV/m)	Margin (dB)	Limit Non-Restricted (dBuV/m)	Margin (dB)	Azimuth (Degs)	Height (cm)	Polarity
1	7.182	29.4	PK	35.8	-27.8	0	37.4	-	-	-	-	68.2	-30.8	0-360	250	H
4	* 11.59	26.28	PK	38.6	-22.4	0	42.48	-	-	74	-31.52	-	-	0-360	150	H
5	17.373	24.39	PK	41.2	-17.4	0	48.19	-	-	-	-	68.2	-20.01	0-360	150	H
2	7.183	30.11	PK	35.8	-27.8	0	38.11	-	-	-	-	68.2	-30.09	0-360	150	V
3	* 11.593	26.54	PK	38.6	-22.4	0	42.74	-	-	74	-31.26	-	-	0-360	250	V
6	17.38	25.2	PK	41.2	-17.3	0	49.1	-	-	-	-	68.2	-19.1	0-360	150	V

* - indicates frequency in CFR47 Pt 15 / IC RSS-Restricted Band
 PK – Peak detector

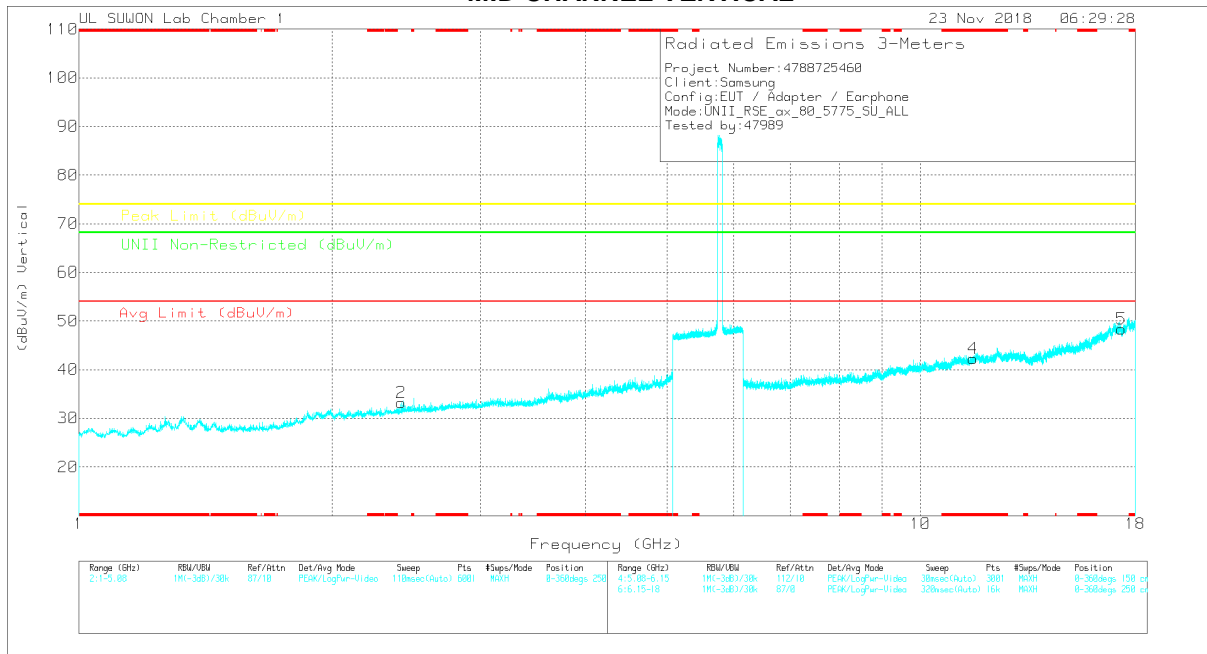
Note: Only peak measurement was performed. Because peak measurement result of unwanted emission is less than average limit (54dBuV/m).

HE80 SU mode (MIMO)

MID CHANNEL HORIZONTAL



MID CHANNEL VERTICAL



Note: Emission was scanned up to 40GHz; No emissions were detected above the noise floor which was at least 20dB below the specification limit.

MID CHANNEL DATA

Trace Markers

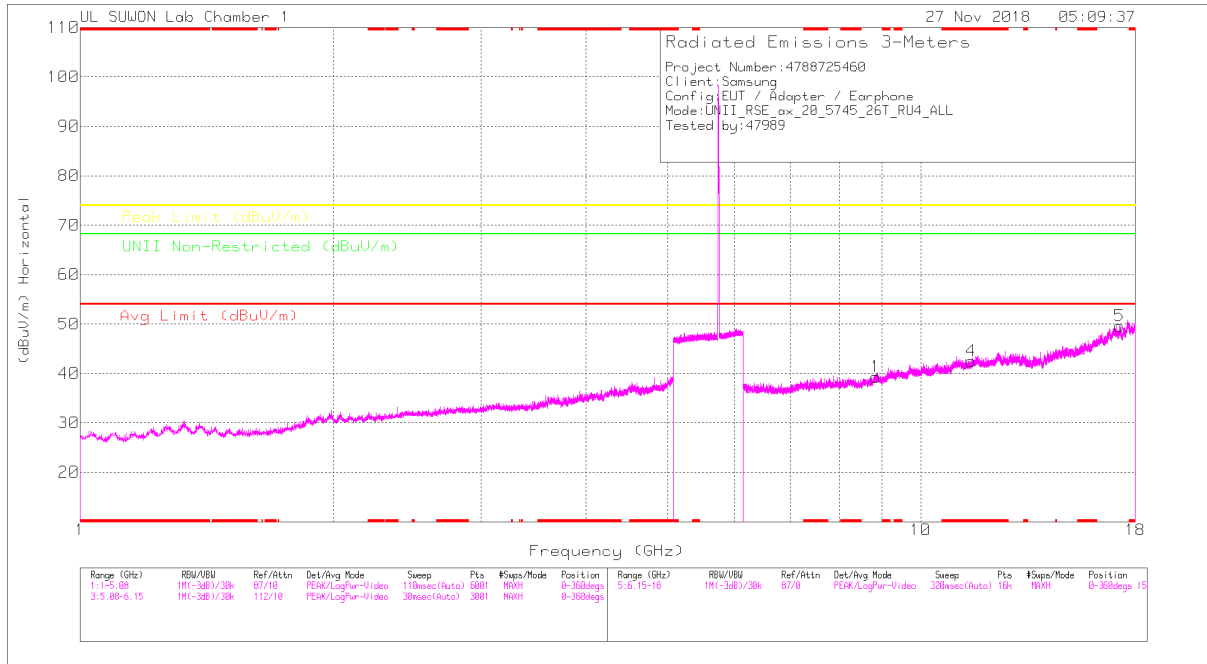
Marker	Frequency (GHz)	Marker Reading (dBuV)	Det	3117_00168717	SGHz_LP(dB)	DC Corr (dB)	Corrected Reading (dBuV/m)	Avg Limit (dBuV/m)	Margin (dB)	Peak Limit (dBuV/m)	Margin (dB)	ULN Non-Restricted (dBuV/m)	Margin (dB)	Azimuth (Degs)	Height (cm)	Polariz
1	2.413	34.8	PK	31.7	-34.7	0	31.8	-	-	-	-	68.2	-36.4	0-360	150	H
2	2.414	36.21	PK	31.7	-34.7	0	33.21	-	-	-	-	68.2	-34.99	0-360	250	V
3	* 11.544	26.55	PK	38.5	-22.4	0	42.65	-	-	74	-31.35	-	-	0-360	250	H
6	17.324	24.31	PK	41.3	-17.1	0	48.51	-	-	-	-	68.2	-19.69	0-360	150	H
4	* 11.542	26.17	PK	38.5	-22.4	0	42.27	-	-	74	-31.73	-	-	0-360	150	V
5	17.331	24.37	PK	41.2	-17.2	0	48.37	-	-	-	-	68.2	-19.83	0-360	150	V

* - indicates frequency in CFR47 Pt 15 / IC RSS-Restricted Band
 PK – Peak detector

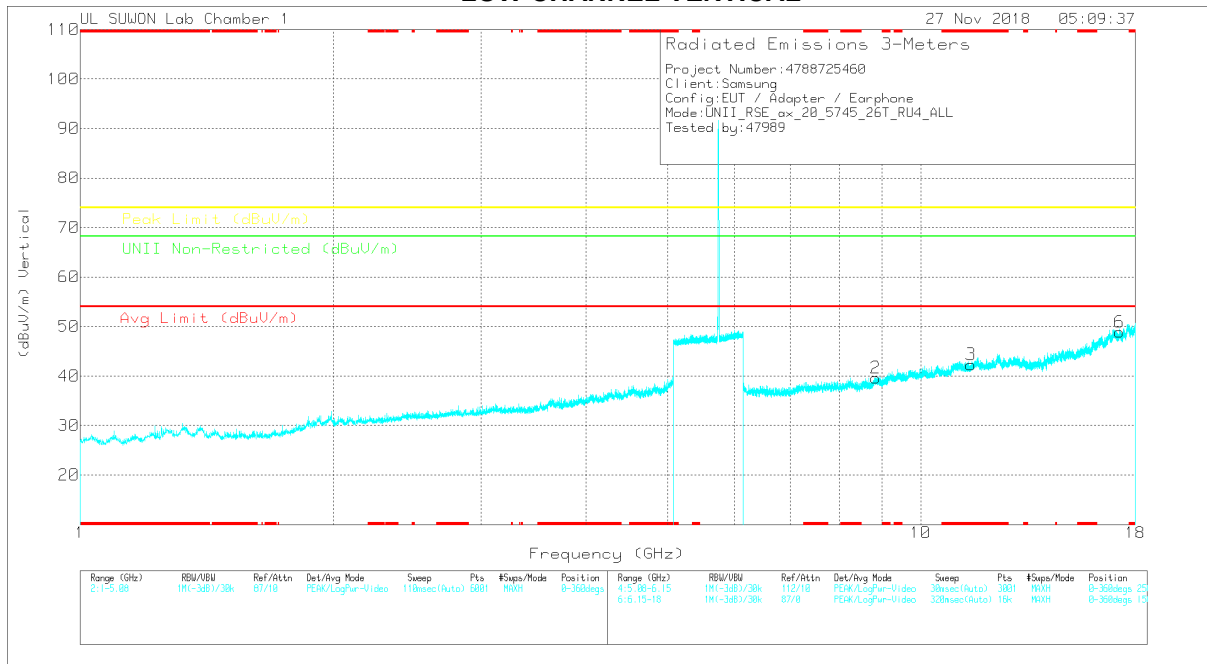
Note: Only peak measurement was performed. Because peak measurement result of unwanted emission is less than average limit (54dBuV/m).

HE20 RU mode (MIMO / 26T / Low: 4, Mid: 4, High: 4)

LOW CHANNEL HORIZONTAL



LOW CHANNEL VERTICAL



Note: Emission was scanned up to 40GHz; No emissions were detected above the noise floor which was at least 20dB below the specification limit.

LOW CHANNEL DATA

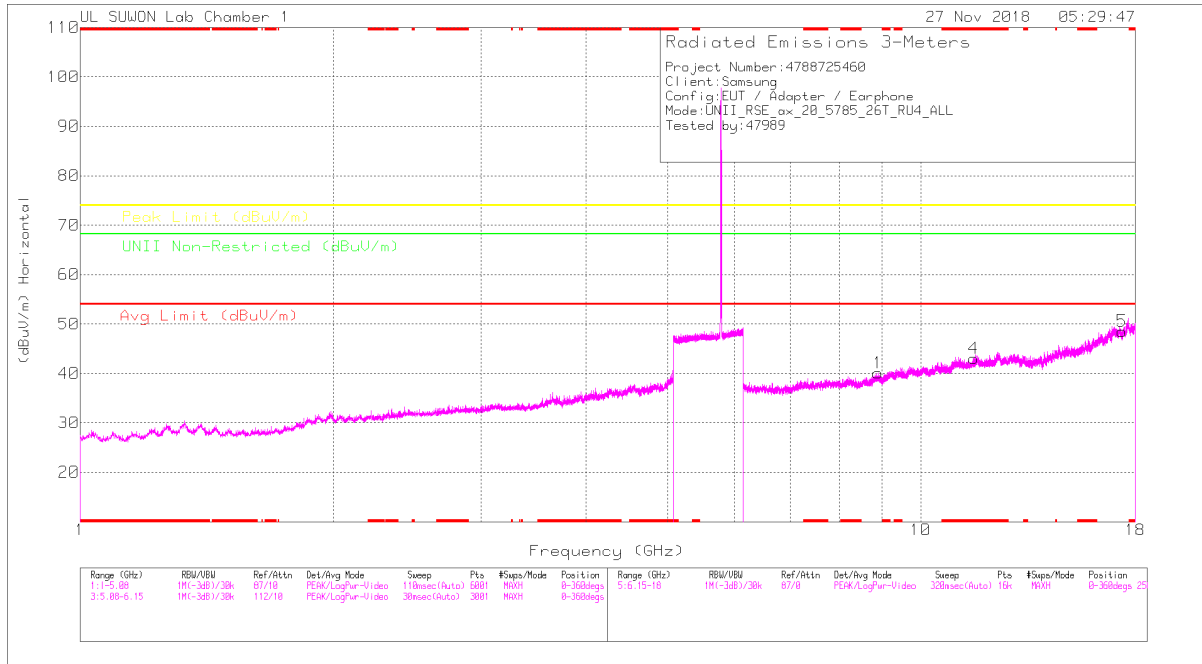
Trace Markers

Marker	Frequency (GHz)	Marker Reading (dBuV)	Det	3117_00188717	66Hz_HR(dB)	DC Corr (dB)	Corrected Reading (dBuV/m)	Avg Limit (dBuV/m)	Margin (dB)	Peak Limit (dBuV/m)	Margin (dB)	Limit Non-Restricted (dBuV/m)	Margin (dB)	Azimuth (Degs)	Height (cm)	Polarity
1	8.844	26.89	PK	36.5	-24.1	0	39.29	-	-	-	-	68.2	-28.91	0-360	250	H
4	*11.484	26.27	PK	38.5	-22.3	0	42.47	-	-	74	-31.53	-	-	0-360	150	H
5	17.234	25.11	PK	41.3	-16.8	0	49.61	-	-	-	-	68.2	-18.59	0-360	250	H
2	8.838	27.41	PK	36.5	-24.3	0	39.61	-	-	-	-	68.2	-28.59	0-360	250	V
3	*11.476	26.11	PK	38.5	-22.3	0	42.31	-	-	74	-31.69	-	-	0-360	250	V
6	17.231	24.37	PK	41.3	-16.8	0	48.87	-	-	-	-	68.2	-19.33	0-360	250	V

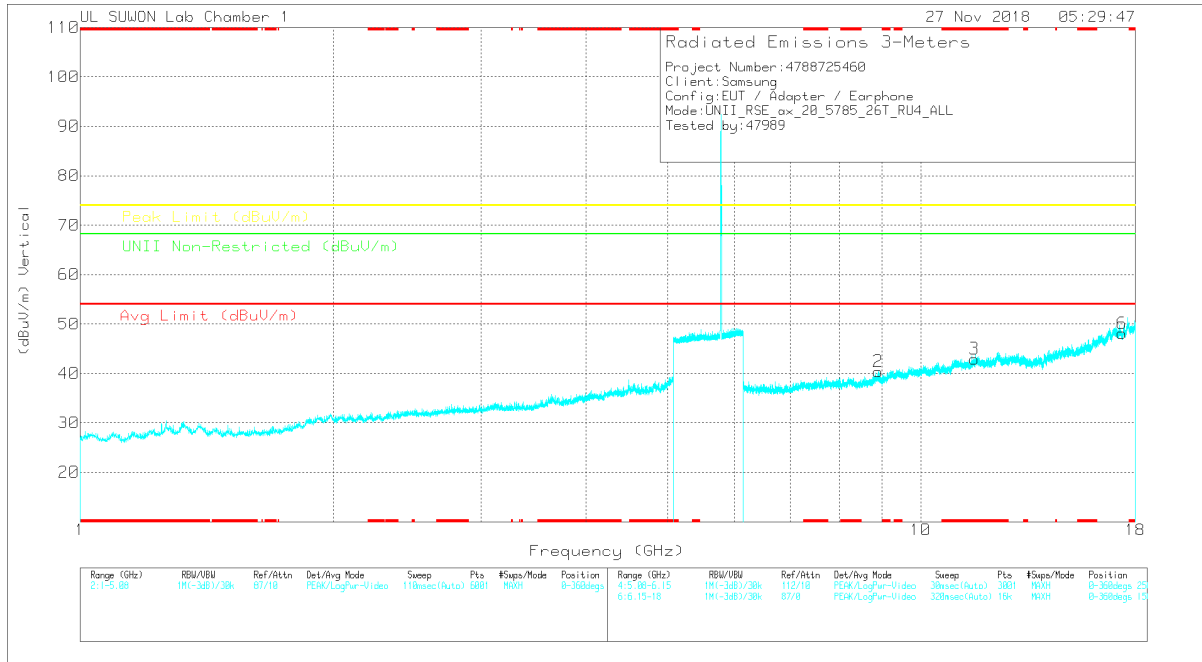
* - indicates frequency in CFR47 Pt 15 / IC RSS-Restricted Band
 PK – Peak detector

Note: Only peak measurement was performed. Because peak measurement result of unwanted emission is less than average limit (54dBuV/m).

MID CHANNEL HORIZONTAL



MID CHANNEL VERTICAL



Note: Emission was scanned up to 40GHz; No emissions were detected above the noise floor which was at least 20dB below the specification limit.

MID CHANNEL DATA

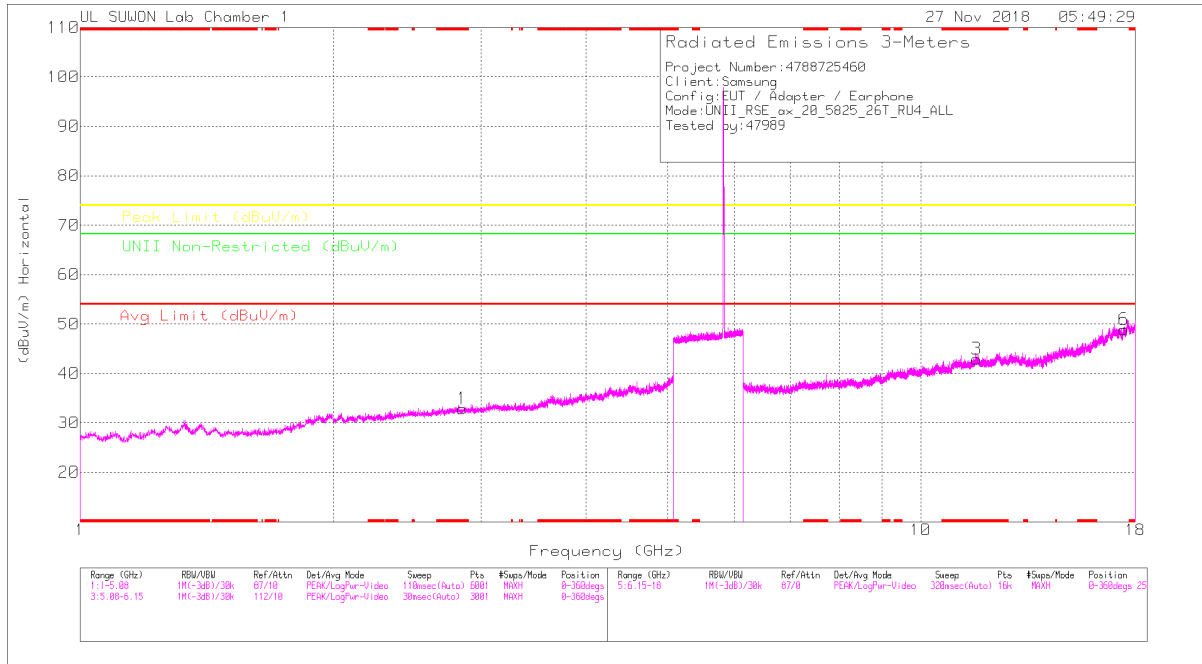
Trace Markers

Marker	Frequency (GHz)	Meter Reading (dBuV)	Det	3117_00168717	6GHz_HF[dB]	DC Corr (dB)	Corrected Reading (dBuV/m)	Ag Limit (dBuV/m)	Margin (dB)	Peak Limit (dBuV/m)	Margin (dB)	UNII Non-Restricted (dBuV/m)	Margin (dB)	Asimuth (Degs)	Height (cm)	Polarity
1	8.895	27.51	PK	36.5	-23.9	0	40.11	-	-	-	-	68.2	-28.09	0-360	150	H
4	* 11.571	26.91	PK	38.6	-22.5	0	43.01	-	-	74	-30.99	-	-	0-360	250	H
5	17.359	24.93	PK	41.2	-17.6	0	48.53	-	-	-	-	68.2	-19.67	0-360	250	H
2	8.903	27.68	PK	36.6	-23.9	0	40.38	-	-	-	-	68.2	-27.82	0-360	150	V
3	* 11.578	26.84	PK	38.6	-22.5	0	42.94	-	-	74	-31.06	-	-	0-360	250	V
6	17.359	24.5	PK	41.2	-17.6	0	48.1	-	-	-	-	68.2	-20.1	0-360	250	V

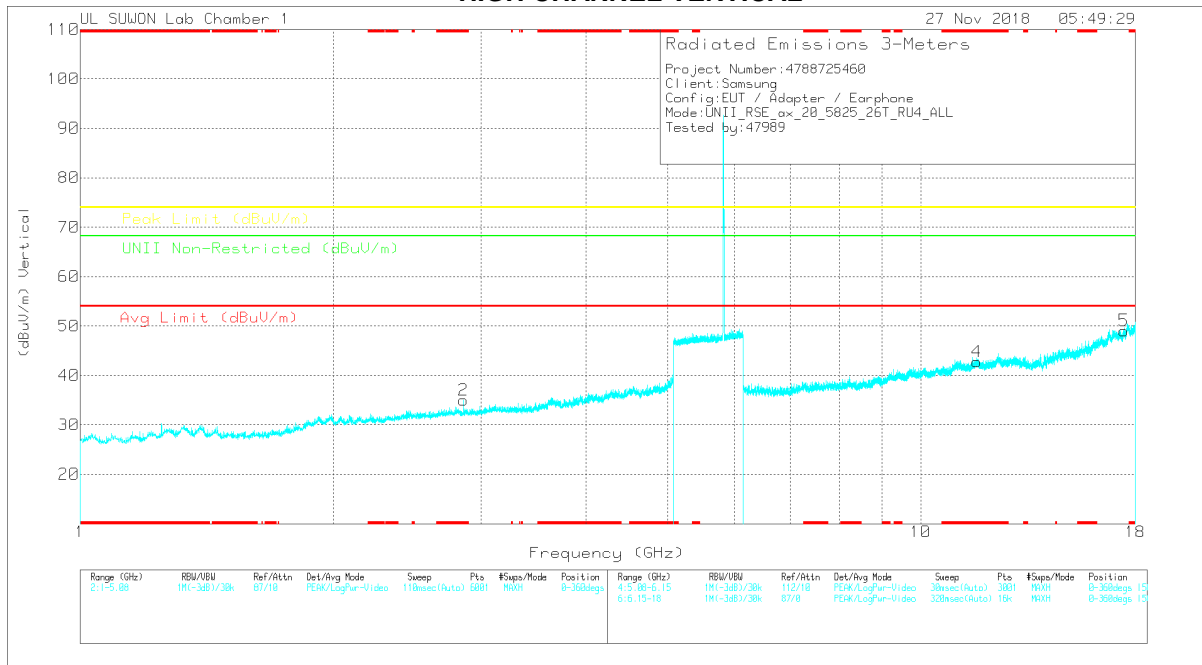
* - indicates frequency in CFR47 Pt 15 / IC RSS-Restricted Band
 PK – Peak detector

Note: Only peak measurement was performed. Because peak measurement result of unwanted emission is less than average limit (54dBuV/m).

HIGH CHANNEL HORIZONTAL



HIGH CHANNEL VERTICAL



Note: Emission was scanned up to 40GHz; No emissions were detected above the noise floor which was at least 20dB below the specification limit.

HIGH CHANNEL DATA

Trace Markers

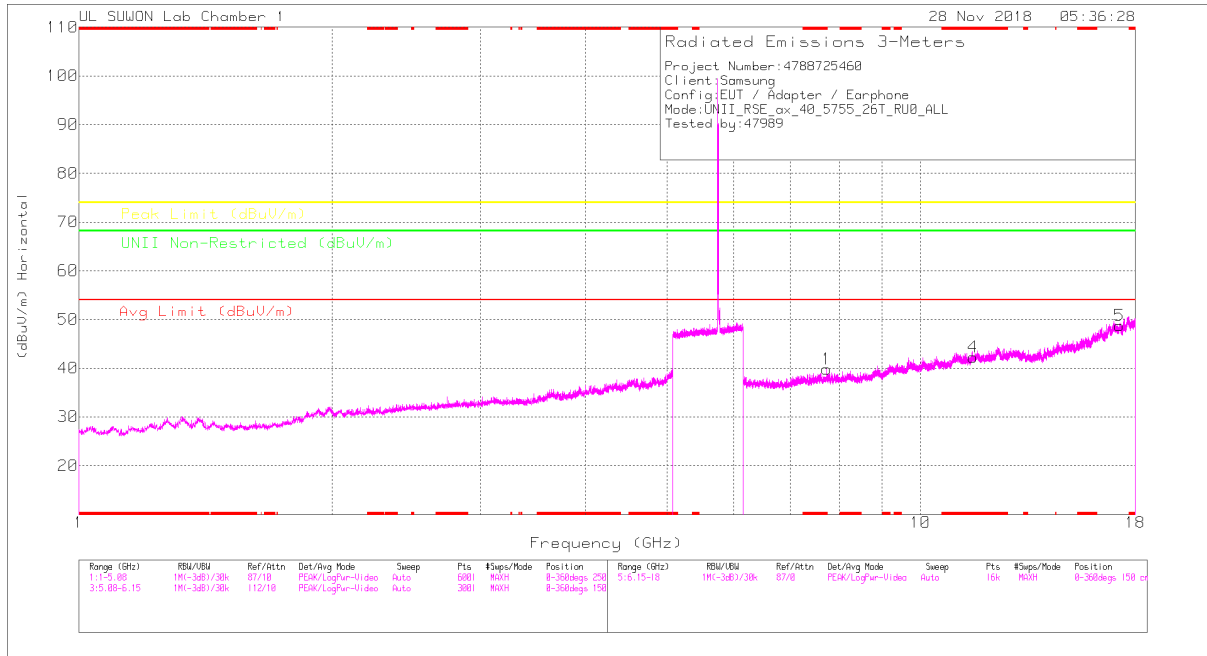
Marker	Frequency (GHz)	Marker Reading (dBuV)	Det	3117_00168717	SGHz_LF(dB)	DC Corr (dB)	Corrected Reading (dBuV/m)	Avg Limit (dBuV/m)	Margin (dB)	Peak Limit (dBuV/m)	Margin (dB)	UNL Non-Restricted (dBuV/m)	Margin (dB)	Altitude (Degs)	Height (cm)	Polarity
1	* 2.85	34	PK	32.3	-33.4	0	32.9	-	-	74	-41.1	-	-	0-360	250	H
2	* 2.857	36.08	PK	32.3	-33.4	0	34.98	-	-	74	-39.02	-	-	0-360	150	V
3	* 11.654	25.84	PK	38.7	-21.6	0	42.94	-	-	74	-31.06	-	-	0-360	150	H
6	17.456	24.02	PK	41.2	-16.3	0	48.92	-	-	-	-	68.2	-19.28	0-360	150	H
4	* 11.661	25.55	PK	38.7	-21.5	0	42.75	-	-	74	-31.25	-	-	0-360	250	V
5	17.436	24.13	PK	41.2	-16.3	0	49.03	-	-	-	-	68.2	-19.17	0-360	250	V

* - indicates frequency in CFR47 Pt 15 / IC RSS-Restricted Band
 PK – Peak detector

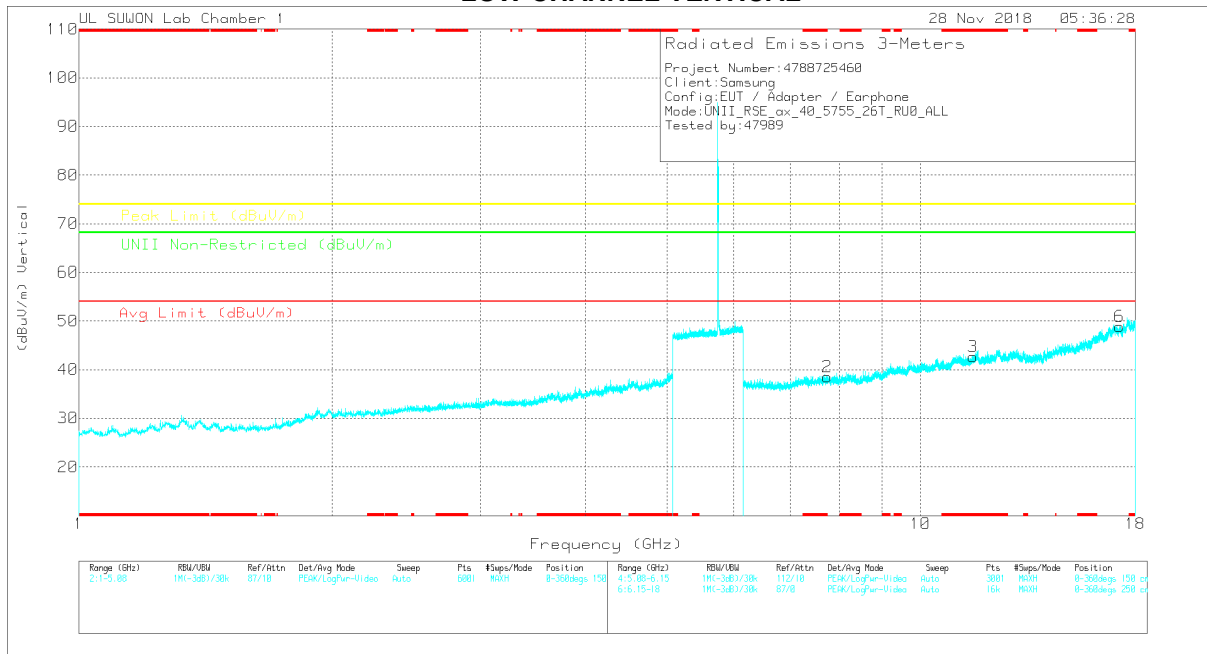
Note: Only peak measurement was performed. Because peak measurement result of unwanted emission is less than average limit (54dBuV/m).

HE40 RU mode (MIMO / 26T / Low: 0, High: 0)

LOW CHANNEL HORIZONTAL



LOW CHANNEL VERTICAL



Note: Emission was scanned up to 40GHz; No emissions were detected above the noise floor which was at least 20dB below the specification limit.

LOW CHANNEL DATA

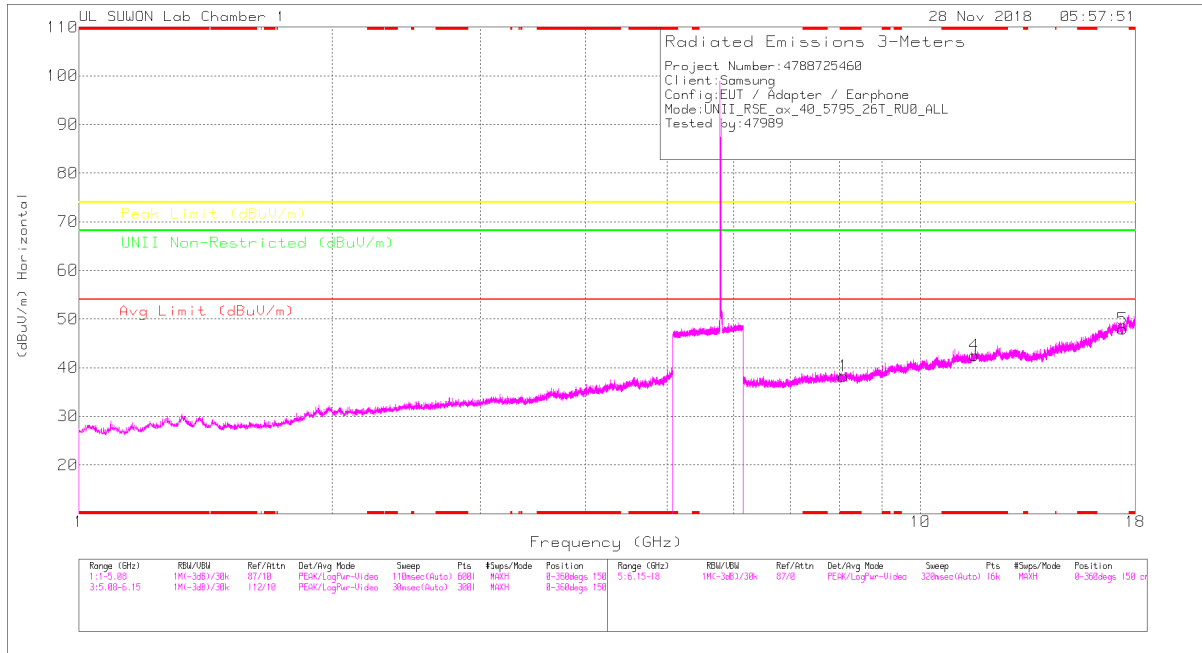
Trace Markers

Marker	Frequency (GHz)	Major Reading (dBuV)	Det	3117_00188717	66Hz_HR(dB)	DC Corr (dB)	Corrected Reading (dBuV/m)	Avg Limit (dBuV/m)	Margin (dB)	Peak Limit (dBuV/m)	Margin (dB)	Limit Non-Restricted (dBuV/m)	Margin (dB)	Altitude (Degs)	Height (cm)	Polarity
1	* 7.74	30.44	PK	35.9	-26.5	0	39.84	-	-	74	-34.16	-	-	0-360	150	H
4	* 11.553	26.19	PK	38.6	-22.5	0	42.29	-	-	74	-31.71	-	-	0-360	150	H
5	17.226	24.28	PK	41.3	-16.9	0	48.68	-	-	-	-	68.2	-19.52	0-360	150	H
2	* 7.743	29.16	PK	35.9	-26.5	0	38.56	-	-	74	-35.44	-	-	0-360	250	V
3	* 11.55	26.52	PK	38.6	-22.5	0	42.62	-	-	74	-31.38	-	-	0-360	250	V
6	17.246	24.11	PK	41.3	-16.6	0	48.81	-	-	-	-	68.2	-19.39	0-360	150	V

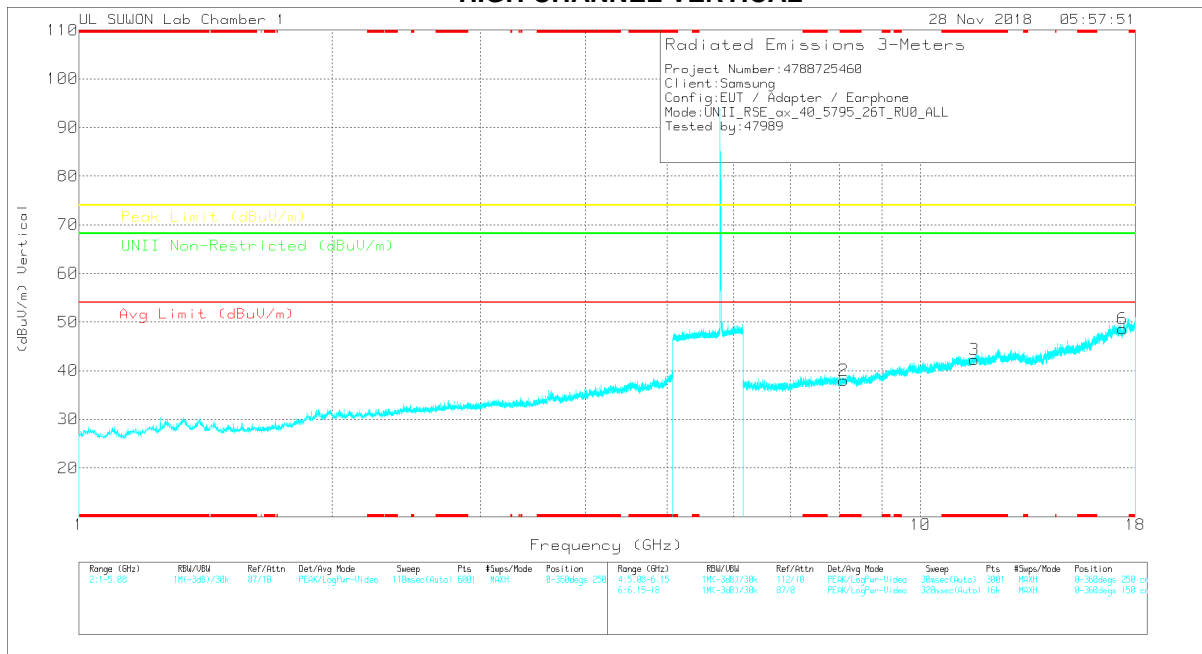
* - indicates frequency in CFR47 Pt 15 / IC RSS-Restricted Band
 PK – Peak detector

Note: Only peak measurement was performed. Because peak measurement result of unwanted emission is less than average limit (54dBuV/m).

HIGH CHANNEL HORIZONTAL



HIGH CHANNEL VERTICAL



Note: Emission was scanned up to 40GHz; No emissions were detected above the noise floor which was at least 20dB below the specification limit.

HIGH CHANNEL DATA

Trace Markers

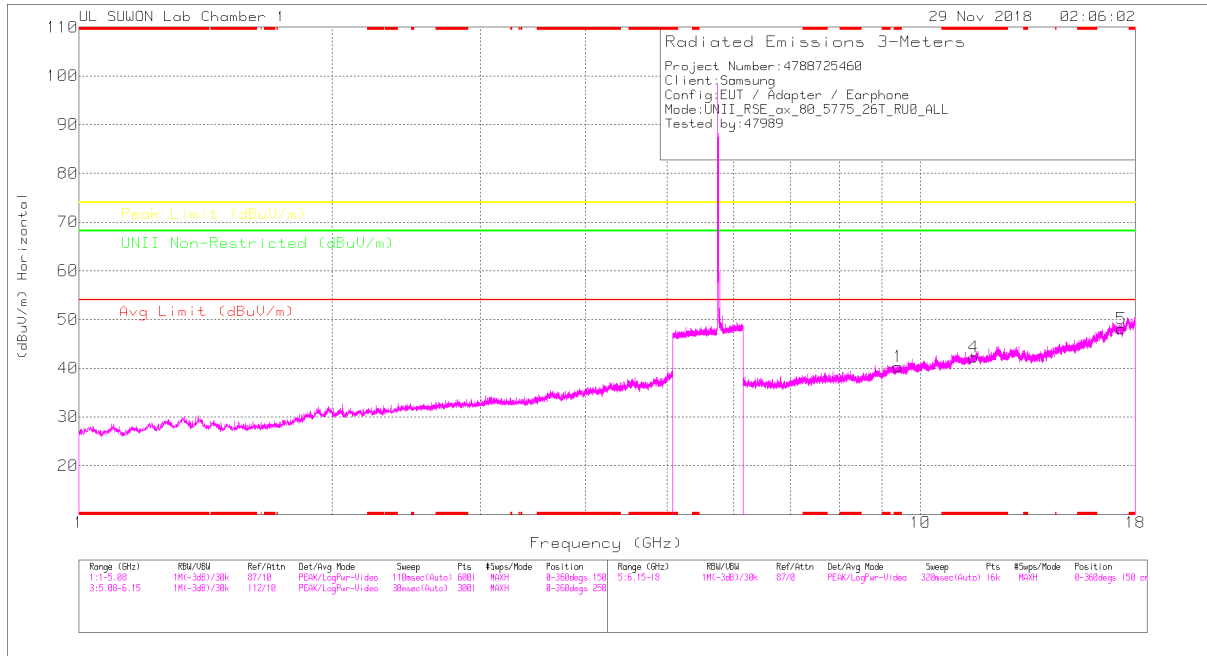
Marker	Frequency (GHz)	Major Reading (dBuV)	Det	3117_00188717	66Hz_HR(dB)	DC Corr (dB)	Corrected Reading (dBuV/m)	Avg Limit (dBuV/m)	Margin (dB)	Peak Limit (dBuV/m)	Margin (dB)	Limit Non-Restricted (dBuV/m)	Margin (dB)	Azimuth (Degs)	Height (cm)	Polarity
1	* 8.098	28.33	PK	36.2	-26.3	0	38.23	-	-	74	-35.77	-	-	0-360	250	H
4	* 11.592	26.34	PK	38.6	-22.4	0	42.54	-	-	74	-31.46	-	-	0-360	150	H
5	17.391	23.88	PK	41.2	-17.1	0	47.98	-	-	-	-	68.2	-20.22	0-360	150	H
2	* 8.099	28.05	PK	36.2	-26.3	0	37.95	-	-	74	-36.05	-	-	0-360	150	V
3	* 11.593	26.05	PK	38.6	-22.4	0	42.25	-	-	74	-31.75	-	-	0-360	150	V
6	17.383	24.56	PK	41.2	-17.2	0	48.56	-	-	-	-	68.2	-19.64	0-360	150	V

* - indicates frequency in CFR47 Pt 15 / IC RSS-Restricted Band
 PK – Peak detector

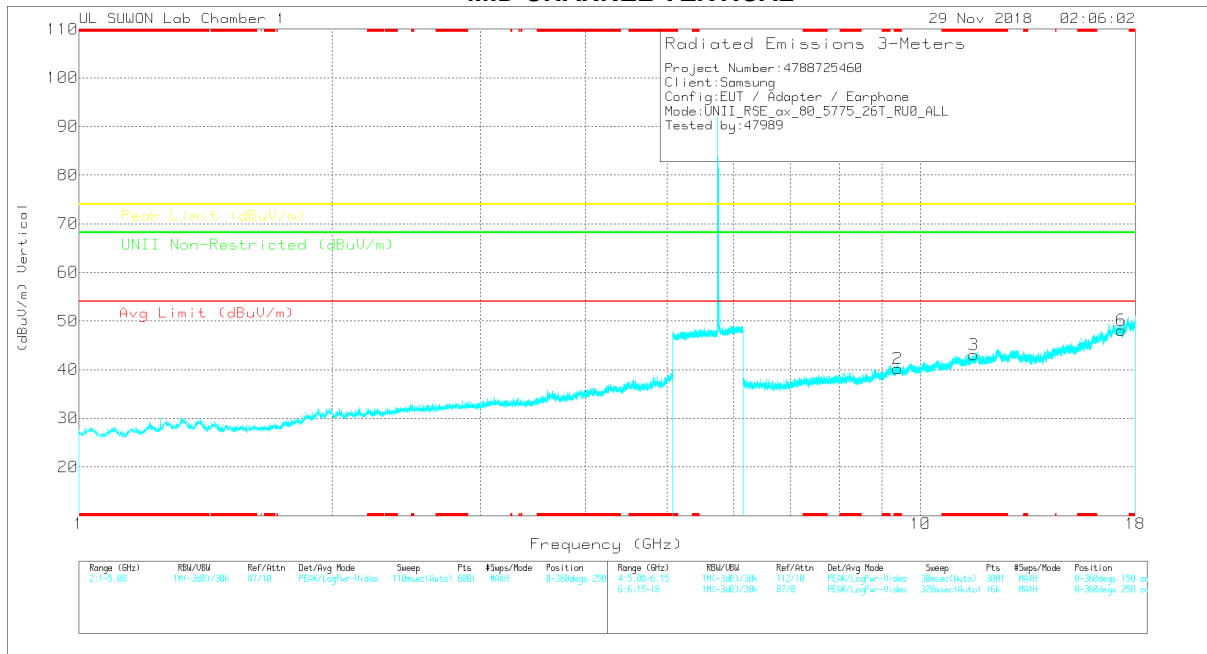
Note: Only peak measurement was performed. Because peak measurement result of unwanted emission is less than average limit (54dBuV/m).

HE80 RU mode (MIMO / 26T / Mid: 0)

MID CHANNEL HORIZONTAL



MID CHANNEL VERTICAL



Note: Emission was scanned up to 40GHz; No emissions were detected above the noise floor which was at least 20dB below the specification limit.

MID CHANNEL DATA

Trace Markers

Marker	Frequency (GHz)	Major Reading (dBuV)	Det	3117_00188717	66Hz_HR(dB)	DC Corr (dB)	Corrected Reading (dBuV/m)	Avg Limit (dBuV/m)	Margin (dB)	Peak Limit (dBuV/m)	Margin (dB)	Limit Non-Restricted (dBuV/m)	Margin (dB)	Azimuth (Degs)	Height (cm)	Polarity
1	* 9.405	27.18	PK	36.8	-23.7	0	40.28	-	-	74	-33.72	-	-	0-360	150	H
4	* 11.561	26.21	PK	38.6	-22.5	0	42.31	-	-	74	-31.69	-	-	0-360	150	H
5	17.319	23.82	PK	41.3	-17	0	48.12	-	-	-	-	68.2	-20.08	0-360	250	H
2	* 9.4	27.15	PK	36.8	-23.7	0	40.25	-	-	74	-33.75	-	-	0-360	150	V
3	* 11.558	26.91	PK	38.6	-22.5	0	43.01	-	-	74	-30.99	-	-	0-360	150	V
6	17.325	24.01	PK	41.2	-17.1	0	48.11	-	-	-	-	68.2	-20.09	0-360	250	V

* - indicates frequency in CFR47 Pt 15 / IC RSS-Restricted Band
 PK – Peak detector

Note: Only peak measurement was performed. Because peak measurement result of unwanted emission is less than average limit (54dBuV/m).

12. WORST-CASE BELOW 1 GHz

SPURIOUS EMISSIONS 30 TO 1000 MHz

Please refer to the FCC Report UNII 802.11a_n_ac DFS WLAN (Report No.: 4788725460-E4)

13. AC POWER LINE CONDUCTED EMISSIONS

LIMITS

FCC §15.207 (a)
IC RSS-GEN Clause 8.8

Frequency of Emission (MHz)	Conducted Limit (dBuV)	
	Quasi-peak	Average
0.15-0.5	66 to 56 [*]	56 to 46 [*]
0.5-5	56	46
5-30	60	50

^{*}Decreases with the logarithm of the frequency.

TEST PROCEDURE

The EUT is placed on a non-conducting table 40 cm from the vertical ground plane and 80 cm above the horizontal ground plane. The EUT is configured in accordance with ANSI C63.10.

The receiver is set to a resolution bandwidth of 9 kHz. Peak detection is used unless otherwise noted as quasi-peak or average.

Line conducted data is recorded for both NEUTRAL and HOT lines.

RESULTS

Please refer to the FCC Report UNII 802.11a_n_ac DFS WLAN (Report No.: 4788725460-E4)

Appendixes

Refer to separated files for the following appendixes.

4788725460-E5V2 FCC Test setup photo UNII 802.11ax WLAN_App A

4788725460-E5V2 FCC DUTY test plots UNII 802.11ax WLAN_App B

4788725460-E5V2 FCC 26 dB_6dB BW test plots UNII 802.11ax WLAN_App C

4788725460-E5V2 FCC POWER_PPSD test plots UNII 802.11ax WLAN_App D

END OF REPORT