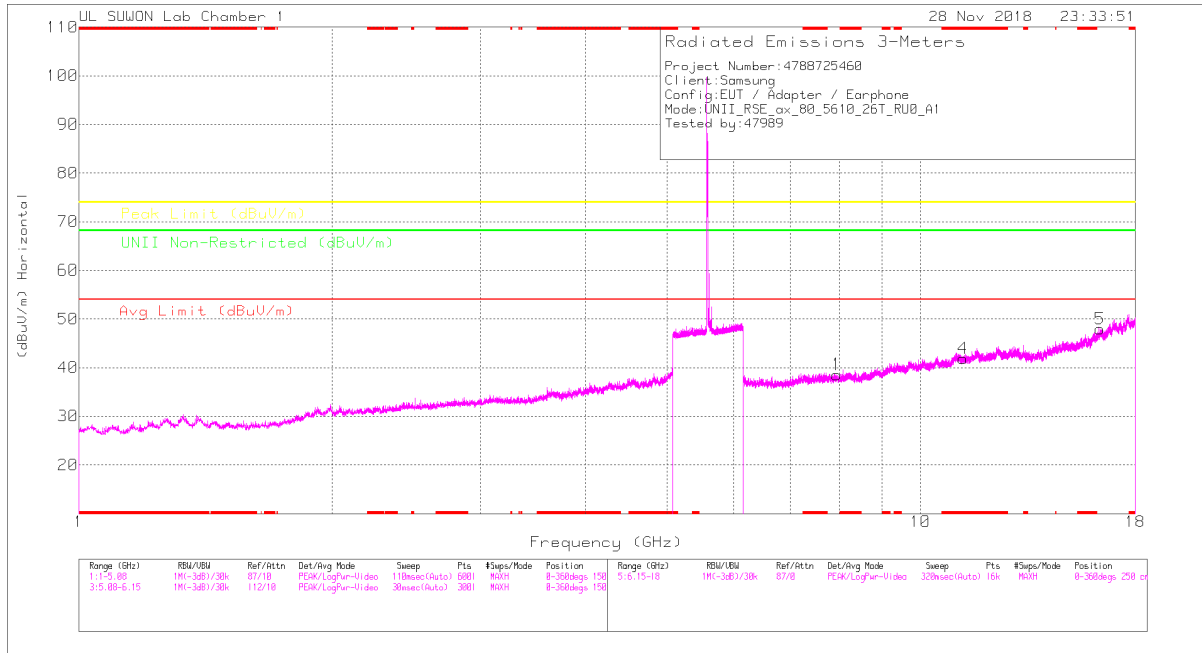
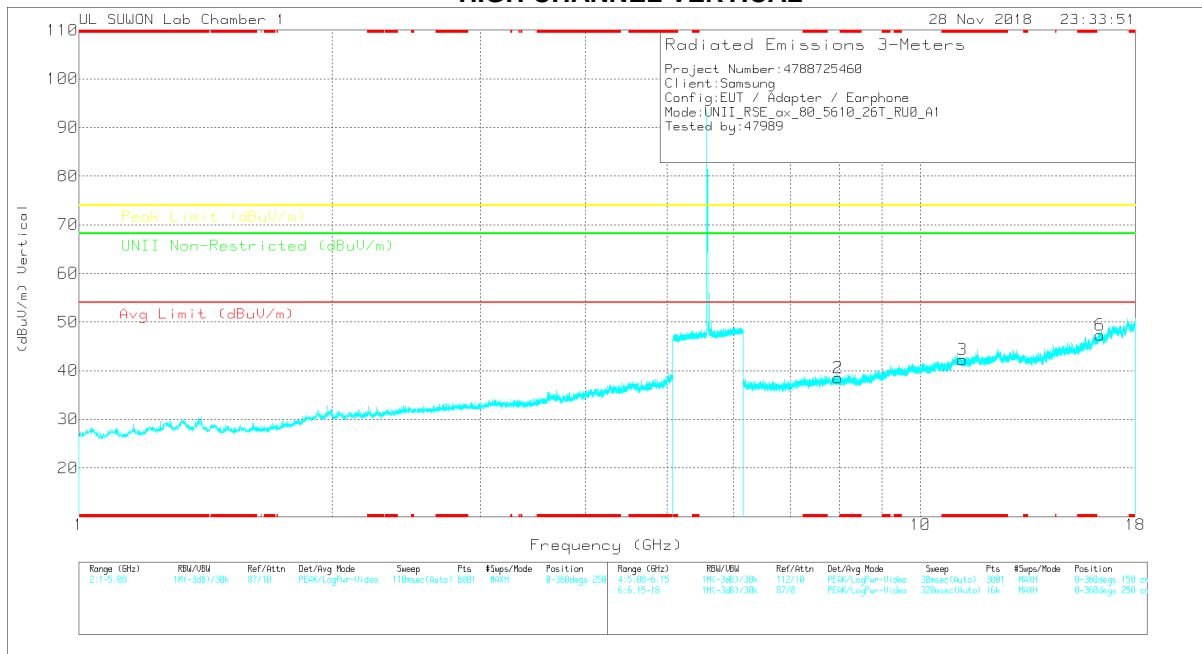


HIGH CHANNEL HORIZONTAL



HIGH CHANNEL VERTICAL



Note: Emission was scanned up to 40GHz; No emissions were detected above the noise floor which was at least 20dB below the specification limit.

HIGH CHANNEL DATA

Trace Markers

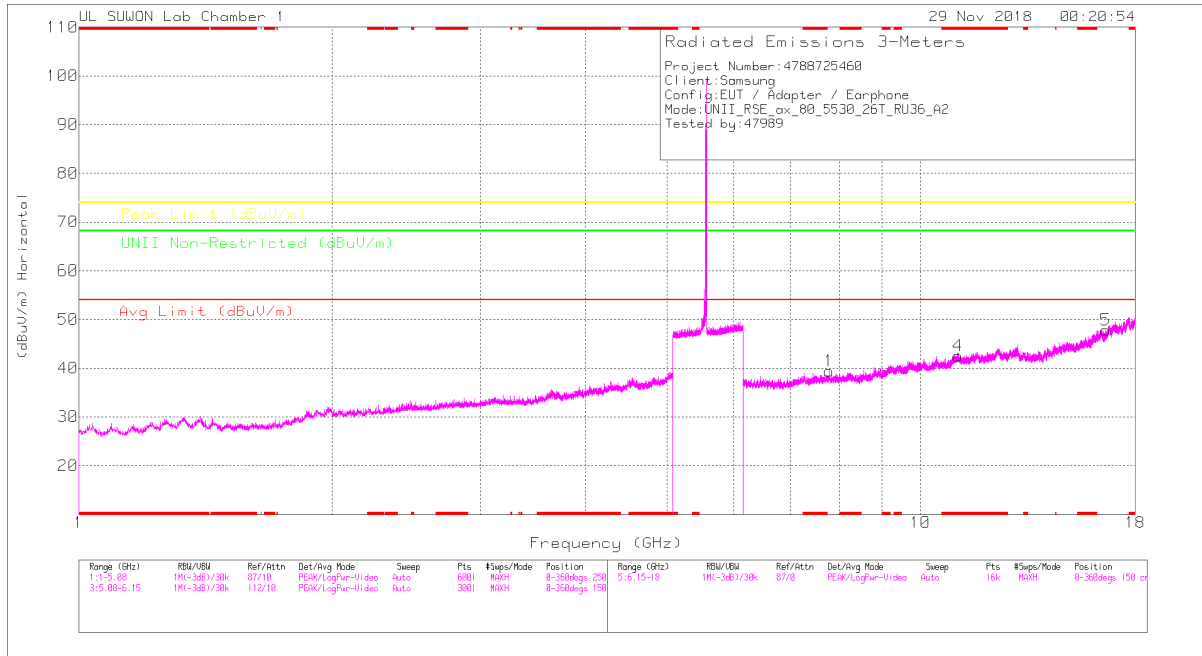
Marker	Frequency (GHz)	Major Reading (dBuV)	Det	3117_00188717	66Hz_HR(dB)	DC Corr (dB)	Corrected Reading (dBuV/m)	Avg Limit (dBuV/m)	Margin (dB)	Peak Limit (dBuV/m)	Margin (dB)	Limit Non-Restricted (dBuV/m)	Margin (dB)	Altitude (Degs)	Height (cm)	Polarity
1	7.954	28.78	PK	36	-26.2	0	38.58	-	-	-	-	68.2	-29.62	0-360	250	H
4	* 11.226	26.01	PK	38.4	-22.5	0	41.91	-	-	74	-32.09	-	-	0-360	150	H
5	16.35	25.98	PK	40.9	-18.9	0	47.98	-	-	-	-	68.2	-20.22	0-360	250	H
2	7.975	28.7	PK	36	-26.2	0	38.5	-	-	-	-	68.2	-29.7	0-360	250	V
3	* 11.215	26.31	PK	38.4	-22.5	0	42.21	-	-	74	-31.79	-	-	0-360	250	V
6	16.345	25.47	PK	40.9	-19	0	47.37	-	-	-	-	68.2	-20.83	0-360	250	V

* - indicates frequency in CFR47 Pt 15 / IC RSS-Restricted Band
 PK – Peak detector

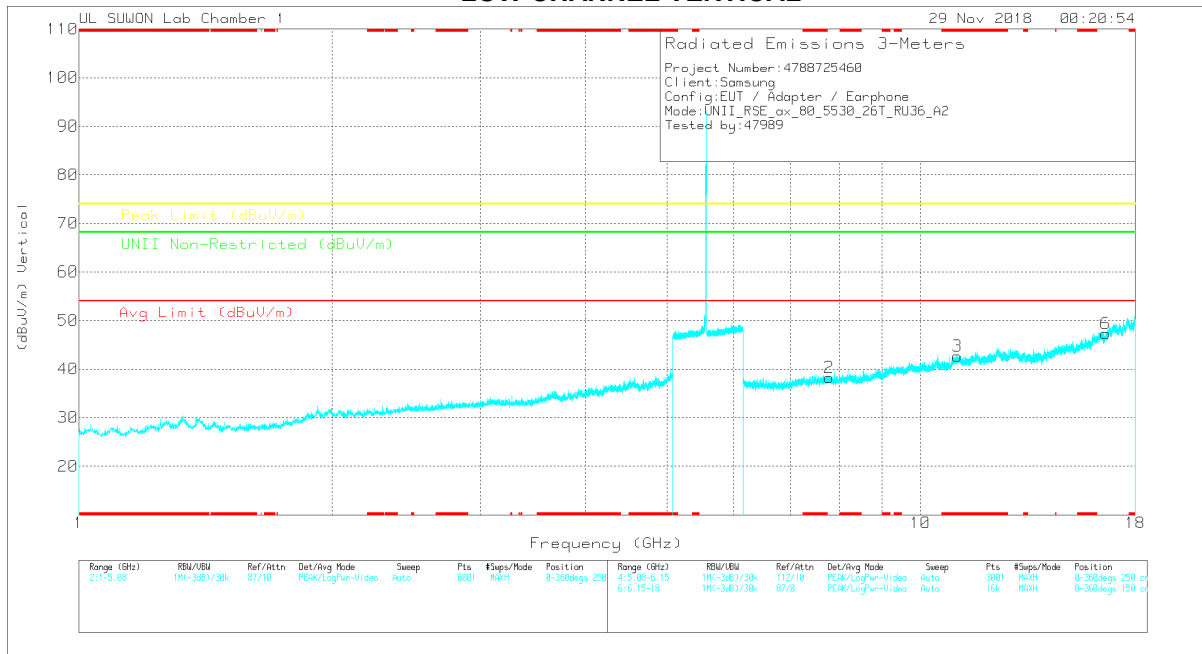
Note: Only peak measurement was performed. Because peak measurement result of unwanted emission is less than average limit (54dBuV/m).

HE80 RU mode (ANT_2 / 26T / Low: 36, High: 0)

LOW CHANNEL HORIZONTAL



LOW CHANNEL VERTICAL



Note: Emission was scanned up to 40GHz; No emissions were detected above the noise floor which was at least 20dB below the specification limit.

LOW CHANNEL DATA

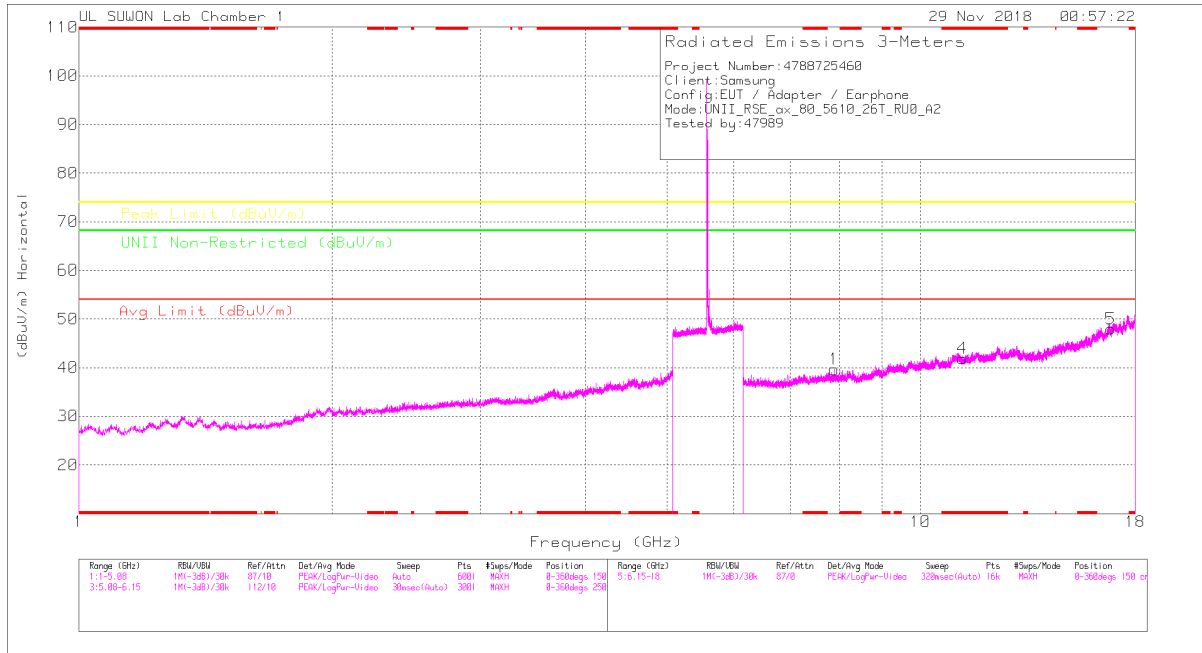
Trace Markers

Marker	Frequency (GHz)	Major Reading (dBuV)	Det	3117_00168717	66Hz_HR(dB)	DC Corr (dB)	Corrected Reading (dBuV/m)	Avg Limit (dBuV/m)	Margin (dB)	Peak Limit (dBuV/m)	Margin (dB)	Limit Non-Restricted (dBuV/m)	Margin (dB)	Azimuth (Degs)	Height (cm)	Polarity
1	7.787	29.91	PK	35.9	-26.4	0	39.41	-	-	-	-	68.2	-28.79	0-360	150	H
4	*11.082	26.4	PK	38.3	-22.2	0	42.5	-	-	74	-31.5	-	-	0-360	150	H
5	16.592	25.59	PK	41	-18.8	0	47.79	-	-	-	-	68.2	-20.41	0-360	150	H
2	7.788	28.7	PK	35.9	-26.4	0	38.2	-	-	-	-	68.2	-30	0-360	150	V
3	*11.068	26.51	PK	38.3	-22.2	0	42.61	-	-	74	-31.39	-	-	0-360	250	V
6	16.605	24.96	PK	41	-18.7	0	47.26	-	-	-	-	68.2	-20.94	0-360	150	V

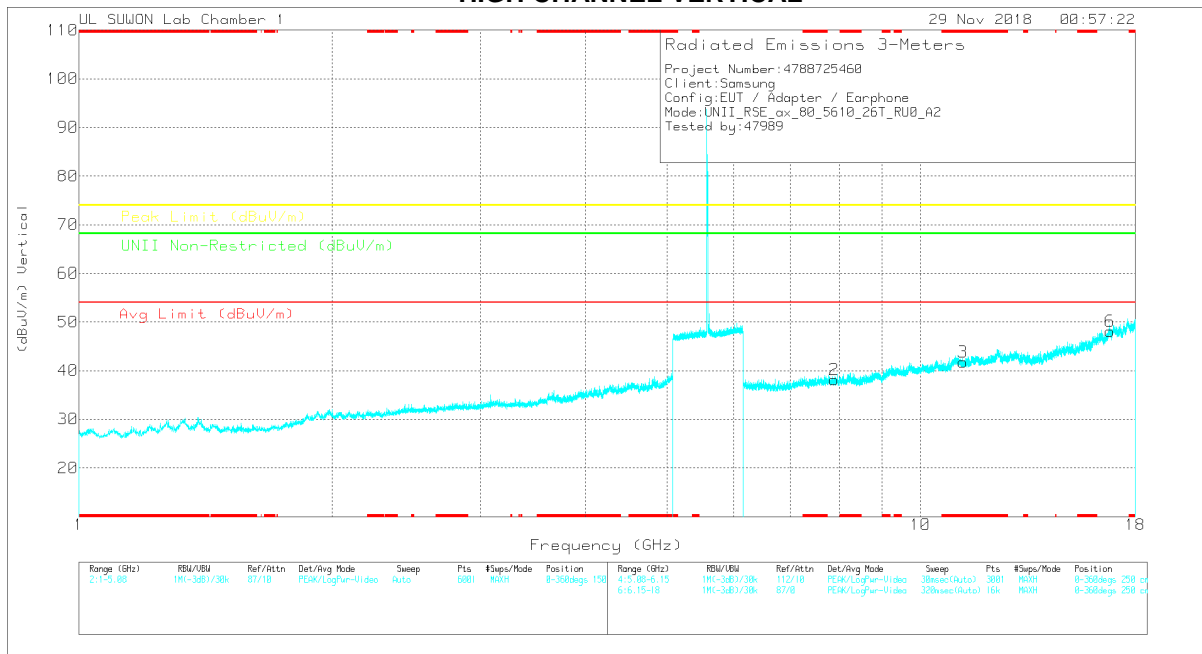
* - indicates frequency in CFR47 Pt 15 / IC RSS-Restricted Band
 PK – Peak detector

Note: Only peak measurement was performed. Because peak measurement result of unwanted emission is less than average limit (54dBuV/m).

HIGH CHANNEL HORIZONTAL



HIGH CHANNEL VERTICAL



Note: Emission was scanned up to 40GHz; No emissions were detected above the noise floor which was at least 20dB below the specification limit.

HIGH CHANNEL DATA

Trace Markers

Marker	Frequency (GHz)	Meter Reading (dBuV)	Det	3117_00168717	6Ghz_HP[dB]	DC Corr (dB)	Corrected Reading (dBuV/m)	Avg Limit (dBuV/m)	Margin (dB)	Peak Limit (dBuV/m)	Margin (dB)	UL/Non-Restricted (dBuV/m)	Margin (dB)	Azimuth (Degs)	Height (cm)	Polariz
1	7.899	30.12	PK	36	-26.5	0	39.62	-	-	-	-	68.2	-28.58	0-360	250	H
4	* 11.221	26.02	PK	38.4	-22.5	0	41.92	-	-	74	-32.08	-	-	0-360	150	H
5	16.814	24.59	PK	41.5	-18.1	0	47.99	-	-	-	-	68.2	-20.21	0-360	250	H
2	7.899	28.5	PK	36	-26.4	0	38.1	-	-	-	-	68.2	-30.1	0-360	150	V
3	* 11.238	25.74	PK	38.4	-22.4	0	41.74	-	-	74	-32.26	-	-	0-360	150	V
6	16.808	24.5	PK	41.5	-17.9	0	48.1	-	-	-	-	68.2	-20.1	0-360	150	V

* - indicates frequency in CFR47 Pt 15 / IC RSS-Restricted Band
 PK – Peak detector

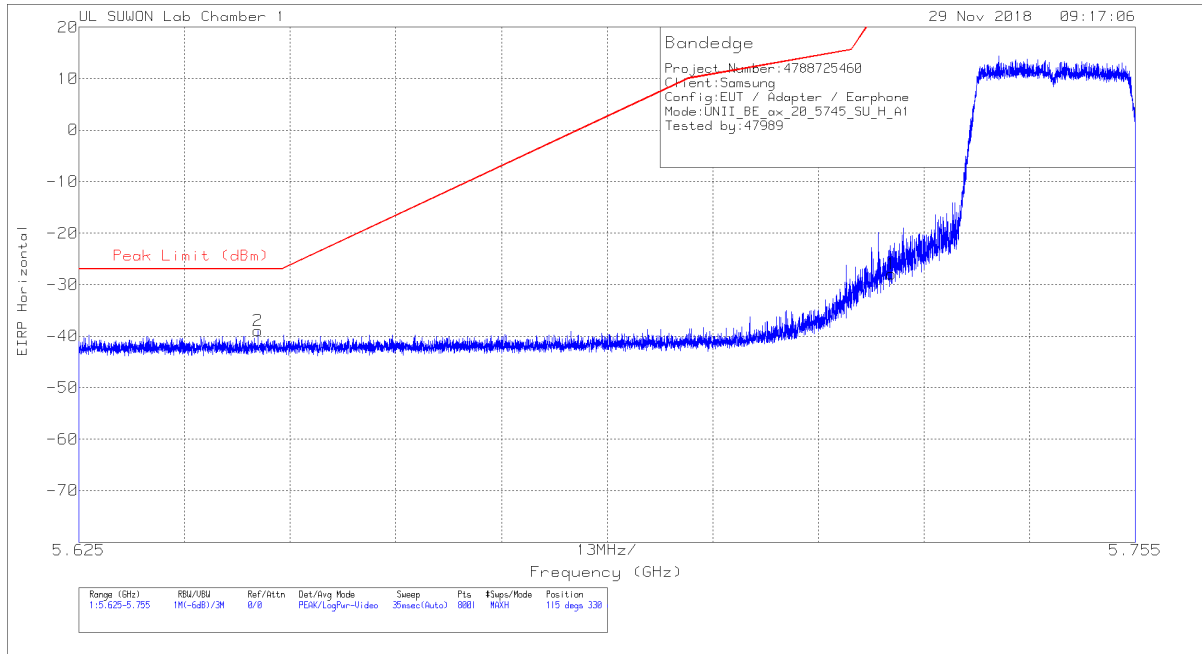
Note: Only peak measurement was performed. Because peak measurement result of unwanted emission is less than average limit (54dBuV/m).

11.4. 5.8 GHz_1TX

11.4.1.TX ABOVE 1GHz 802.11ax MODE IN THE 5.8GHz BAND BANDEDGE (LOW CHANNEL)

HE20 SU mode (ANT_1)

HORIZONTAL PEAK PLOT



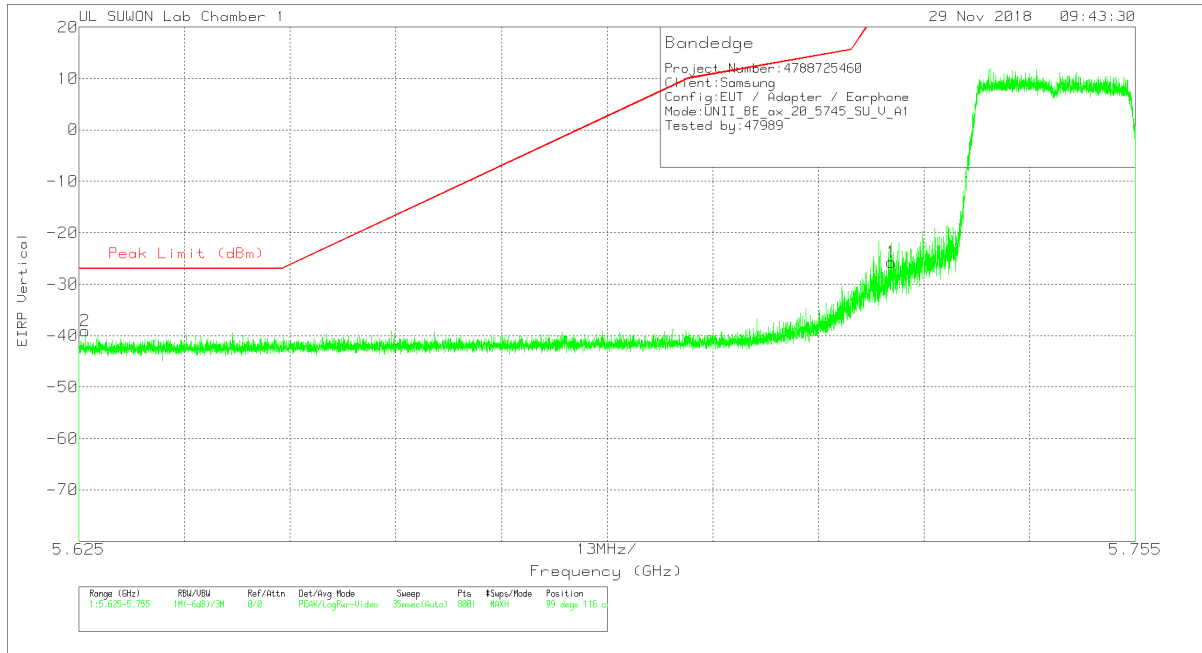
HORIZONTAL DATA

Trace Markers

Marker	Frequency (GHz)	Meter Reading (dBm)	Det	3117_00168717	10dB[dB]	Conversion Factor (dB)	DC Corr (dB)	Corrected Reading EIRP	Peak Limit (dBm)	PK Margin (dB)	Azimuth (Degs)	Height (cm)	Polarity
1	5.725	-53.47	Pk	34.8	-21.1	11.8	0	-27.97	26.97	-54.94	115	330	H
2	5.647	-64.33	Pk	34.7	-21.1	11.8	0	-38.93	-27	-11.93	115	330	H

Pk - Peak detector

VERTICAL PEAK PLOT



VERTICAL DATA

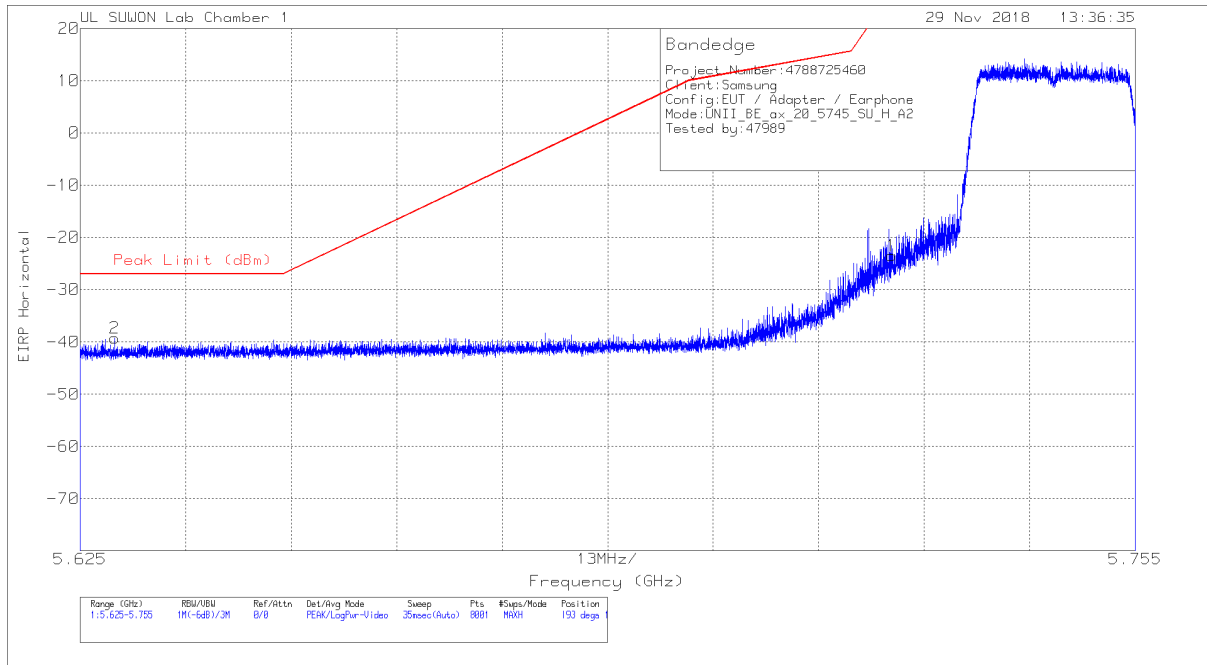
Trace Markers

Marker	Frequency (GHz)	Meter Reading (dBm)	Det	3117_00168717	10dB[dB]	Conversion Factor (dB)	DC Corr (dB)	Corrected Reading EIRP	Peak Limit (dBm)	PK Margin (dB)	Azimuth (Degs)	Height (cm)	Polarity
1	5.725	-51.24	Pk	34.8	-21.1	11.8	0	-25.74	26.97	-52.71	99	116	V
2	5.626	-64.46	Pk	34.7	-21.1	11.8	0	-39.06	-27	-12.06	99	116	V

Pk - Peak detector

HE20 SU mode (ANT_2)

HORIZONTAL PEAK PLOT



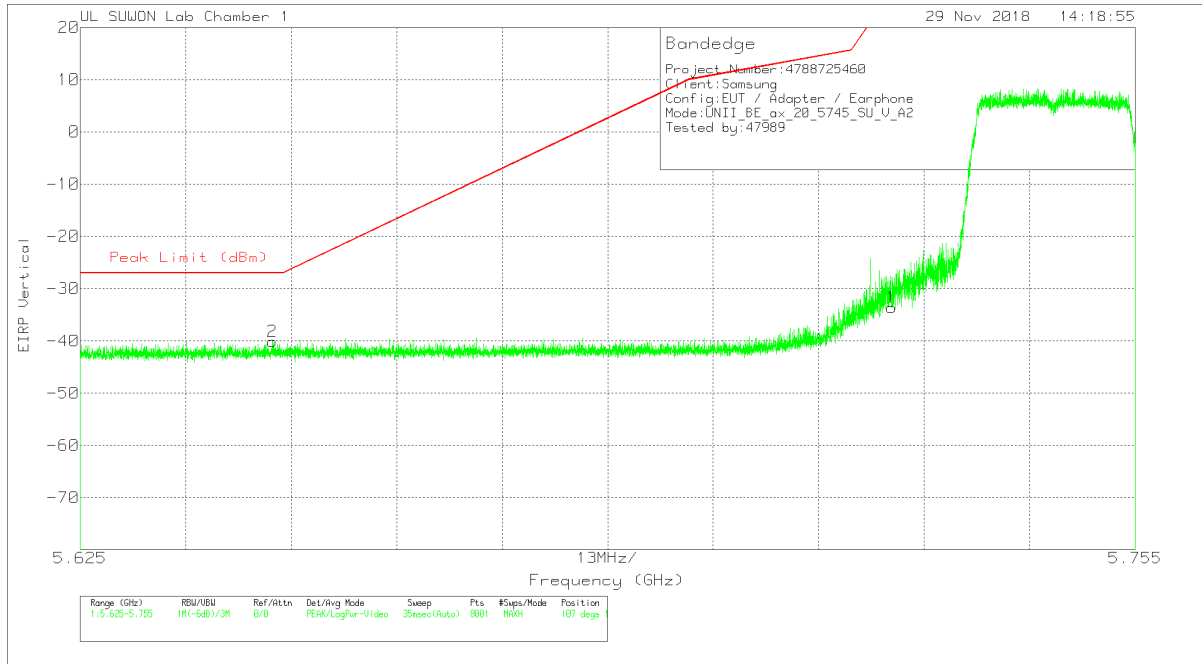
HORIZONTAL DATA

Trace Markers

Marker	Frequency (GHz)	Meter Reading (dBm)	Det	3117_00168717	10dB[dB]	Conversion Factor (dB)	DC Corr (dB)	Corrected Reading EIRP	Peak Limit (dBm)	PK Margin (dB)	Azimuth (Degs)	Height (cm)	Polarity
1	5.725	-48.98	Pk	34.8	-21.1	11.8	0	-23.48	26.97	-50.45	193	100	H
2	5.629	-64.67	Pk	34.7	-21.1	11.8	0	-39.27	-27	-12.27	193	100	H

Pk - Peak detector

VERTICAL PEAK PLOT



VERTICAL DATA

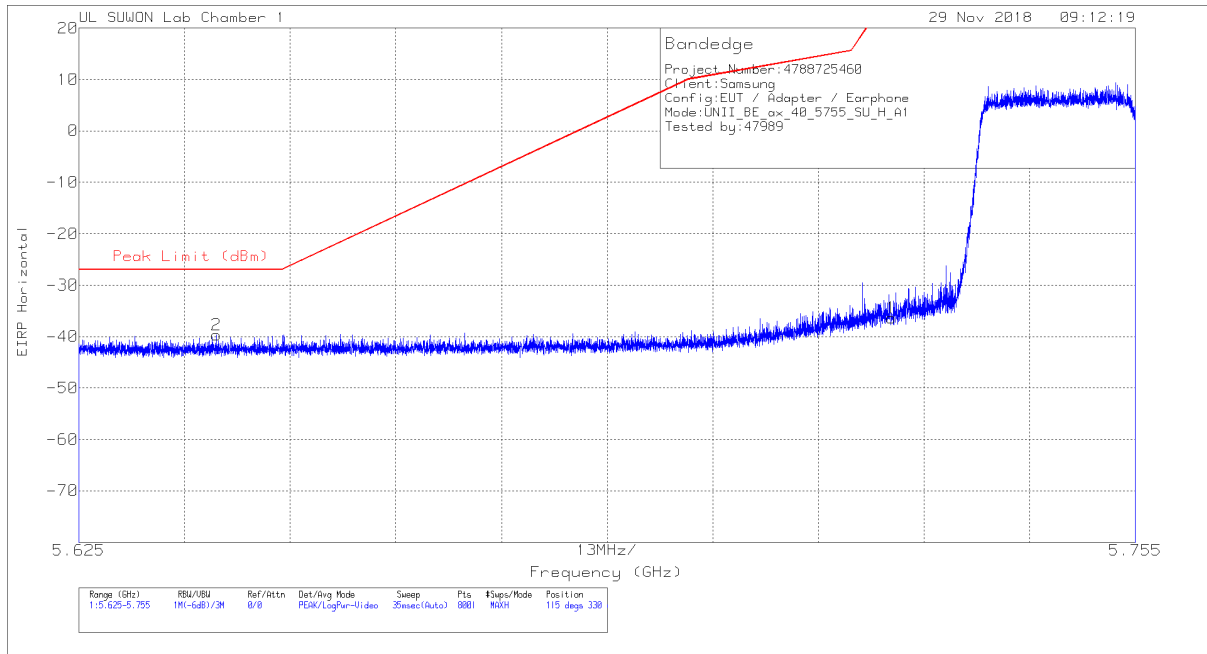
Trace Markers

Marker	Frequency (GHz)	Meter Reading (dBm)	Det	3117_00168717	10dB(dB)	Conversion Factor (dB)	DC Corr (dB)	Corrected Reading EIRP	Peak Limit (dBm)	PK Margin (dB)	Azimuth (Degs)	Height (cm)	Polarity
1	5.725	-59.13	Pk	34.8	-21.1	11.8	0	-33.63	26.97	-60.6	107	124	V
2	5.649	-65.52	Pk	34.7	-21.1	11.8	0	-40.12	-27	-13.12	107	124	V

Pk - Peak detector

HE40 SU mode (ANT_1)

HORIZONTAL PEAK PLOT



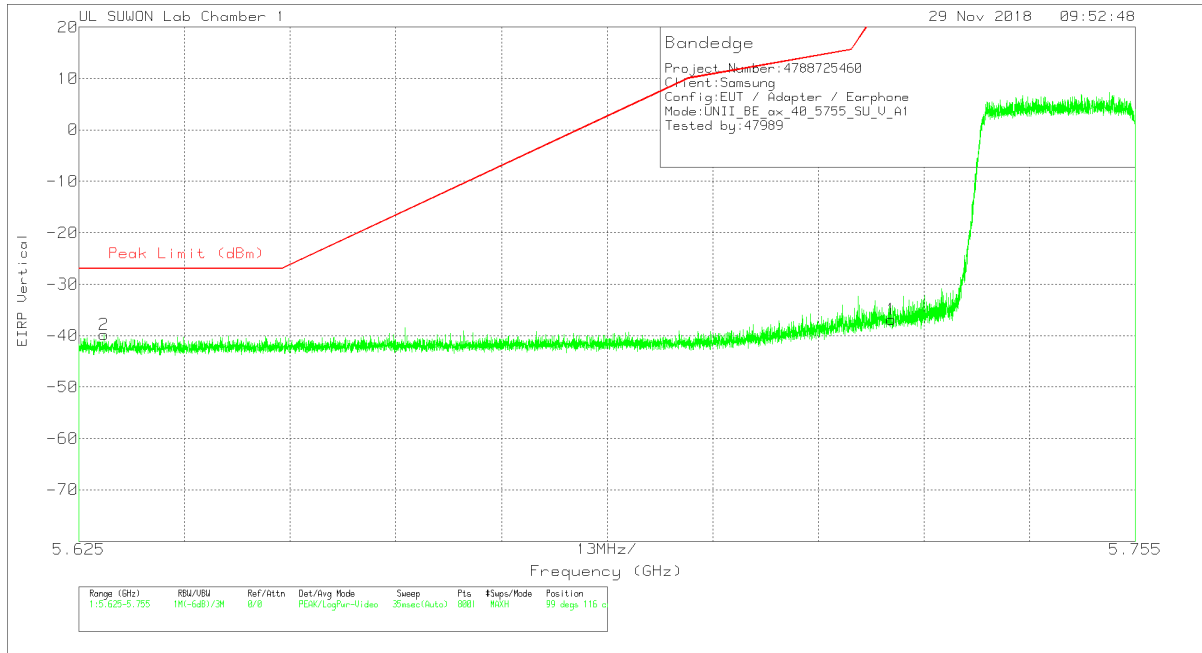
HORIZONTAL DATA

Trace Markers

Marker	Frequency (GHz)	Meter Reading (dBm)	Det	3117_00168717	10dB[dB]	Conversion Factor (dB)	DC Corr (dB)	Corrected Reading EIRP	Peak Limit (dBm)	PK Margin (dB)	Azimuth (Degs)	Height (cm)	Polarity
1	5.725	-61.92	Pk	34.8	-21.1	11.8	0	-36.42	26.97	-63.39	115	330	H
2	5.642	-65.06	Pk	34.7	-21.1	11.8	0	-39.66	-27	-12.66	115	330	H

Pk - Peak detector

VERTICAL PEAK PLOT



VERTICAL DATA

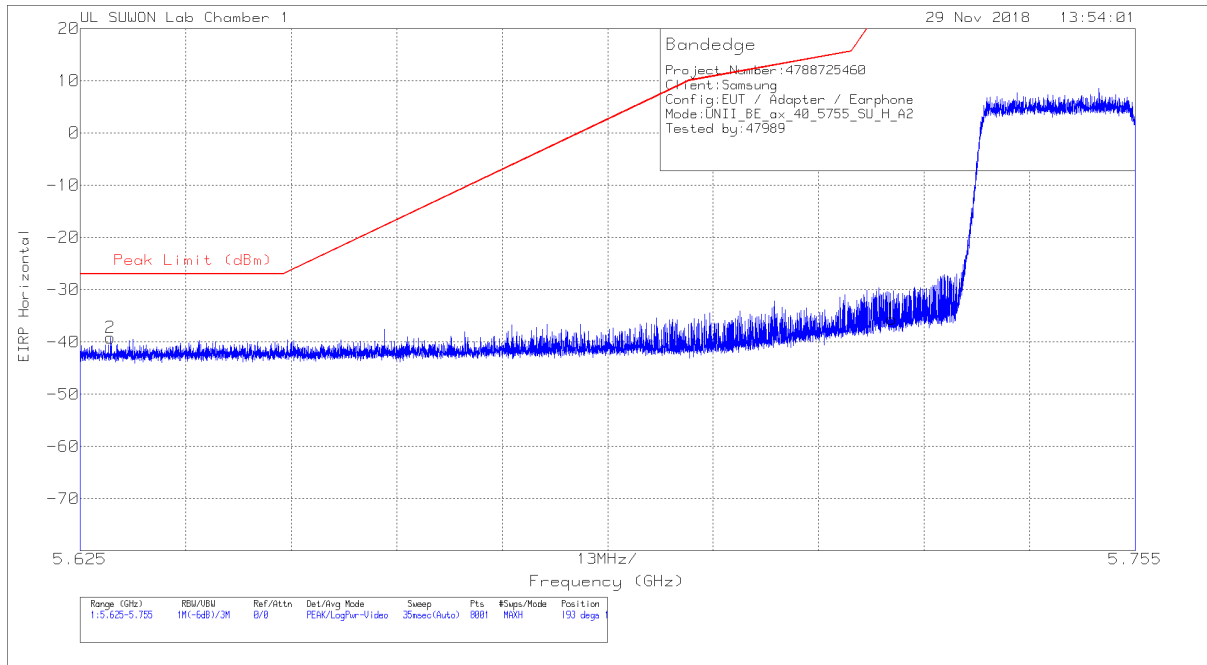
Trace Markers

Marker	Frequency (GHz)	Meter Reading (dBm)	Det	3117_00168717	10dB[dB]	Conversion Factor (dB)	DC Corr (dB)	Corrected Reading EIRP	Peak Limit (dBm)	PK Margin (dB)	Azimuth (Degs)	Height (cm)	Polarity
1	5.725	-62.4	Pk	34.8	-21.1	11.8	0	-36.9	26.97	-63.87	99	116	V
2	5.628	-65.16	Pk	34.7	-21.1	11.8	0	-39.76	-27	-12.76	99	116	V

Pk - Peak detector

HE40 SU mode (ANT_2)

HORIZONTAL PEAK PLOT



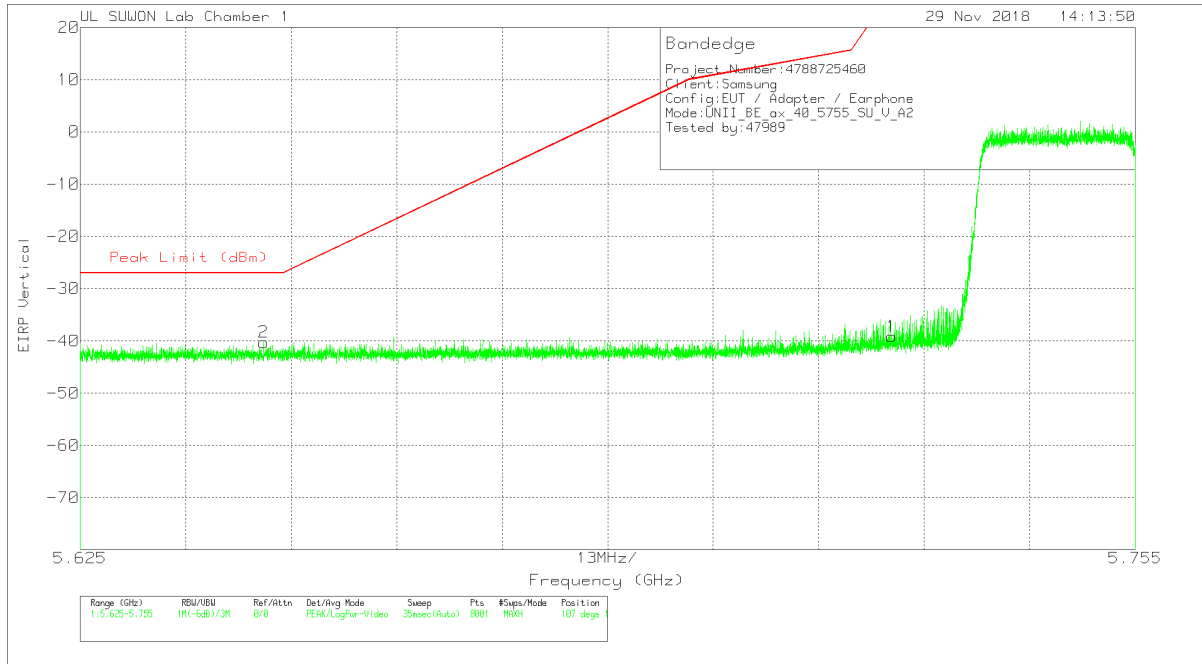
HORIZONTAL DATA

Trace Markers

Marker	Frequency (GHz)	Meter Reading (dBm)	Det	3117_00168717	10dB[dB]	Conversion Factor (dB)	DC Corr (dB)	Corrected Reading EIRP	Peak Limit (dBm)	PK Margin (dB)	Azimuth (Degs)	Height (cm)	Polarity
1	5.725	-61.16	Pk	34.8	-21.1	11.8	0	-35.66	26.97	-62.63	193	100	H
2	5.629	-64.58	Pk	34.7	-21.1	11.8	0	-39.18	-27	-12.18	193	100	H

Pk - Peak detector

VERTICAL PEAK PLOT



VERTICAL DATA

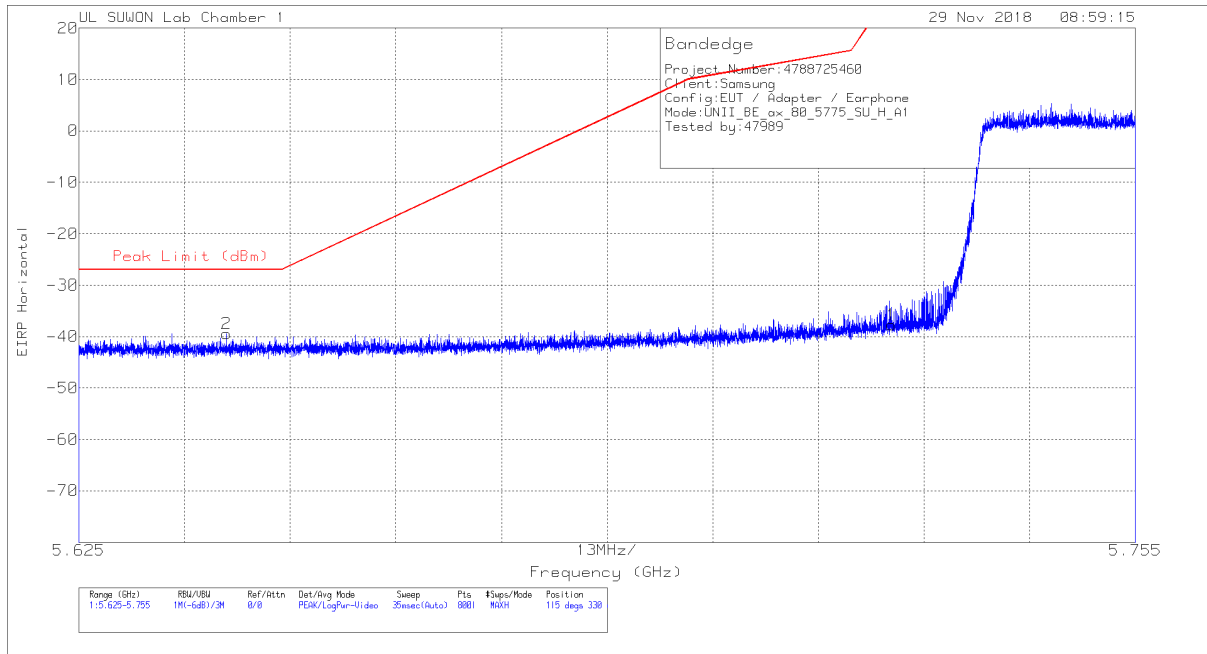
Trace Markers

Marker	Frequency (GHz)	Meter Reading (dBm)	Det	3117_00168717	10dB(dB)	Conversion Factor (dB)	DC Corr (dB)	Corrected Reading EIRP	Peak Limit (dBm)	PK Margin (dB)	Azimuth (Degs)	Height (cm)	Polarity
1	5.725	-64.64	Pk	34.8	-21.1	11.8	0	-39.14	26.97	-66.11	107	124	V
2	5.648	-65.67	Pk	34.7	-21.1	11.8	0	-40.27	-27	-13.27	107	124	V

Pk - Peak detector

HE80 SU mode (ANT_1)

HORIZONTAL PEAK PLOT



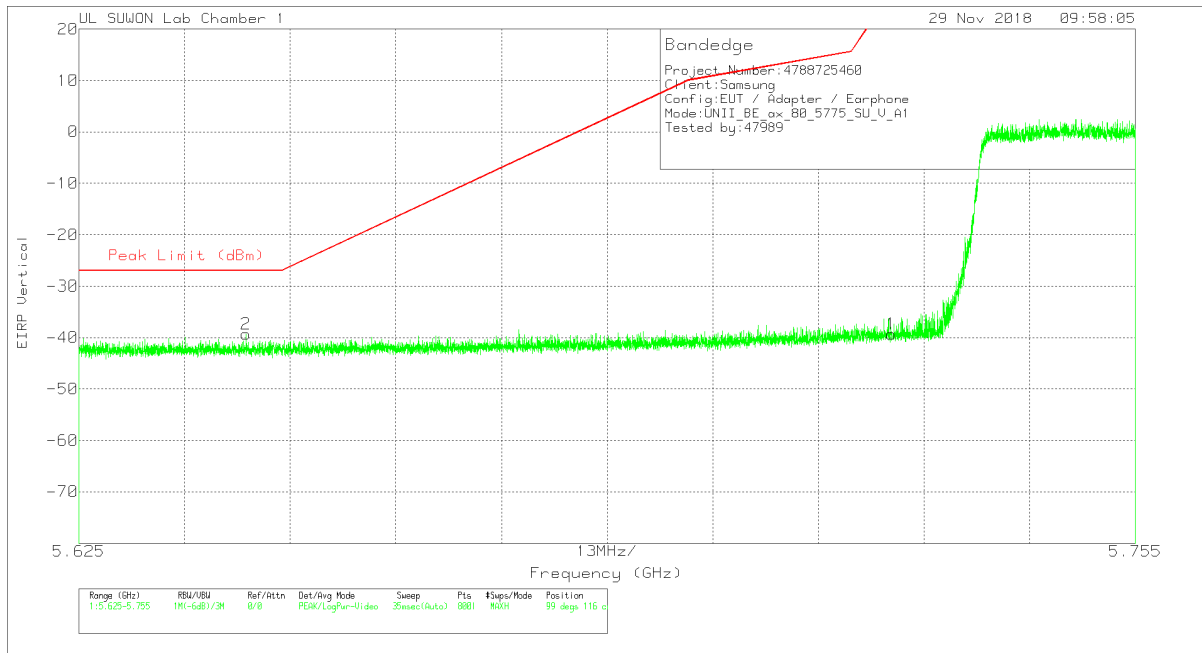
HORIZONTAL DATA

Trace Markers

Marker	Frequency (GHz)	Meter Reading (dBm)	Det	3117_00168717	10dB[dB]	Conversion Factor (dB)	DC Corr (dB)	Corrected Reading EIRP	Peak Limit (dBm)	PK Margin (dB)	Azimuth (Degs)	Height (cm)	Polarity
1	5.725	-63.21	Pk	34.8	-21.1	11.8	0	-37.71	26.97	-64.68	115	330	H
2	5.643	-64.87	Pk	34.7	-21.1	11.8	0	-39.47	-27	-12.47	115	330	H

Pk - Peak detector

VERTICAL PEAK PLOT



VERTICAL DATA

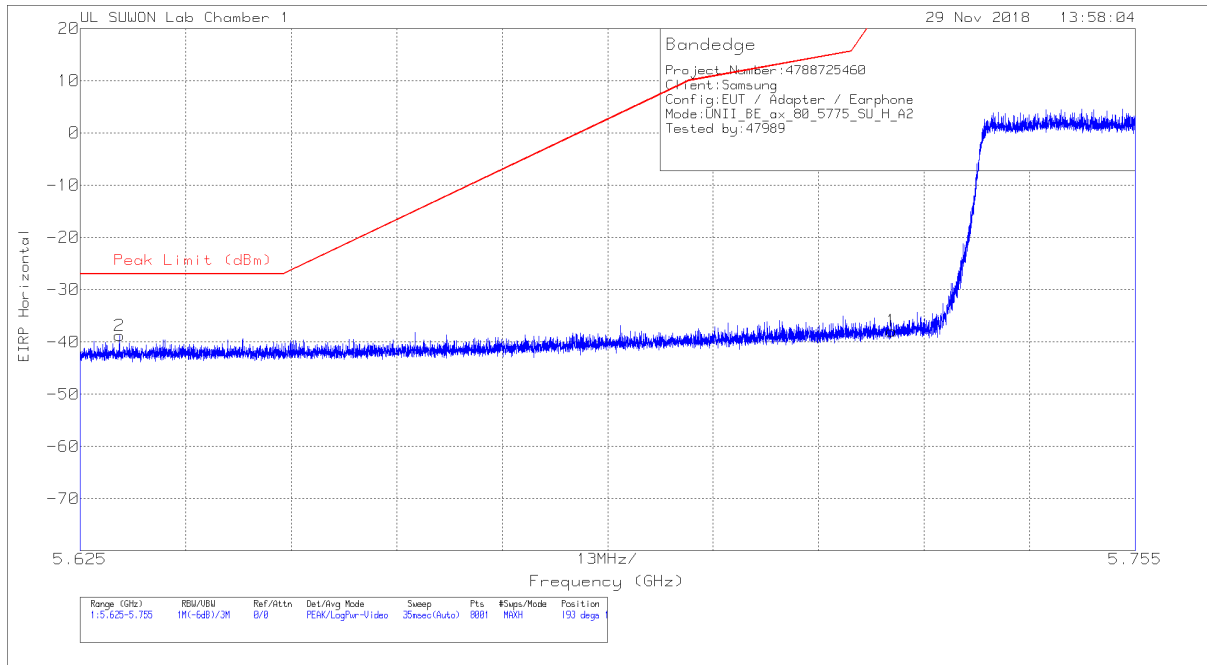
Trace Markers

Marker	Frequency (GHz)	Meter Reading (dBm)	Det	3117_00168717	10dB[dB]	Conversion Factor (dB)	DC Corr (dB)	Corrected Reading EIRP	Peak Limit (dBm)	PK Margin (dB)	Azimuth (Degs)	Height (cm)	Polarity
1	5.725	-64.79	Pk	34.8	-21.1	11.8	0	-39.29	26.97	-66.26	99	116	V
2	5.646	-64.73	Pk	34.7	-21.1	11.8	0	-39.33	-27	-12.33	99	116	V

Pk - Peak detector

HE80 SU mode (ANT_2)

HORIZONTAL PEAK PLOT



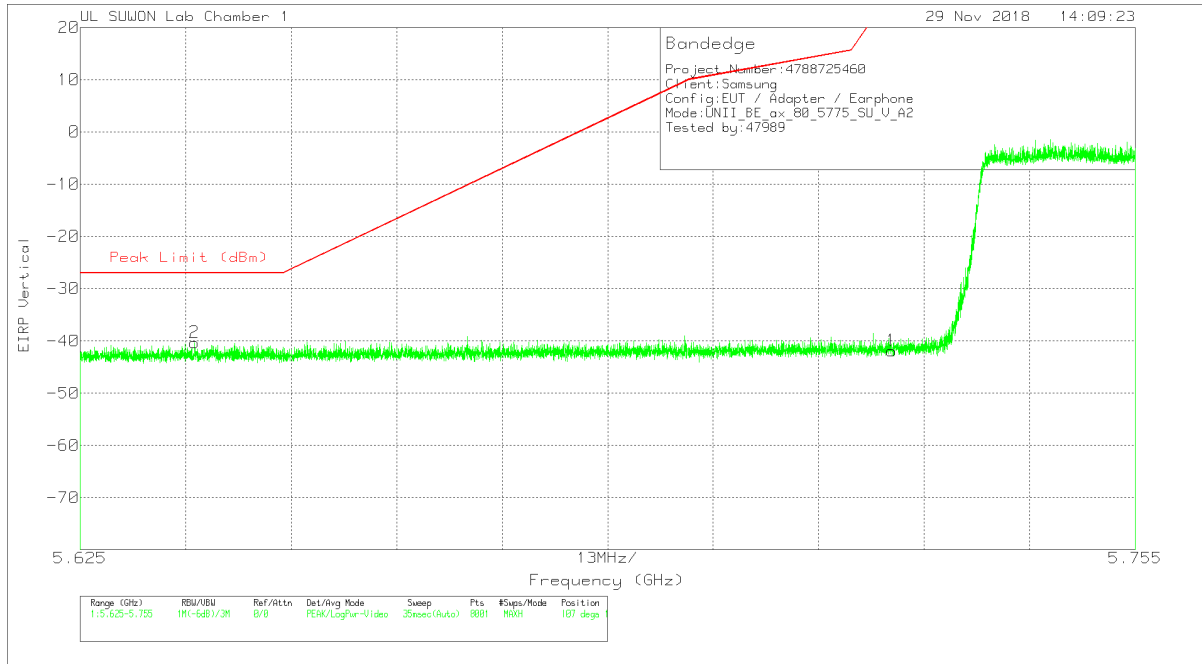
HORIZONTAL DATA

Trace Markers

Marker	Frequency (GHz)	Meter Reading (dBm)	Det	3117_00168717	10dB[dB]	Conversion Factor (dB)	DC Corr (dB)	Corrected Reading EIRP	Peak Limit (dBm)	PK Margin (dB)	Azimuth (Degs)	Height (cm)	Polarity
1	5.725	-63.39	Pk	34.8	-21.1	11.8	0	-37.89	26.97	-64.86	193	100	H
2	5.63	-64.2	Pk	34.7	-21.1	11.8	0	-38.8	-27	-11.8	193	100	H

Pk - Peak detector

VERTICAL PEAK PLOT



VERTICAL DATA

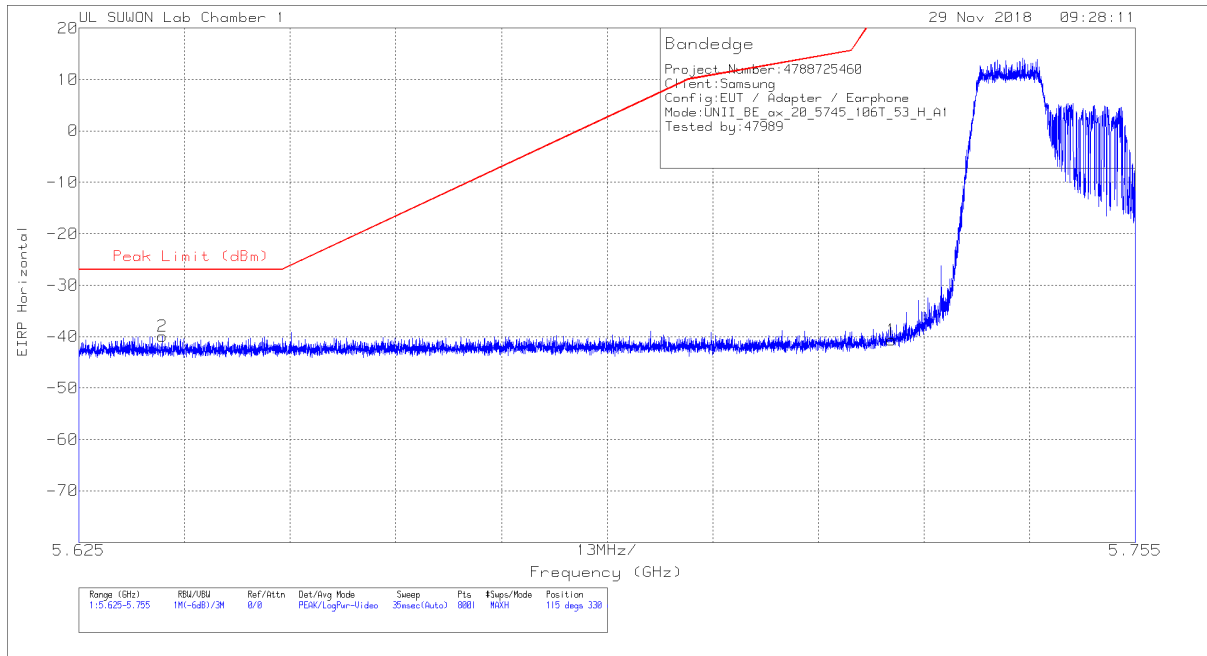
Trace Markers

Marker	Frequency (GHz)	Meter Reading (dBm)	Det	3117_00168717	10dB(dB)	Conversion Factor (dB)	DC Corr (dB)	Corrected Reading EIRP	Peak Limit (dBm)	PK Margin (dB)	Azimuth (Degs)	Height (cm)	Polarity
1	5.725	-67.39	Pk	34.8	-21.1	11.8	0	-41.89	26.97	-68.86	107	124	V
2	5.639	-65.7	Pk	34.7	-21.1	11.8	0	-40.3	-27	-13.3	107	124	V

Pk - Peak detector

106T RU mode (ANT_1 / HE20 / RU offset 53)

HORIZONTAL PEAK PLOT



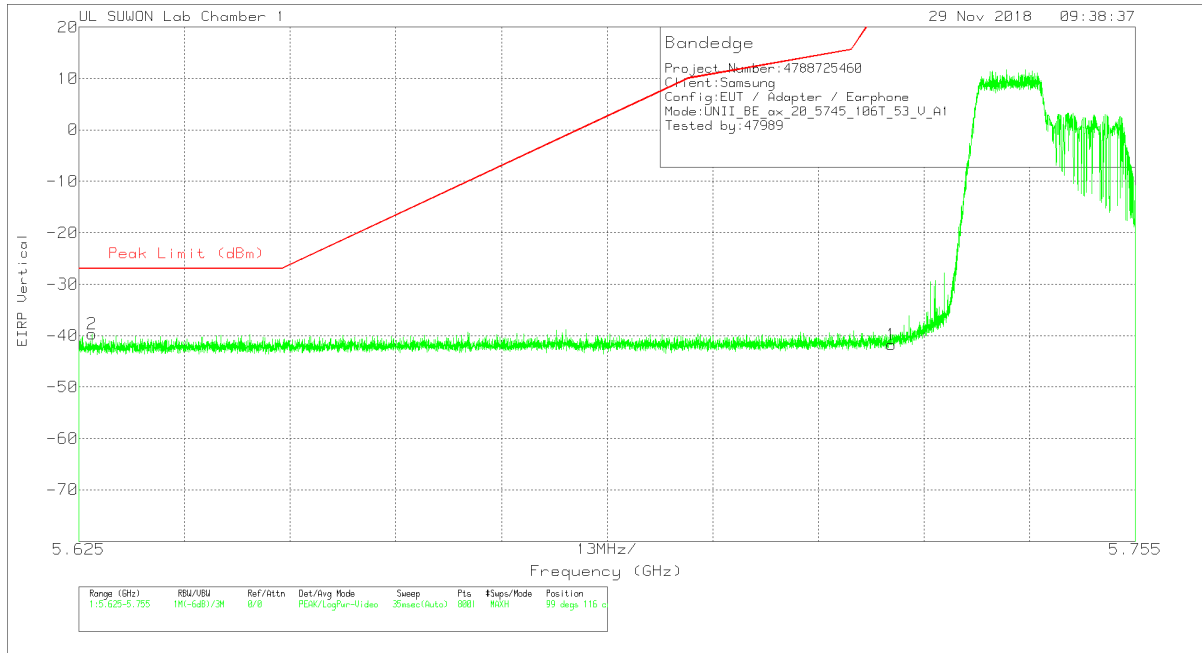
HORIZONTAL DATA

Trace Markers

Marker	Frequency (GHz)	Meter Reading (dBm)	Det	3117_00168717	10dB[dB]	Conversion Factor (dB)	DC Corr (dB)	Corrected Reading EIRP	Peak Limit (dBm)	PK Margin (dB)	Azimuth (Degs)	Height (cm)	Polarity
1	5.725	-66.17	Pk	34.8	-21.1	11.8	0	-40.67	26.97	-67.64	115	330	H
2	5.635	-65.29	Pk	34.7	-21.1	11.8	0	-39.89	-27	-12.89	115	330	H

Pk - Peak detector

VERTICAL PEAK PLOT



VERTICAL DATA

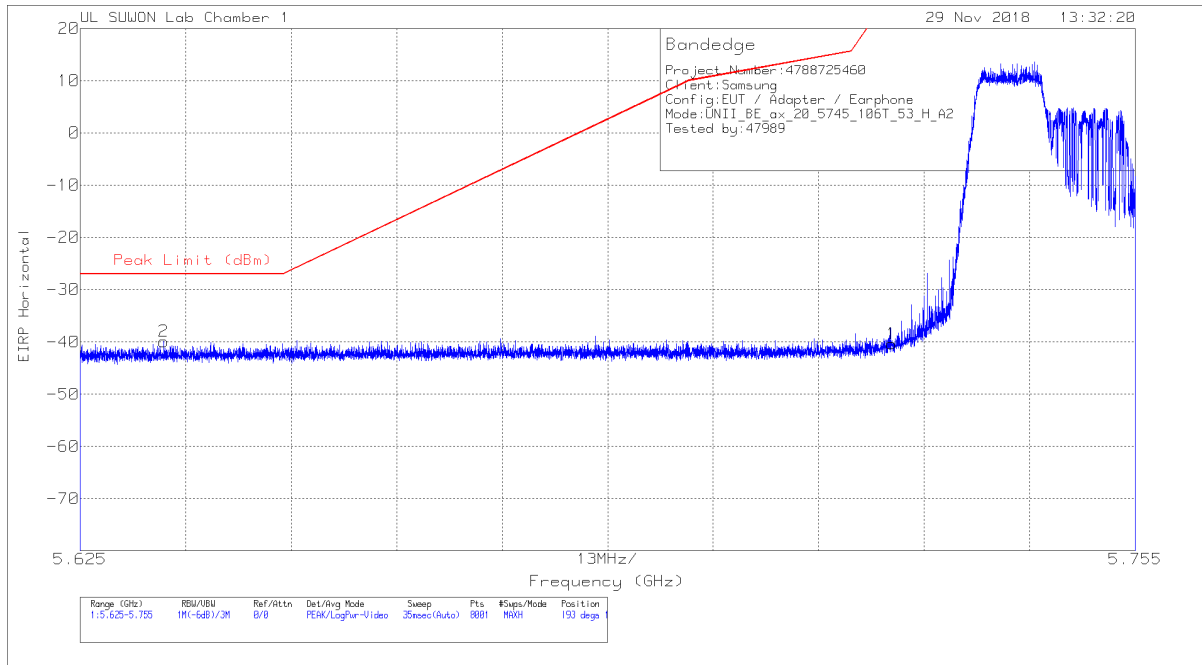
Trace Markers

Marker	Frequency (GHz)	Meter Reading (dBm)	Det	3117_00168717	10dB[dB]	Conversion Factor (dB)	DC Corr (dB)	Corrected Reading EIRP	Peak Limit (dBm)	PK Margin (dB)	Azimuth (Degs)	Height (cm)	Polarity
1	5.725	-67.21	Pk	34.8	-21.1	11.8	0	-41.71	26.97	-68.68	99	116	V
2	5.627	-65.04	Pk	34.7	-21.1	11.8	0	-39.64	-27	-12.64	99	116	V

Pk - Peak detector

106T RU mode (ANT_2 / HE20 / RU offset 53)

HORIZONTAL PEAK PLOT



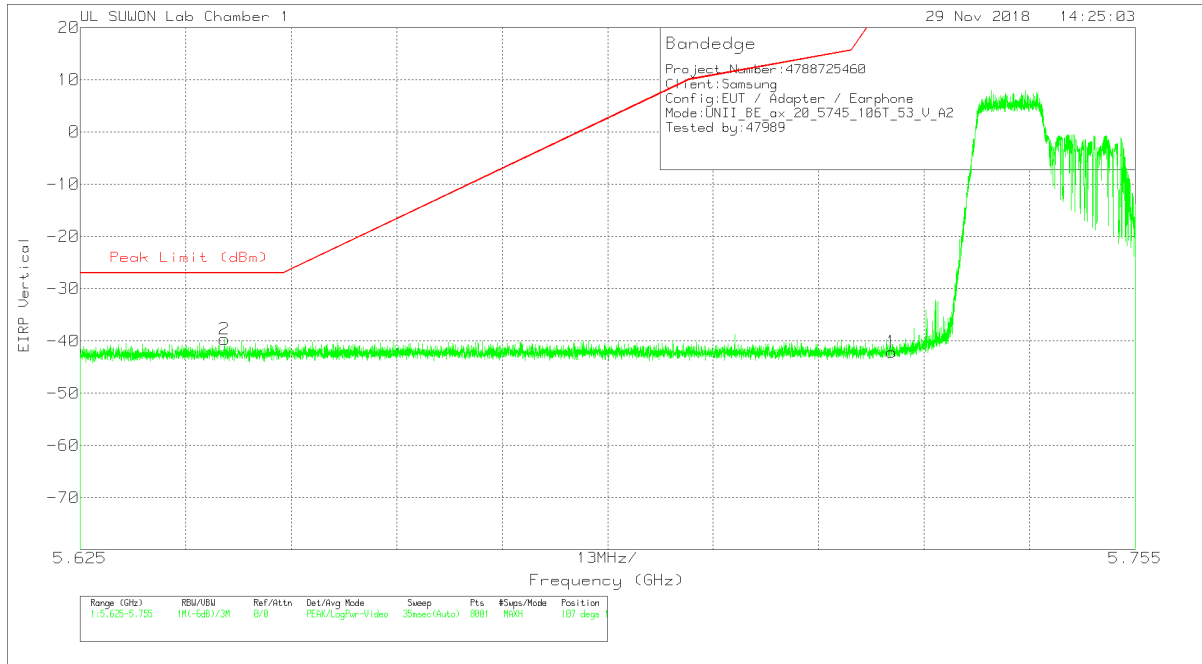
HORIZONTAL DATA

Trace Markers

Marker	Frequency (GHz)	Meter Reading (dBm)	Det	3117_00168717	10dB[dB]	Conversion Factor (dB)	DC Corr (dB)	Corrected Reading EIRP	Peak Limit (dBm)	PK Margin (dB)	Azimuth (Degs)	Height (cm)	Polarity
1	5.725	-65.86	Pk	34.8	-21.1	11.8	0	-40.36	26.97	-67.33	193	100	H
2	5.635	-65.31	Pk	34.7	-21.1	11.8	0	-39.91	-27	-12.91	193	100	H

Pk - Peak detector

VERTICAL PEAK PLOT



VERTICAL DATA

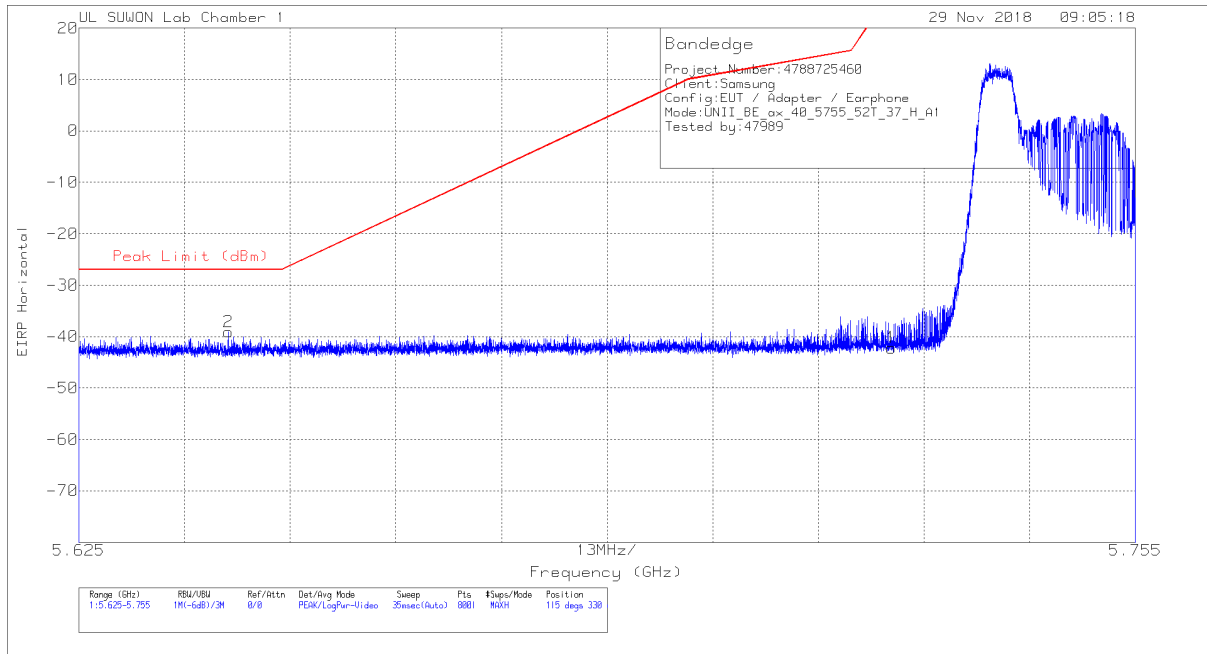
Trace Markers

Marker	Frequency (GHz)	Meter Reading (dBm)	Det	3117_00168717	10dB(dB)	Conversion Factor (dB)	DC Corr (dB)	Corrected Reading EIRP	Peak Limit (dBm)	PK Margin (dB)	Azimuth (Degs)	Height (cm)	Polarity
1	5.725	-67.62	Pk	34.8	-21.1	11.8	0	-42.12	26.97	-69.09	107	124	V
2	5.643	-65.07	Pk	34.7	-21.1	11.8	0	-39.67	-27	-12.67	107	124	V

Pk - Peak detector

52T RU mode (ANT_1 / HE40 / RU offset 37)

HORIZONTAL PEAK PLOT



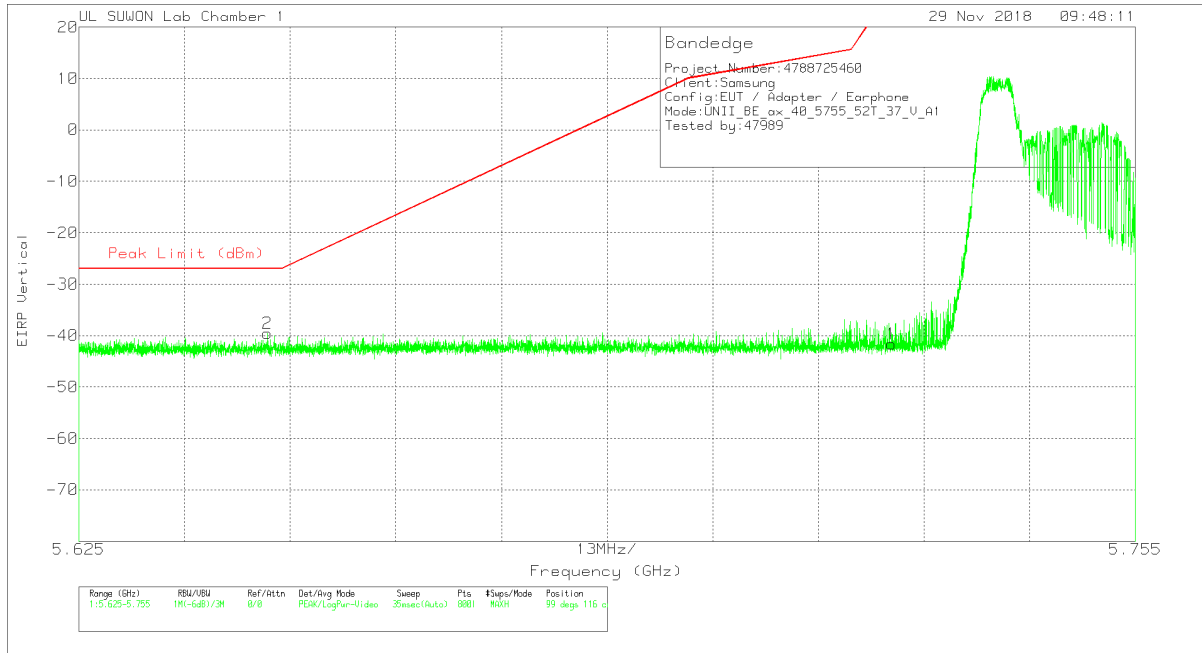
HORIZONTAL DATA

Trace Markers

Marker	Frequency (GHz)	Meter Reading (dBm)	Det	3117_00168717	10dB[dB]	Conversion Factor (dB)	DC Corr (dB)	Corrected Reading EIRP	Peak Limit (dBm)	PK Margin (dB)	Azimuth (Degs)	Height (cm)	Polarity
1	5.725	-67.68	Pk	34.8	-21.1	11.8	0	-42.18	26.97	-69.15	115	330	H
2	5.643	-64.47	Pk	34.7	-21.1	11.8	0	-39.07	-27	-12.07	115	330	H

Pk - Peak detector

VERTICAL PEAK PLOT



VERTICAL DATA

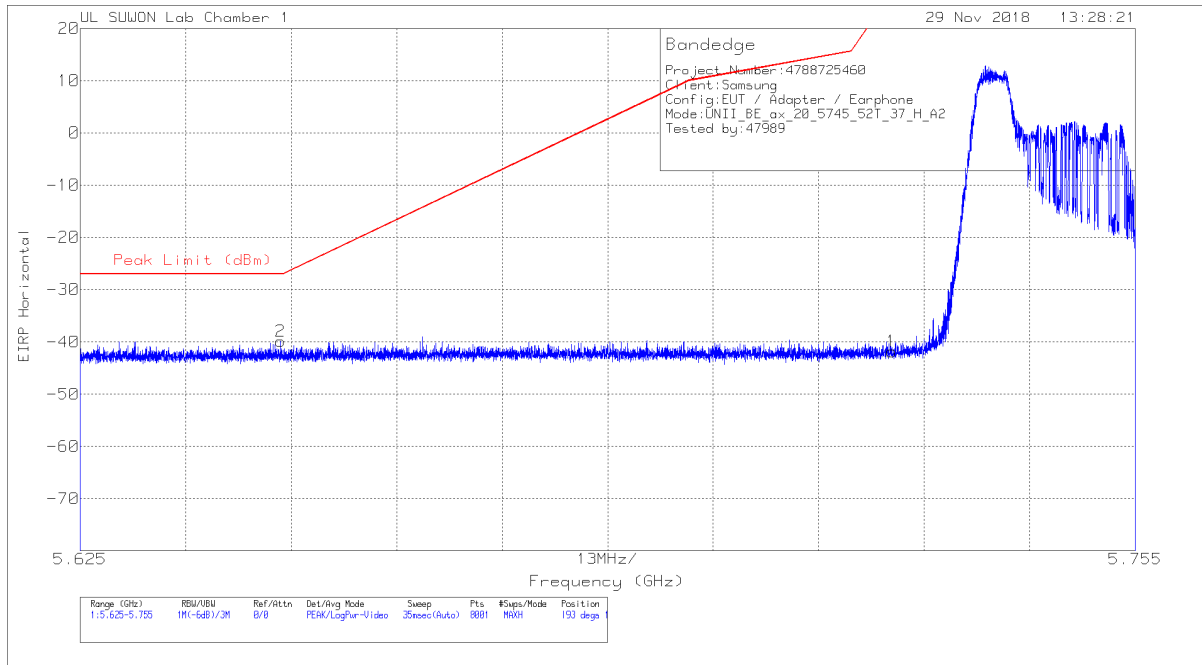
Trace Markers

Marker	Frequency (GHz)	Meter Reading (dBm)	Det	3117_00168717	10dB[dB]	Conversion Factor (dB)	DC Corr (dB)	Corrected Reading EIRP	Peak Limit (dBm)	PK Margin (dB)	Azimuth (Degs)	Height (cm)	Polarity
1	5.725	-67.11	Pk	34.8	-21.1	11.8	0	-41.61	26.97	-68.58	99	116	V
2	5.648	-64.91	Pk	34.7	-21.1	11.8	0	-39.51	-27	-12.51	99	116	V

Pk - Peak detector

52T RU mode (ANT_2 / HE20 / RU offset 37)

HORIZONTAL PEAK PLOT



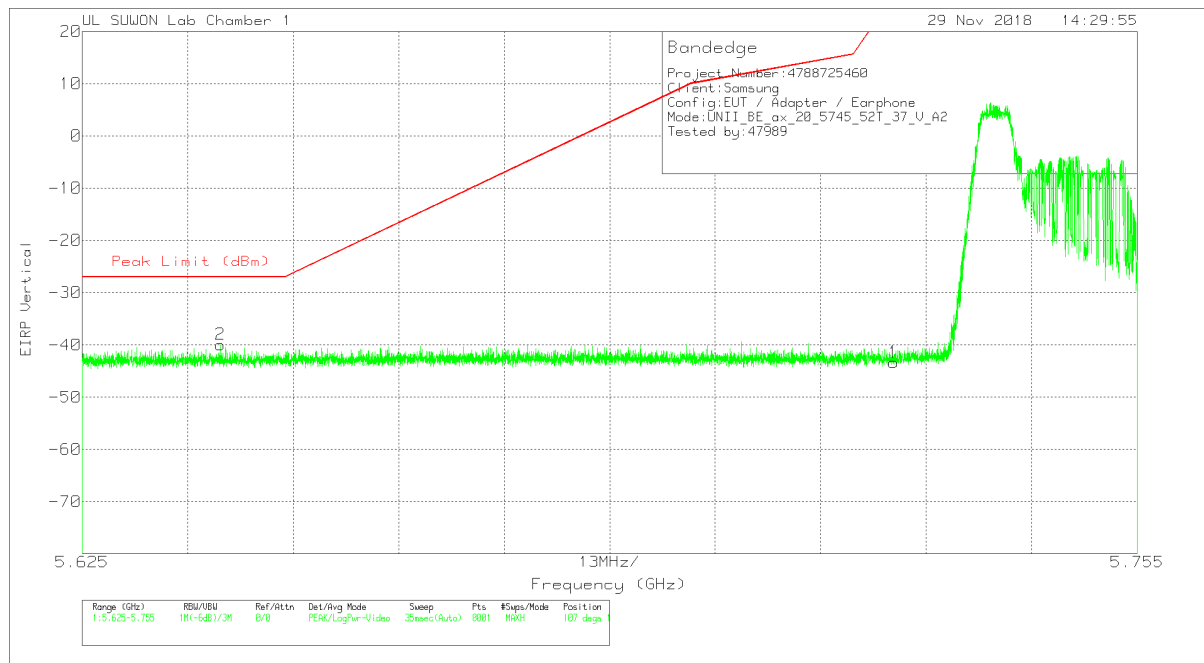
HORIZONTAL DATA

Trace Markers

Marker	Frequency (GHz)	Meter Reading (dBm)	Det	3117_00168717	10dB[dB]	Conversion Factor (dB)	DC Corr (dB)	Corrected Reading EIRP	Peak Limit (dBm)	PK Margin (dB)	Azimuth (Degs)	Height (cm)	Polarity
1	5.725	-67.33	Pk	34.8	-21.1	11.8	0	-41.83	26.97	-68.8	193	100	H
2	5.65	-65.29	Pk	34.7	-21.1	11.8	0	-39.89	-27	-12.89	193	100	H

Pk - Peak detector

VERTICAL PEAK PLOT



VERTICAL DATA

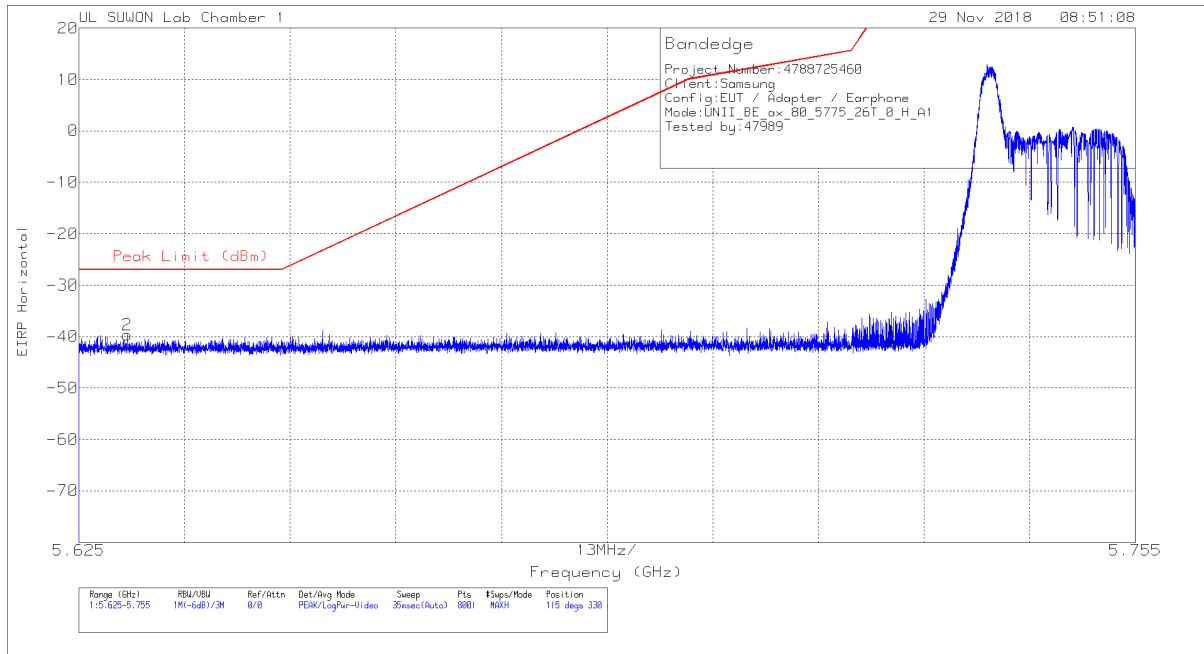
Trace Markers

Marker	Frequency (GHz)	Meter Reading (dBm)	Det	3117_00168717	10dB[dB]	Conversion Factor (dB)	DC Corr (dB)	Corrected Reading EIRP	Peak Limit (dBm)	PK Margin (dB)	Azimuth (Degs)	Height (cm)	Polarity
1	5.725	-68.84	Pk		-21.1	11.8	0	-43.34	26.97	-70.31	107	124	V
2	5.642	-65.33	Pk		-21.1	11.8	0	-39.93	-27	-12.93	107	124	V

Pk - Peak detector

26T RU mode (ANT_1 / HE80 / RU offset 0)

HORIZONTAL PEAK PLOT



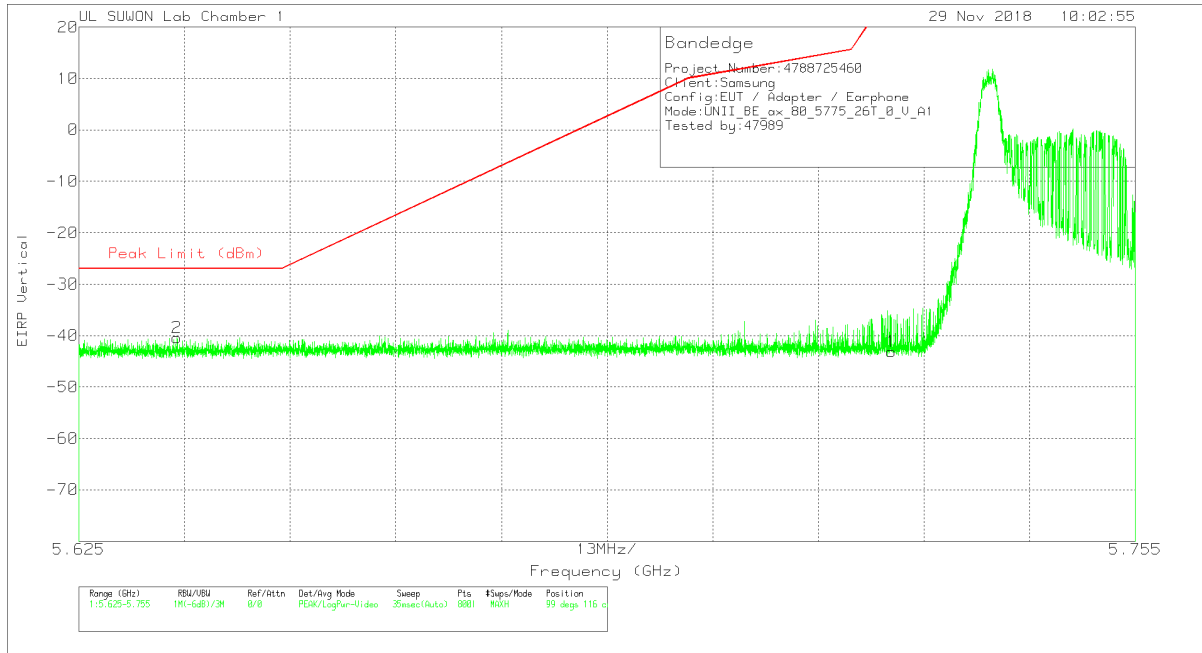
HORIZONTAL DATA

Trace Markers

Marker	Frequency (GHz)	Meter Reading (dBm)	Det	3117_00168717	10dB[dB]	Conversion Factor (dB)	DC Corr (dB)	Corrected Reading EIRP	Peak Limit (dBm)	PK Margin (dB)	Azimuth (Degs)	Height (cm)	Polarity
1	5.725	-66.4	Pk	34.8	-21.1	11.8	0	-40.9	26.97	-67.87	115	330	H
2	5.631	-65.09	Pk	34.7	-21.1	11.8	0	-39.69	-27	-12.69	115	330	H

Pk - Peak detector

VERTICAL PEAK PLOT



VERTICAL DATA

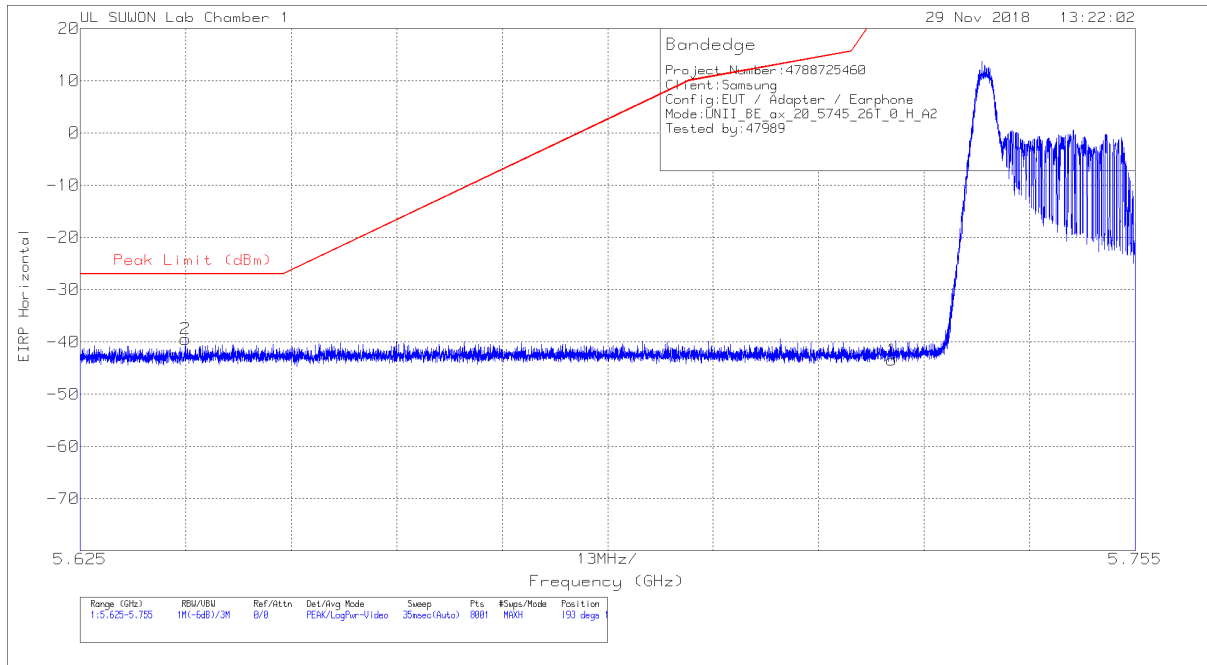
Trace Markers

Marker	Frequency (GHz)	Meter Reading (dBm)	Det	3117_00168717	10dB[dB]	Conversion Factor (dB)	DC Corr (dB)	Corrected Reading EIRP	Peak Limit (dBm)	PK Margin (dB)	Azimuth (Degs)	Height (cm)	Polarity
1	5.725	-68.62	Pk	34.8	-21.1	11.8	0	-43.12	26.97	-70.09	99	116	V
2	5.637	-65.83	Pk	34.7	-21.1	11.8	0	-40.43	-27	-13.43	99	116	V

Pk - Peak detector

26T RU mode (ANT_2 / HE20 / RU offset 0)

HORIZONTAL PEAK PLOT



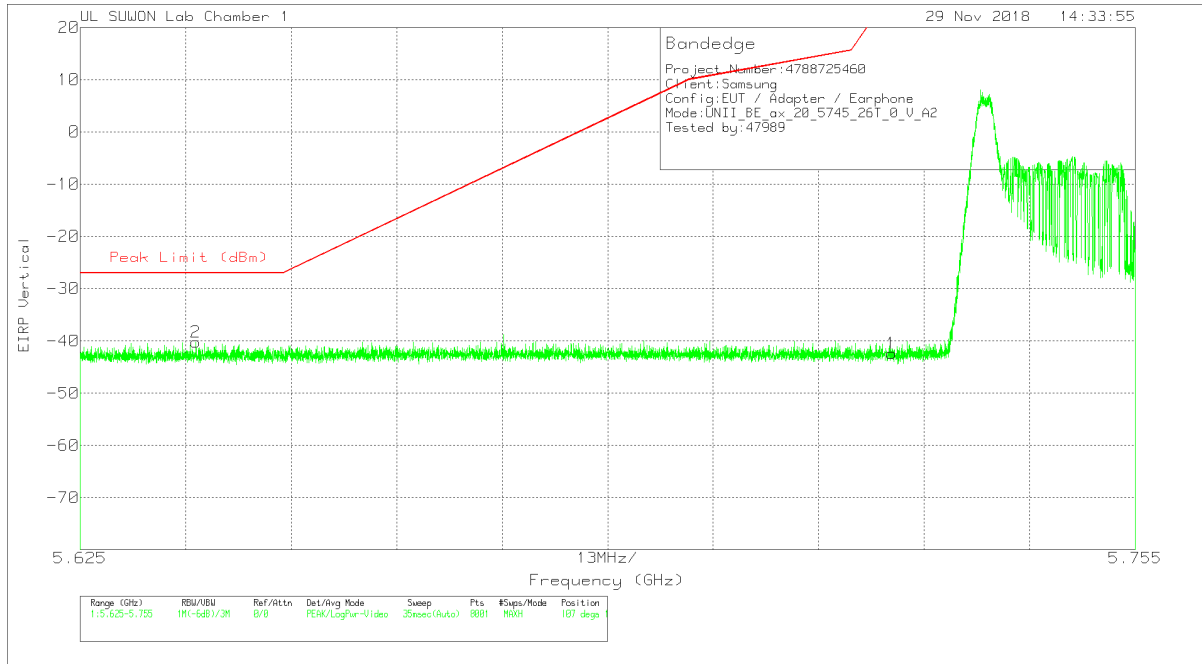
HORIZONTAL DATA

Trace Markers

Marker	Frequency (GHz)	Meter Reading (dBm)	Det	3117_00168717	10dB[dB]	Conversion Factor (dB)	DC Corr (dB)	Corrected Reading EIRP	Peak Limit (dBm)	PK Margin (dB)	Azimuth (Degs)	Height (cm)	Polarity
1	5.725	-69.01	Pk	34.8	-21.1	11.8	0	-43.51	26.97	-70.48	193	100	H
2	5.638	-64.83	Pk	34.7	-21.1	11.8	0	-39.43	-27	-12.43	193	100	H

Pk - Peak detector

VERTICAL PEAK PLOT



VERTICAL DATA

Trace Markers

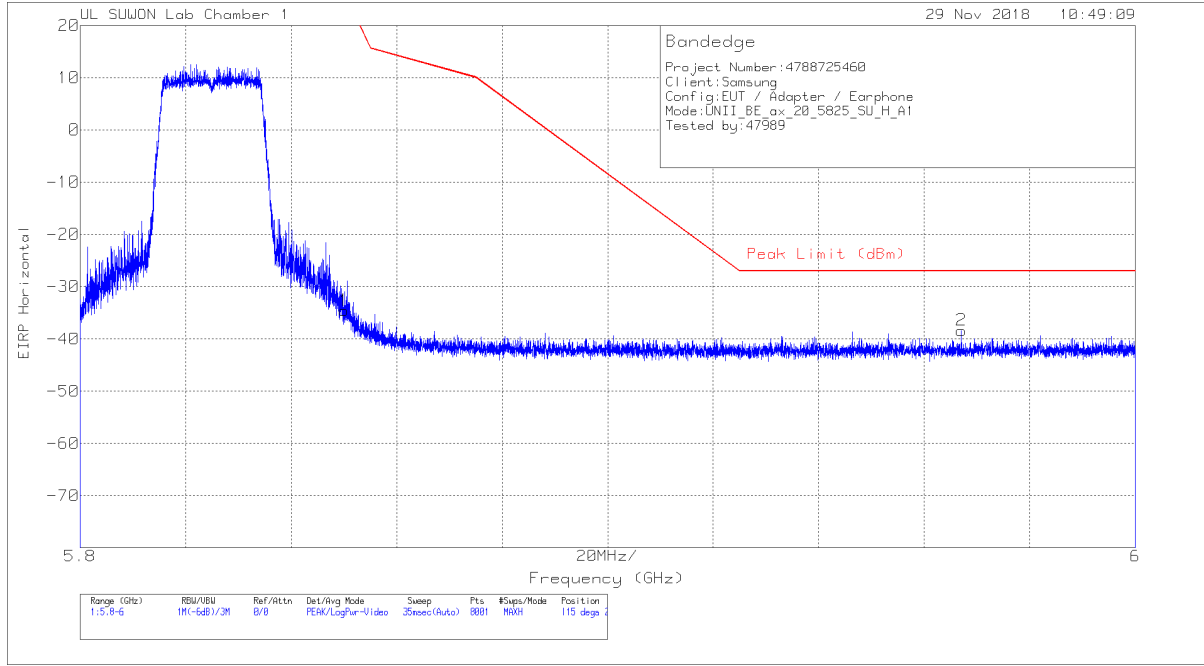
Marker	Frequency (GHz)	Meter Reading (dBm)	Det	3117_00168717	10dB[dB]	Conversion Factor (dB)	DC Corr (dB)	Corrected Reading EIRP	Peak Limit (dBm)	PK Margin (dB)	Azimuth (Degs)	Height (cm)	Polarity
1	5.725	-67.89	Pk	34.8	-21.1	11.8	0	-42.39	26.97	-69.36	107	124	V
2	5.639	-65.62	Pk	34.7	-21.1	11.8	0	-40.22	-27	-13.22	107	124	V

Pk - Peak detector

BANDEDGE (HIGH CHANNEL)

HE20 SU mode (ANT_1)

HORIZONTAL PEAK PLOT



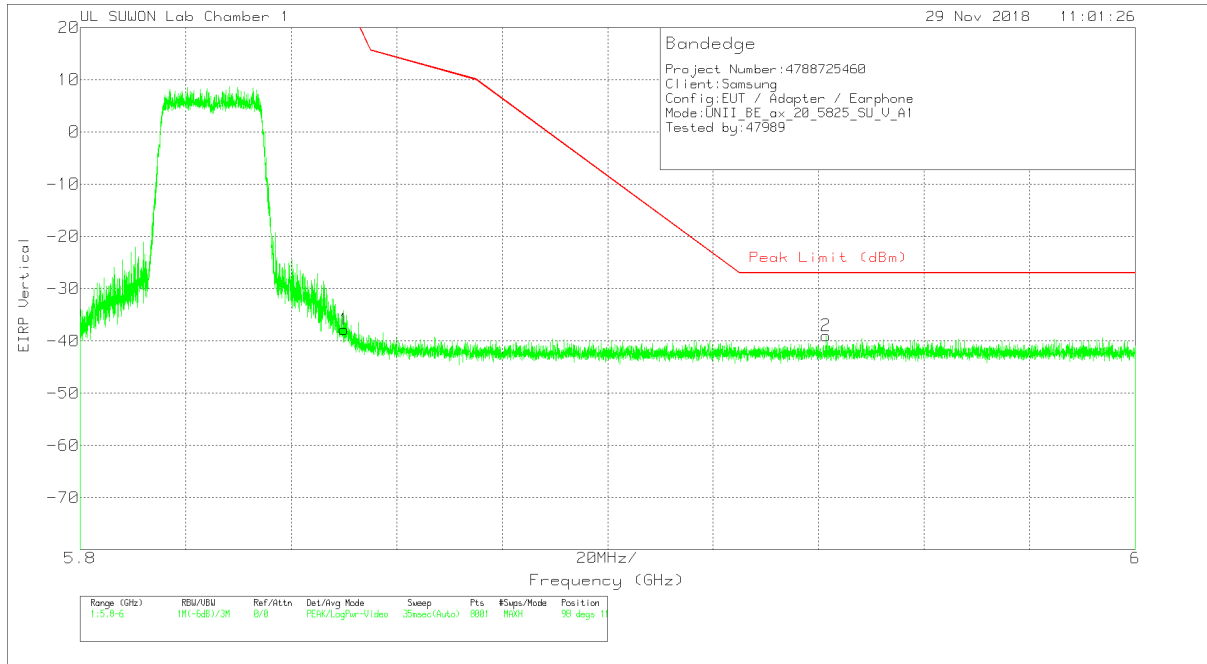
HORIZONTAL DATA

Trace Markers

Marker	Frequency (GHz)	Meter Reading (dBm)	Det	3117_00168717	10dB(dB)	Conversion Factor (dB)	DC Corr (dB)	Corrected Reading EIRP	Peak Limit (dBm)	PK Margin (dB)	Azimuth (Degs)	Height (cm)	Polarity
1	5.85	-60.35	Pk	35	-21	11.8	0	-34.55	26.94	-61.49	115	279	H
2	5.967	-64.57	Pk	35.1	-20.7	11.8	0	-38.37	-27	-11.37	115	279	H

Pk - Peak detector

VERTICAL PEAK PLOT



VERTICAL DATA

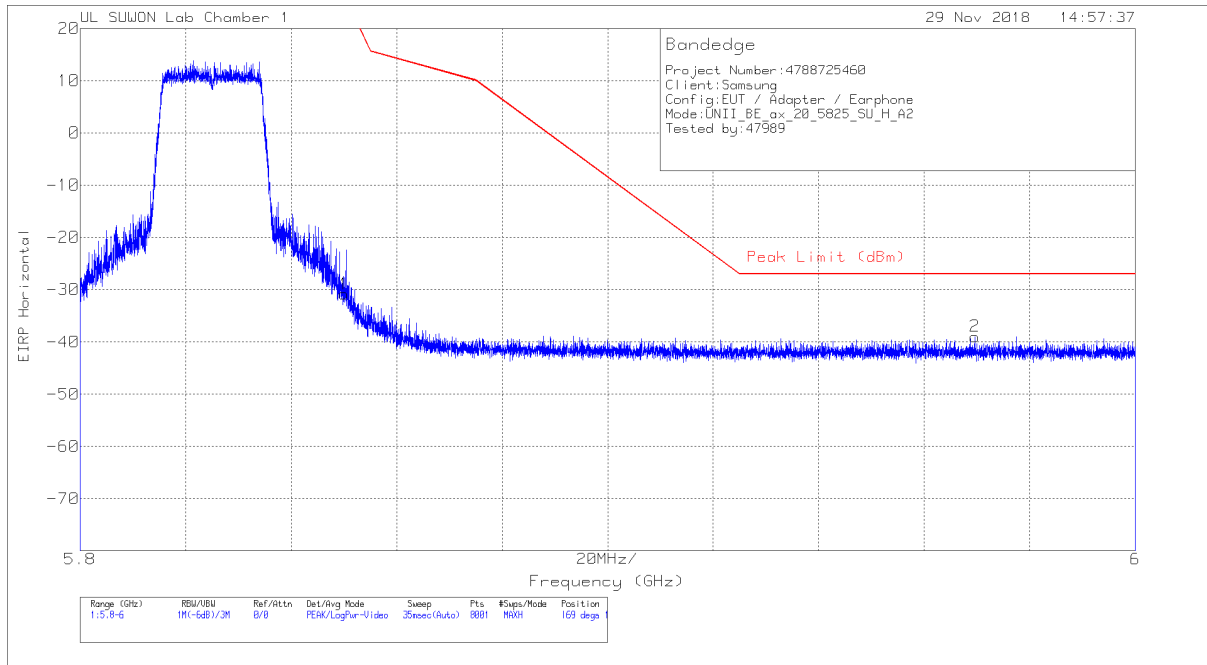
Trace Markers

Marker	Frequency (GHz)	Meter Reading (dBm)	Det	3117_00168717	10dB(dB)	Conversion Factor (dB)	DC Corr (dB)	Corrected Reading EIRP	Peak Limit (dBm)	PK Margin (dB)	Azimuth (Degs)	Height (cm)	Polarity
1	5.85	-63.65	Pk	35	-21	11.8	0	-37.85	26.94	-64.79	98	112	V
2	5.941	-65.08	Pk	35.1	-20.8	11.8	0	-38.98	-27	-11.98	98	112	V

Pk - Peak detector

HE20 SU mode (ANT_2)

HORIZONTAL PEAK PLOT



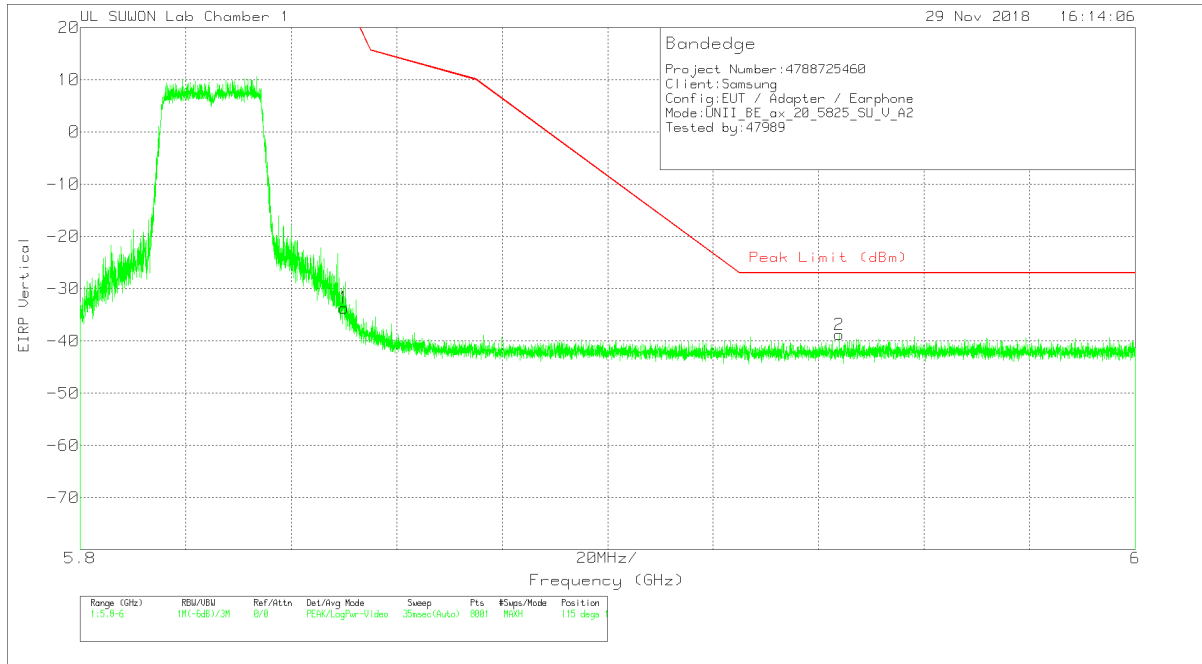
HORIZONTAL DATA

Trace Markers

Marker	Frequency (GHz)	Meter Reading (dBm)	Det	3117_00168717	10dB[dB]	Conversion Factor (dB)	DC Corr (dB)	Corrected Reading EIRP	Peak Limit (dBm)	PK Margin (dB)	Azimuth (Degs)	Height (cm)	Polarity
1	5.85	-56.64	Pk	35	-21	11.8	0	-30.84	26.94	-57.78	169	100	H
2	5.97	-65.17	Pk	35.1	-20.7	11.8	0	-38.97	-27	-11.97	169	100	H

Pk - Peak detector

VERTICAL PEAK PLOT



VERTICAL DATA

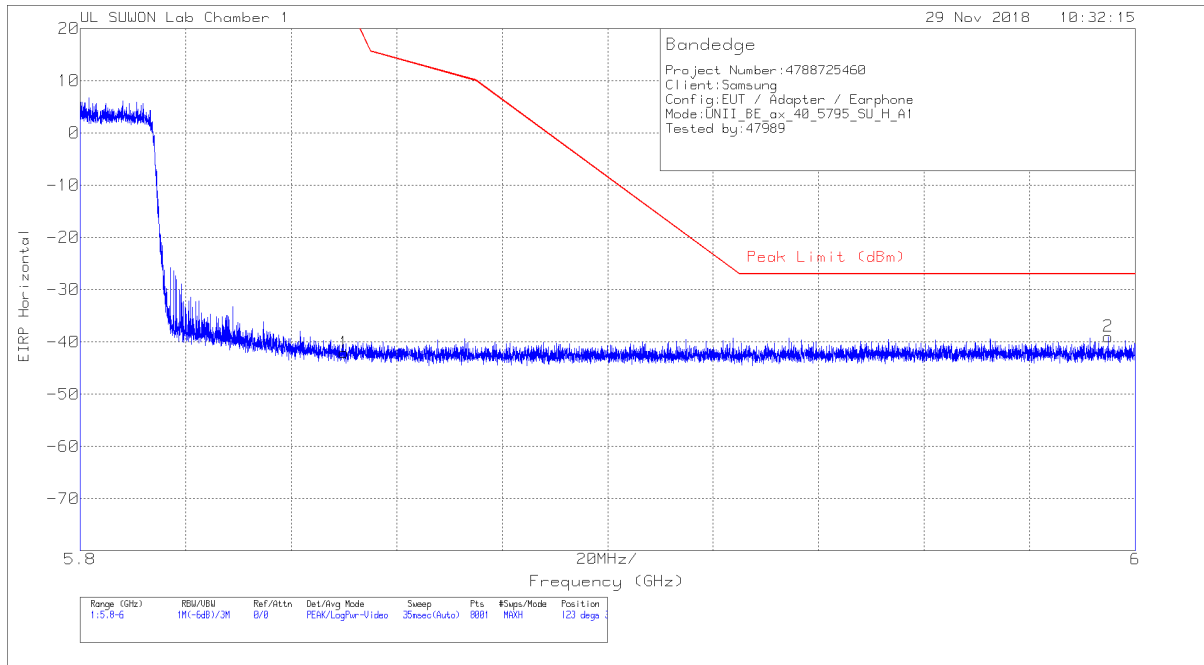
Trace Markers

Marker	Frequency (GHz)	Meter Reading (dBm)	Det	3117_00168717	10dB(dB)	Conversion Factor (dB)	DC Corr (dB)	Corrected Reading EIRP	Peak Limit (dBm)	PK Margin (dB)	Azimuth (Degs)	Height (cm)	Polarity
1	5.85	-59.48	Pk	35	-21	11.8	0	-33.68	26.94	-60.62	115	123	V
2	5.944	-64.9	Pk	35.1	-20.8	11.8	0	-38.8	-27	-11.8	115	123	V

Pk - Peak detector

HE40 SU mode (ANT_1)

HORIZONTAL PEAK PLOT



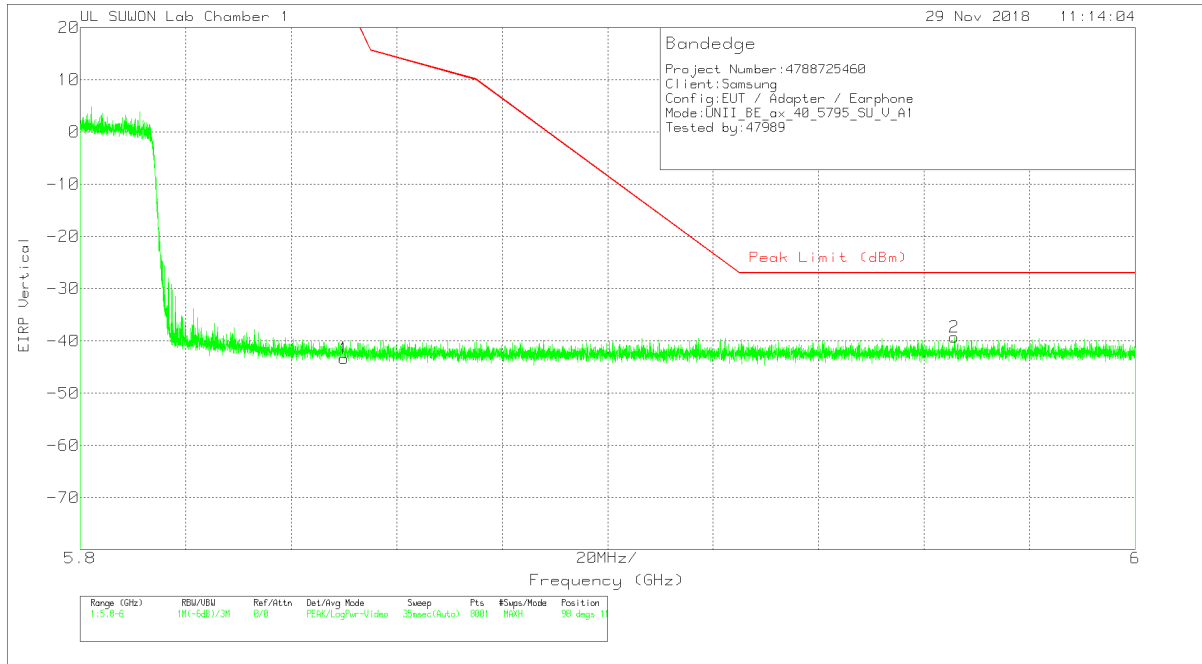
HORIZONTAL DATA

Trace Markers

Marker	Frequency (GHz)	Meter Reading (dBm)	Det	3117_00168717	10dB[dB]	Conversion Factor (dB)	DC Corr (dB)	Corrected Reading EIRP	Peak Limit (dBm)	PK Margin (dB)	Azimuth (Degs)	Height (cm)	Polarity
1	5.85	-67.86	Pk	35	-21	11.8	0	-42.06	26.94	-69	123	353	H
2	5.995	-65.17	Pk	35.1	-20.7	11.8	0	-38.97	-27	-11.97	123	353	H

Pk - Peak detector

VERTICAL PEAK PLOT



VERTICAL DATA

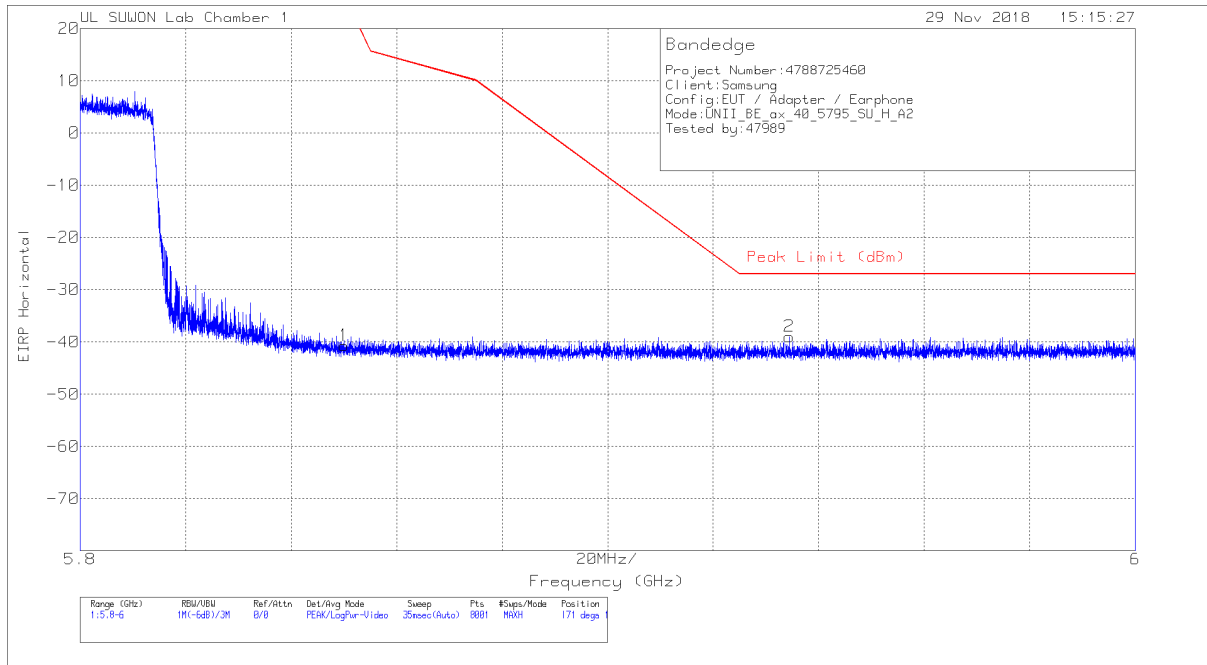
Trace Markers

Marker	Frequency (GHz)	Meter Reading (dBm)	Det	3117_00168717	10dB[dB]	Conversion Factor (dB)	DC Corr (dB)	Corrected Reading EIRP	Peak Limit (dBm)	PK Margin (dB)	Azimuth (Degs)	Height (cm)	Polarity
1	5.85	-69.14	Pk	35	-21	11.8	0	-43.34	26.94	-70.28	98	112	V
2	5.966	-65.46	Pk	35.1	-20.7	11.8	0	-39.26	-27	-12.26	98	112	V

Pk - Peak detector

HE40 SU mode (ANT_2)

HORIZONTAL PEAK PLOT



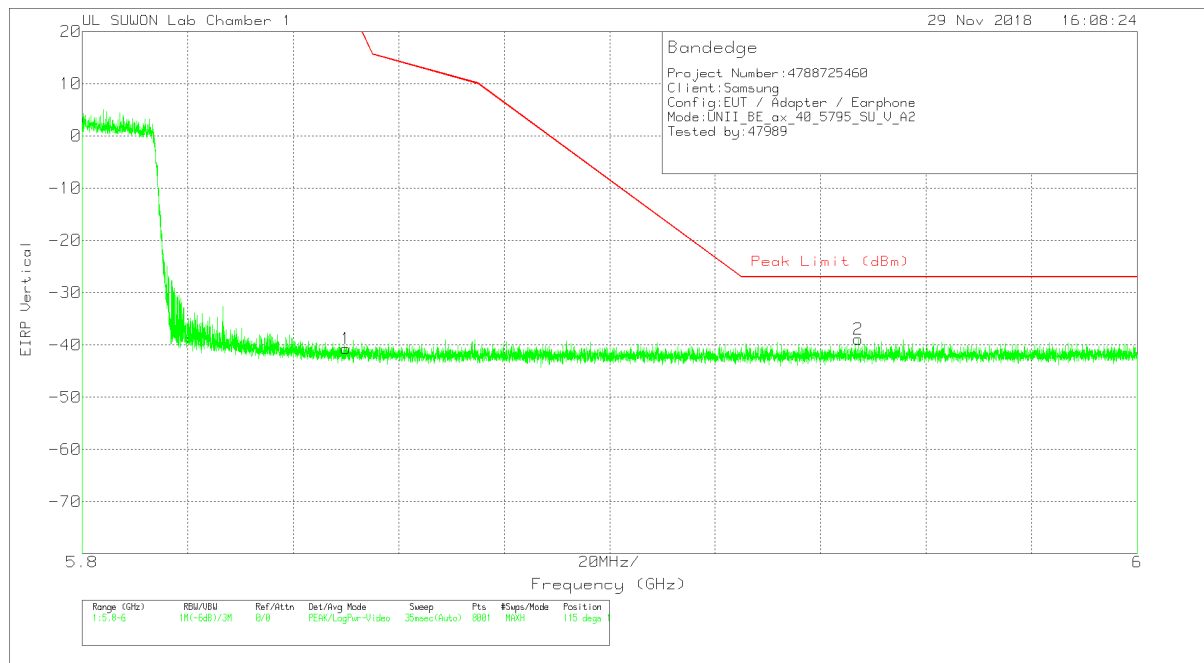
HORIZONTAL DATA

Trace Markers

Marker	Frequency (GHz)	Meter Reading (dBm)	Det	3117_00168717	10dB[dB]	Conversion Factor (dB)	DC Corr (dB)	Corrected Reading EIRP	Peak Limit (dBm)	PK Margin (dB)	Azimuth (Degs)	Height (cm)	Polarity
1	5.85	-66.47	Pk	35	-21	11.8	0	-40.67	26.94	-67.61	171	106	H
2	5.934	-65.07	Pk	35.1	-20.8	11.8	0	-38.97	-27	-11.97	171	106	H

Pk - Peak detector

VERTICAL PEAK PLOT



VERTICAL DATA

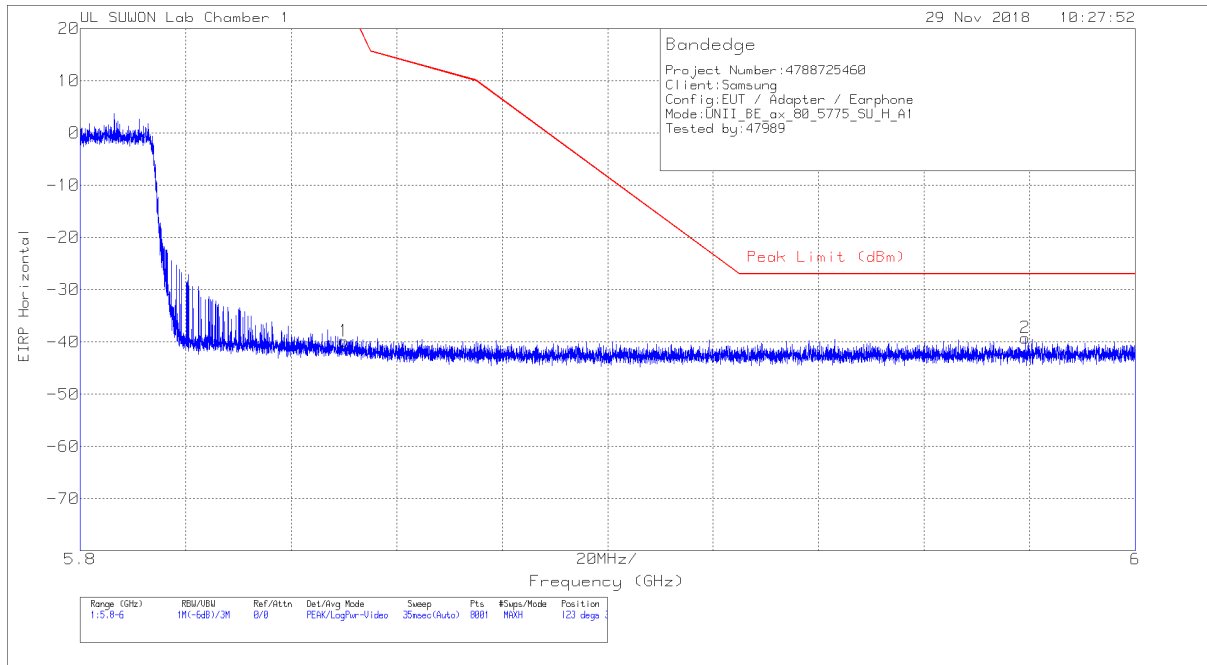
Trace Markers

Marker	Frequency (GHz)	Meter Reading (dBm)	Det	3117_00168717	10dB[dB]	Conversion Factor (dB)	DC Corr (dB)	Corrected Reading EIRP	Peak Limit (dBm)	PK Margin (dB)	Azimuth (Degs)	Height (cm)	Polarity
1	5.85	-66.53	Pk	35	-21	11.8	0	-40.73	26.94	-67.67	115	123	V
2	5.947	-65.12	Pk	35.1	-20.7	11.8	0	-38.92	-27	-11.92	115	123	V

Pk - Peak detector

HE80 SU mode (ANT_1)

HORIZONTAL PEAK PLOT



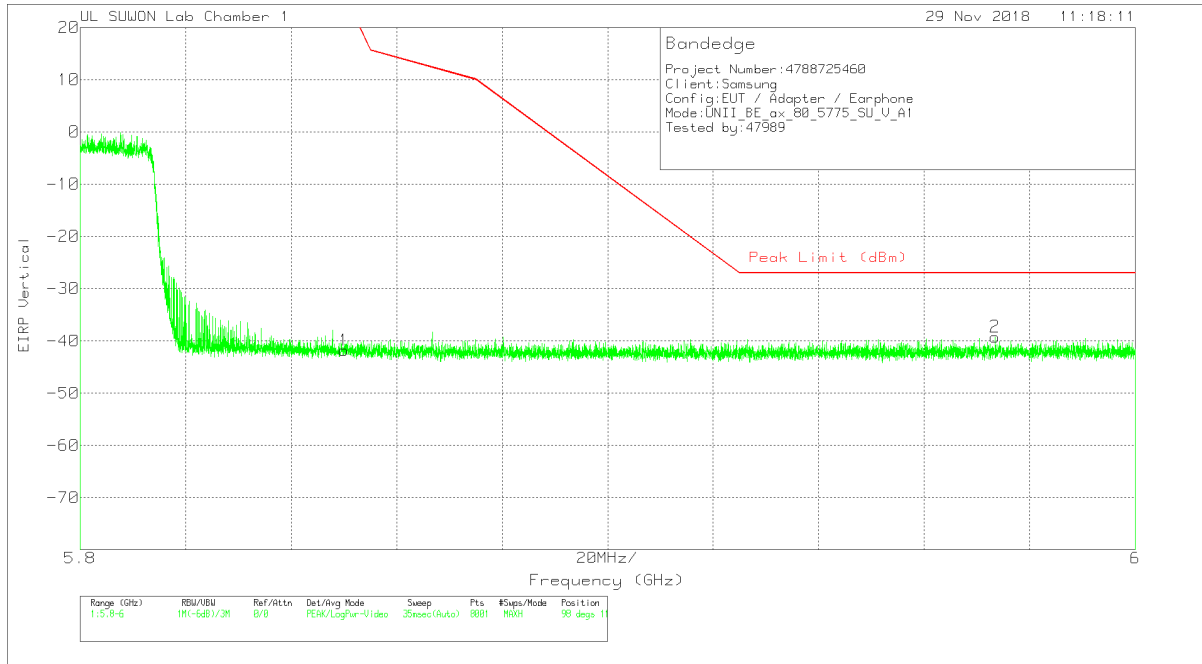
HORIZONTAL DATA

Trace Markers

Marker	Frequency (GHz)	Meter Reading (dBm)	Det	3117_00168717	10dB[dB]	Conversion Factor (dB)	DC Corr (dB)	Corrected Reading EIRP	Peak Limit (dBm)	PK Margin (dB)	Azimuth (Degs)	Height (cm)	Polarity
1	5.85	-65.62	Pk	35	-21	11.8	0	-39.82	26.94	-66.76	123	353	H
2	5.979	-65.41	Pk	35.1	-20.7	11.8	0	-39.21	-27	-12.21	123	353	H

Pk - Peak detector

VERTICAL PEAK PLOT



VERTICAL DATA

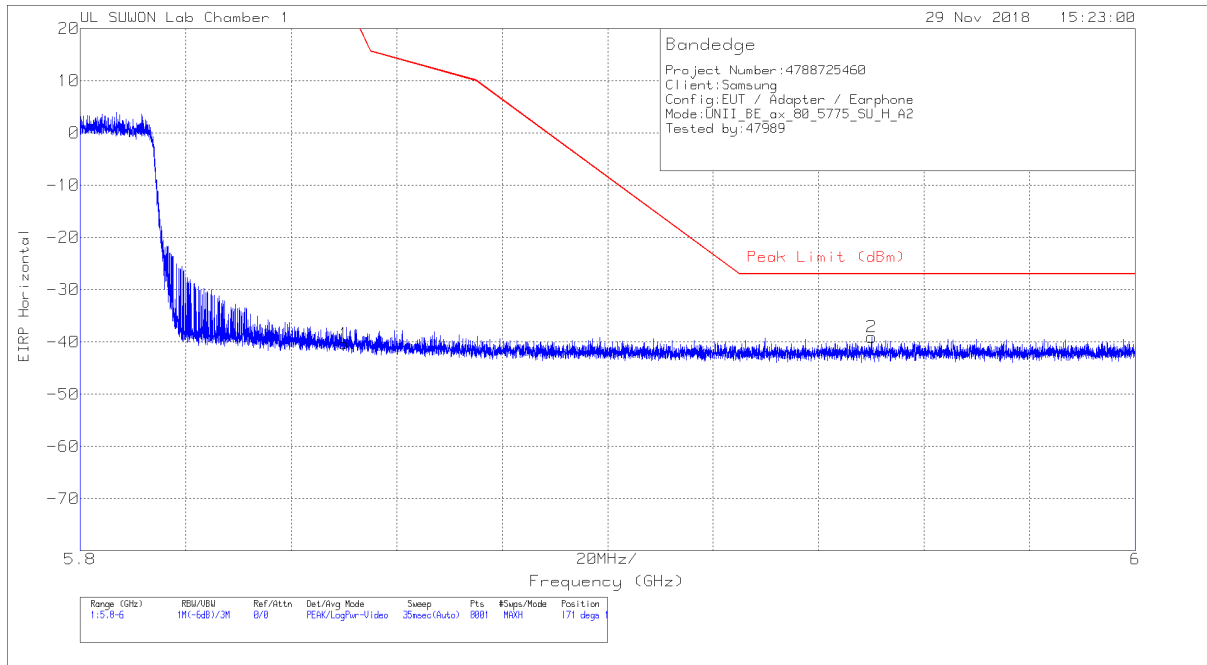
Trace Markers

Marker	Frequency (GHz)	Meter Reading (dBm)	Det	3117_00168717	10dB[dB]	Conversion Factor (dB)	DC Corr (dB)	Corrected Reading EIRP	Peak Limit (dBm)	PK Margin (dB)	Azimuth (Degs)	Height (cm)	Polarity
1	5.85	-67.62	Pk	35	-21	11.8	0	-41.82	26.94	-68.76	98	112	V
2	5.973	-65.42	Pk	35.1	-20.7	11.8	0	-39.22	-27	-12.22	98	112	V

Pk - Peak detector

HE80 SU mode (ANT_2)

HORIZONTAL PEAK PLOT



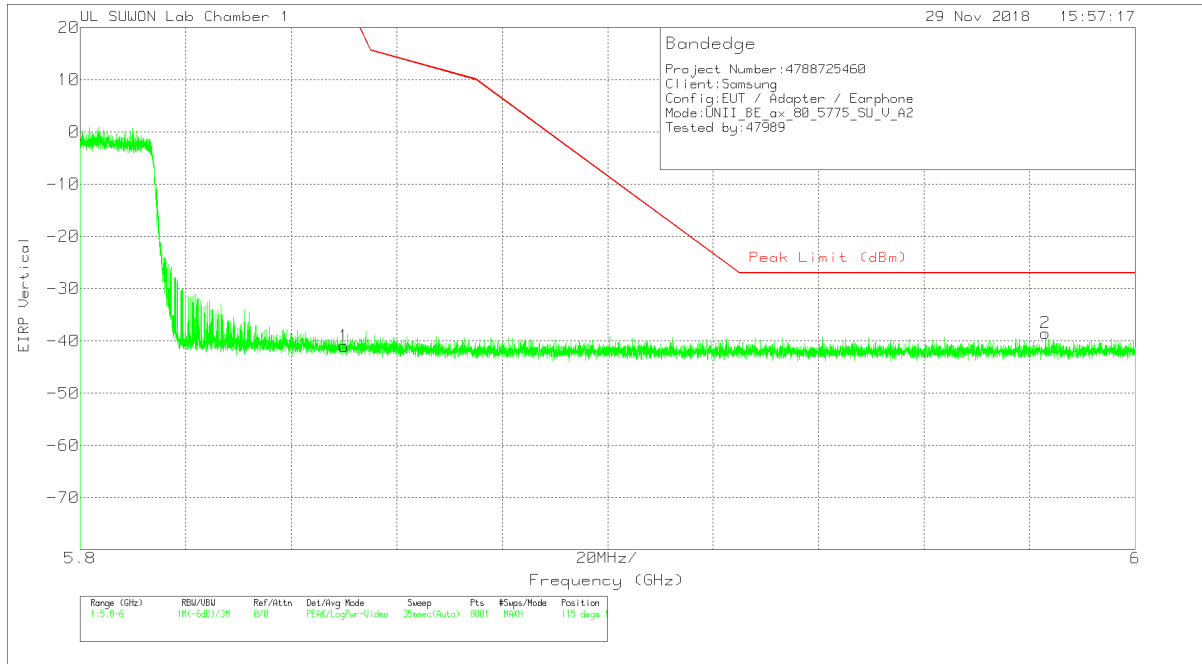
HORIZONTAL DATA

Trace Markers

Marker	Frequency (GHz)	Meter Reading (dBm)	Det	3117_00168717	10dB[dB]	Conversion Factor (dB)	DC Corr (dB)	Corrected Reading EIRP	Peak Limit (dBm)	PK Margin (dB)	Azimuth (Degs)	Height (cm)	Polarity
1	5.85	-66.16	Pk	35	-21	11.8	0	-40.36	26.94	-67.3	171	106	H
2	5.95	-65.17	Pk	35.1	-20.8	11.8	0	-39.07	-27	-12.07	171	106	H

Pk - Peak detector

VERTICAL PEAK PLOT



VERTICAL DATA

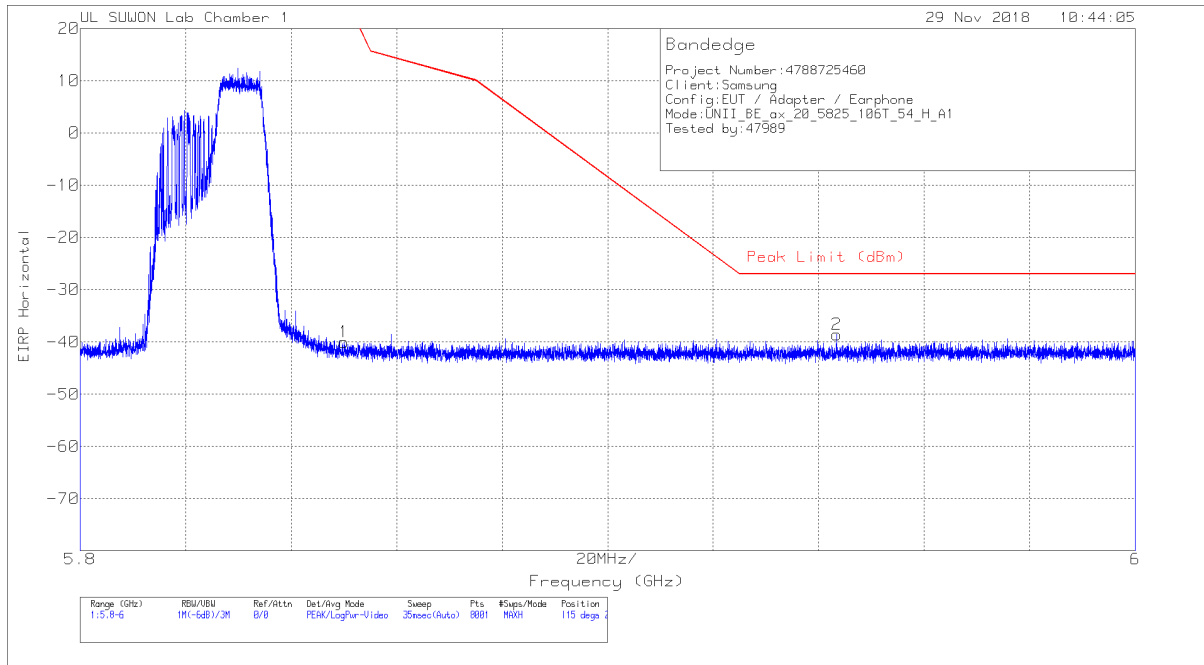
Trace Markers

Marker	Frequency (GHz)	Meter Reading (dBm)	Det	3117_00168717	10dB(dB)	Conversion Factor (dB)	DC Corr (dB)	Corrected Reading EIRP	Peak Limit (dBm)	PK Margin (dB)	Azimuth (Degs)	Height (cm)	Polarity
1	5.85	-66.79	Pk	35	-21	11.8	0	-40.99	26.94	-67.93	115	123	V
2	5.983	-64.69	Pk	35.1	-20.7	11.8	0	-38.49	-27	-11.49	115	123	V

Pk - Peak detector

106T RU mode (ANT_1 / HE20 / RU offset 54)

HORIZONTAL PEAK PLOT



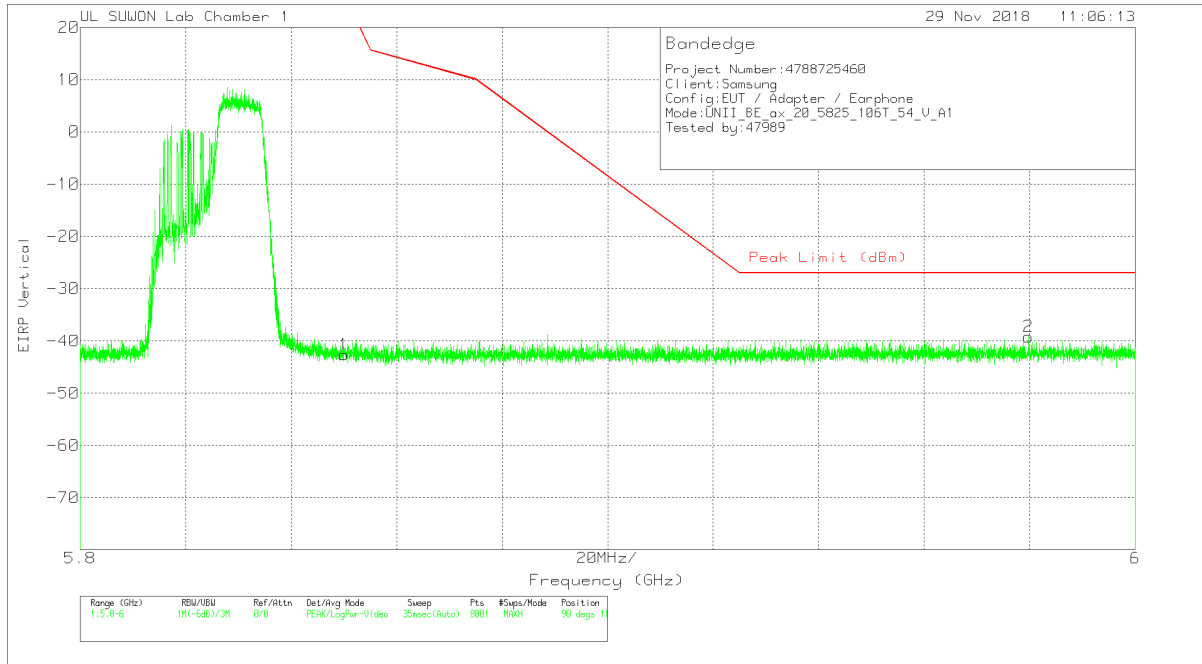
HORIZONTAL DATA

Trace Markers

Marker	Frequency (GHz)	Meter Reading (dBm)	Det	3117_00168717	10dB[dB]	Conversion Factor (dB)	DC Corr (dB)	Corrected Reading EIRP	Peak Limit (dBm)	PK Margin (dB)	Azimuth (Degs)	Height (cm)	Polarity
1	5.85	-65.84	Pk	35	-21	11.8	0	-40.04	26.94	-66.98	115	279	H
2	5.943	-64.69	Pk	35.1	-20.8	11.8	0	-38.59	-27	-11.59	115	279	H

Pk - Peak detector

VERTICAL PEAK PLOT



VERTICAL DATA

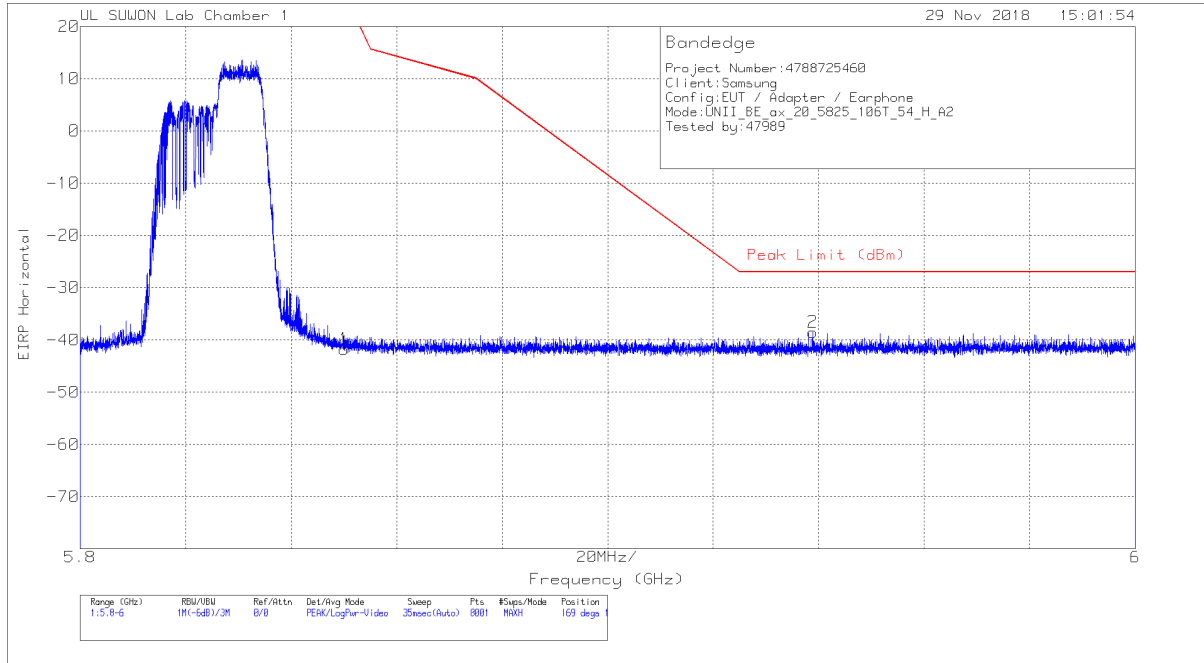
Trace Markers

Marker	Frequency (GHz)	Meter Reading (dBm)	Det	3117_00168717	10dB[dB]	Conversion Factor (dB)	DC Corr (dB)	Corrected Reading EIRP	Peak Limit (dBm)	PK Margin (dB)	Azimuth (Degs)	Height (cm)	Polarity
1	5.85	-68.45	Pk	35	-21	11.8	0	-42.65	26.94	-69.59	98	112	V
2	5.98	-65.38	Pk	35.1	-20.7	11.8	0	-39.18	-27	-12.18	98	112	V

Pk - Peak detector

106T RU mode (ANT_2 / HE20 / RU offset 54)

HORIZONTAL PEAK PLOT



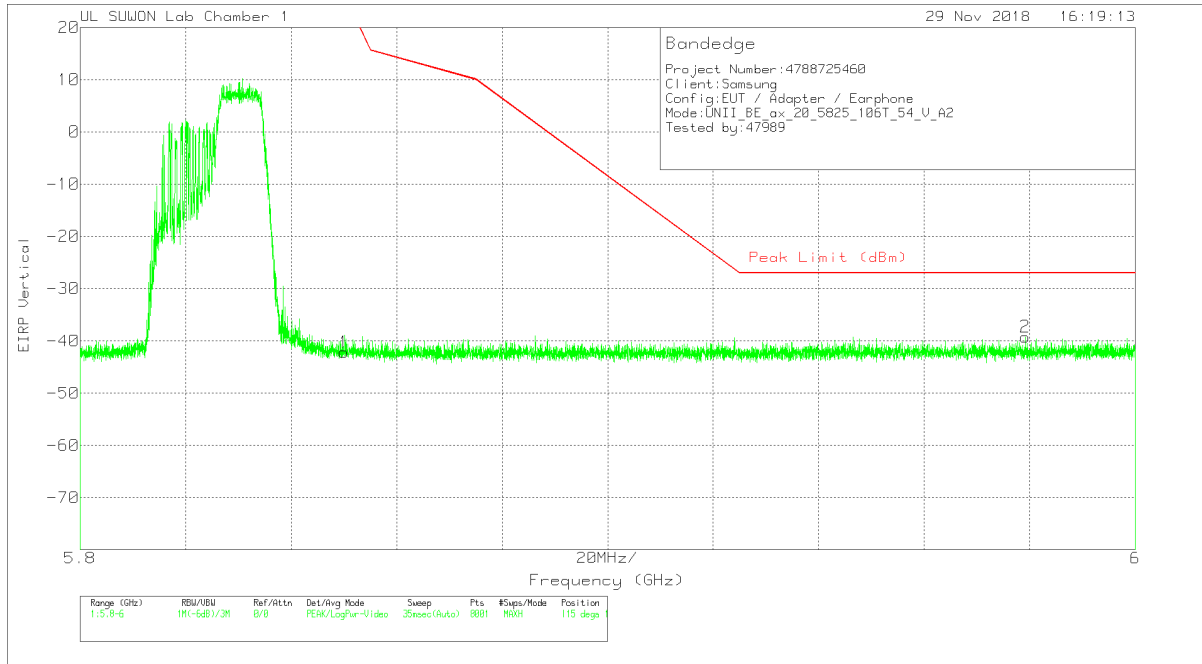
HORIZONTAL DATA

Trace Markers

Marker	Frequency (GHz)	Meter Reading (dBm)	Det	3117_00168717	10dB[dB]	Conversion Factor (dB)	DC Corr (dB)	Corrected Reading EIRP	Peak Limit (dBm)	PK Margin (dB)	Azimuth (Degs)	Height (cm)	Polarity
1	5.85	-67.54	Pk	35	-21	11.8	0	-41.74	26.94	-68.68	169	100	H
2	5.939	-64.6	Pk	35.1	-20.8	11.8	0	-38.5	-27	-11.5	169	100	H

Pk - Peak detector

VERTICAL PEAK PLOT



VERTICAL DATA

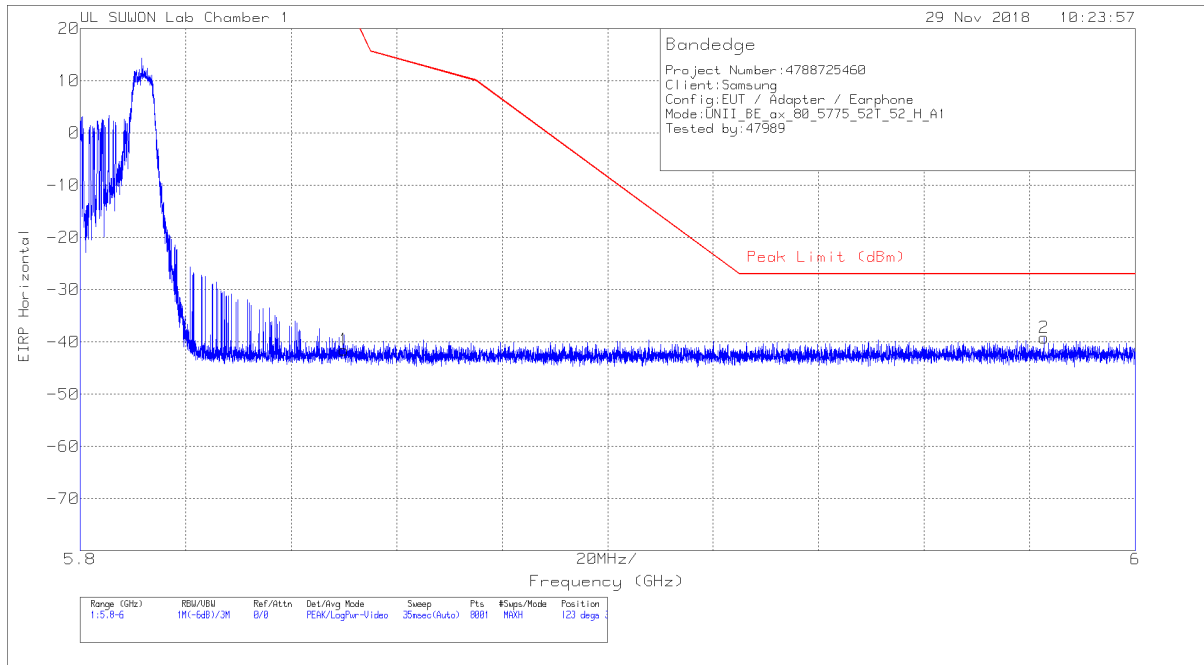
Trace Markers

Marker	Frequency (GHz)	Meter Reading (dBm)	Det	3117_00168717	10dB(dB)	Conversion Factor (dB)	DC Corr (dB)	Corrected Reading EIRP	Peak Limit (dBm)	PK Margin (dB)	Azimuth (Degs)	Height (cm)	Polarity
1	5.85	-67.96	Pk	35	-21	11.8	0	-42.16	26.94	-69.1	115	123	V
2	5.979	-65.42	Pk	35.1	-20.7	11.8	0	-39.22	-27	-12.22	115	123	V

Pk - Peak detector

52T RU mode (ANT_1 / HE80 / RU offset 52)

HORIZONTAL PEAK PLOT



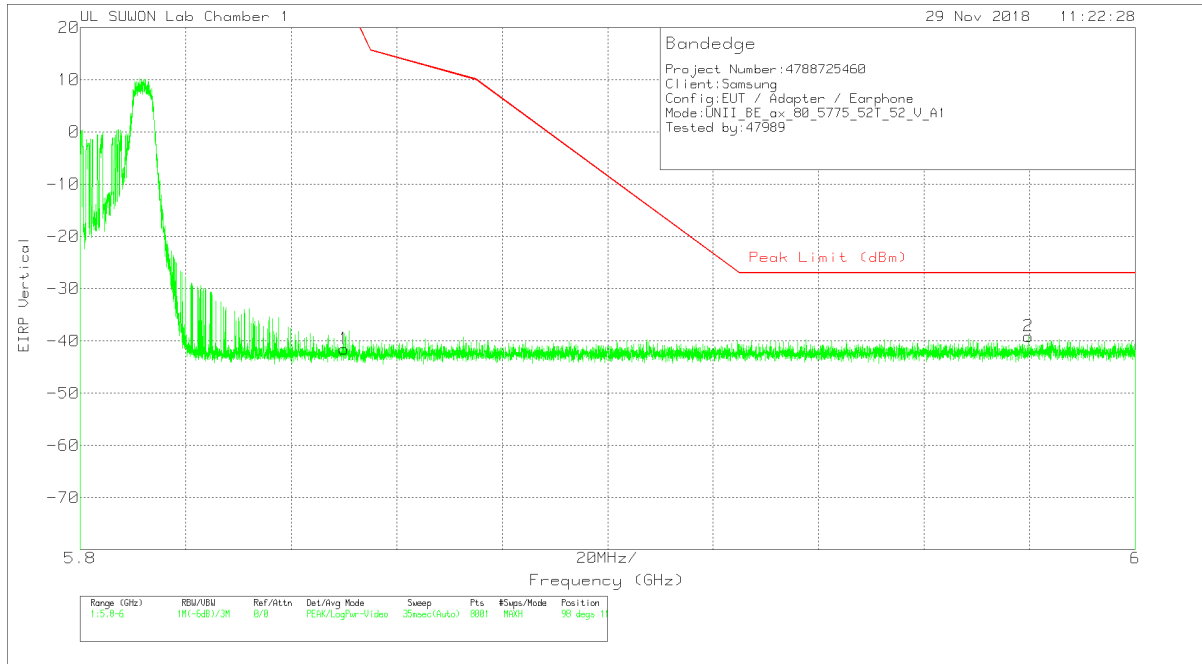
HORIZONTAL DATA

Trace Markers

Marker	Frequency (GHz)	Meter Reading (dBm)	Det	3117_00168717	10dB[dB]	Conversion Factor (dB)	DC Corr (dB)	Corrected Reading EIRP	Peak Limit (dBm)	PK Margin (dB)	Azimuth (Degs)	Height (cm)	Polarity
1	5.85	-67.33	Pk	35	-21	11.8	0	-41.53	26.94	-68.47	123	353	H
2	5.983	-65.38	Pk	35.1	-20.7	11.8	0	-39.18	-27	-12.18	123	353	H

Pk - Peak detector

VERTICAL PEAK PLOT



VERTICAL DATA

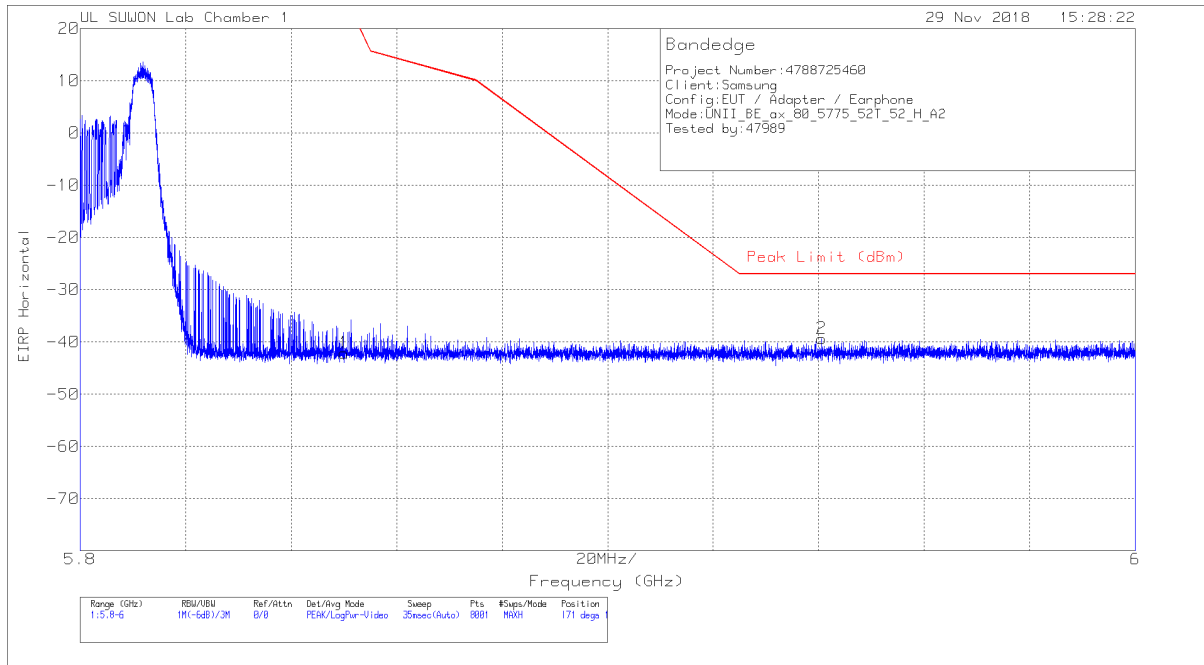
Trace Markers

Marker	Frequency (GHz)	Meter Reading (dBm)	Det	3117_00168717	10dB[dB]	Conversion Factor (dB)	DC Corr (dB)	Corrected Reading EIRP	Peak Limit (dBm)	PK Margin (dB)	Azimuth (Degs)	Height (cm)	Polarity
1	5.85	-67.33	Pk	35	-21	11.8	0	-41.53	26.94	-68.47	98	112	V
2	5.98	-65.29	Pk	35.1	-20.7	11.8	0	-39.09	-27	-12.09	98	112	V

Pk - Peak detector

52T RU mode (ANT_2 / HE80 / RU offset 52)

HORIZONTAL PEAK PLOT



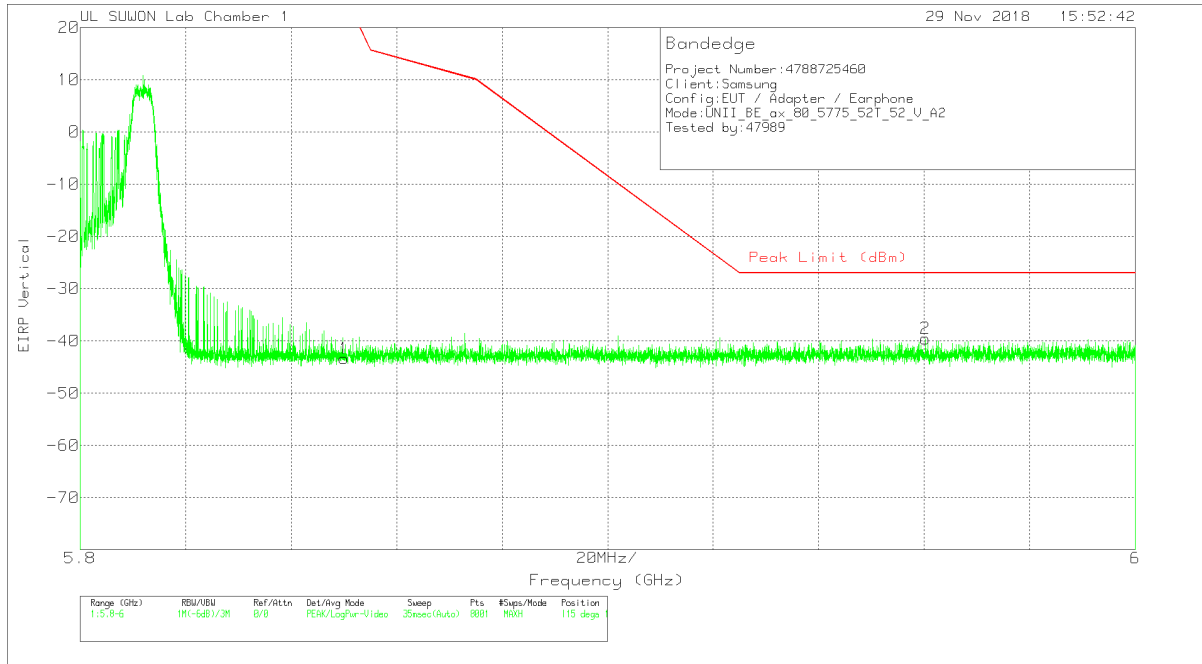
HORIZONTAL DATA

Trace Markers

Marker	Frequency (GHz)	Meter Reading (dBm)	Det	3117_00168717	10dB[dB]	Conversion Factor (dB)	DC Corr (dB)	Corrected Reading EIRP	Peak Limit (dBm)	PK Margin (dB)	Azimuth (Degs)	Height (cm)	Polarity
1	5.85	-67.92	Pk	35	-21	11.8	0	-42.12	26.94	-69.06	171	106	H
2	5.941	-65.44	Pk	35.1	-20.8	11.8	0	-39.34	-27	-12.34	171	106	H

Pk - Peak detector

VERTICAL PEAK PLOT



VERTICAL DATA

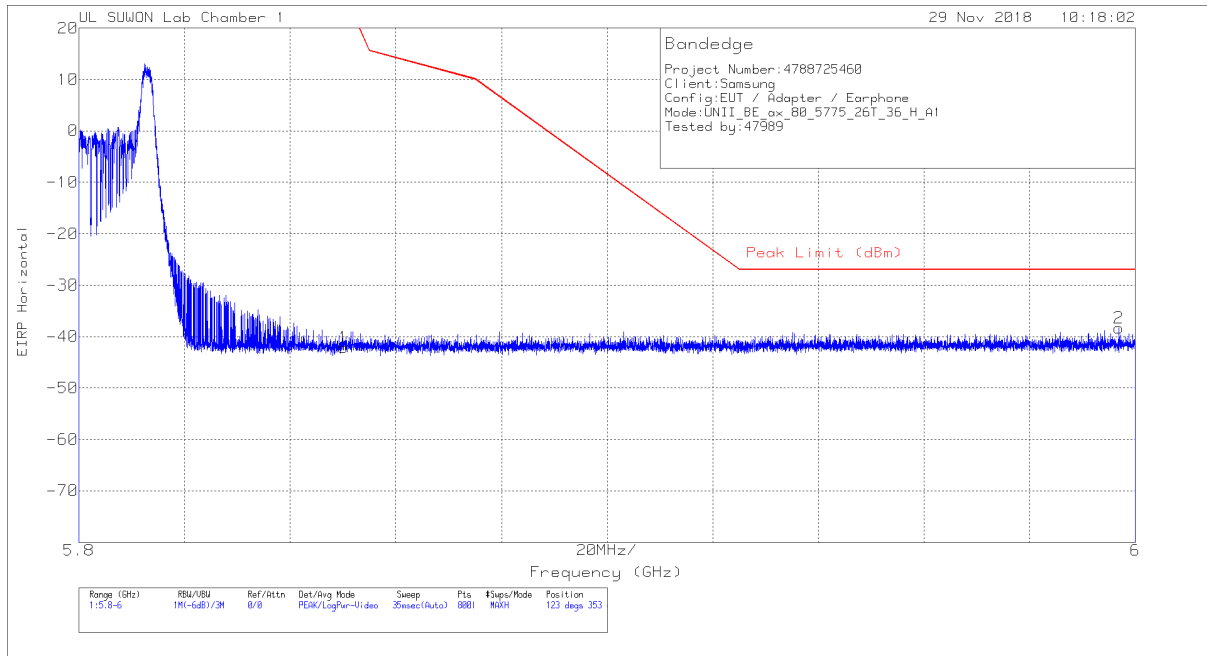
Trace Markers

Marker	Frequency (GHz)	Meter Reading (dBm)	Det	3117_00168717	10dB[dB]	Conversion Factor (dB)	DC Corr (dB)	Corrected Reading EIRP	Peak Limit (dBm)	PK Margin (dB)	Azimuth (Degs)	Height (cm)	Polarity
1	5.85	-69.15	Pk	35	-21	11.8	0	-43.35	26.94	-70.29	115	123	V
2	5.96	-65.76	Pk	35.1	-20.7	11.8	0	-39.56	-27	-12.56	115	123	V

Pk - Peak detector

26T RU mode (ANT_1 / HE80 / RU offset 36)

HORIZONTAL PEAK PLOT



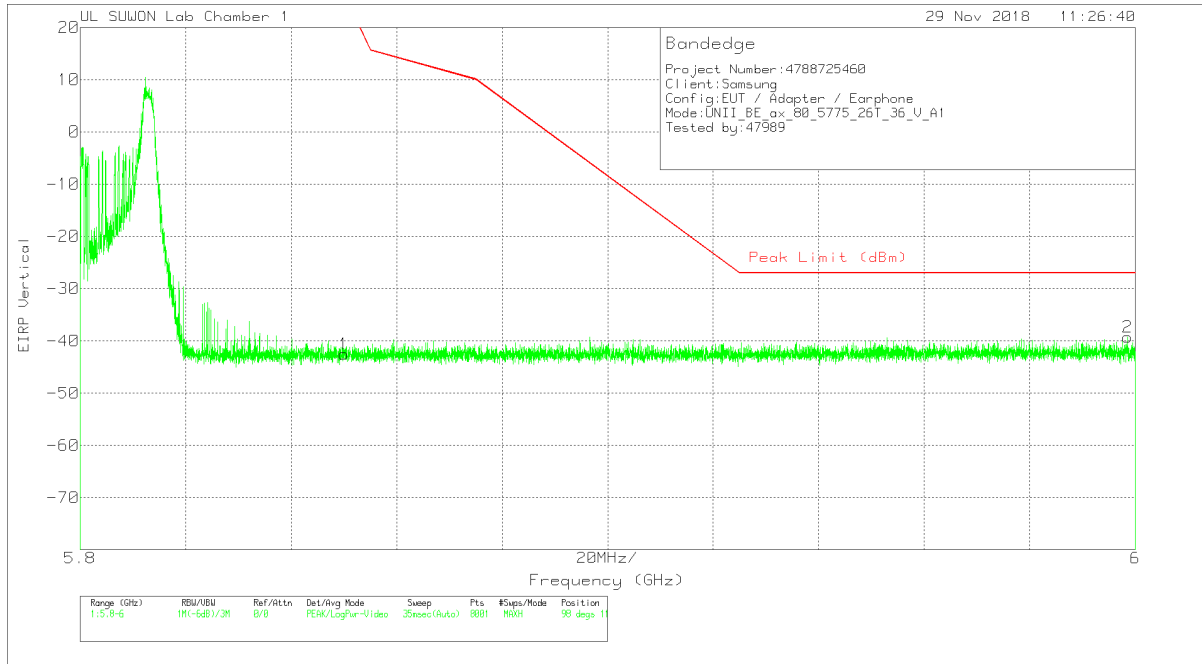
HORIZONTAL DATA

Trace Markers

Marker	Frequency (GHz)	Meter Reading (dBm)	Det	3117_00168717	10dB[dB]	Conversion Factor (dB)	DC Corr (dB)	Corrected Reading EIRP	Peak Limit (dBm)	PK Margin (dB)	Azimuth (Degs)	Height (cm)	Polarity
1	5.85	-67.93	Pk	35	-21	11.8	0	-42.13	26.94	-69.07	123	353	H
2	5.997	-64.5	Pk	35.1	-20.7	11.8	0	-38.3	-27	-11.3	123	353	H

Pk - Peak detector

VERTICAL PEAK PLOT



VERTICAL DATA

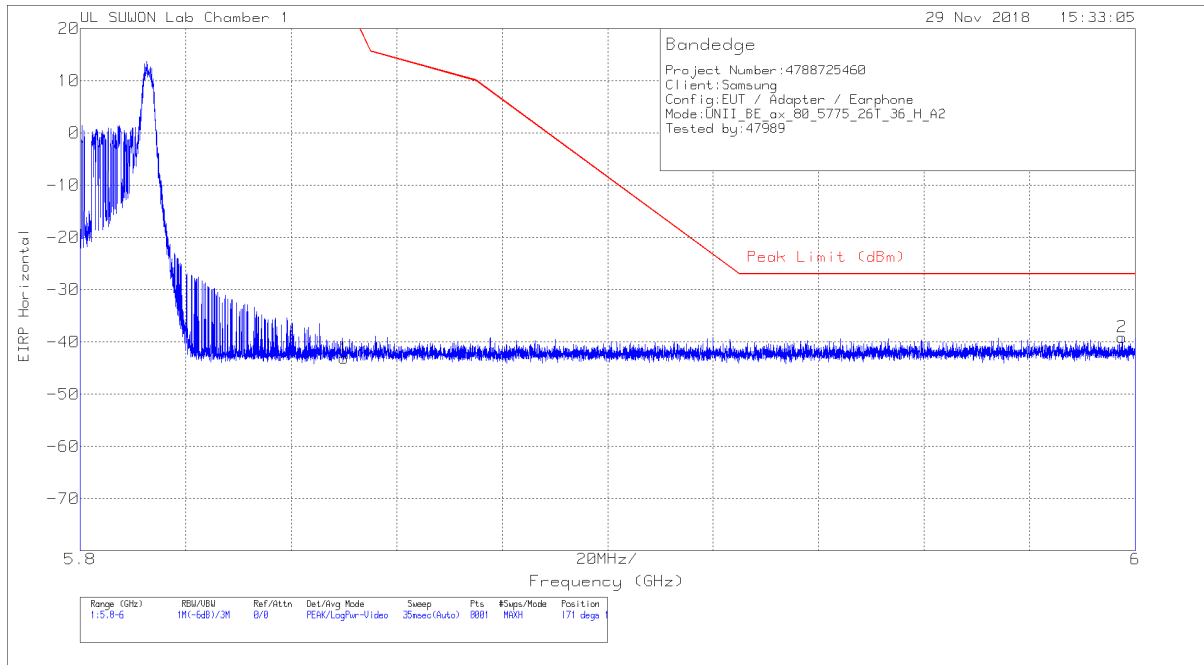
Trace Markers

Marker	Frequency (GHz)	Meter Reading (dBm)	Det	3117_00168717	10dB(dB)	Conversion Factor (dB)	DC Corr (dB)	Corrected Reading EIRP	Peak Limit (dBm)	PK Margin (dB)	Azimuth (Degs)	Height (cm)	Polarity
1	5.85	-68.35	Pk	35	-21	11.8	0	-42.55	26.94	-69.49	98	112	V
2	5.999	-65.59	Pk	35.1	-20.6	11.8	0	-39.29	-27	-12.29	98	112	V

Pk - Peak detector

26T RU mode (ANT_2 / HE80 / RU offset 36)

HORIZONTAL PEAK PLOT



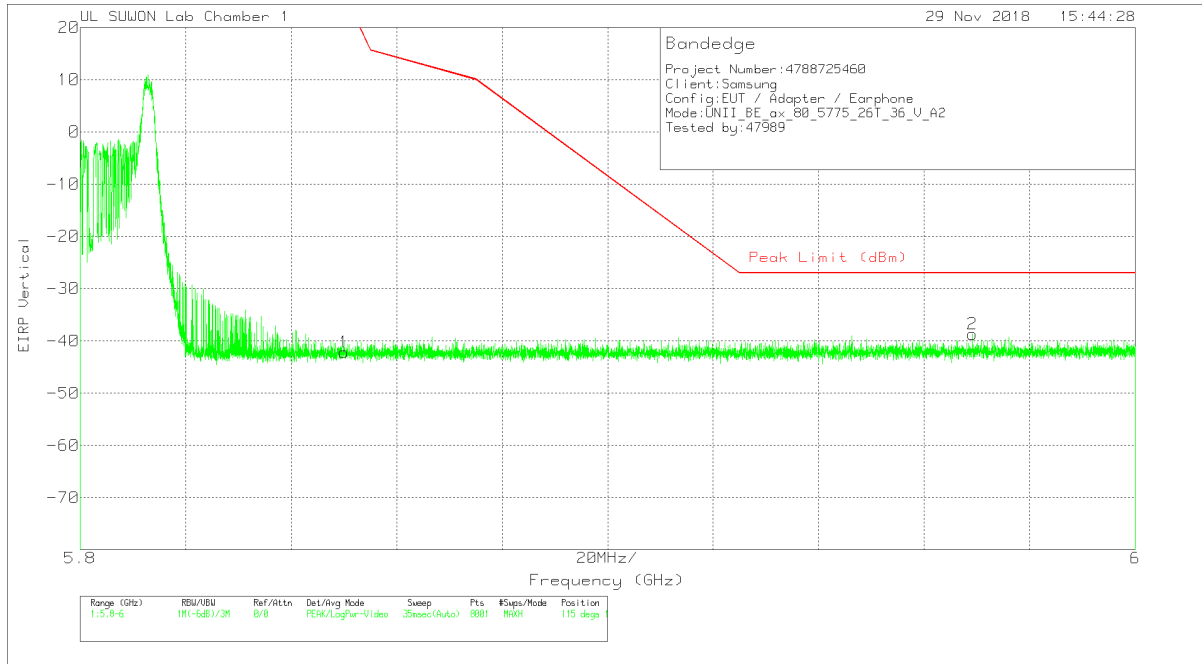
HORIZONTAL DATA

Trace Markers

Marker	Frequency (GHz)	Meter Reading (dBm)	Det	3117_00168717	10dB[dB]	Conversion Factor (dB)	DC Corr (dB)	Corrected Reading EIRP	Peak Limit (dBm)	PK Margin (dB)	Azimuth (Degs)	Height (cm)	Polarity
1	5.85	-68.94	Pk	35	-21	11.8	0	-43.14	26.94	-70.08	171	106	H
2	5.998	-65.29	Pk	35.1	-20.7	11.8	0	-39.09	-27	-12.09	171	106	H

Pk - Peak detector

VERTICAL PEAK PLOT



VERTICAL DATA

Trace Markers

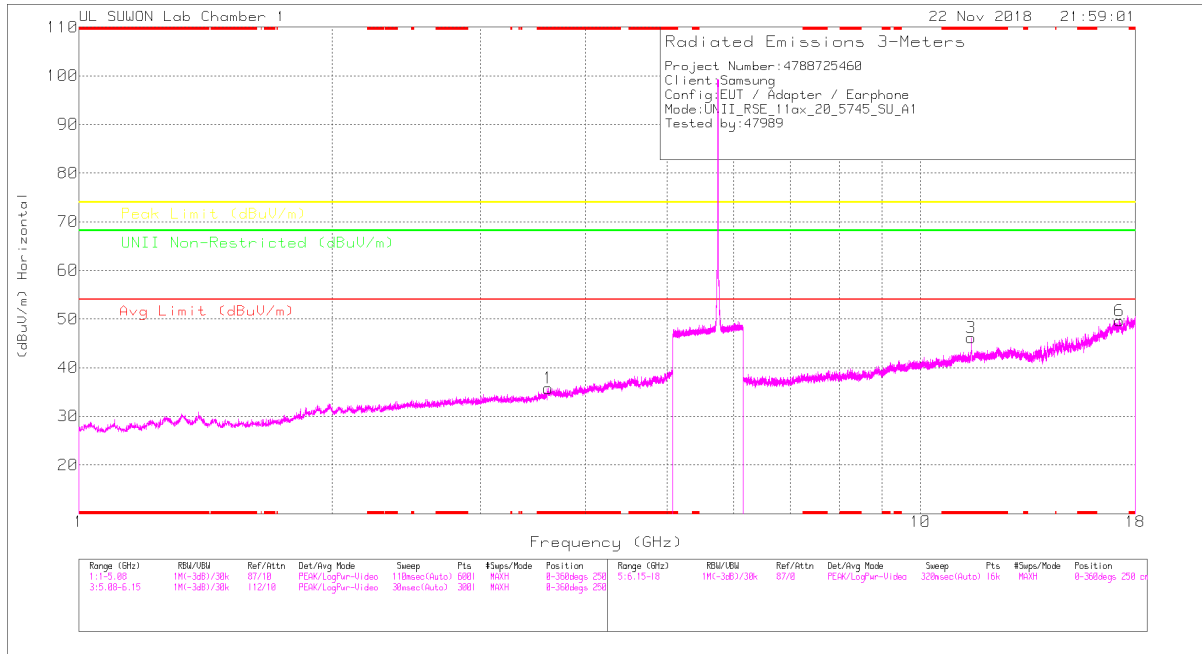
Marker	Frequency (GHz)	Meter Reading (dBm)	Det	3117_00168717	10dB[dB]	Conversion Factor (dB)	DC Corr (dB)	Corrected Reading EIRP	Peak Limit (dBm)	PK Margin (dB)	Azimuth (Degs)	Height (cm)	Polarity
1	5.85	-67.97	Pk	35	-21	11.8	0	-42.17	26.94	-69.11	115	123	V
2	5.969	-64.9	Pk	35.1	-20.7	11.8	0	-38.7	-27	-11.7	115	123	V

Pk - Peak detector

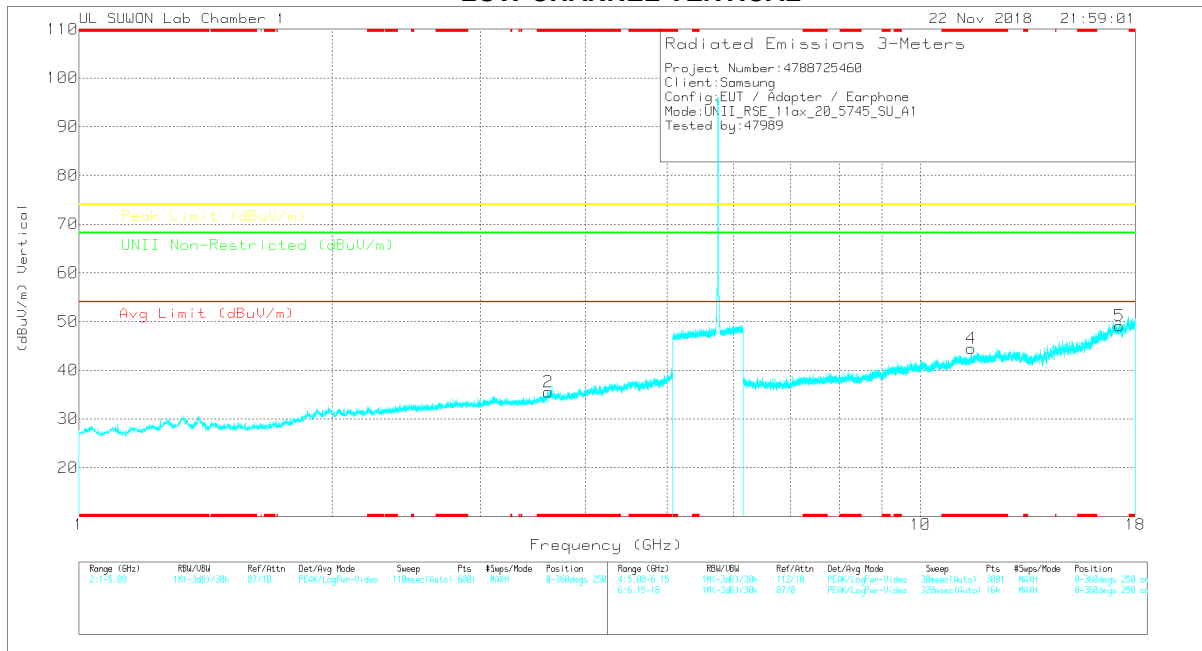
HARMONICS AND SPURIOUS EMISSIONS

HE20 SU mode (ANT_1)

LOW CHANNEL HORIZONTAL



LOW CHANNEL VERTICAL



Note: Emission was scanned up to 40GHz; No emissions were detected above the noise floor which was at least 20dB below the specification limit.

LOW CHANNEL DATA

Trace Markers

Marker	Frequency (GHz)	Meter Reading (dBuV)	Det	3117_00168717	5GHz_LF(dB)	DC Corr (dB)	Corrected Reading (dBuV/m)	Avg Limit (dBuV/m)	Margin (dB)	Peak Limit (dBuV/m)	Margin (dB)	UNII Non-Restricted (dBuV/m)	Margin (dB)	Asimuth (Degs)	Height (cm)	Polarity
1	* 3.614	34.94	PK	33.1	-32.3	0	35.74	-	-	74	-38.26	-	-	0-360	150	H
2	* 3.61	34.74	PK	33.1	-32.3	0	35.54	-	-	74	-38.46	-	-	0-360	150	V
3	* 11.49	29.91	PK	38.5	-22.3	0	46.11	-	-	74	-27.89	-	-	0-360	250	H
6	17.237	25.06	PK	41.3	-16.7	0	49.66	-	-	-	-	68.2	-18.54	0-360	150	H
4	* 11.49	28.21	PK	38.5	-22.3	0	44.41	-	-	74	-29.59	-	-	0-360	250	V
5	17.231	24.58	PK	41.3	-16.8	0	49.08	-	-	-	-	68.2	-19.12	0-360	250	V

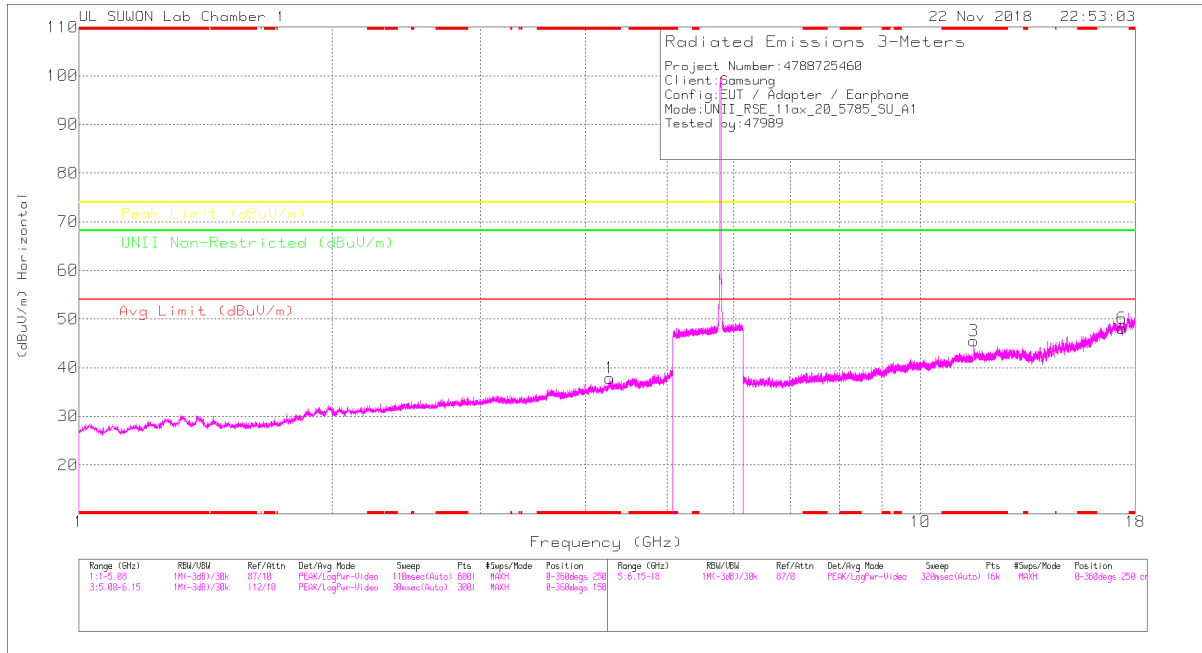
* - indicates frequency in CFR47 Pt 15 / IC RSS-Restricted Band
 PK – Peak detector

Radiated Emissions

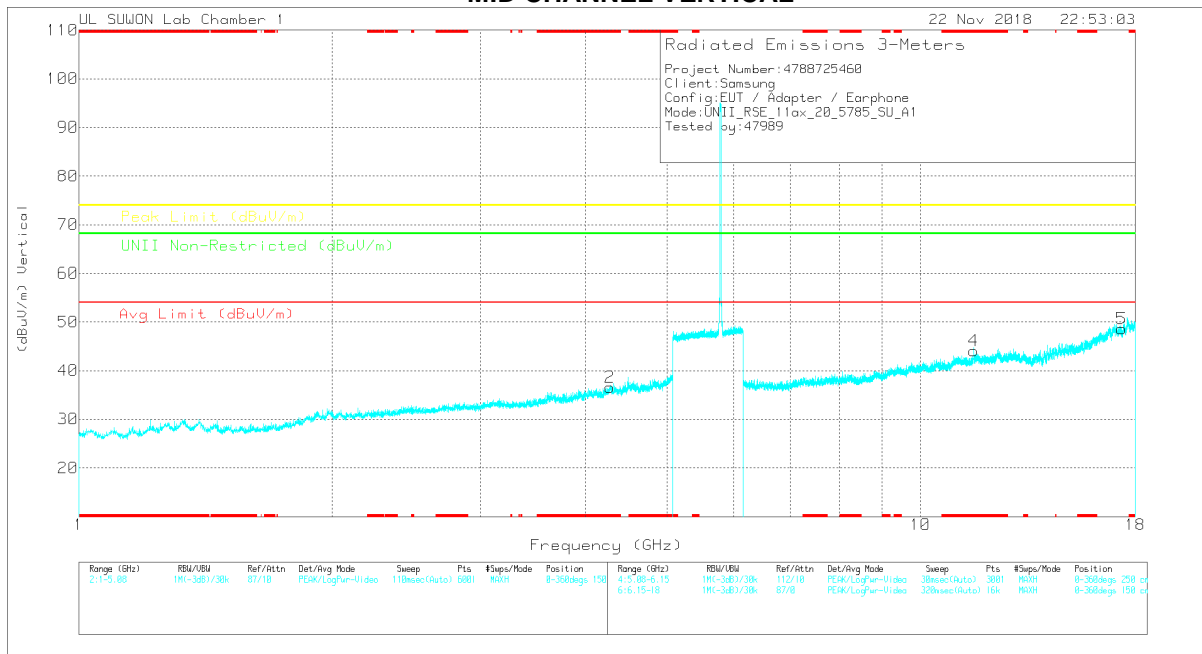
Frequency (GHz)	Meter Reading (dBuV)	Det	3117_00168717	5GHz_HP(dB)	DC Corr (dB)	Corrected Reading (dBuV/m)	Avg Limit (dBuV/m)	Margin (dB)	Peak Limit (dBuV/m)	Margin (dB)	UNII Non-Restricted (dBuV/m)	Margin (dB)	Asimuth (Degs)	Height (cm)	Polarity
* 11.489	40.04	PK-U	38.5	-22.3	0	56.24	-	-	74	-17.76	-	-	103	104	H
* 11.49	27.78	ADR	38.5	-22.3	11	44.09	54	-9.91	-	-	-	-	103	104	H
* 11.482	39.34	PK-U	38.5	-22.3	0	55.54	-	-	74	-18.46	-	-	102	112	H
* 11.49	27.39	ADR	38.5	-22.3	11	43.7	54	-10.3	-	-	-	-	102	112	H

* - indicates frequency in CFR47 Pt 15 / IC RSS-Restricted Band
 PK-U - U-NII: Maximum Peak
 ADR - U-NII AD primary method, RMS average

MID CHANNEL HORIZONTAL



MID CHANNEL VERTICAL



Note: Emission was scanned up to 40GHz; No emissions were detected above the noise floor which was at least 20dB below the specification limit.

MID CHANNEL DATA

Trace Markers

Marker	Frequency (GHz)	Meter Reading (dBuV)	Det	3117_00168717	5GHz_1F(dB)	DC Corr (dB)	Corrected Reading (dBuV/m)	Avg Limit (dBuV/m)	Margin (dB)	Peak Limit (dBuV/m)	Margin (dB)	UNII Non-Restricted (dBuV/m)	Margin (dB)	Azimuth (Degs)	Height (cm)	Polarity
1	* 4.275	34.71	PK	33.8	-30.7	0	37.81	-	-	74	-36.19	-	-	0-360	150	H
2	* 4.273	33.5	PK	33.8	-30.7	0	36.6	-	-	74	-37.4	-	-	0-360	150	V
3	* 11.567	29.43	PK	38.6	-22.5	0	45.53	-	-	74	-28.47	-	-	0-360	250	H
6	17.348	24.39	PK	41.2	-17.5	0	48.09	-	-	-	-	68.2	-20.11	0-360	250	H
4	* 11.568	27.99	PK	38.6	-22.5	0	44.09	-	-	74	-29.91	-	-	0-360	250	V
5	17.342	24.93	PK	41.2	-17.5	0	48.63	-	-	-	-	68.2	-19.57	0-360	150	V

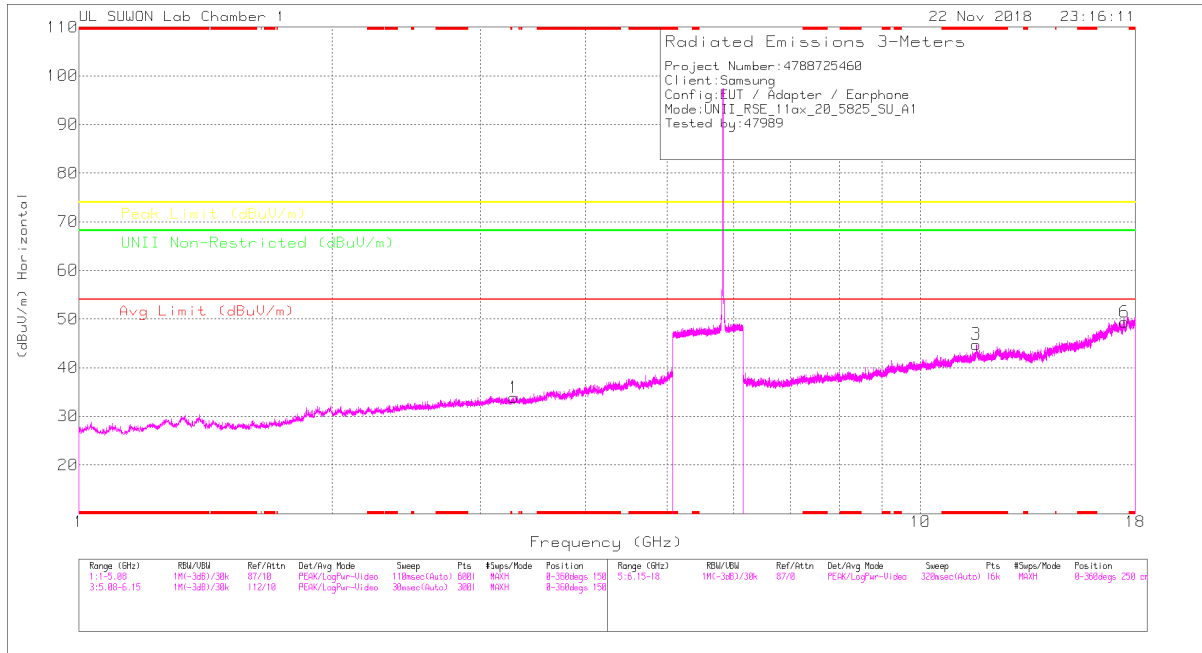
* - indicates frequency in CFR47 Pt 15 / IC RSS-Restricted Band
 PK – Peak detector

Radiated Emissions

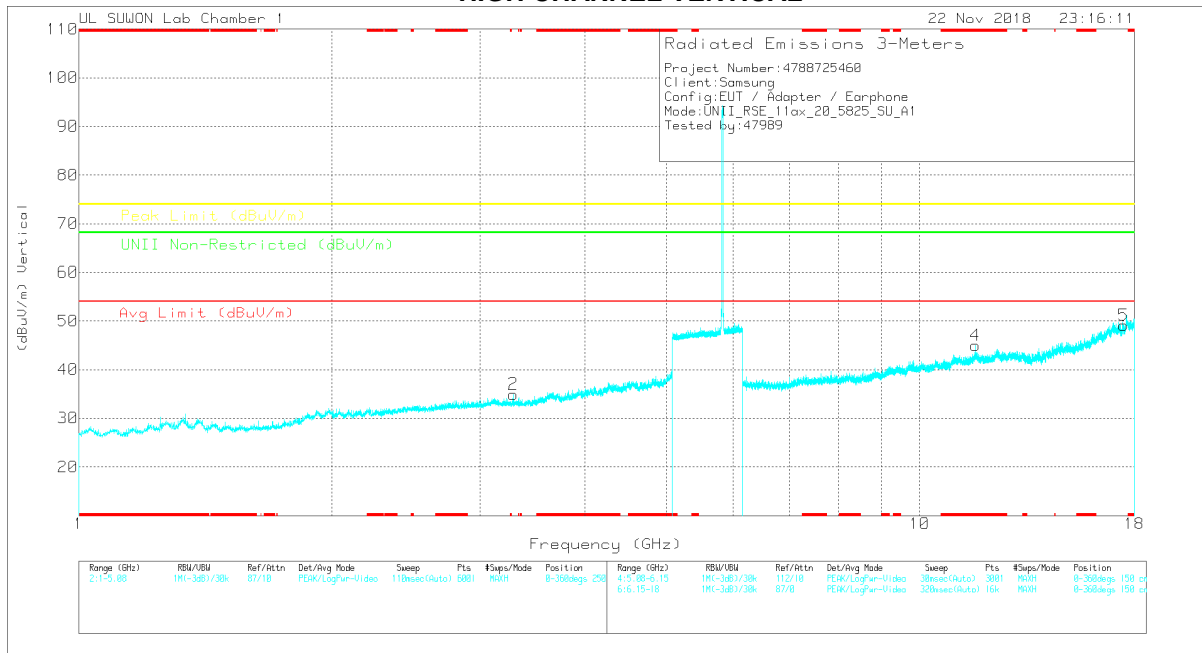
Frequency (GHz)	Meter Reading (dBuV)	Det	3117_00168717	5GHz_1F(dB)	DC Corr (dB)	Corrected Reading (dBuV/m)	Avg Limit (dBuV/m)	Margin (dB)	Peak Limit (dBuV/m)	Margin (dB)	UNII Non-Restricted (dBuV/m)	Margin (dB)	Azimuth (Degs)	Height (cm)	Polarity
* 11.572	39.65	PK-U	38.6	-22.5	0	55.75	-	-	74	-18.25	-	-	103	115	H
* 11.569	27.92	ADR	38.6	-22.5	.11	44.13	54	-9.87	-	-	-	-	103	115	H
* 11.565	39.05	PK-U	38.6	-22.5	0	55.15	-	-	74	-18.85	-	-	136	362	V
* 11.569	26.82	ADR	38.6	-22.5	.11	43.03	54	-10.97	-	-	-	-	136	362	V

* - indicates frequency in CFR47 Pt 15 / IC RSS-Restricted Band
 PK-U - U-NII: Maximum Peak
 ADR - U-NII AD primary method, RMS average

HIGH CHANNEL HORIZONTAL



HIGH CHANNEL VERTICAL



Note: Emission was scanned up to 40GHz; No emissions were detected above the noise floor which was at least 20dB below the specification limit.

HIGH CHANNEL DATA

Trace Markers

Marker	Frequency (GHz)	Meter Reading (dBuV)	Det	3117_00168737	5GHz_RF[dB]	DC Corr (dB)	Corrected Reading (dBuV/m)	Aug Limit (dBuV/m)	Margin (dB)	Peak Limit (dBuV/m)	Margin (dB)	U-NII Non-Restricted (dBuV/m)	Margin (dB)	Azimuth (Degs)	Height (cm)	Polarity
1	3.288	34.16	PK	32.7	-33	0	33.86	-	-	-	-	68.2	-34.34	0-360	250	H
2	3.287	35.36	PK	32.7	-33.1	0	34.96	-	-	-	-	68.2	-33.24	0-360	250	V
3	* 11.647	27.69	PK	38.7	-21.6	0	44.79	-	-	74	-29.21	-	-	0-360	250	H
6	17.468	24.6	PK	41.2	-16.4	0	49.4	-	-	-	-	68.2	-18.8	0-360	250	H
4	* 11.65	28.04	PK	38.7	-21.7	0	45.04	-	-	74	-28.96	-	-	0-360	250	V
5	17.473	24.38	PK	41.2	-16.5	0	49.08	-	-	-	-	68.2	-19.12	0-360	150	V

* - indicates frequency in CFR47 Pt 15 / IC RSS-Restricted Band
 PK – Peak detector

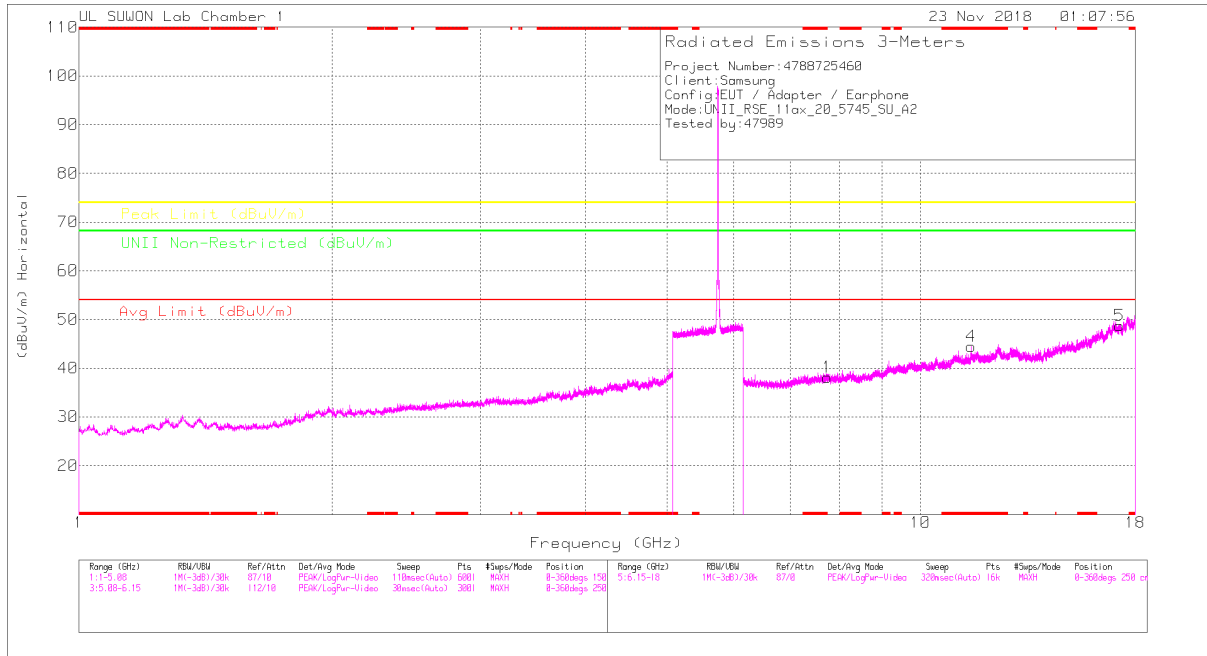
Radiated Emissions

Frequency (GHz)	Meter Reading (dBuV)	Det	3117_00168737	5GHz_RF[dB]	DC Corr (dB)	Corrected Reading (dBuV/m)	Aug Limit (dBuV/m)	Margin (dB)	Peak Limit (dBuV/m)	Margin (dB)	U-NII Non-Restricted (dBuV/m)	Margin (dB)	Azimuth (Degs)	Height (cm)	Polarity
* 11.642	37.57	PK-U	38.7	-21.7	0	54.57	-	-	74	-19.43	-	-	104	369	H
* 11.646	25.5	ADR	38.7	-21.6	11	42.71	54	-11.29	-	-	-	-	104	369	H
* 11.639	37.26	PK-U	38.7	-21.8	0	54.16	-	-	74	-19.84	-	-	137	375	V
* 11.65	25.77	ADR	38.7	-21.7	11	42.88	54	-11.12	-	-	-	-	137	375	V

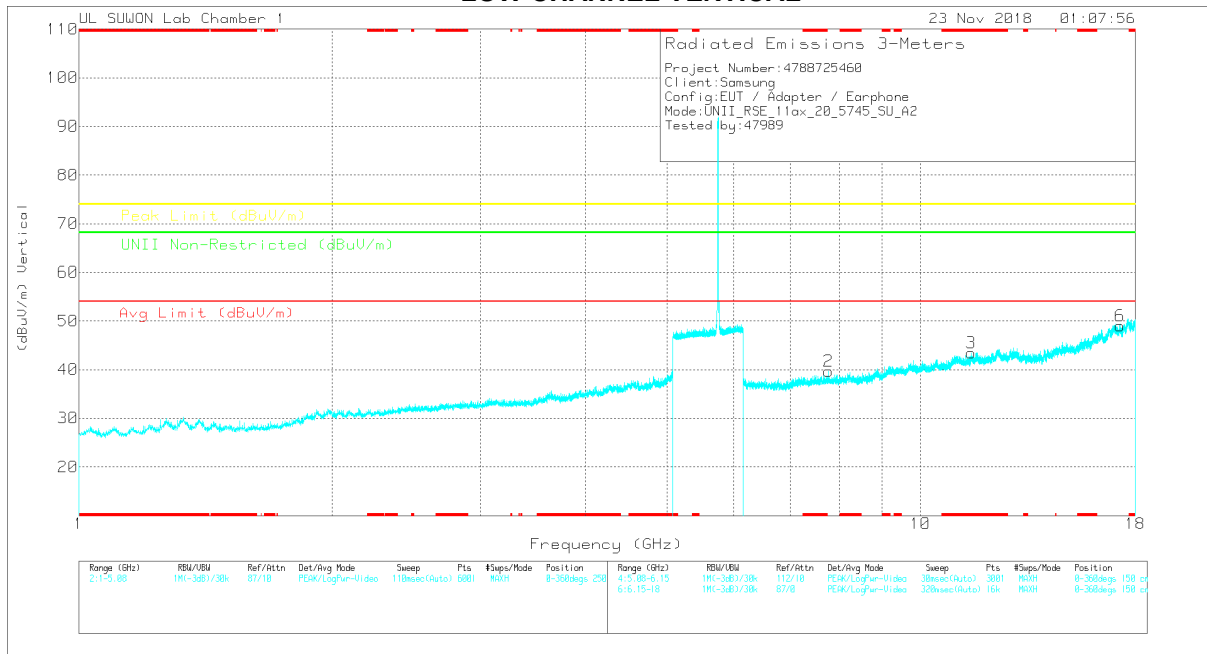
* - indicates frequency in CFR47 Pt 15 / IC RSS-Restricted Band
 PK-U - U-NII: Maximum Peak
 ADR - U-NII AD primary method, RMS average

HE20 SU mode (ANT_2)

LOW CHANNEL HORIZONTAL



LOW CHANNEL VERTICAL



Note: Emission was scanned up to 40GHz; No emissions were detected above the noise floor which was at least 20dB below the specification limit.

LOW CHANNEL DATA

Trace Markers

Marker	Frequency (GHz)	Meter Reading (dBuV)	Det	3117_00168717	6GHz_HP[dB]	DC Corr (dB)	Corrected Reading (dBuV/m)	Avg Limit (dBuV/m)	Margin (dB)	Peak Limit (dBuV/m)	Margin (dB)	UNII Non-Restricted (dBuV/m)	Margin (dB)	Azimuth (Degs)	Height (cm)	Polarity
1	* 7.747	28.77	PK	35.9	-26.5	0	38.17	-	-	74	-35.83	-	-	0-360	250	H
4	* 11.491	28.29	PK	38.5	-22.3	0	44.49	-	-	74	-29.51	-	-	0-360	250	H
5	17.226	24.33	PK	41.3	-16.9	0	48.73	-	-	-	-	68.2	-19.47	0-360	150	H
2	7.771	30.3	PK	35.9	-26.5	0	39.7	-	-	-	-	68.2	-28.5	0-360	250	V
3	* 11.49	27.29	PK	38.5	-22.3	0	43.49	-	-	74	-30.51	-	-	0-360	250	V
6	17.257	24.15	PK	41.3	-16.5	0	48.95	-	-	-	-	68.2	-19.25	0-360	250	V

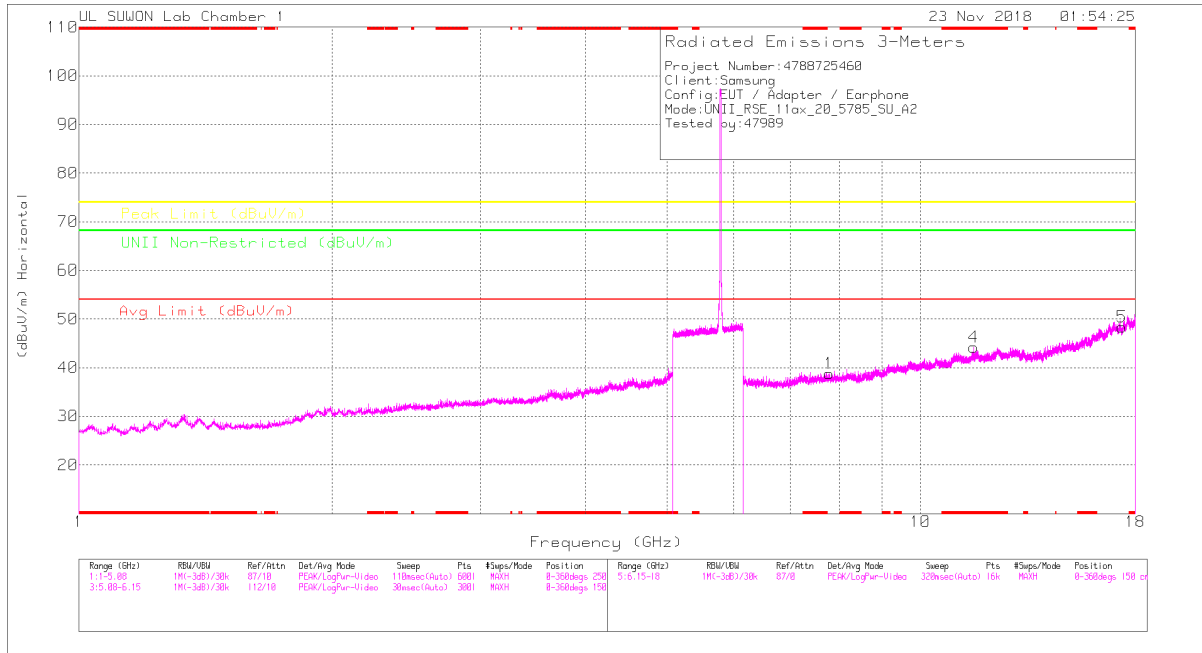
* - indicates frequency in CFR47 Pt 15 / IC RSS-Restricted Band
 PK – Peak detector

Radiated Emissions

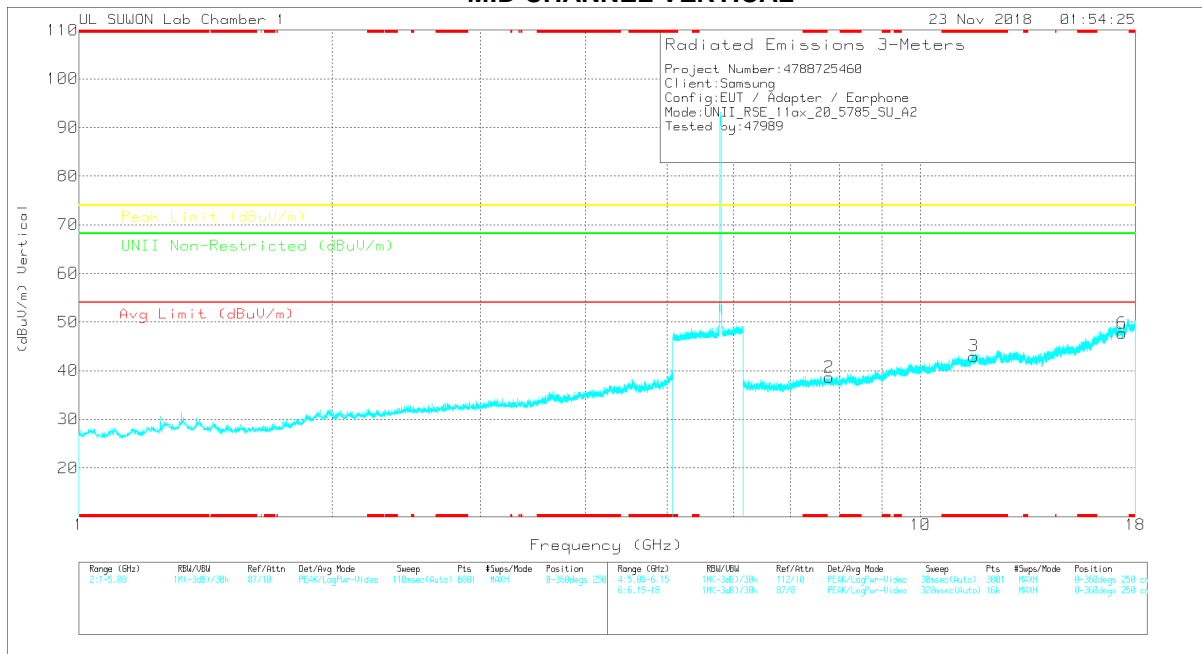
Frequency (GHz)	Meter Reading (dBuV)	Det	3117_00168717	6GHz_HP[dB]	DC Corr (dB)	Corrected Reading (dBuV/m)	Avg Limit (dBuV/m)	Margin (dB)	Peak Limit (dBuV/m)	Margin (dB)	UNII Non-Restricted (dBuV/m)	Margin (dB)	Azimuth (Degs)	Height (cm)	Polarity
* 11.484	38.87	PK-U	38.5	-22.3	0	55.07	-	-	74	-18.93	-	-	178	100	H
* 11.49	26.41	ADR	38.5	-22.3	.11	42.72	54	-11.28	-	-	-	-	178	100	H
* 11.491	37.88	PK-U	38.5	-22.3	0	54.08	-	-	74	-19.92	-	-	194	216	V
* 11.49	25.54	ADR	38.5	-22.3	.11	41.85	54	-12.15	-	-	-	-	194	216	V

* - indicates frequency in CFR47 Pt 15 / IC RSS-Restricted Band
 PK-U - U-NII: Maximum Peak
 ADR - U-NII AD primary method, RMS average

MID CHANNEL HORIZONTAL



MID CHANNEL VERTICAL



Note: Emission was scanned up to 40GHz; No emissions were detected above the noise floor which was at least 20dB below the specification limit.

MID CHANNEL DATA

Trace Markers

Marker	Frequency (GHz)	Meter Reading (dBuV)	Det	3117_00168717	6GHz_HF[dB]	DC Corr (dB)	Corrected Reading (dBuV/m)	Aug Limit (dBuV/m)	Margin (dB)	Peak Limit (dBuV/m)	Margin (dB)	UNII Non-Restricted (dBuV/m)	Margin (dB)	Asimuth (Degs)	Height (cm)	Polarity
1	7.789	29.27	PK	35.9	-26.4	0	38.77	-	-	-	-	68.2	-29.43	0-360	250	H
4	* 11.571	28.06	PK	38.6	-22.5	0	44.16	-	-	74	-29.84	-	-	0-360	250	H
5	17.351	24.68	PK	41.2	-17.5	0	48.38	-	-	-	-	68.2	-19.82	0-360	150	H
2	7.787	29.23	PK	35.9	-26.5	0	38.63	-	-	-	-	68.2	-29.57	0-360	150	V
3	* 11.577	26.88	PK	38.6	-22.5	0	42.98	-	-	74	-31.02	-	-	0-360	250	V
6	17.349	24.04	PK	41.2	-17.5	0	47.74	-	-	-	-	68.2	-20.46	0-360	250	V

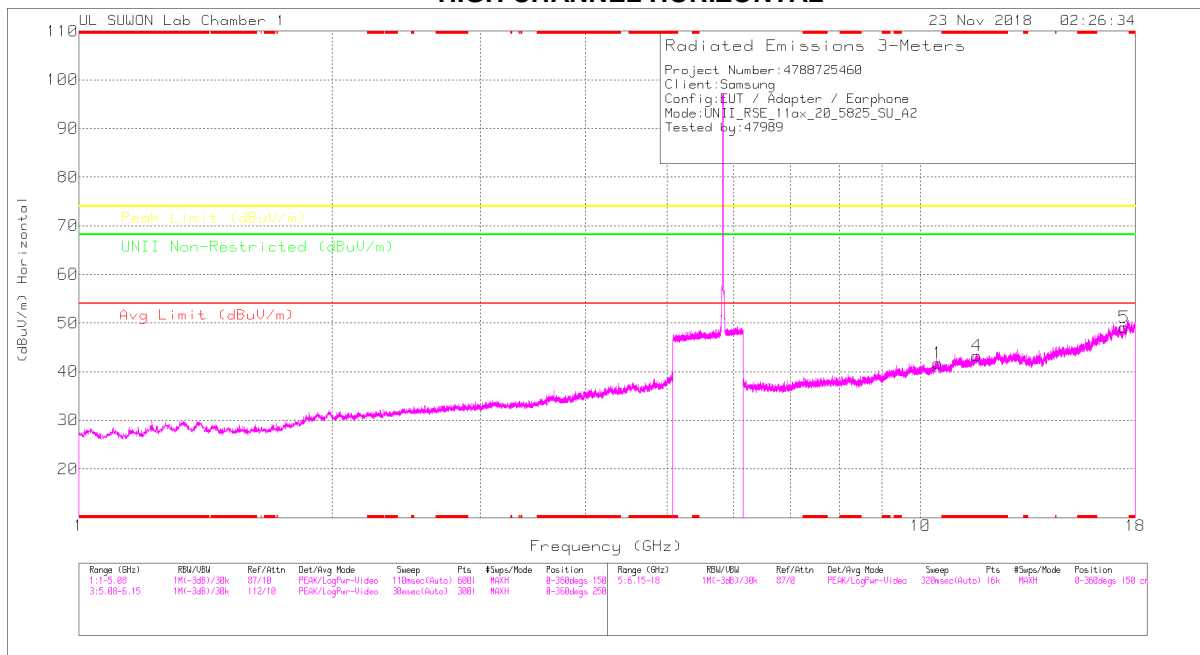
* - indicates frequency in CFR47 Pt 15 / IC RSS-Restricted Band
 PK – Peak detector

Radiated Emissions

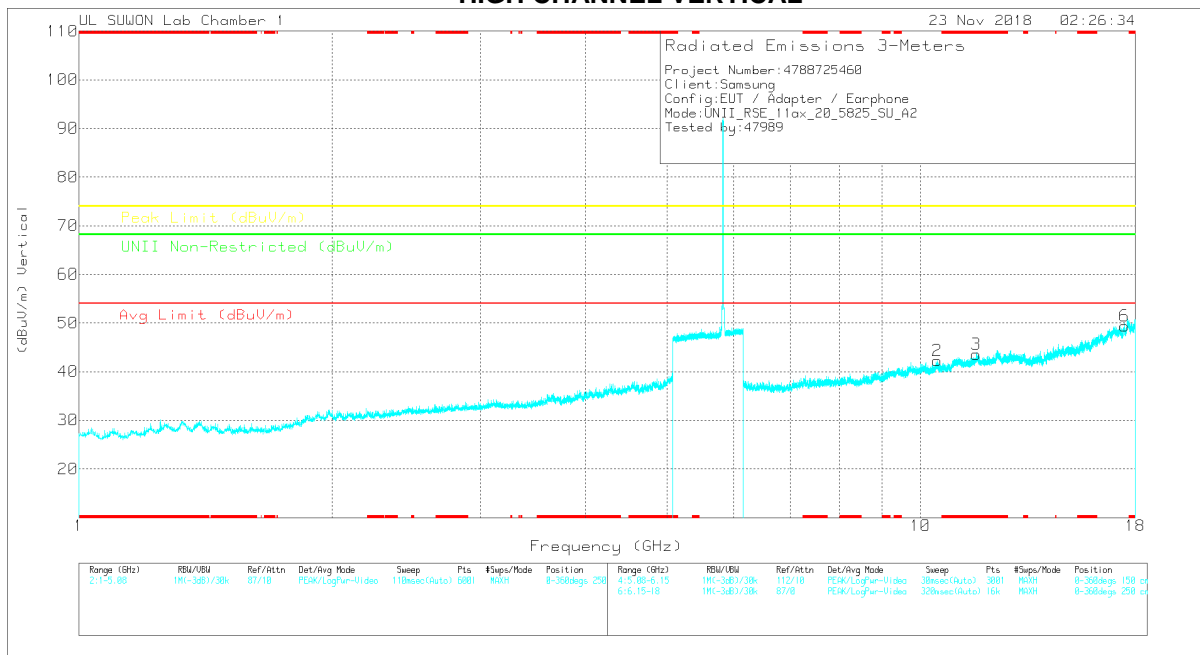
Frequency (GHz)	Meter Reading (dBuV)	Det	3117_00168717	6GHz_HF[dB]	DC Corr (dB)	Corrected Reading (dBuV/m)	Aug Limit (dBuV/m)	Margin (dB)	Peak Limit (dBuV/m)	Margin (dB)	UNII Non-Restricted (dBuV/m)	Margin (dB)	Asimuth (Degs)	Height (cm)	Polarity
* 11.561	37.07	PK-U	38.6	-22.5	0	53.17	-	-	74	-20.83	-	-	192	179	H
* 11.572	24.39	ADR	38.6	-22.5	.11	40.6	54	-13.4	-	-	-	-	192	179	H
* 11.573	37.06	PK-U	38.6	-22.5	0	53.16	-	-	74	-20.84	-	-	187	228	V
* 11.569	25.18	ADR	38.6	-22.5	.11	41.39	54	-12.61	-	-	-	-	187	228	V

* - indicates frequency in CFR47 Pt 15 / IC RSS-Restricted Band
 PK-U - U-NII: Maximum Peak
 ADR - U-NII AD primary method, RMS average

HIGH CHANNEL HORIZONTAL



HIGH CHANNEL VERTICAL



Note: Emission was scanned up to 40GHz; No emissions were detected above the noise floor which was at least 20dB below the specification limit.

HIGH CHANNEL DATA

Trace Markers

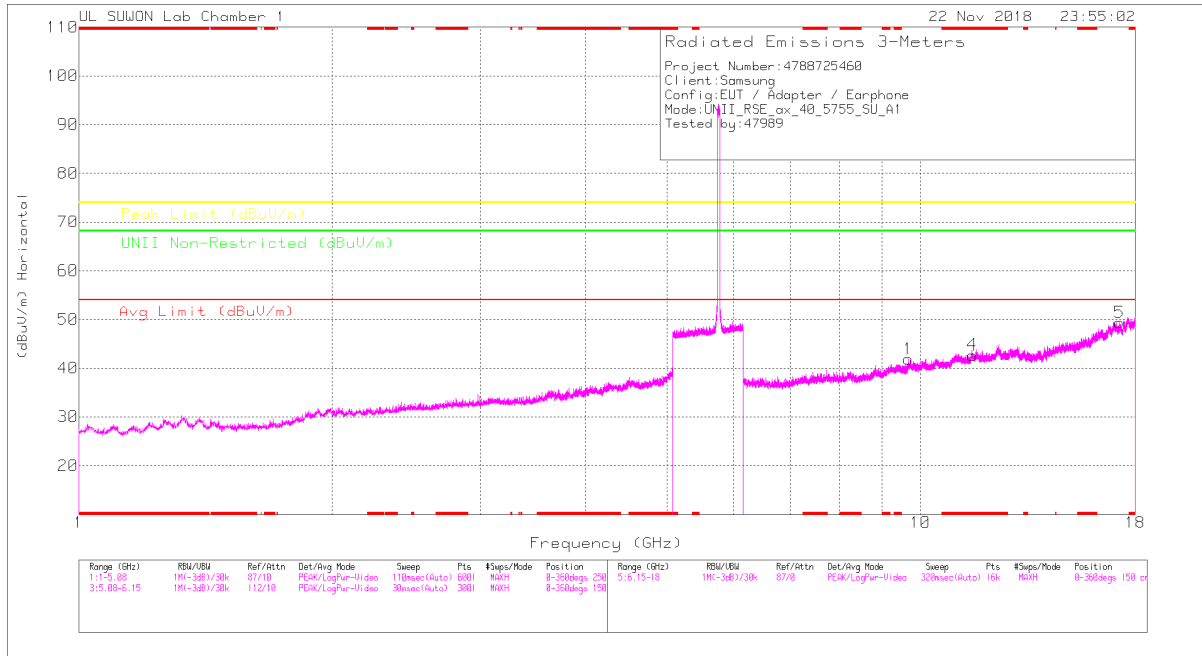
Marker	Frequency (GHz)	Major Reading (dBuV)	Det	3117_00188717	66Hz_HR(dB)	DC Corr (dB)	Corrected Reading (dBuV/m)	Avg Limit (dBuV/m)	Margin (dB)	Peak Limit (dBuV/m)	Margin (dB)	Limit Non-Restricted (dBuV/m)	Margin (dB)	Altitude (Degs)	Height (cm)	Polarity
1	10.48	25.81	PK	37.7	-21.8	0	41.71	-	-	-	-	68.2	-26.49	0-360	250	H
4	*11.672	26.07	PK	38.7	-21.5	0	43.27	-	-	74	-30.73	-	-	0-360	250	H
5	17.462	24.38	PK	41.2	-16.4	0	49.18	-	-	-	-	68.2	-19.02	0-360	250	H
2	10.47	26.29	PK	37.7	-21.7	0	42.29	-	-	-	-	68.2	-25.91	0-360	250	V
3	*11.656	26.41	PK	38.7	-21.6	0	43.51	-	-	74	-30.49	-	-	0-360	250	V
6	17.47	24.65	PK	41.2	-16.5	0	49.35	-	-	-	-	68.2	-18.85	0-360	150	V

* - indicates frequency in CFR47 Pt 15 / IC RSS-Restricted Band
 PK – Peak detector

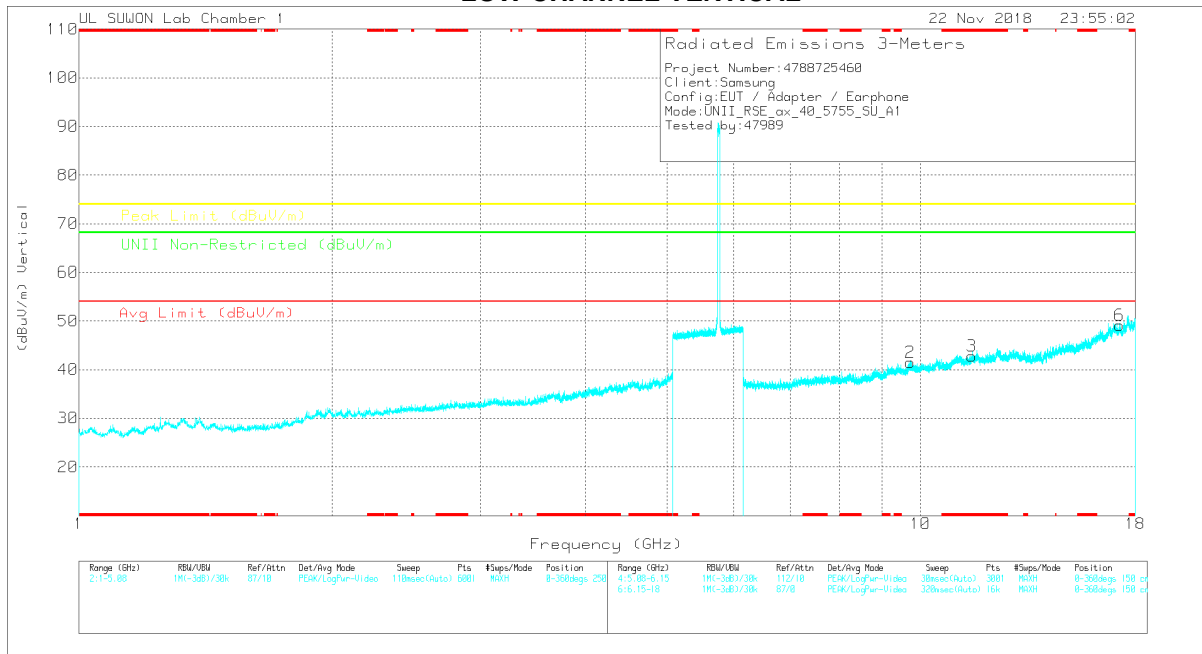
Note: Only peak measurement was performed. Because peak measurement result of unwanted emission is less than average limit (54dBuV/m).

HE40 SU mode (ANT_1)

LOW CHANNEL HORIZONTAL



LOW CHANNEL VERTICAL



Note: Emission was scanned up to 40GHz; No emissions were detected above the noise floor which was at least 20dB below the specification limit.

LOW CHANNEL DATA

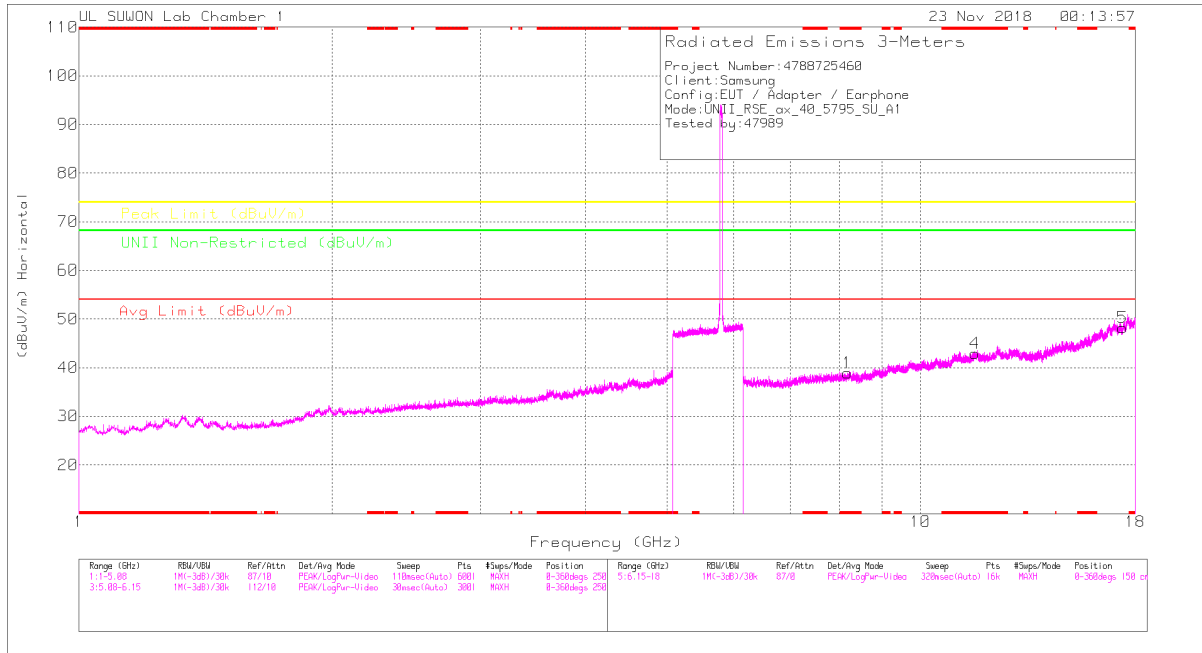
Trace Markers

Marker	Frequency (GHz)	Major Reading (dBuV)	Det	3117_00188717	66Hz_HR(dB)	DC Corr (dB)	Corrected Reading (dBuV/m)	Avg Limit (dBuV/m)	Margin (dB)	Peak Limit (dBuV/m)	Margin (dB)	Limit Non-Restricted (dBuV/m)	Margin (dB)	Azimuth (Degs)	Height (cm)	Polarity
1	9.676	28.36	PK	37.1	-23.6	0	41.86	-	-	-	-	68.2	-26.34	0-360	250	H
4	*11.525	26.62	PK	38.5	-22.4	0	42.72	-	-	74	-31.28	-	-	0-360	150	H
5	17.241	24.76	PK	41.3	-16.7	0	49.36	-	-	-	-	68.2	-18.84	0-360	250	H
2	9.728	27.37	PK	37.2	-23.1	0	41.47	-	-	-	-	68.2	-26.73	0-360	150	V
3	*11.506	26.63	PK	38.5	-22.3	0	42.83	-	-	74	-31.17	-	-	0-360	150	V
6	17.232	24.64	PK	41.3	-16.8	0	49.14	-	-	-	-	68.2	-19.06	0-360	150	V

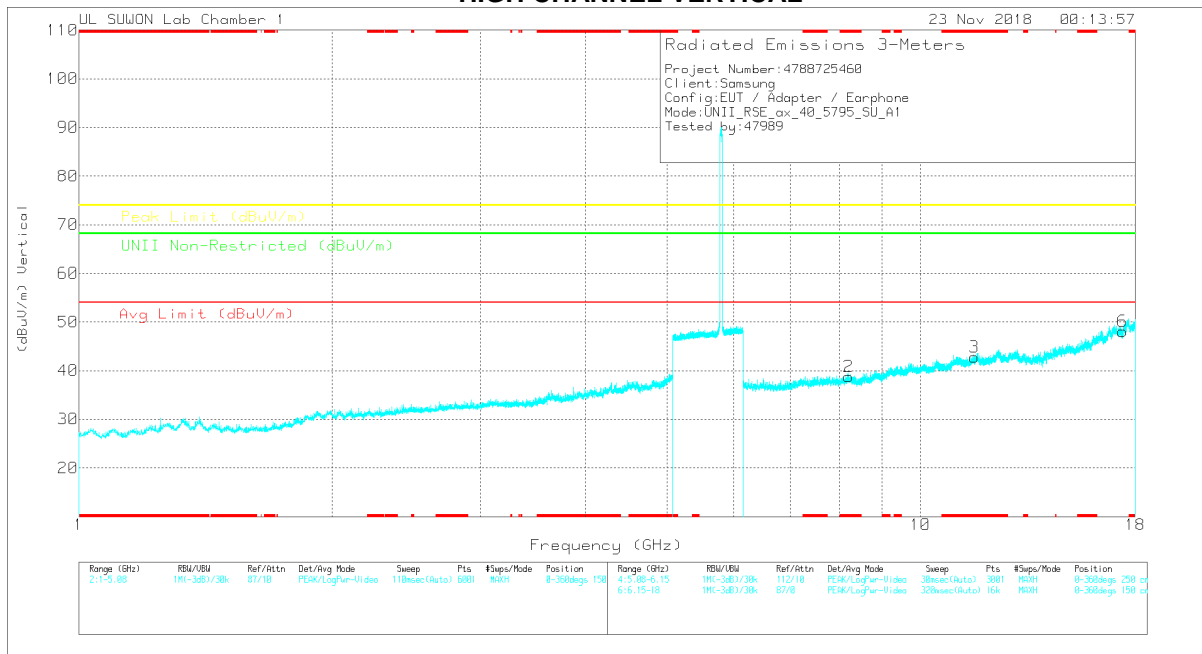
* - indicates frequency in CFR47 Pt 15 / IC RSS-Restricted Band
 PK – Peak detector

Note: Only peak measurement was performed. Because peak measurement result of unwanted emission is less than average limit (54dBuV/m).

HIGH CHANNEL HORIZONTAL



HIGH CHANNEL VERTICAL



Note: Emission was scanned up to 40GHz; No emissions were detected above the noise floor which was at least 20dB below the specification limit.

HIGH CHANNEL DATA

Trace Markers

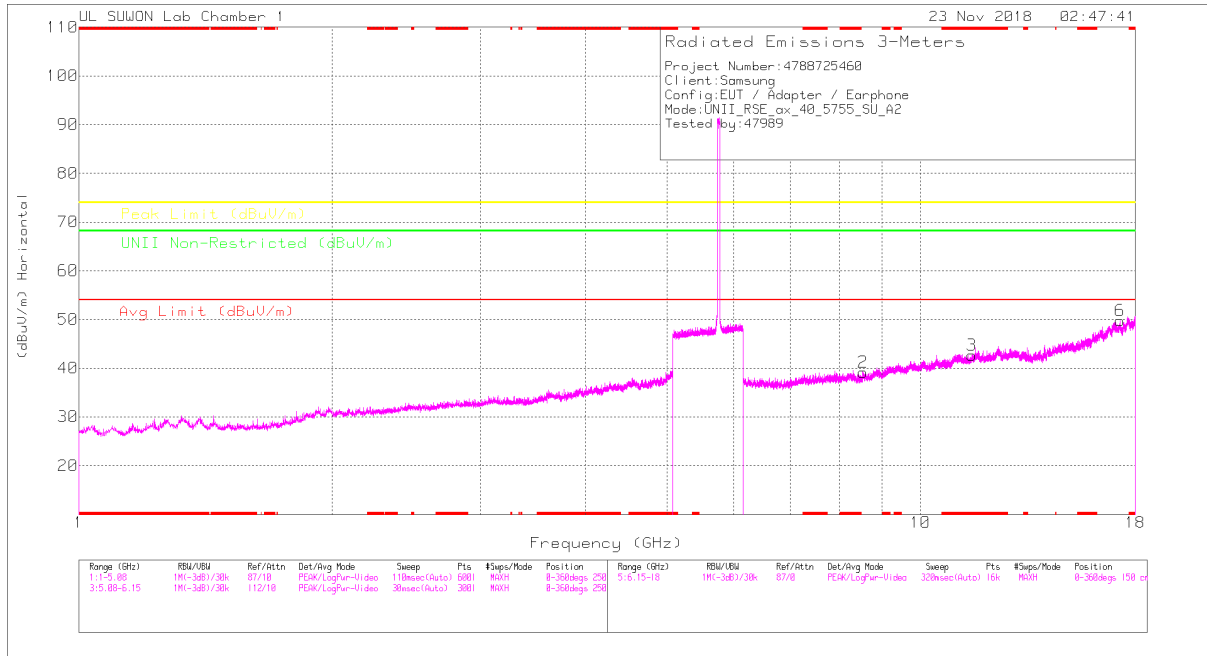
Marker	Frequency (GHz)	Major Reading (dBuV)	Det	3117_00188717	66Hz_HF(dB)	DC Corr (dB)	Corrected Reading (dBuV/m)	Avg Limit (dBuV/m)	Margin (dB)	Peak Limit (dBuV/m)	Margin (dB)	Limit Non-Restricted (dBuV/m)	Margin (dB)	Azimuth (Degs)	Height (cm)	Polarity
1	* 8.187	28.36	PK	36.3	-25.8	0	38.86	-	-	74	-35.14	-	-	0-360	250	H
4	* 11.606	26.5	PK	38.6	-22.2	0	42.9	-	-	74	-31.1	-	-	0-360	250	H
5	17.382	24.36	PK	41.2	-17.3	0	48.26	-	-	-	-	68.2	-19.94	0-360	150	H
2	* 8.217	27.91	PK	36.4	-25.5	0	38.81	-	-	74	-35.19	-	-	0-360	150	V
3	* 11.587	26.63	PK	38.6	-22.5	0	42.73	-	-	74	-31.27	-	-	0-360	250	V
6	17.397	23.87	PK	41.2	-17	0	48.07	-	-	-	-	68.2	-20.13	0-360	150	V

* - indicates frequency in CFR47 Pt 15 / IC RSS-Restricted Band
 PK – Peak detector

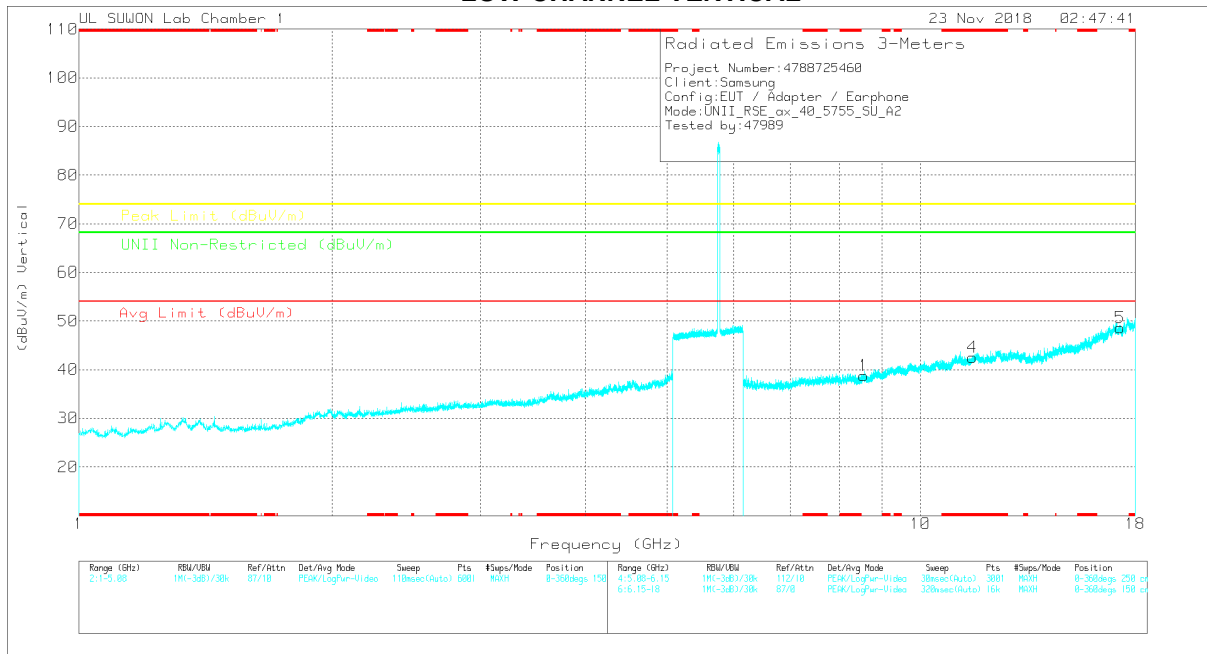
Note: Only peak measurement was performed. Because peak measurement result of unwanted emission is less than average limit (54dBuV/m).

HE40 SU mode (ANT_2)

LOW CHANNEL HORIZONTAL



LOW CHANNEL VERTICAL



Note: Emission was scanned up to 40GHz; No emissions were detected above the noise floor which was at least 20dB below the specification limit.

LOW CHANNEL DATA

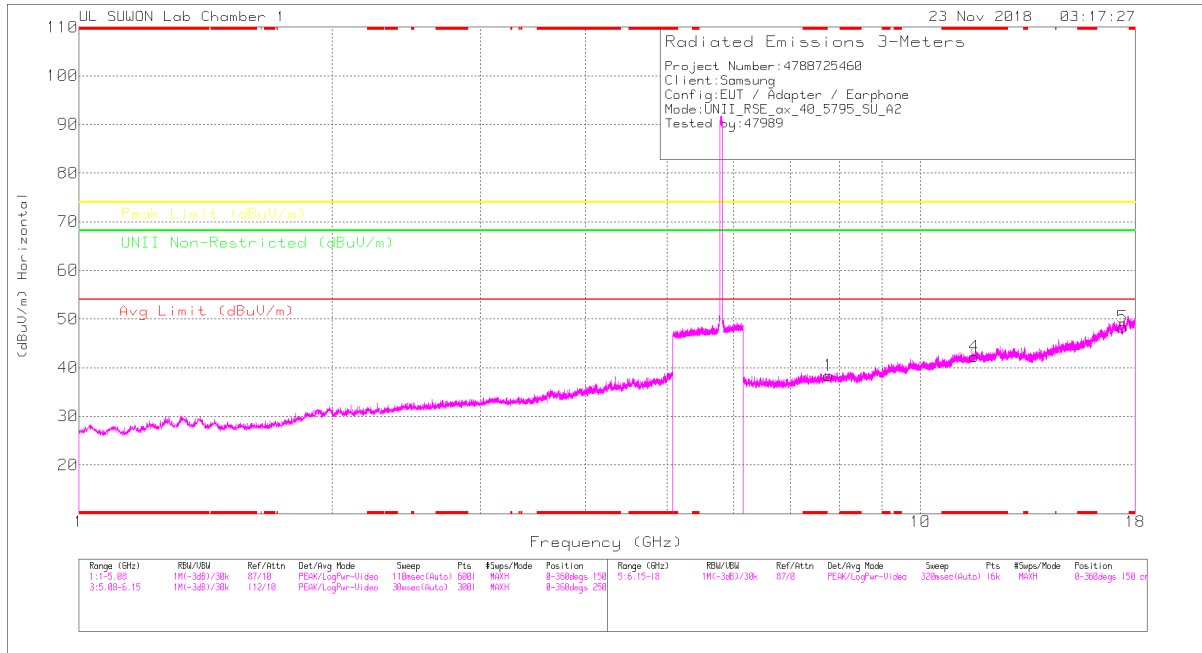
Trace Markers

Marker	Frequency (GHz)	Major Reading (dBuV)	Det	3117_00188717	66Hz_HR(dB)	DC Corr (dB)	Corrected Reading (dBuV/m)	Avg Limit (dBuV/m)	Margin (dB)	Peak Limit (dBuV/m)	Margin (dB)	Limit Non-Restricted (dBuV/m)	Margin (dB)	Altitude (Degs)	Height (cm)	Polarity
2	8.551	27.24	PK	36.3	-24.4	0	39.14	-	-	-	-	68.2	-29.06	0-360	250	H
3	*11.515	26.43	PK	38.5	-22.3	0	42.63	-	-	74	-31.37	-	-	0-360	250	H
6	17.259	24.94	PK	41.3	-16.5	0	49.74	-	-	-	-	68.2	-18.46	0-360	150	H
1	8.558	26.82	PK	36.3	-24.3	0	38.82	-	-	-	-	68.2	-29.38	0-360	250	V
4	*11.519	26.43	PK	38.5	-22.4	0	42.53	-	-	74	-31.47	-	-	0-360	150	V
5	17.259	23.82	PK	41.3	-16.5	0	48.62	-	-	-	-	68.2	-19.58	0-360	250	V

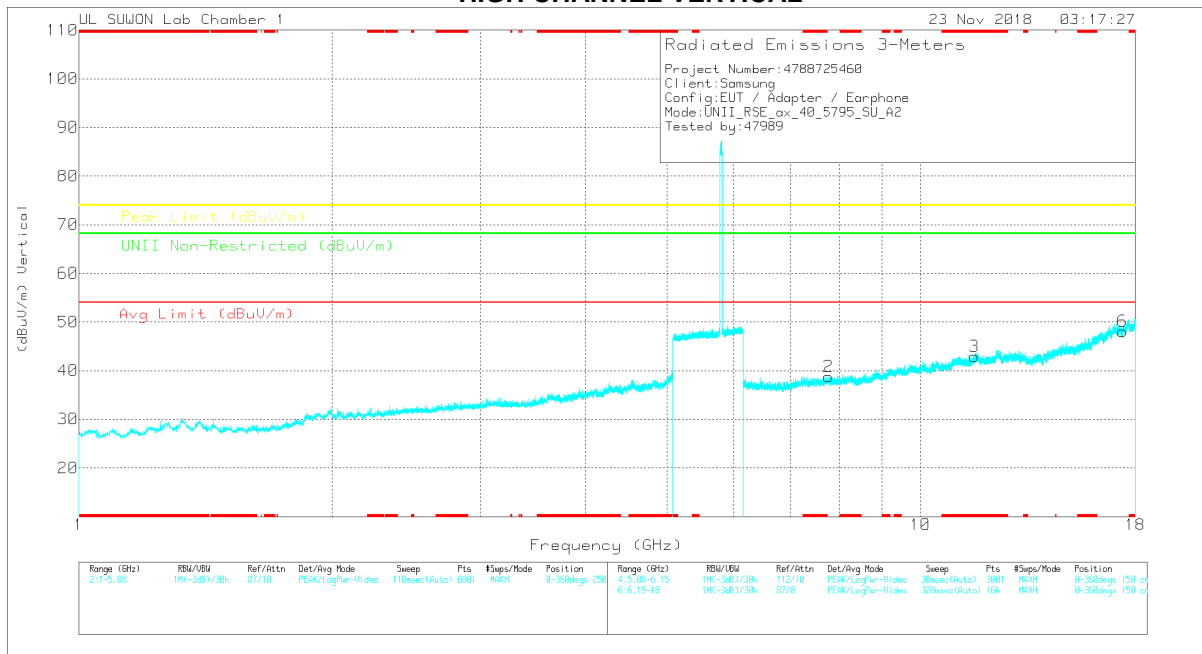
* - indicates frequency in CFR47 Pt 15 / IC RSS-Restricted Band
 PK – Peak detector

Note: Only peak measurement was performed. Because peak measurement result of unwanted emission is less than average limit (54dBuV/m).

HIGH CHANNEL HORIZONTAL



HIGH CHANNEL VERTICAL



Note: Emission was scanned up to 40GHz; No emissions were detected above the noise floor which was at least 20dB below the specification limit.

HIGH CHANNEL DATA

Trace Markers

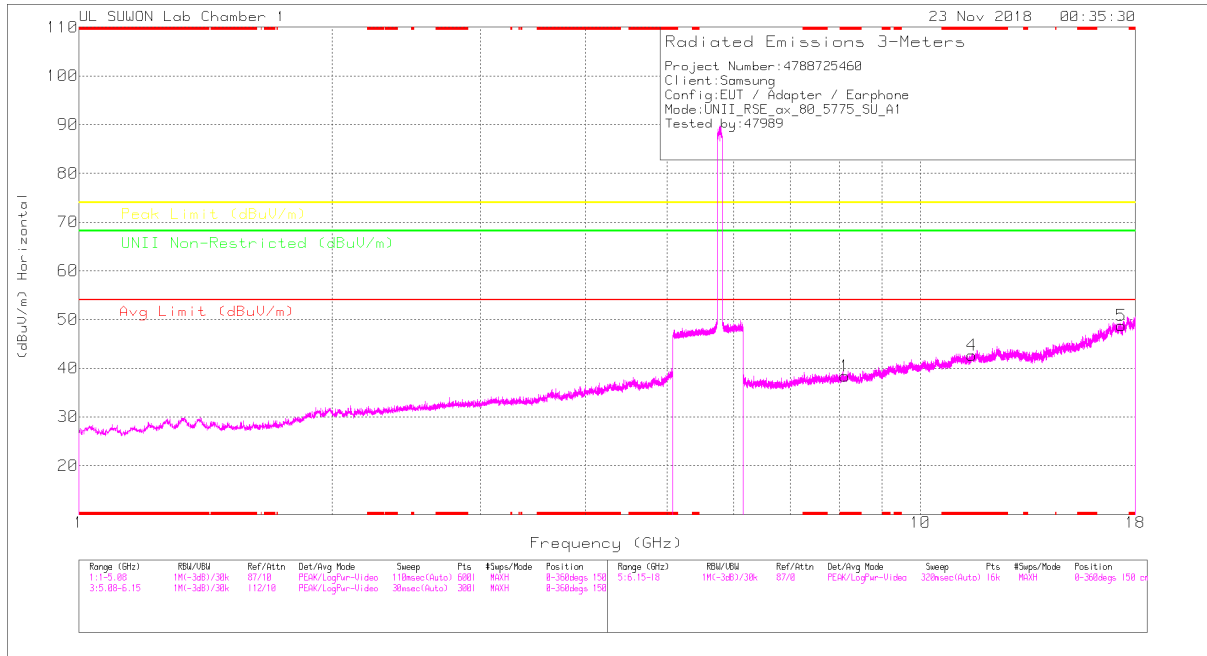
Marker	Frequency (GHz)	Major Reading (dBuV)	Det	3117_00188717	66Hz_HR(dB)	DC Corr (dB)	Corrected Reading (dBuV/m)	Avg Limit (dBuV/m)	Margin (dB)	Peak Limit (dBuV/m)	Margin (dB)	Limit Non-Restricted (dBuV/m)	Margin (dB)	Altitude (Degs)	Height (cm)	Polarity
1	7.772	29	PK	35.9	-26.5	0	38.4	-	-	-	-	68.2	-29.8	0-360	150	H
4	*11.589	26.08	PK	38.6	-22.4	0	42.28	-	-	74	-31.72	-	-	0-360	150	H
5	17.393	24.25	PK	41.2	-17.1	0	48.35	-	-	-	-	68.2	-19.85	0-360	250	H
2	7.781	29.24	PK	35.9	-26.4	0	38.74	-	-	-	-	68.2	-29.46	0-360	150	V
3	*11.585	26.76	PK	38.6	-22.4	0	42.96	-	-	74	-31.04	-	-	0-360	150	V
6	17.386	24.09	PK	41.2	-17.2	0	48.09	-	-	-	-	68.2	-20.11	0-360	150	V

* - indicates frequency in CFR47 Pt 15 / IC RSS-Restricted Band
 PK – Peak detector

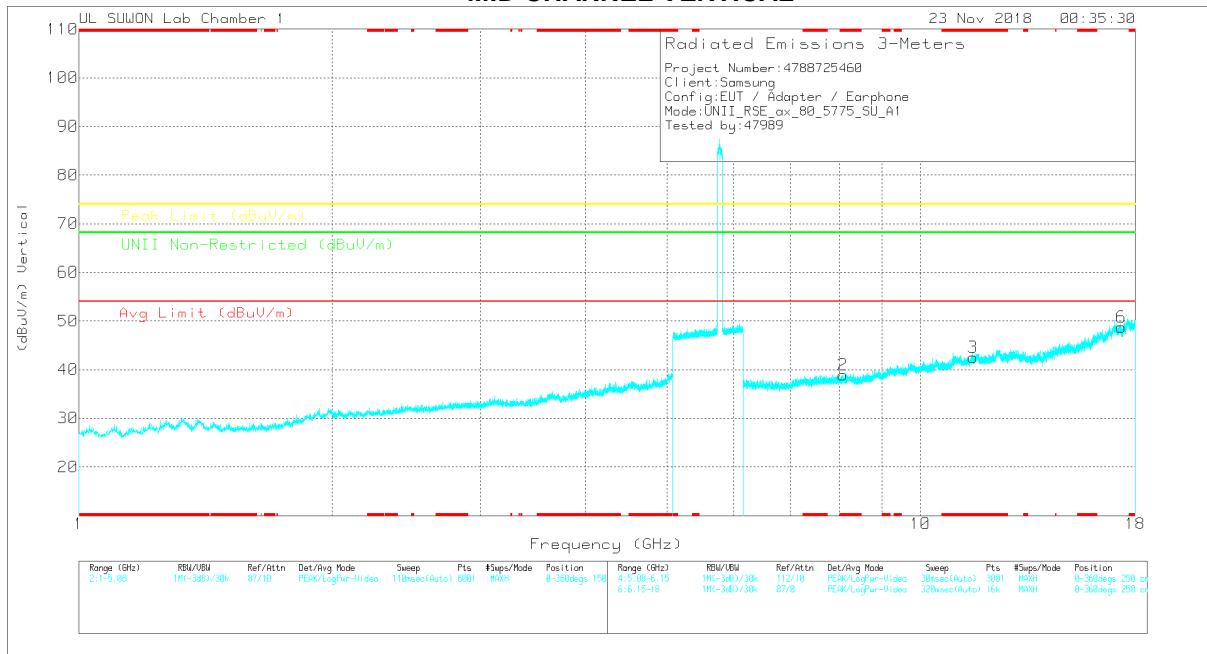
Note: Only peak measurement was performed. Because peak measurement result of unwanted emission is less than average limit (54dBuV/m).

HE80 SU mode (ANT_1)

MID CHANNEL HORIZONTAL



MID CHANNEL VERTICAL



Note: Emission was scanned up to 40GHz; No emissions were detected above the noise floor which was at least 20dB below the specification limit.

MID CHANNEL DATA

Trace Markers

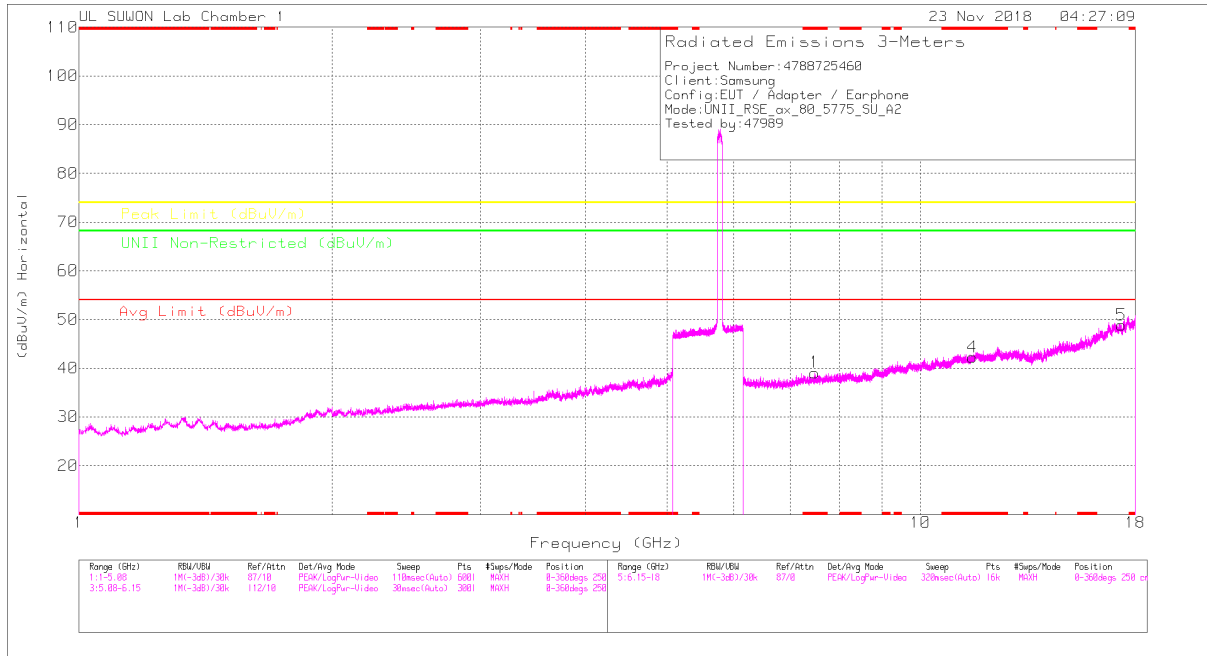
Marker	Frequency (GHz)	Major Reading (dBuV)	Det	3117_00188717	66Hz_HR(dB)	DC Corr (dB)	Corrected Reading (dBuV/m)	Avg Limit (dBuV/m)	Margin (dB)	Peak Limit (dBuV/m)	Margin (dB)	Limit Non-Restricted (dBuV/m)	Margin (dB)	Altitude (Degs)	Height (cm)	Polarity
1	* 8.13	28.44	PK	36.3	-26.4	0	38.34	-	-	74	-35.66	-	-	0-360	150	H
4	* 11.509	26.47	PK	38.5	-22.3	0	42.67	-	-	74	-31.33	-	-	0-360	150	H
5	17.334	24.87	PK	41.2	-17.3	0	48.77	-	-	-	-	68.2	-19.43	0-360	250	H
2	* 8.096	28.97	PK	36.2	-26.3	0	38.87	-	-	74	-35.13	-	-	0-360	250	V
3	* 11.541	26.39	PK	38.5	-22.4	0	42.49	-	-	74	-31.51	-	-	0-360	250	V
6	17.32	24.42	PK	41.3	-17	0	48.72	-	-	-	-	68.2	-19.48	0-360	150	V

* - indicates frequency in CFR47 Pt 15 / IC RSS-Restricted Band
 PK – Peak detector

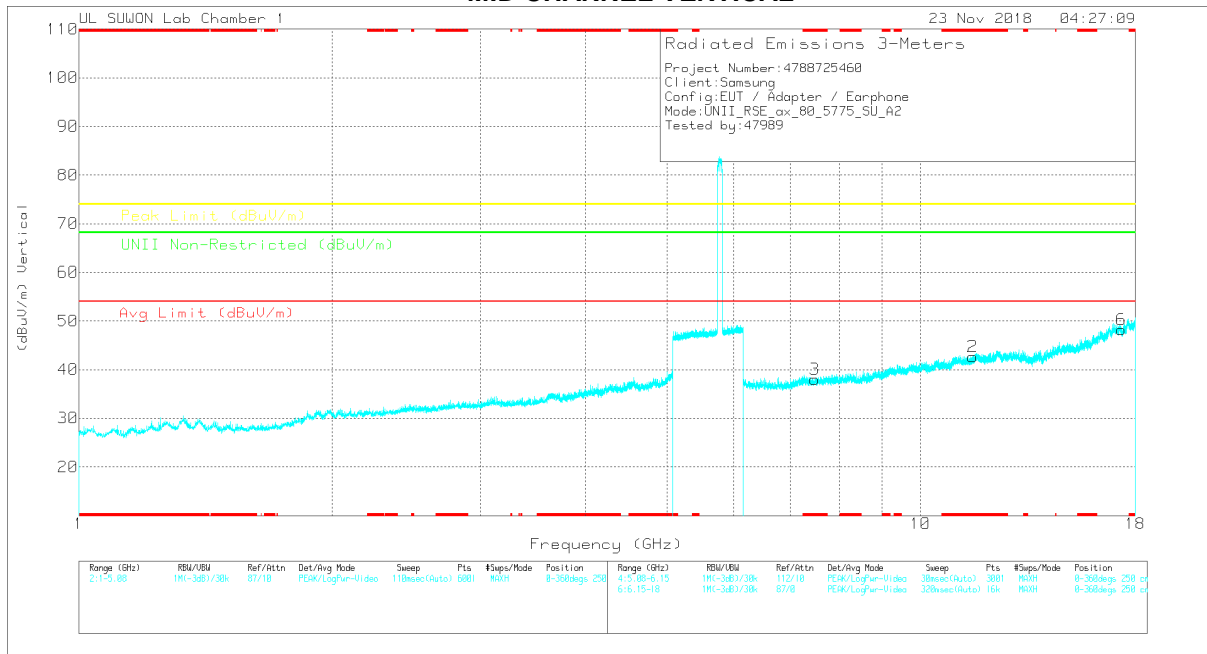
Note: Only peak measurement was performed. Because peak measurement result of unwanted emission is less than average limit (54dBuV/m).

HE80 SU mode (ANT_2)

MID CHANNEL HORIZONTAL



MID CHANNEL VERTICAL



Note: Emission was scanned up to 40GHz; No emissions were detected above the noise floor which was at least 20dB below the specification limit.

MID CHANNEL DATA

Trace Markers

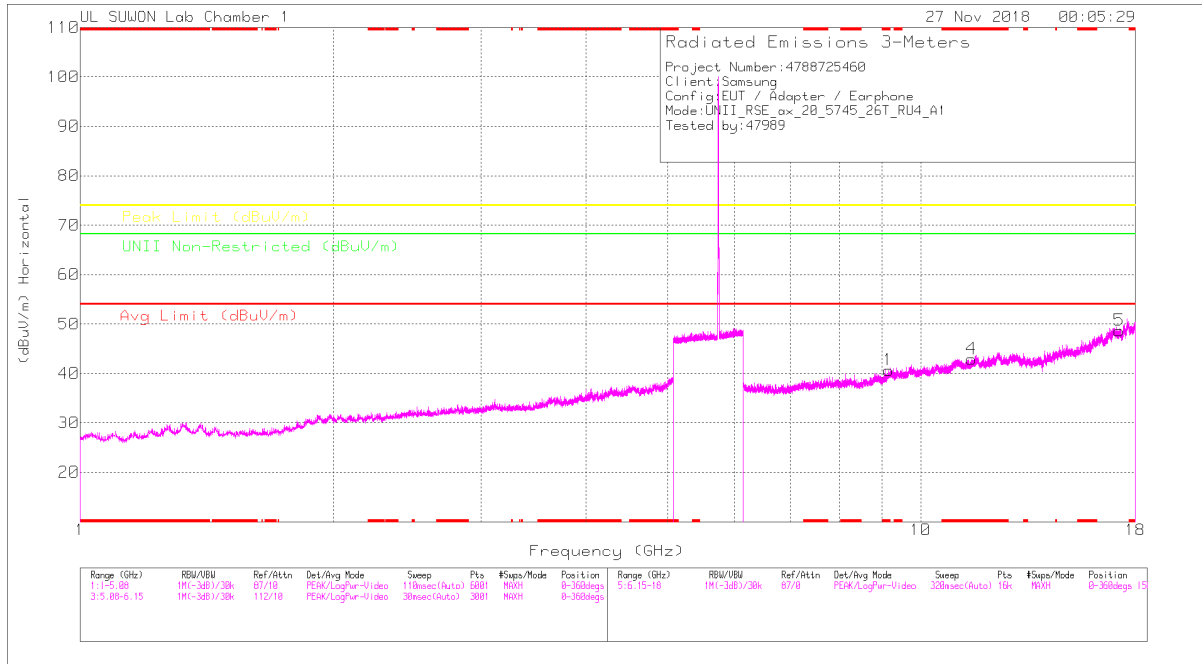
Marker	Frequency (GHz)	Major Reading (dBuV)	Det	3117_00168717	66Hz_HR(dB)	DC Corr (dB)	Corrected Reading (dBuV/m)	Avg Limit (dBuV/m)	Margin (dB)	Peak Limit (dBuV/m)	Margin (dB)	Limit Non-Restricted (dBuV/m)	Margin (dB)	Altitude (Degs)	Height (cm)	Polarity
1	* 7.482	30.4	PK	35.8	-27.1	0	39.1	-	-	74	-34.9	-	-	0-360	150	H
4	* 11.527	26.22	PK	38.5	-22.4	0	42.32	-	-	74	-31.68	-	-	0-360	250	H
5	17.333	24.94	PK	41.2	-17.3	0	48.84	-	-	-	-	68.2	-19.36	0-360	150	H
2	* 11.538	26.63	PK	38.5	-22.5	0	42.63	-	-	74	-31.37	-	-	0-360	150	V
3	* 7.493	29.25	PK	35.8	-27	0	38.05	-	-	74	-35.95	-	-	0-360	150	V
6	17.328	24.21	PK	41.2	-17.2	0	48.21	-	-	-	-	68.2	-19.99	0-360	150	V

* - indicates frequency in CFR47 Pt 15 / IC RSS-Restricted Band
 PK – Peak detector

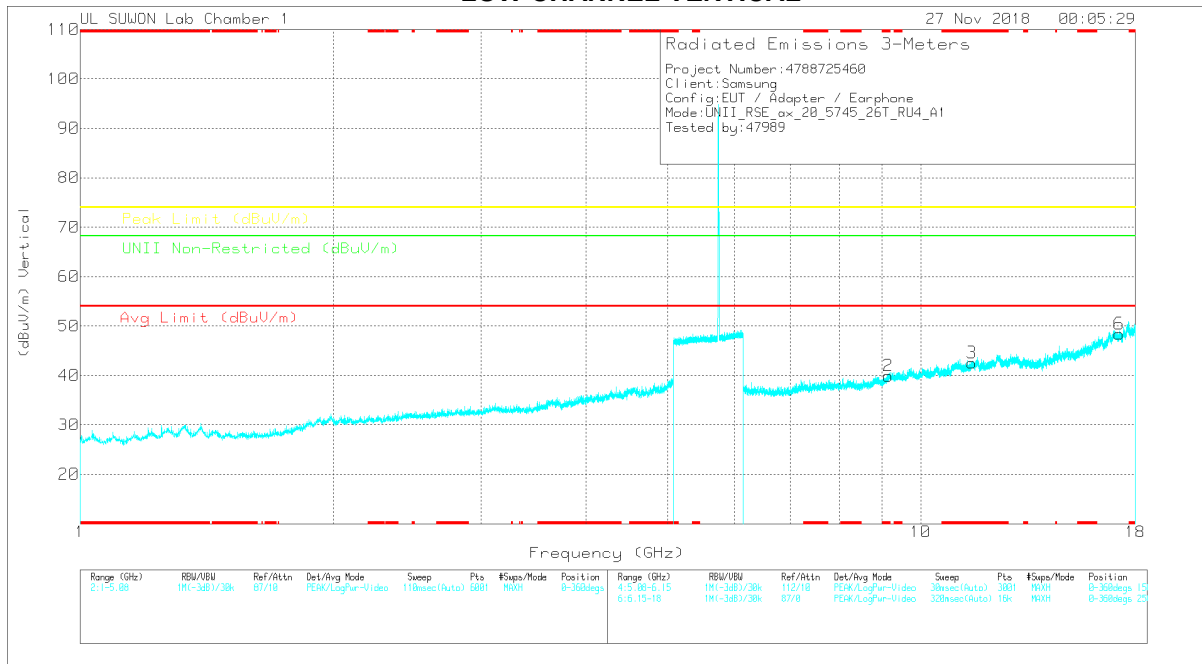
Note: Only peak measurement was performed. Because peak measurement result of unwanted emission is less than average limit (54dBuV/m).

HE20 RU mode (ANT_1 / 26T / Low: 4, Mid: 4, High: 4)

LOW CHANNEL HORIZONTAL



LOW CHANNEL VERTICAL



Note: Emission was scanned up to 40GHz; No emissions were detected above the noise floor which was at least 20dB below the specification limit.

LOW CHANNEL DATA

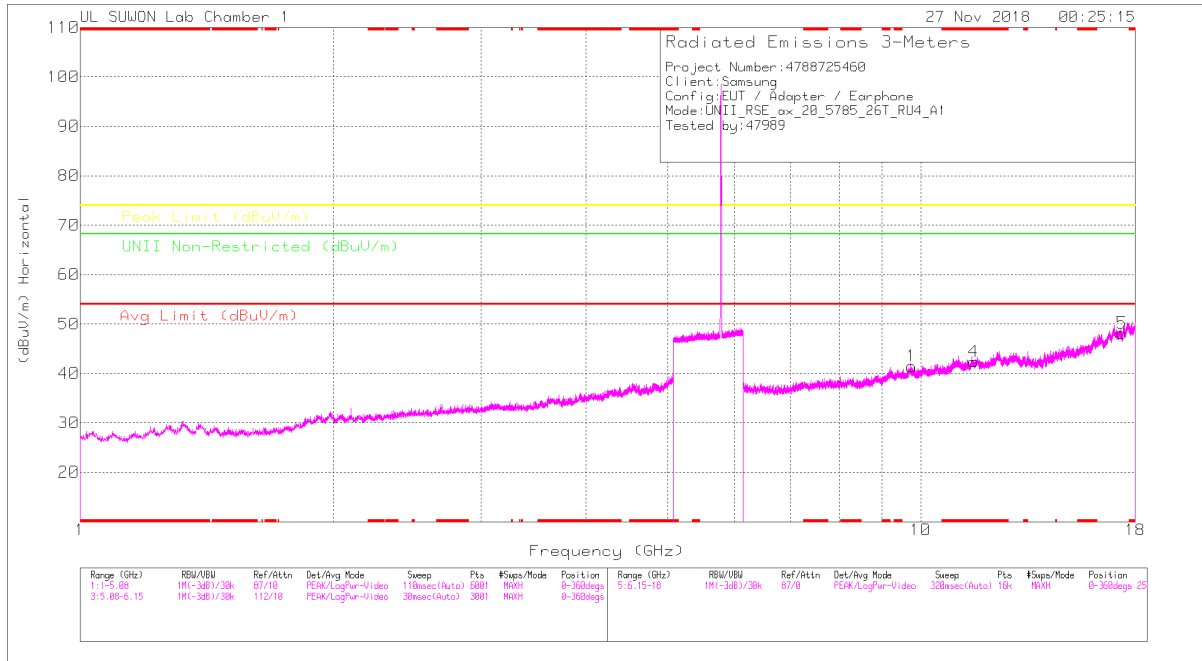
Trace Markers

Marker	Frequency (GHz)	Marker Reading (dBuV)	Det	3117_00188717	66Hz_HF(dB)	DC Corr (dB)	Corrected Reading (dBuV/m)	Avg Limit (dBuV/m)	Margin (dB)	Peak Limit (dBuV/m)	Margin (dB)	Unli Non-Restricted (dBuV/m)	Margin (dB)	Altitude (Degs)	Height (cm)	Polarity
1	* 9.157	27.57	PK	36.7	-23.6	0	40.67	-	-	74	-33.33	-	-	0-360	150	H
4	* 11.494	26.75	PK	38.5	-22.3	0	42.95	-	-	74	-31.05	-	-	0-360	250	H
5	17.225	24.3	PK	41.3	-16.9	0	48.7	-	-	-	-	68.2	-19.5	0-360	250	H
2	* 9.156	26.92	PK	36.7	-23.7	0	39.92	-	-	74	-34.08	-	-	0-360	250	V
3	* 11.502	26.35	PK	38.5	-22.3	0	42.55	-	-	74	-31.45	-	-	0-360	250	V
6	17.222	24.1	PK	41.3	-17	0	48.4	-	-	-	-	68.2	-19.8	0-360	150	V

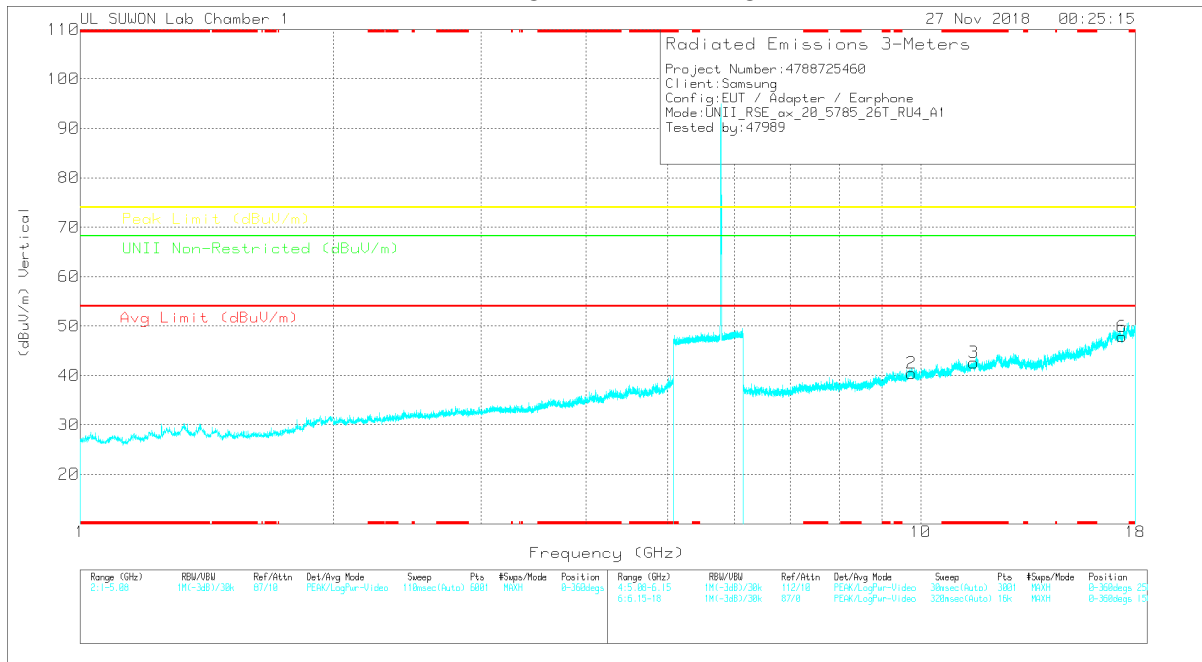
* - indicates frequency in CFR47 Pt 15 / IC RSS-Restricted Band
 PK – Peak detector

Note: Only peak measurement was performed. Because peak measurement result of unwanted emission is less than average limit (54dBuV/m).

MID CHANNEL HORIZONTAL



MID CHANNEL VERTICAL



Note: Emission was scanned up to 40GHz; No emissions were detected above the noise floor which was at least 20dB below the specification limit.

MID CHANNEL DATA

Trace Markers

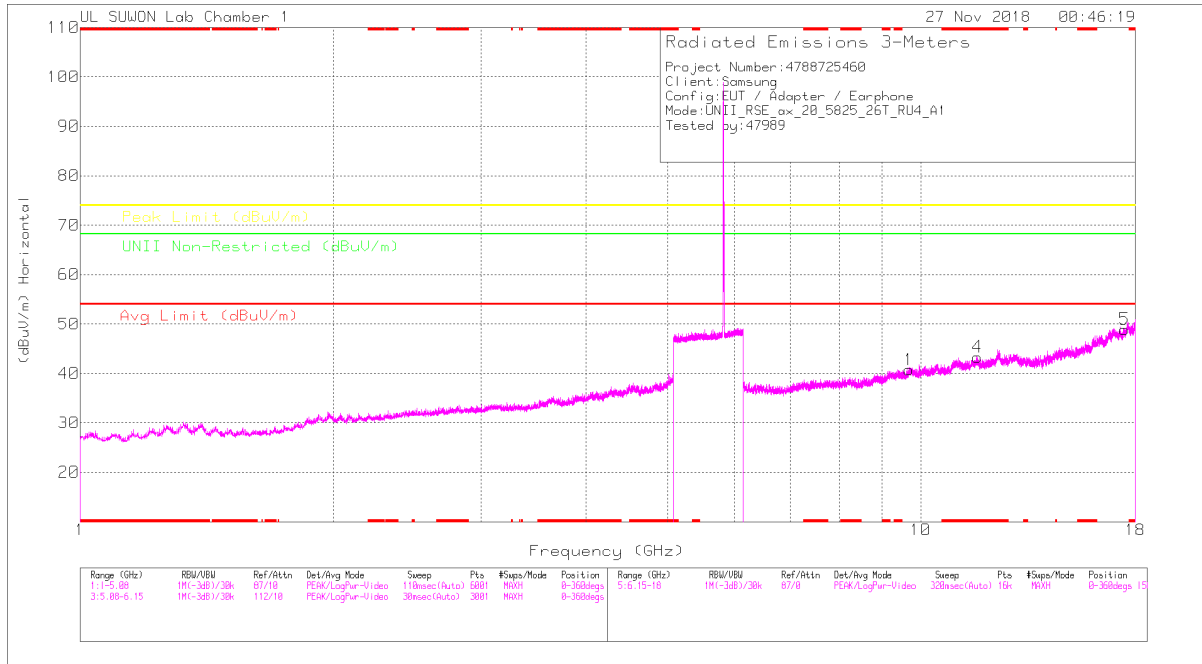
Marker	Frequency (GHz)	Meter Reading (dBuV)	Det	3117_00168717	6GHz_HF[dB]	DC Corr (dB)	Corrected Reading (dBuV/m)	Avg Limit (dBuV/m)	Margin (dB)	Peak Limit (dBuV/m)	Margin (dB)	UNII Non-Restricted (dBuV/m)	Margin (dB)	Asimuth (Degs)	Height (cm)	Polarity
1	9.759	27.15	PK	37.2	-22.9	0	41.45	-	-	-	-	68.2	-26.75	0-360	150	H
4	* 11.565	26.27	PK	38.6	-22.5	0	42.37	-	-	74	-31.63	-	-	0-360	250	H
5	17.351	24.45	PK	41.2	-17.5	0	48.15	-	-	-	-	68.2	-20.05	0-360	250	H
2	9.757	26.14	PK	37.2	-22.9	0	40.44	-	-	-	-	68.2	-27.76	0-360	250	V
3	* 11.57	26.5	PK	38.6	-22.5	0	42.6	-	-	74	-31.4	-	-	0-360	150	V
6	17.35	24.18	PK	41.2	-17.5	0	47.88	-	-	-	-	68.2	-20.32	0-360	150	V

* - indicates frequency in CFR47 Pt 15 / IC RSS-Restricted Band

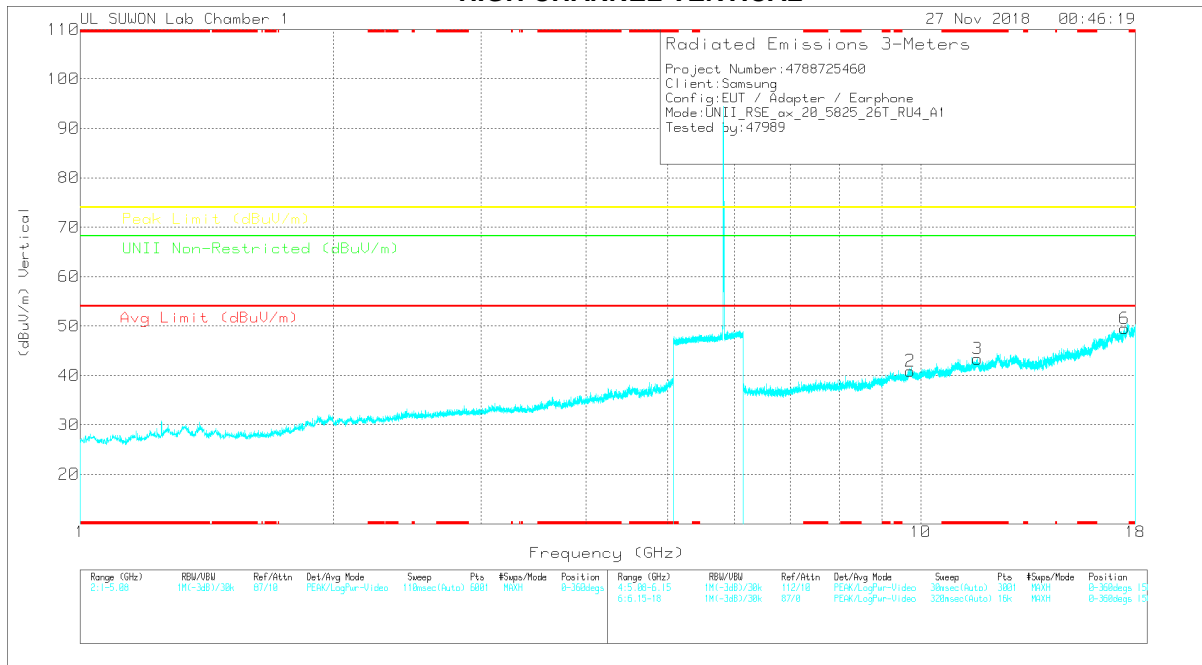
PK – Peak detector

Note: Only peak measurement was performed. Because peak measurement result of unwanted emission is less than average limit (54dBuV/m).

HIGH CHANNEL HORIZONTAL



HIGH CHANNEL VERTICAL



Note: Emission was scanned up to 40GHz; No emissions were detected above the noise floor which was at least 20dB below the specification limit.

HIGH CHANNEL DATA

Trace Markers

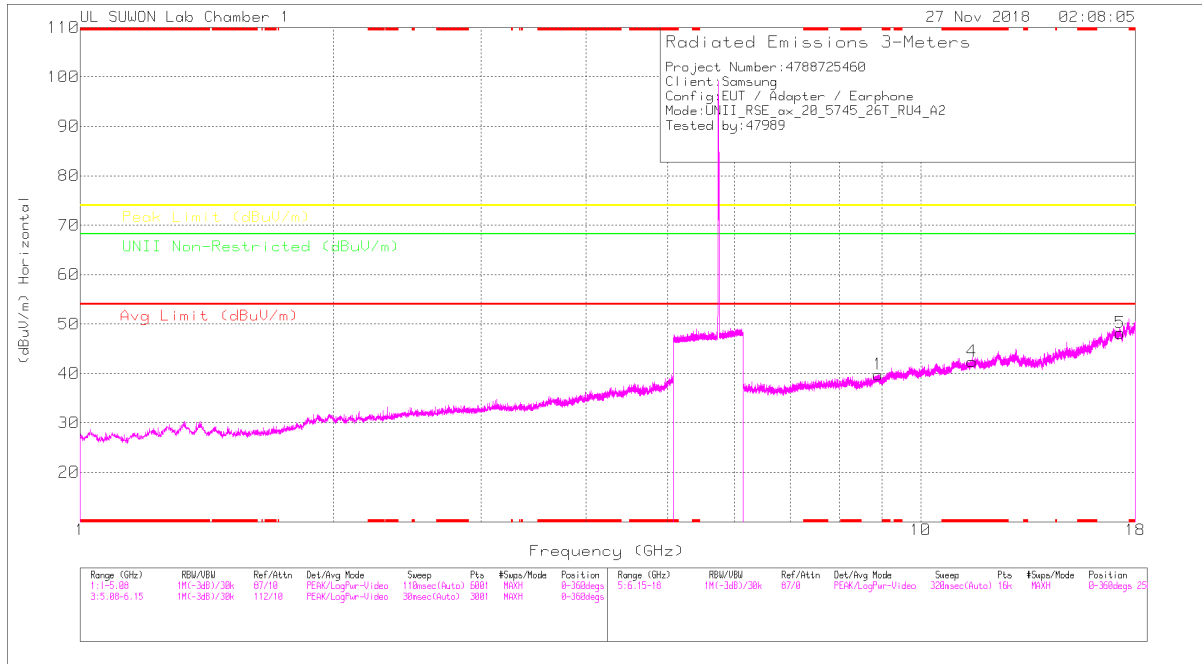
Marker	Frequency (GHz)	Major Reading (dBuV)	Det	3117_00188717	66Hz_HR(dB)	DC Corr (dB)	Corrected Reading (dBuV/m)	Avg Limit (dBuV/m)	Margin (dB)	Peak Limit (dBuV/m)	Margin (dB)	Limit Non-Restricted (dBuV/m)	Margin (dB)	Altitude (Degs)	Height (cm)	Polarity
1	9.685	27.11	PK	37.1	-23.5	0	40.71	-	-	-	-	68.2	-27.49	0-360	150	H
4	*11.681	26.11	PK	38.7	-21.5	0	43.31	-	-	74	-30.69	-	-	0-360	150	H
5	17.473	24.24	PK	41.2	-16.5	0	48.94	-	-	-	-	68.2	-19.26	0-360	150	H
2	9.714	26.89	PK	37.2	-23.2	0	40.89	-	-	-	-	68.2	-27.31	0-360	250	V
3	*11.68	26.16	PK	38.7	-21.5	0	43.36	-	-	74	-30.64	-	-	0-360	250	V
6	17.469	24.69	PK	41.2	-16.4	0	49.49	-	-	-	-	68.2	-18.71	0-360	250	V

* - indicates frequency in CFR47 Pt 15 / IC RSS-Restricted Band
 PK – Peak detector

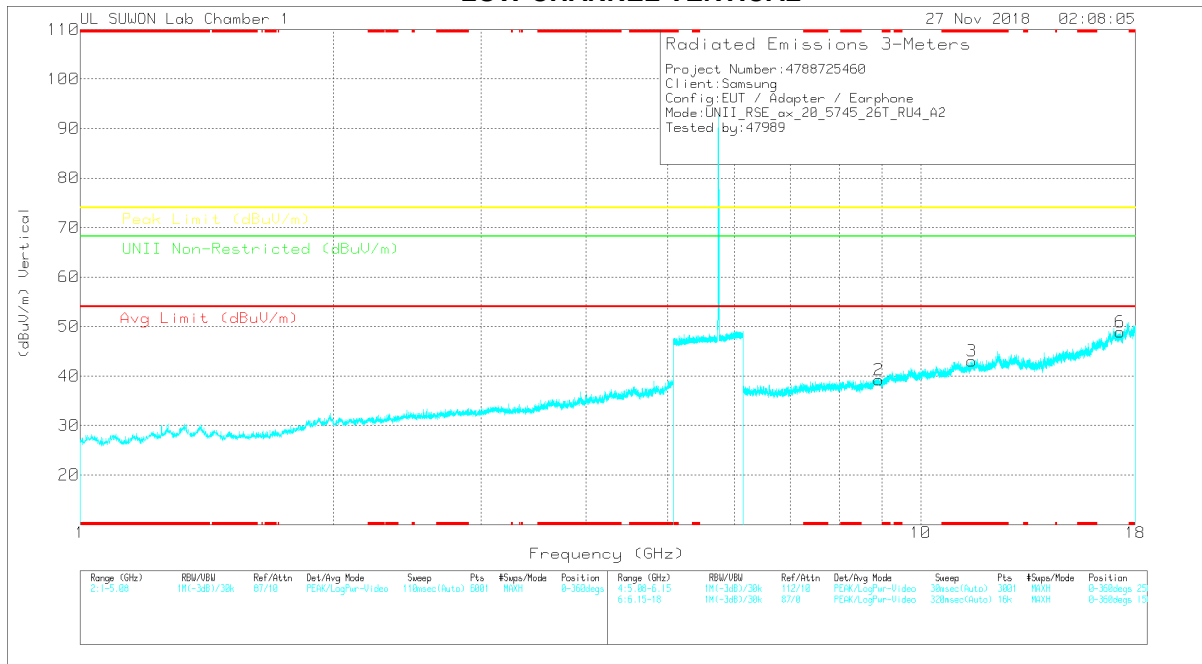
Note: Only peak measurement was performed. Because peak measurement result of unwanted emission is less than average limit (54dBuV/m).

HE20 RU mode (ANT_2 / 26T / Low: 0, Mid: 0, High: 0)

LOW CHANNEL HORIZONTAL



LOW CHANNEL VERTICAL



Note: Emission was scanned up to 40GHz; No emissions were detected above the noise floor which was at least 20dB below the specification limit.

LOW CHANNEL DATA

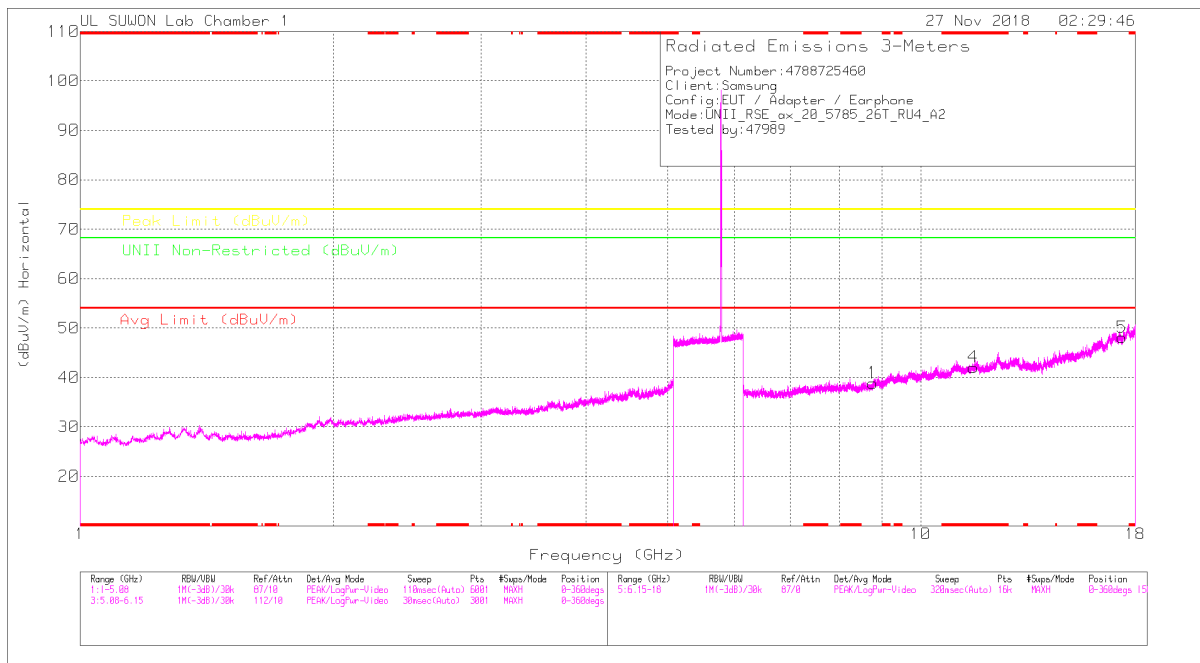
Trace Markers

Marker	Frequency (GHz)	Major Reading (dBuV)	Det	3117_00188717	66Hz_HR(dB)	DC Corr (dB)	Corrected Reading (dBuV/m)	Avg Limit (dBuV/m)	Margin (dB)	Peak Limit (dBuV/m)	Margin (dB)	Limit Non-Restricted (dBuV/m)	Margin (dB)	Azimuth (Degs)	Height (cm)	Polarity
1	8.904	27.08	PK	36.6	-23.9	0	39.78	-	-	-	-	68.2	-28.42	0-360	250	H
4	*11.512	26.21	PK	38.5	-22.3	0	42.41	-	-	74	-31.59	-	-	0-360	150	H
5	17.276	23.4	PK	41.3	-16.5	0	48.2	-	-	-	-	68.2	-20	0-360	150	H
2	8.916	26.61	PK	36.6	-24	0	39.21	-	-	-	-	68.2	-28.99	0-360	250	V
3	*11.507	26.81	PK	38.5	-22.3	0	43.01	-	-	74	-30.99	-	-	0-360	250	V
6	17.272	24.06	PK	41.3	-16.5	0	48.86	-	-	-	-	68.2	-19.34	0-360	250	V

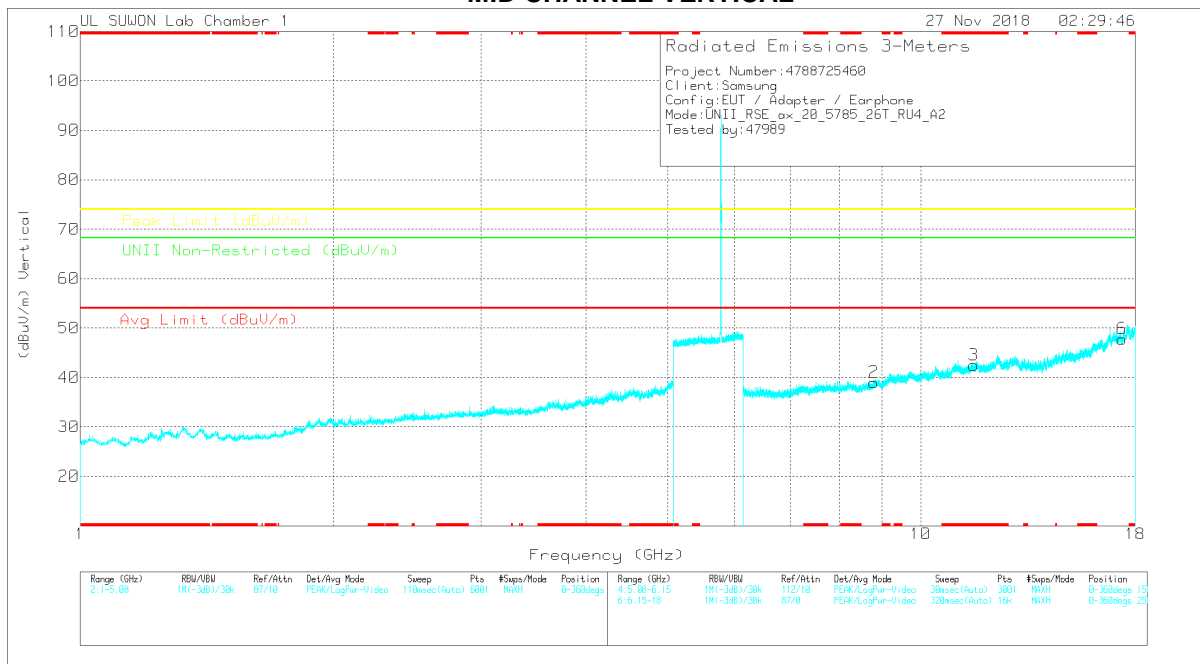
* - indicates frequency in CFR47 Pt 15 / IC RSS-Restricted Band
 PK – Peak detector

Note: Only peak measurement was performed. Because peak measurement result of unwanted emission is less than average limit (54dBuV/m).

MID CHANNEL HORIZONTAL



MID CHANNEL VERTICAL



Note: Emission was scanned up to 40GHz; No emissions were detected above the noise floor which was at least 20dB below the specification limit.

MID CHANNEL DATA

Trace Markers

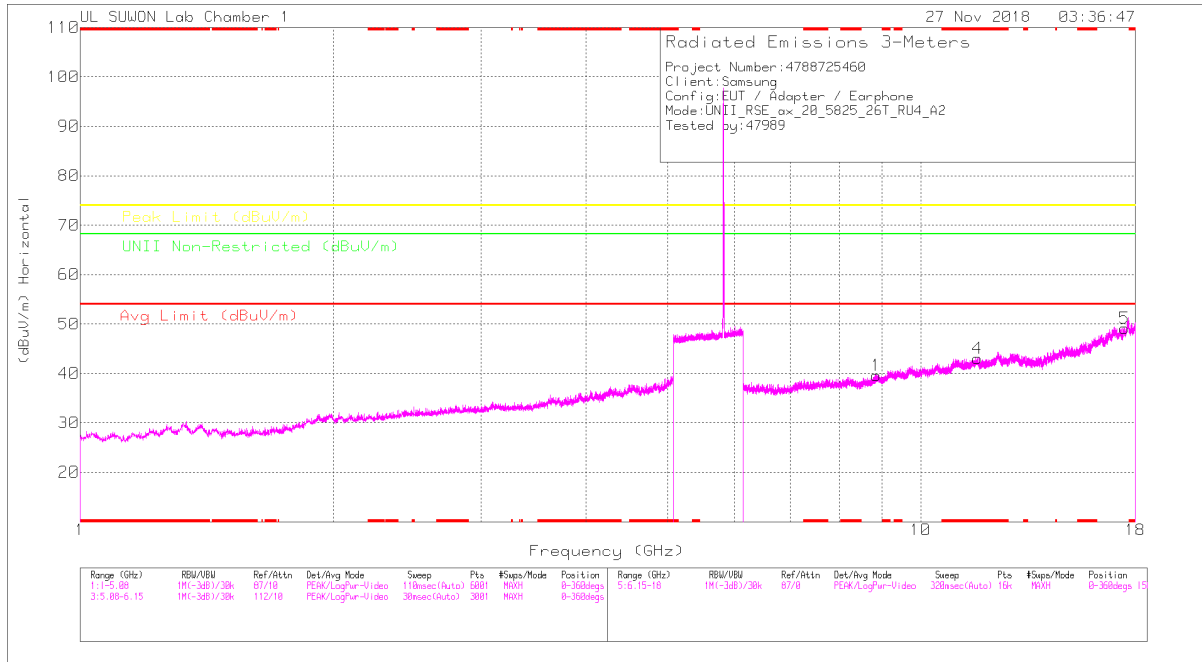
Marker	Frequency (GHz)	Meter Reading (dBuV)	Det	3117_00168717	6GHz_HF[dB]	DC Corr (dB)	Corrected Reading (dBuV/m)	Avg Limit (dBuV/m)	Margin (dB)	Peak Limit (dBuV/m)	Margin (dB)	UNII Non-Restricted (dBuV/m)	Margin (dB)	Asimuth (Degs)	Height (cm)	Polarity
1	8.772	27.78	PK	36.5	-25.4	0	38.88	-	-	-	-	68.2	-29.32	0-360	250	H
4	*11.552	25.98	PK	38.6	-22.5	0	42.08	-	-	74	-31.92	-	-	0-360	250	H
5	17.366	24.43	PK	41.2	-17.5	0	48.13	-	-	-	-	68.2	-20.07	0-360	150	H
2	8.798	27.41	PK	36.5	-24.9	0	39.01	-	-	-	-	68.2	-29.19	0-360	150	V
3	*11.57	26.38	PK	38.6	-22.5	0	42.48	-	-	74	-31.52	-	-	0-360	150	V
6	17.362	24.2	PK	41.2	-17.6	0	47.8	-	-	-	-	68.2	-20.4	0-360	250	V

* - indicates frequency in CFR47 Pt 15 / IC RSS-Restricted Band

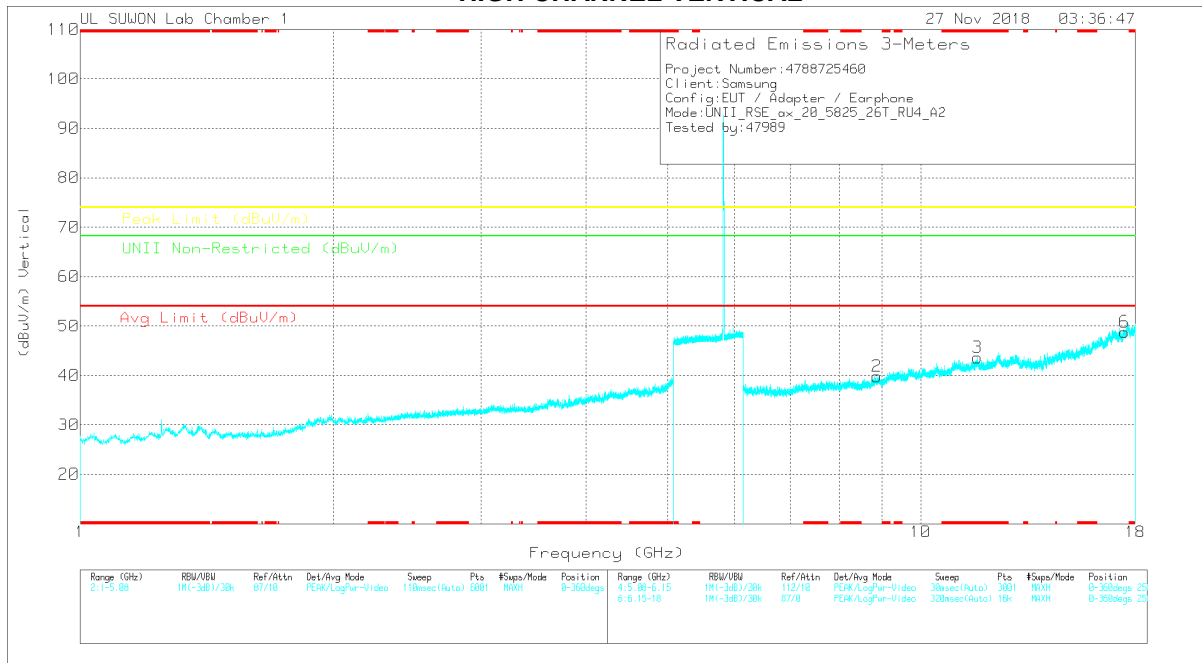
PK – Peak detector

Note: Only peak measurement was performed. Because peak measurement result of unwanted emission is less than average limit (54dBuV/m).

HIGH CHANNEL HORIZONTAL



HIGH CHANNEL VERTICAL



Note: Emission was scanned up to 40GHz; No emissions were detected above the noise floor which was at least 20dB below the specification limit.

HIGH CHANNEL DATA

Trace Markers

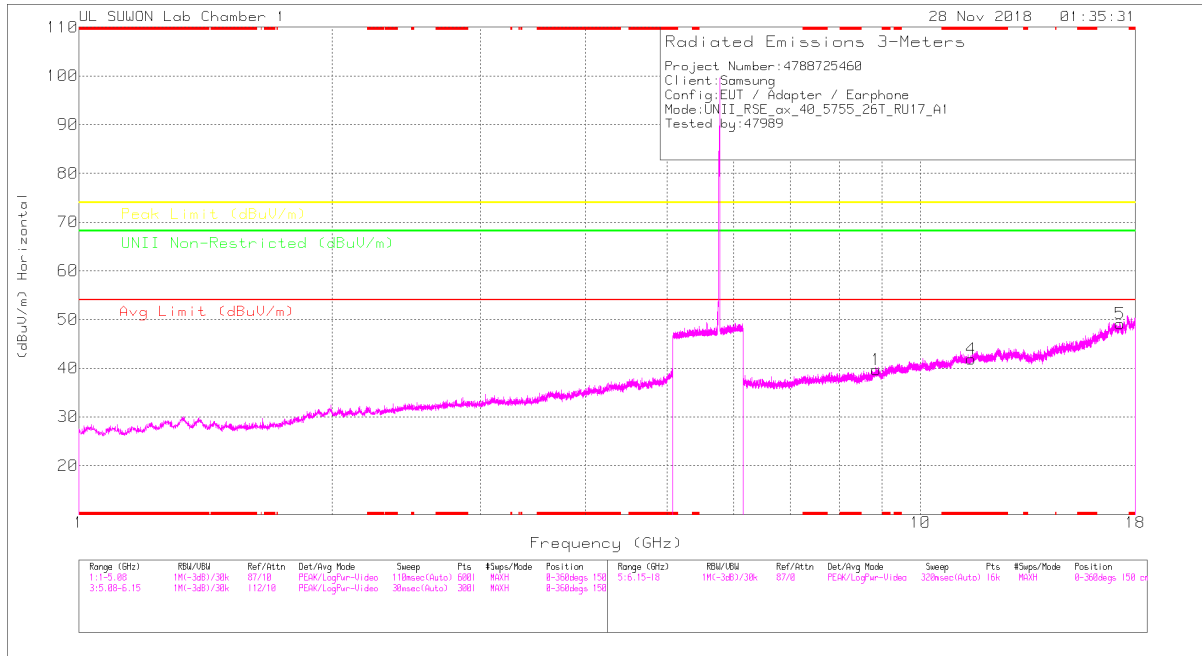
Marker	Frequency (GHz)	Major Reading (dBuV)	Det	3117_00188717	66Hz_HR(dB)	DC Corr (dB)	Corrected Reading (dBuV/m)	Avg Limit (dBuV/m)	Margin (dB)	Peak Limit (dBuV/m)	Margin (dB)	Limit Non-Restricted (dBuV/m)	Margin (dB)	Altitude (Degs)	Height (cm)	Polarity
1	8.86	27.06	PK	36.5	-24	0	39.56	-	-	-	-	68.2	-28.64	0-360	250	H
4	*11.677	25.84	PK	38.7	-21.5	0	43.04	-	-	74	-30.96	-	-	0-360	250	H
5	17.473	24.45	PK	41.2	-16.5	0	49.15	-	-	-	-	68.2	-19.05	0-360	150	H
2	8.865	27.21	PK	36.5	-23.9	0	39.81	-	-	-	-	68.2	-28.39	0-360	150	V
3	*11.681	26.43	PK	38.7	-21.5	0	43.63	-	-	74	-30.37	-	-	0-360	250	V
6	17.481	24.19	PK	41.2	-16.6	0	48.79	-	-	-	-	68.2	-19.41	0-360	150	V

* - indicates frequency in CFR47 Pt 15 / IC RSS-Restricted Band
 PK – Peak detector

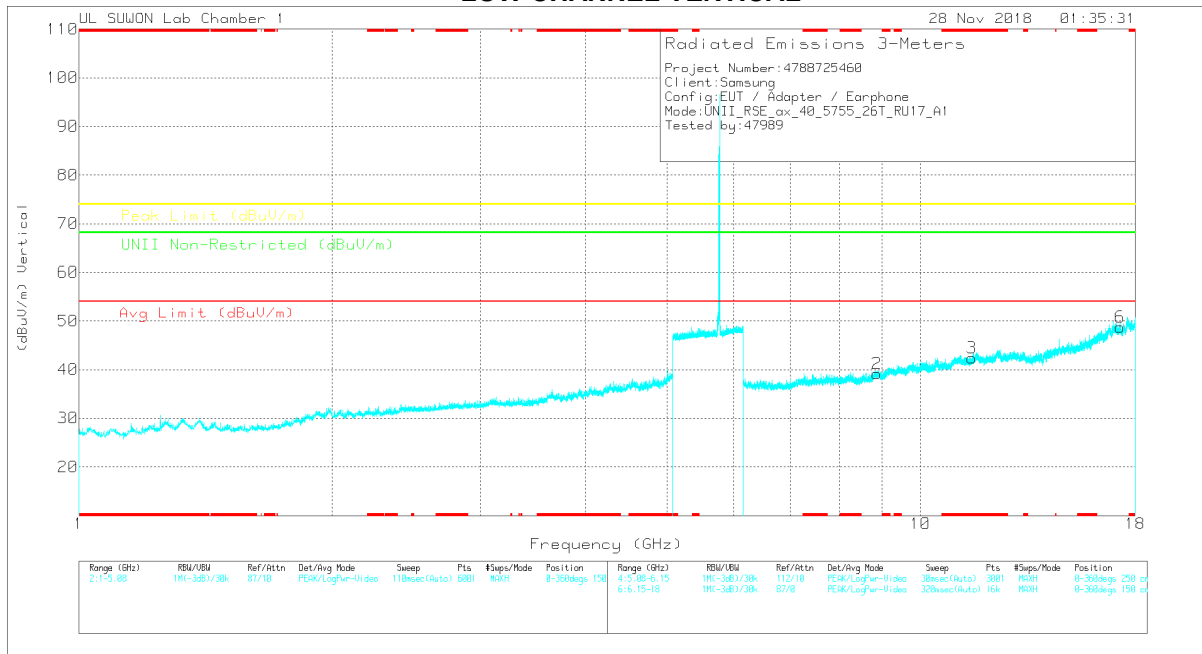
Note: Only peak measurement was performed. Because peak measurement result of unwanted emission is less than average limit (54dBuV/m).

HE40 RU mode (ANT_1 / 26T / Low: 17, High: 9)

LOW CHANNEL HORIZONTAL



LOW CHANNEL VERTICAL



Note: Emission was scanned up to 40GHz; No emissions were detected above the noise floor which was at least 20dB below the specification limit.

LOW CHANNEL DATA

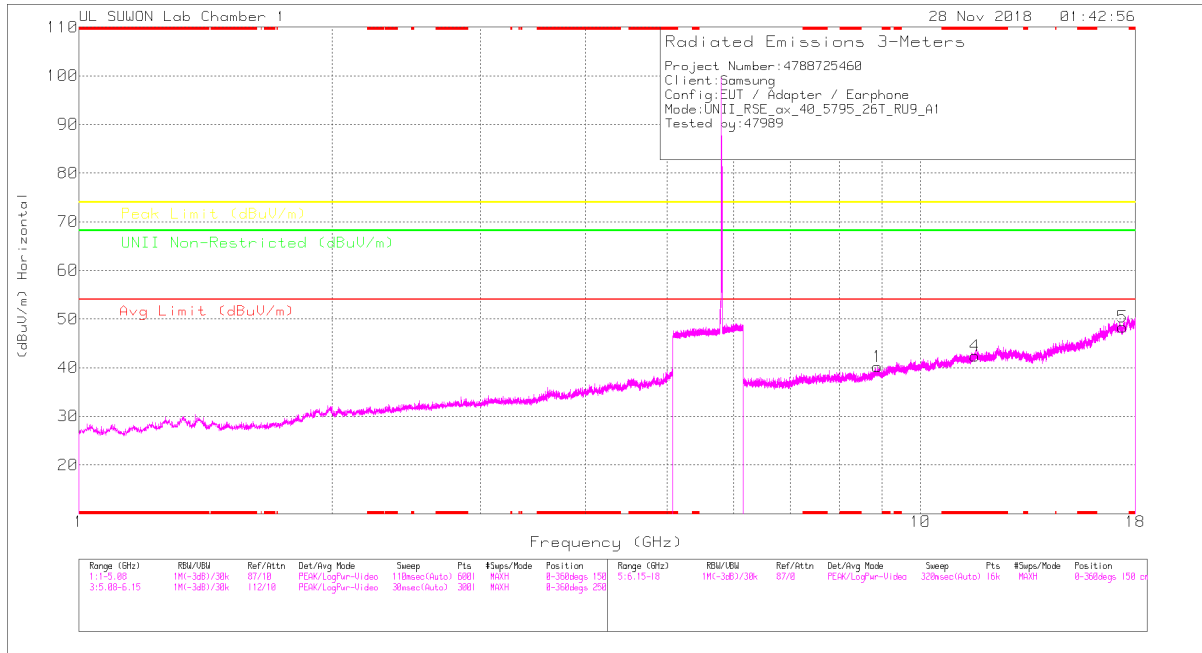
Trace Markers

Marker	Frequency (GHz)	Major Reading (dBuV)	Det	3117_00188717	66Hz_HR(dB)	DC Corr (dB)	Corrected Reading (dBuV/m)	Avg Limit (dBuV/m)	Margin (dB)	Peak Limit (dBuV/m)	Margin (dB)	Limit Non-Restricted (dBuV/m)	Margin (dB)	Azimuth (Degs)	Height (cm)	Polarity
1	8.863	27.15	PK	36.5	-24	0	39.65	-	-	-	-	68.2	-28.55	0-360	150	H
4	*11.498	25.72	PK	38.5	-22.3	0	41.92	-	-	74	-32.08	-	-	0-360	150	H
5	17.276	24.29	PK	41.3	-16.5	0	49.09	-	-	-	-	68.2	-19.11	0-360	150	H
2	8.877	26.67	PK	36.5	-24	0	39.17	-	-	-	-	68.2	-29.03	0-360	150	V
3	*11.507	26.15	PK	38.5	-22.3	0	42.35	-	-	74	-31.65	-	-	0-360	150	V
6	17.254	23.95	PK	41.3	-16.5	0	48.75	-	-	-	-	68.2	-19.45	0-360	150	V

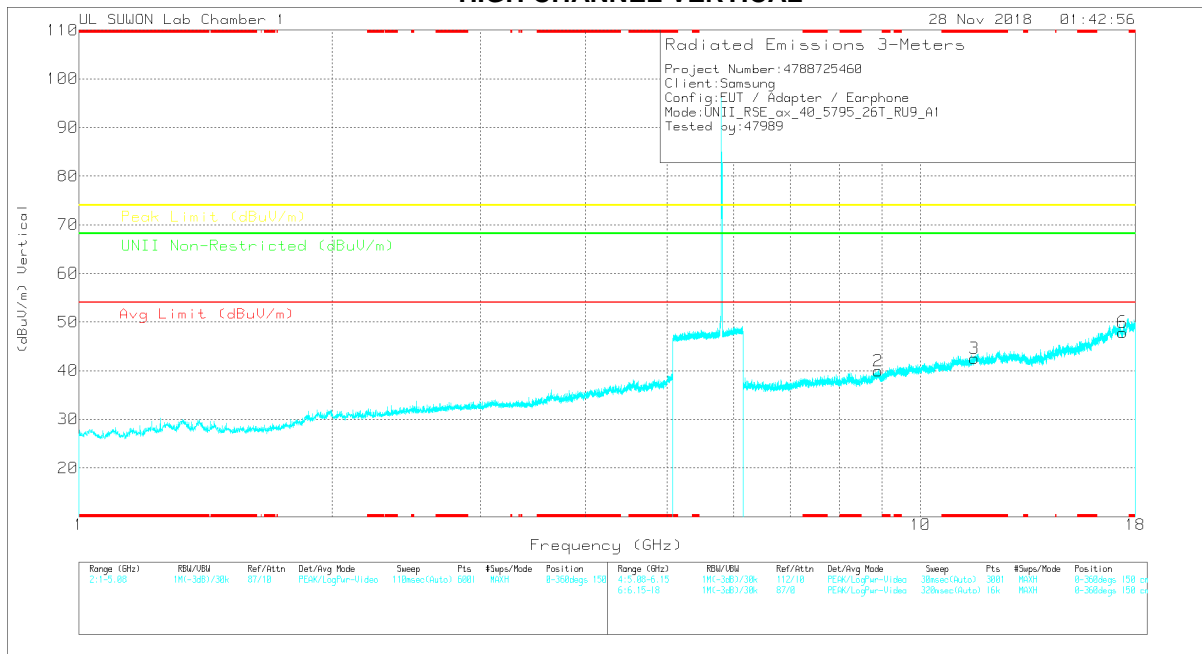
* - indicates frequency in CFR47 Pt 15 / IC RSS-Restricted Band
 PK – Peak detector

Note: Only peak measurement was performed. Because peak measurement result of unwanted emission is less than average limit (54dBuV/m).

HIGH CHANNEL HORIZONTAL



HIGH CHANNEL VERTICAL



Note: Emission was scanned up to 40GHz; No emissions were detected above the noise floor which was at least 20dB below the specification limit.

HIGH CHANNEL DATA

Trace Markers

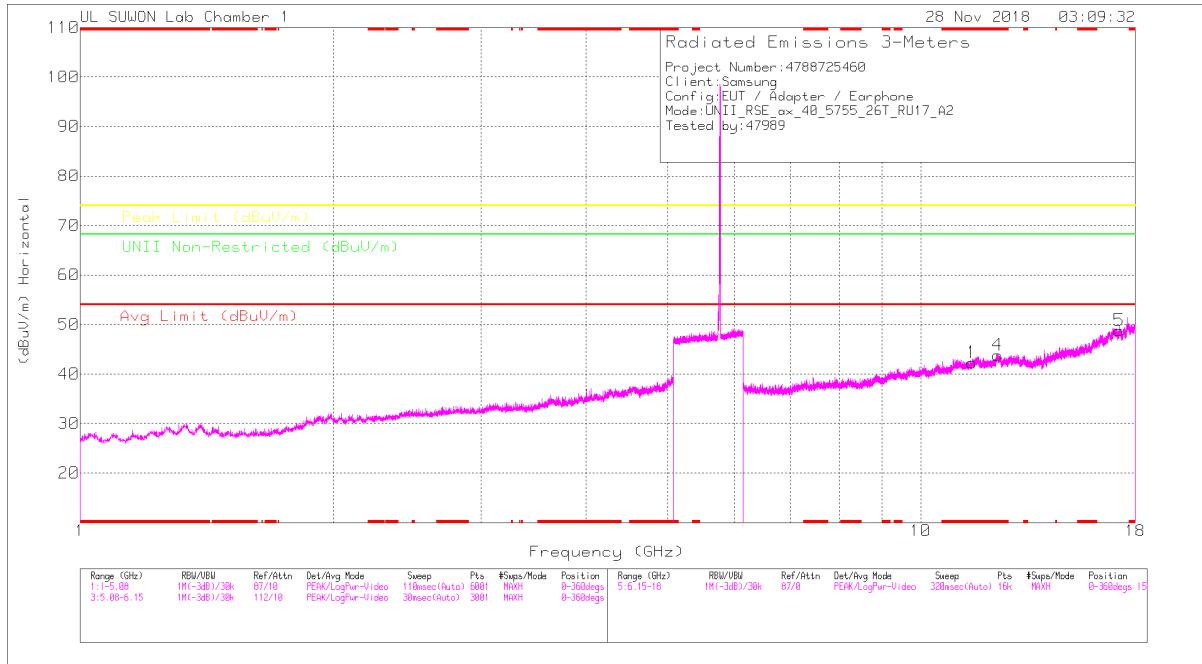
Marker	Frequency (GHz)	Major Reading (dBuV)	Det	3117_00188717	66Hz_HR(dB)	DC Corr (dB)	Corrected Reading (dBuV/m)	Avg Limit (dBuV/m)	Margin (dB)	Peak Limit (dBuV/m)	Margin (dB)	Limit Non-Restricted (dBuV/m)	Margin (dB)	Azimuth (Degs)	Height (cm)	Polarity
1	8.889	27.57	PK	36.5	-23.9	0	40.17	-	-	-	-	68.2	-28.03	0-360	150	H
4	*11.599	26.07	PK	38.6	-22.3	0	42.37	-	-	74	-31.63	-	-	0-360	150	H
5	17.384	24.39	PK	41.2	-17.2	0	48.39	-	-	-	-	68.2	-19.81	0-360	250	H
2	8.903	27.37	PK	36.6	-24	0	39.97	-	-	-	-	68.2	-28.23	0-360	150	V
3	*11.597	26.21	PK	38.6	-22.3	0	42.51	-	-	74	-31.49	-	-	0-360	150	V
6	17.383	23.89	PK	41.2	-17.2	0	47.89	-	-	-	-	68.2	-20.31	0-360	250	V

* - indicates frequency in CFR47 Pt 15 / IC RSS-Restricted Band
 PK – Peak detector

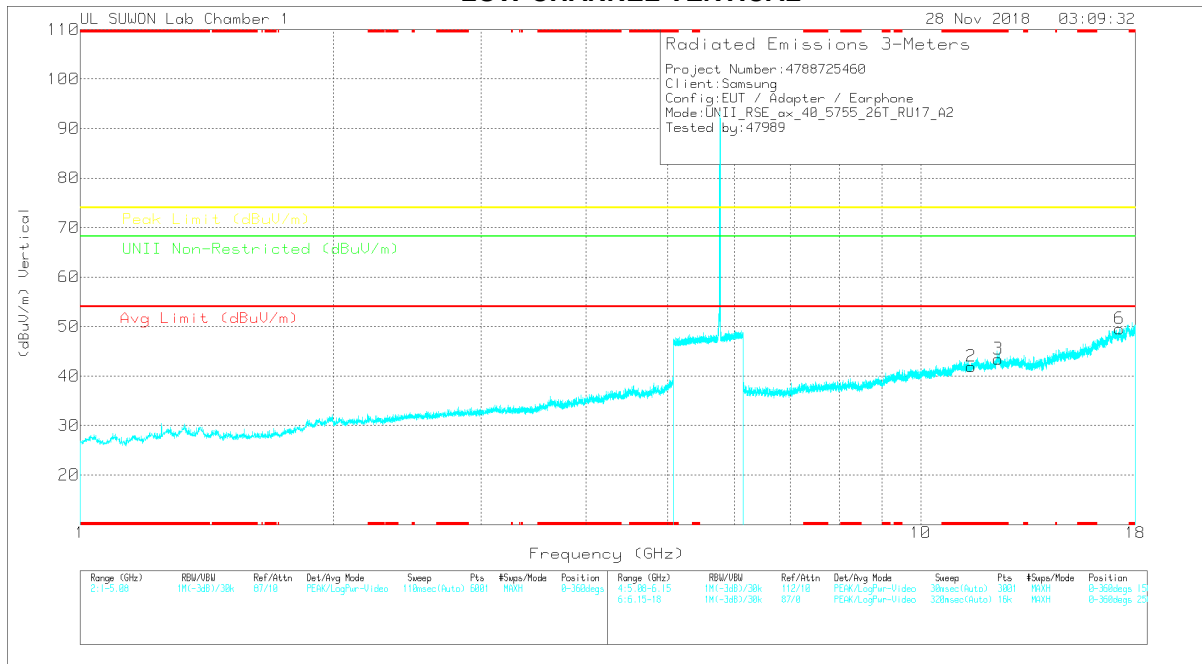
Note: Only peak measurement was performed. Because peak measurement result of unwanted emission is less than average limit (54dBuV/m).

HE40 RU mode (ANT_2 / 26T / Low: 17, High: 17)

LOW CHANNEL HORIZONTAL



LOW CHANNEL VERTICAL



Note: Emission was scanned up to 40GHz; No emissions were detected above the noise floor which was at least 20dB below the specification limit.

LOW CHANNEL DATA

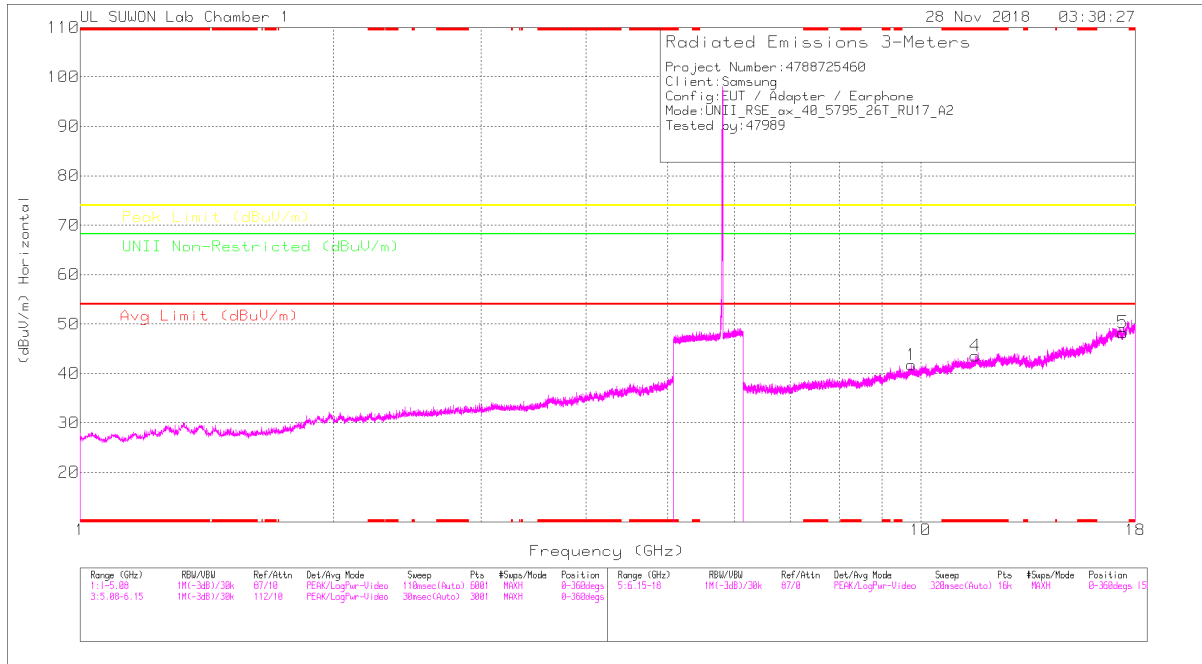
Trace Markers

Marker	Frequency (GHz)	Major Reading (dBuV)	Det	3117_00188717	66Hz_HR(dB)	DC Corr (dB)	Corrected Reading (dBuV/m)	Avg Limit (dBuV/m)	Margin (dB)	Peak Limit (dBuV/m)	Margin (dB)	Limit Non-Restricted (dBuV/m)	Margin (dB)	Altitude (Degs)	Height (cm)	Polarity
1	*11.501	26.12	PK	38.5	-22.3	0	42.32	-	-	74	-31.68	-	-	0-360	150	H
4	*12.346	25.64	PK	38.9	-20.7	0	43.84	-	-	74	-30.16	-	-	0-360	150	H
5	17.223	24.48	PK	41.3	-17	0	48.78	-	-	-	-	68.2	-19.42	0-360	150	H
2	*11.484	25.75	PK	38.5	-22.3	0	41.95	-	-	74	-32.05	-	-	0-360	250	V
3	*12.362	25.26	PK	38.9	-20.7	0	43.46	-	-	74	-30.54	-	-	0-360	250	V
6	17.25	24.79	PK	41.3	-16.5	0	49.59	-	-	-	-	68.2	-18.61	0-360	250	V

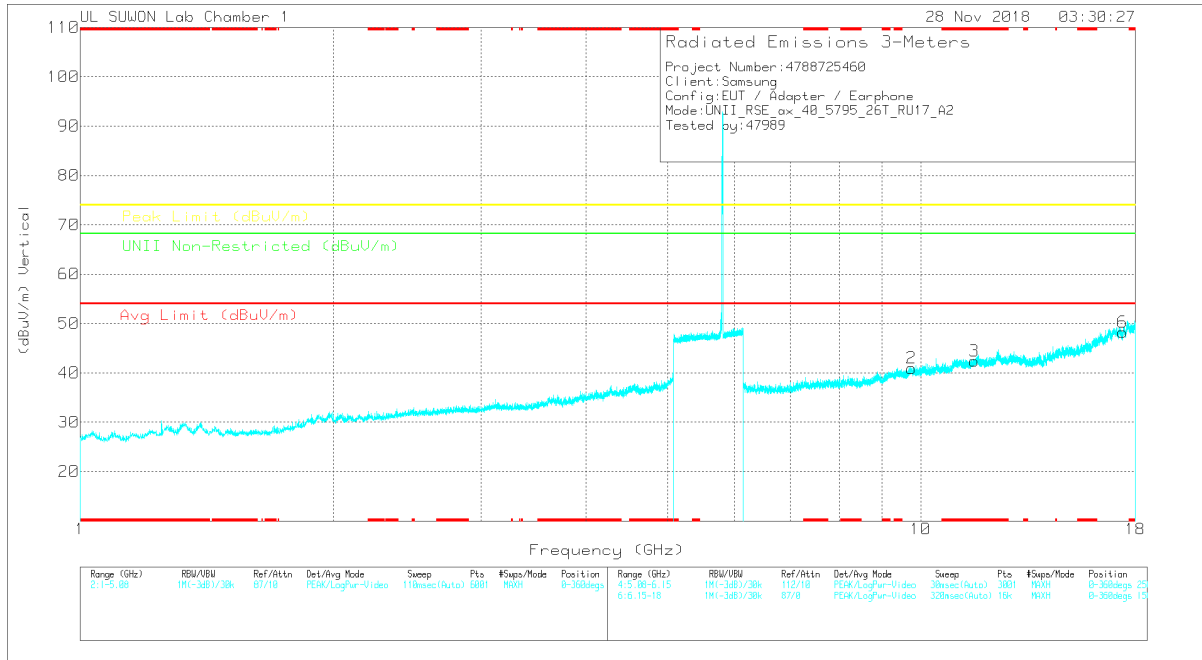
* - indicates frequency in CFR47 Pt 15 / IC RSS-Restricted Band
 PK – Peak detector

Note: Only peak measurement was performed. Because peak measurement result of unwanted emission is less than average limit (54dBuV/m).

HIGH CHANNEL HORIZONTAL



HIGH CHANNEL VERTICAL



Note: Emission was scanned up to 40GHz; No emissions were detected above the noise floor which was at least 20dB below the specification limit.

HIGH CHANNEL DATA

Trace Markers

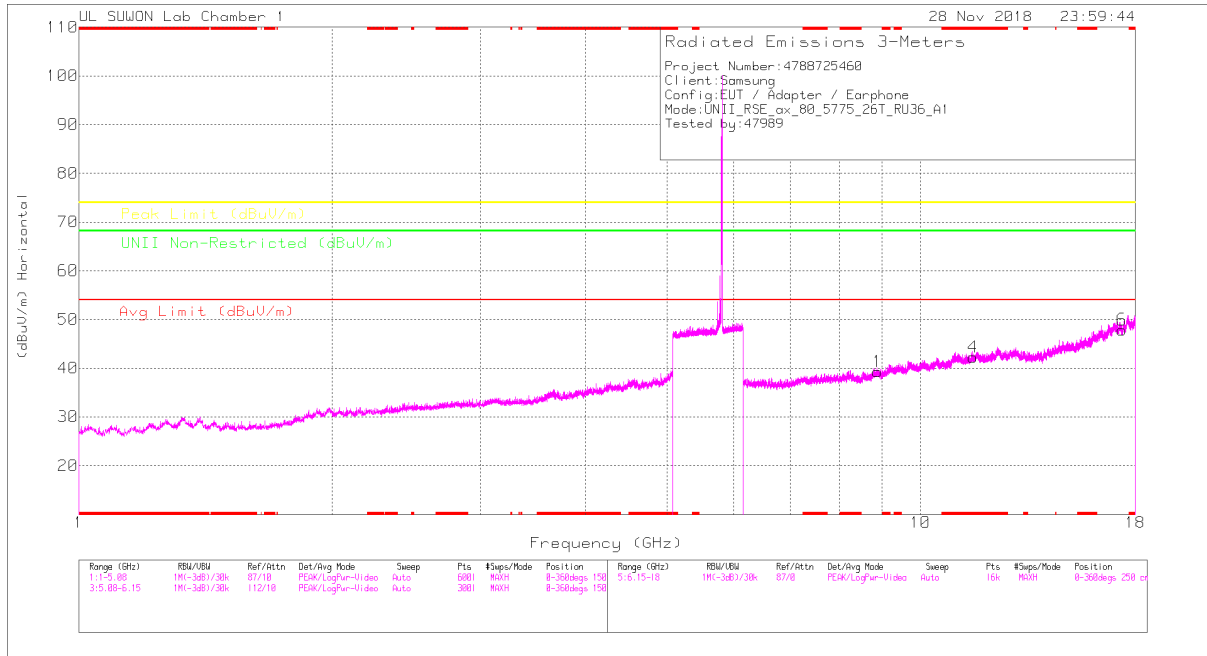
Marker	Frequency (GHz)	Major Reading (dBuV)	Det	3117_00188717	66Hz_HR(dB)	DC Corr (dB)	Corrected Reading (dBuV/m)	Avg Limit (dBuV/m)	Margin (dB)	Peak Limit (dBuV/m)	Margin (dB)	Limit Non-Restricted (dBuV/m)	Margin (dB)	Altitude (Degs)	Height (cm)	Polarity
1	9.752	27.44	PK	37.2	-22.9	0	41.74	-	-	-	-	68.2	-26.46	0-360	150	H
4	*11.613	26.96	PK	38.6	-22	0	43.56	-	-	74	-30.44	-	-	0-360	250	H
5	17.403	23.98	PK	41.2	-16.9	0	48.28	-	-	-	-	68.2	-19.92	0-360	250	H
2	9.749	26.64	PK	37.2	-22.9	0	40.94	-	-	-	-	68.2	-27.26	0-360	150	V
3	*11.59	26.18	PK	38.6	-22.4	0	42.38	-	-	74	-31.62	-	-	0-360	250	V
6	17.393	24.14	PK	41.2	-17.1	0	48.24	-	-	-	-	68.2	-19.96	0-360	150	V

* - indicates frequency in CFR47 Pt 15 / IC RSS-Restricted Band
 PK – Peak detector

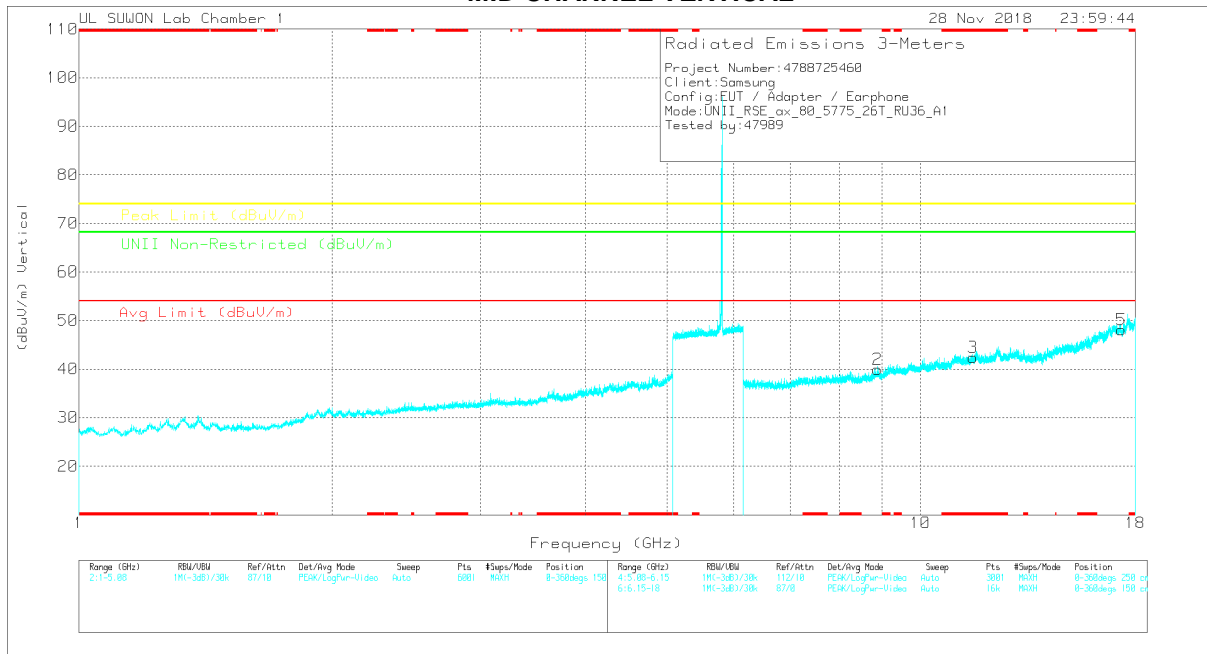
Note: Only peak measurement was performed. Because peak measurement result of unwanted emission is less than average limit (54dBuV/m).

HE80 RU mode (ANT_1 / 26T / Mid: 36)

MID CHANNEL HORIZONTAL



MID CHANNEL VERTICAL



Note: Emission was scanned up to 40GHz; No emissions were detected above the noise floor which was at least 20dB below the specification limit.

MID CHANNEL DATA

Trace Markers

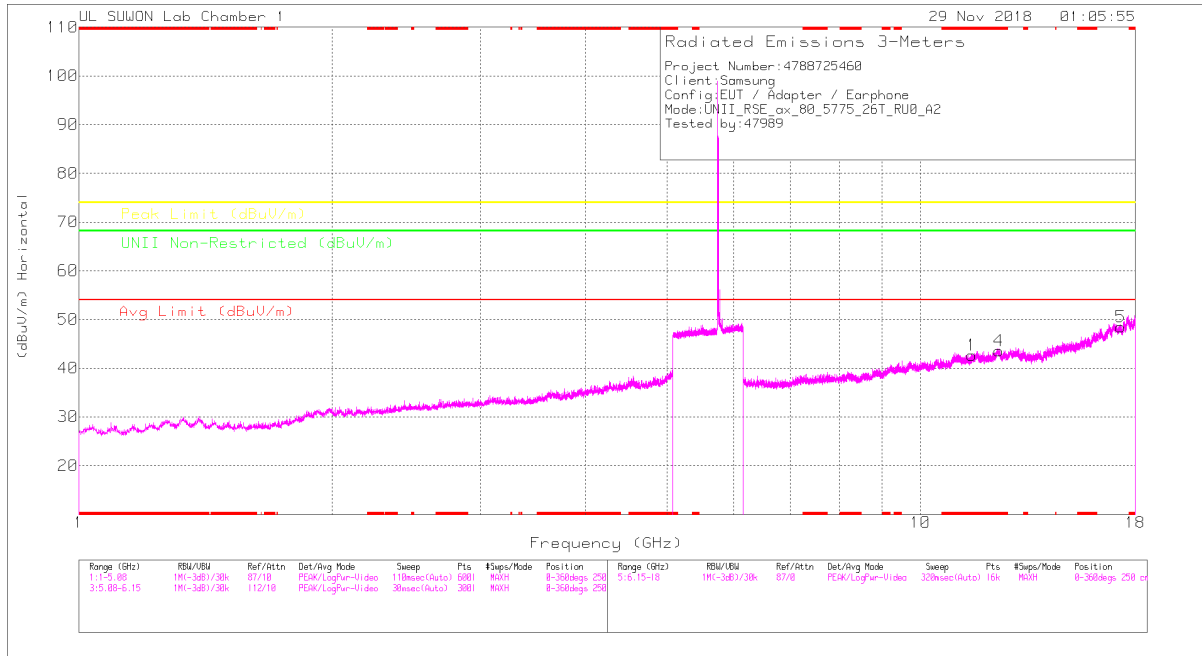
Marker	Frequency (GHz)	Major Reading (dBuV)	Det	3117_00188717	66Hz_HR(dB)	DC Corr (dB)	Corrected Reading (dBuV/m)	Avg Limit (dBuV/m)	Margin (dB)	Peak Limit (dBuV/m)	Margin (dB)	Limit Non-Restricted (dBuV/m)	Margin (dB)	Azimuth (Degs)	Height (cm)	Polarity
1	8.895	26.73	PK	36.5	-23.9	0	39.33	-	-	-	-	68.2	-28.87	0-360	250	H
4	*11.551	26.17	PK	38.6	-22.5	0	42.27	-	-	74	-31.73	-	-	0-360	150	H
6	17.343	24.19	PK	41.2	-17.5	0	47.89	-	-	-	-	68.2	-20.31	0-360	250	H
2	8.893	27.38	PK	36.5	-23.9	0	39.98	-	-	-	-	68.2	-28.22	0-360	150	V
3	*11.544	26.33	PK	38.5	-22.4	0	42.43	-	-	74	-31.57	-	-	0-360	150	V
5	17.326	23.95	PK	41.2	-17.1	0	48.05	-	-	-	-	68.2	-20.15	0-360	250	V

* - indicates frequency in CFR47 Pt 15 / IC RSS-Restricted Band
 PK – Peak detector

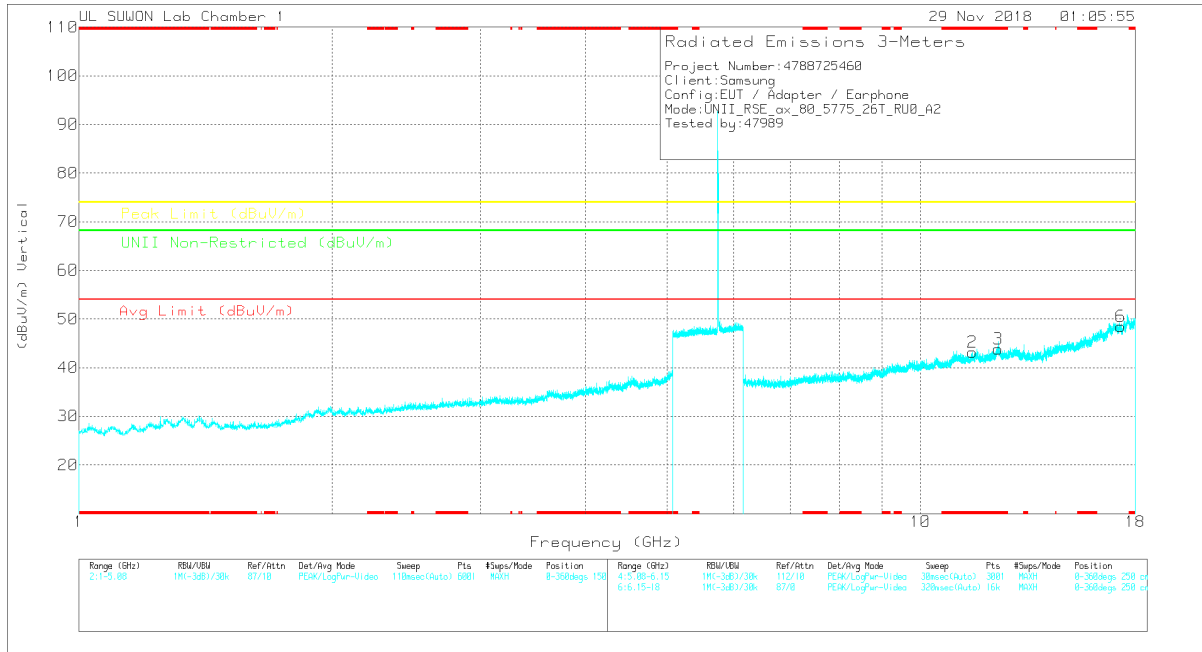
Note: Only peak measurement was performed. Because peak measurement result of unwanted emission is less than average limit (54dBuV/m).

HE80 RU mode (ANT_2 / 26T / Mid: 0)

MID CHANNEL HORIZONTAL



MID CHANNEL VERTICAL



Note: Emission was scanned up to 40GHz; No emissions were detected above the noise floor which was at least 20dB below the specification limit.

MID CHANNEL DATA

Trace Markers

Marker	Frequency (GHz)	Major Reading (dBuV)	Det	3117_00188717	66Hz_HR(dB)	DC Corr (dB)	Corrected Reading (dBuV/m)	Avg Limit (dBuV/m)	Margin (dB)	Peak Limit (dBuV/m)	Margin (dB)	Limit Non-Restricted (dBuV/m)	Margin (dB)	Altitude (Degs)	Height (cm)	Polarity
1	*11.517	26.5	PK	38.5	-22.4	0	42.6	-	-	74	-31.4	-	-	0-360	150	H
4	*12.395	25.61	PK	38.9	-20.9	0	43.61	-	-	74	-30.39	-	-	0-360	250	H
5	17.311	24.03	PK	41.3	-16.8	0	48.53	-	-	-	-	68.2	-19.67	0-360	150	H
2	*11.518	27.06	PK	38.5	-22.4	0	43.16	-	-	74	-30.84	-	-	0-360	150	V
3	*12.38	25.73	PK	38.9	-20.8	0	43.83	-	-	74	-30.17	-	-	0-360	250	V
6	17.286	23.64	PK	41.3	-16.5	0	48.44	-	-	-	-	68.2	-19.76	0-360	150	V

* - indicates frequency in CFR47 Pt 15 / IC RSS-Restricted Band
 PK – Peak detector

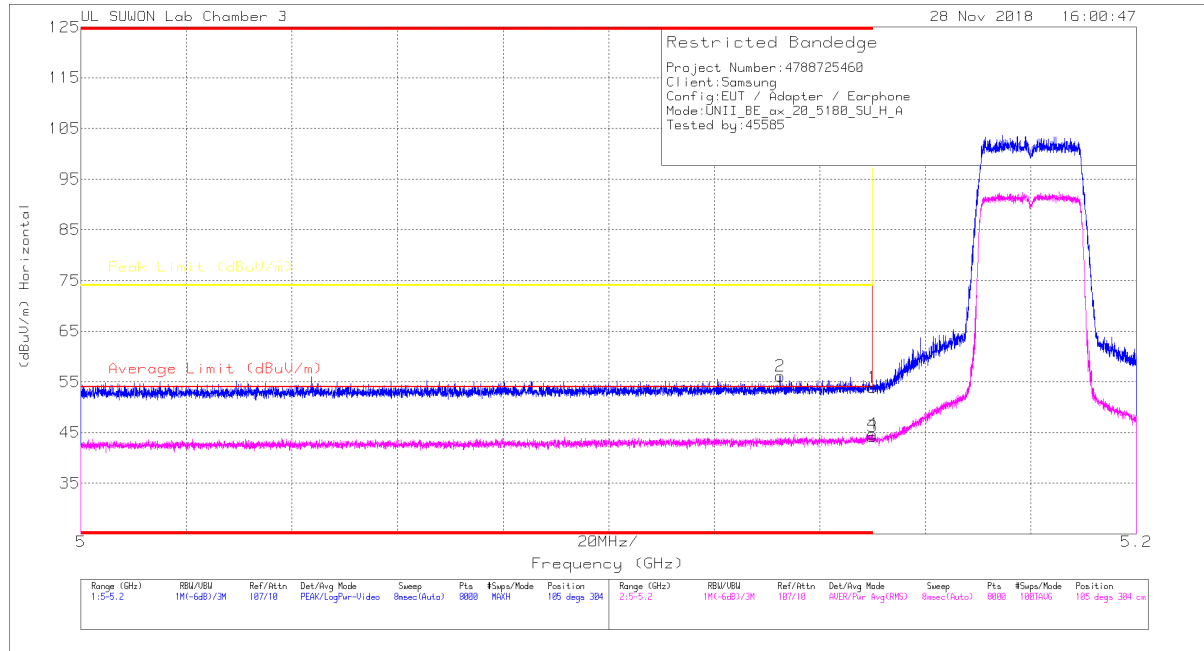
Note: Only peak measurement was performed. Because peak measurement result of unwanted emission is less than average limit (54dBuV/m).

11.5. 5.2 GHz_2TX

11.5.1.TX Above 1GHz 802.11ax MODE IN THE 5.2GHz BAND RESTRICTED BANDEDGE (LOW CHANNEL)

HE20 SU mode (MIMO)

HORIZONTAL PEAK AND AVERAGE PLOT



HORIZONTAL DATA

Trace Markers

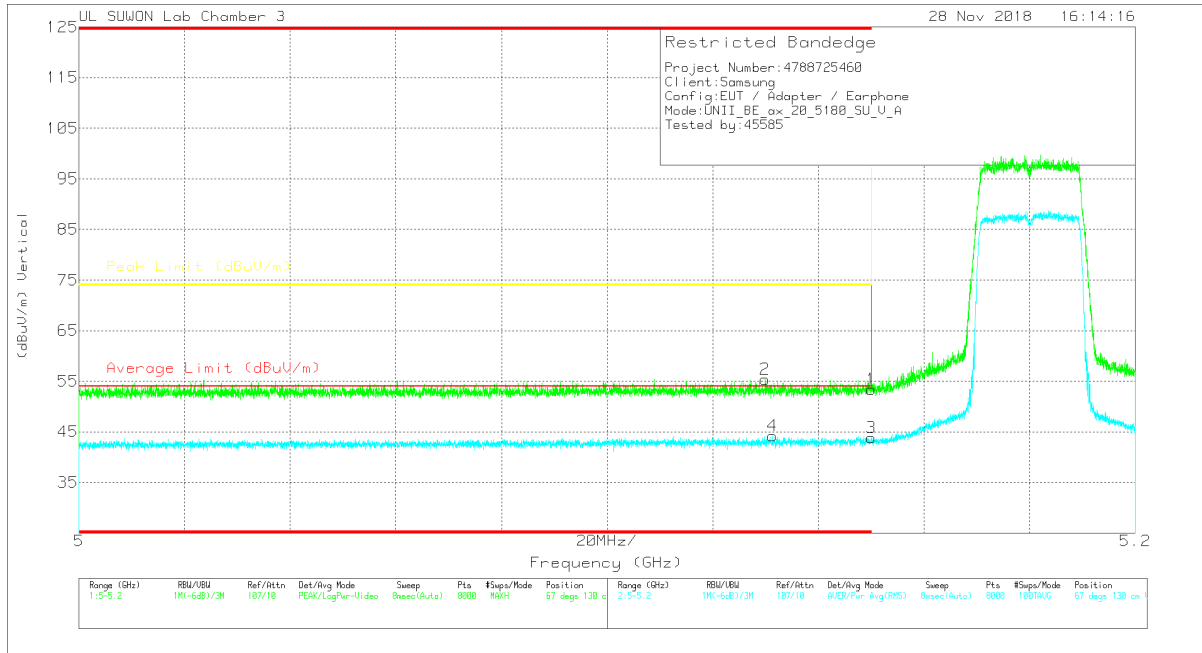
Marker	Frequency (GHz)	Meter Reading (dBuV)	Det	3117_00209599	10dB(dB)	DC Corr (dB)	Corrected Reading (dBuV/m)	Average Limit (dBuV/m)	Margin (dB)	Peak Limit (dBuV/m)	PK Margin (dB)	Azimuth (Deg.)	Height (cm)	Polarity
1	* 5.15	38.48	Pk	34.4	-19	0	53.88	-	-	74	-20.12	105	304	H
2	* 5.132	40.75	Pk	34.4	-19	0	56.15	-	-	74	-17.85	105	304	H
3	* 5.15	29.04	RMS	34.4	-19.4	.21	44.25	54	-9.75	-	-	105	304	H
4	* 5.15	29.53	RMS	34.4	-19.4	.21	44.74	54	-9.26	-	-	105	304	H

* - indicates frequency in CFR47 Pt 15 / IC RSS-Restricted Band

Pk - Peak detector

RMS - RMS detection

VERTICAL PEAK AND AVERAGE PLOT



VERTICAL DATA

Trace Markers

Marker	Frequency (GHz)	Meter Reading (dBuV)	Det	3117_00209599	10dB(dB)	DC Corr (dB)	Corrected Reading (dBuV/m)	Average Limit (dBuV/m)	Margin (dB)	Peak Limit (dBuV/m)	PK Margin (dB)	Azimuth (Degs)	Height (cm)	Polarity
1	* 5.15	38	PK	34.4	-19	0	53.4	-	-	74	-20.6	67	130	V
2	* 5.13	39.98	PK	34.4	-19	0	55.38	-	-	74	-18.62	67	130	V
3	* 5.15	28.65	RMS	34.4	-19.4	.21	43.86	54	-10.14	-	-	67	130	V
4	* 5.131	28.97	RMS	34.4	-19.4	.21	44.18	54	-9.82	-	-	67	130	V

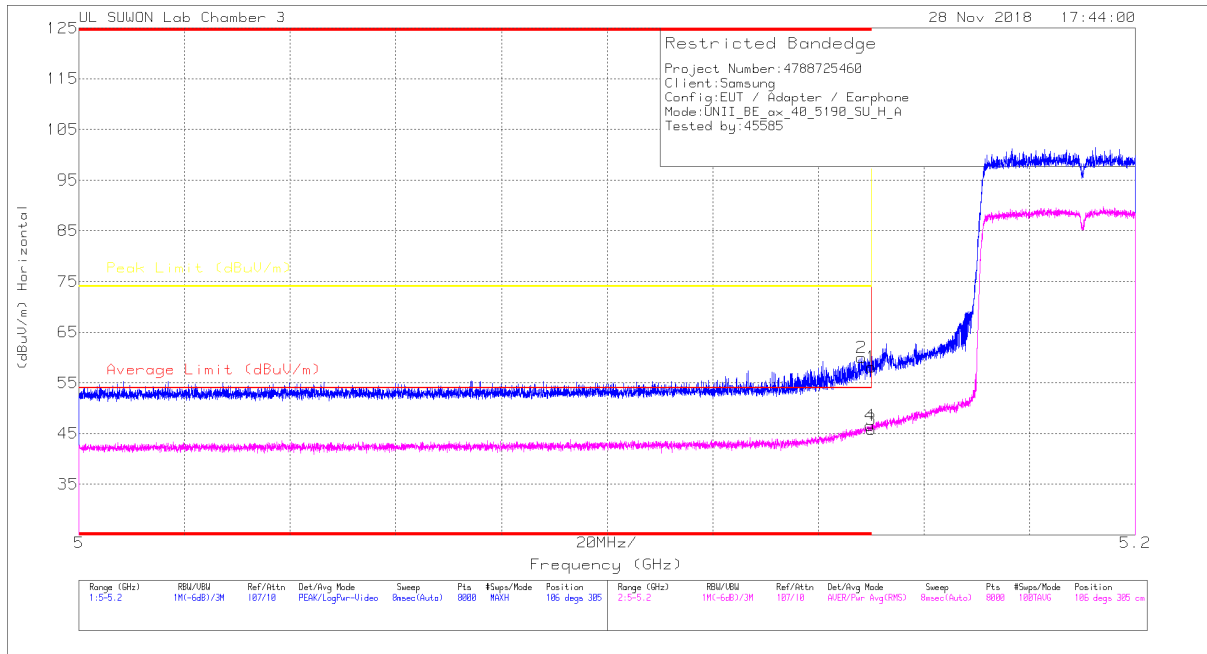
* - indicates frequency in CFR47 Pt 15 / IC RSS-Restricted Band

PK - Peak detector

RMS - RMS detection

HE40 SU mode (MIMO)

HORIZONTAL PEAK AND AVERAGE PLOT



HORIZONTAL DATA

Trace Markers

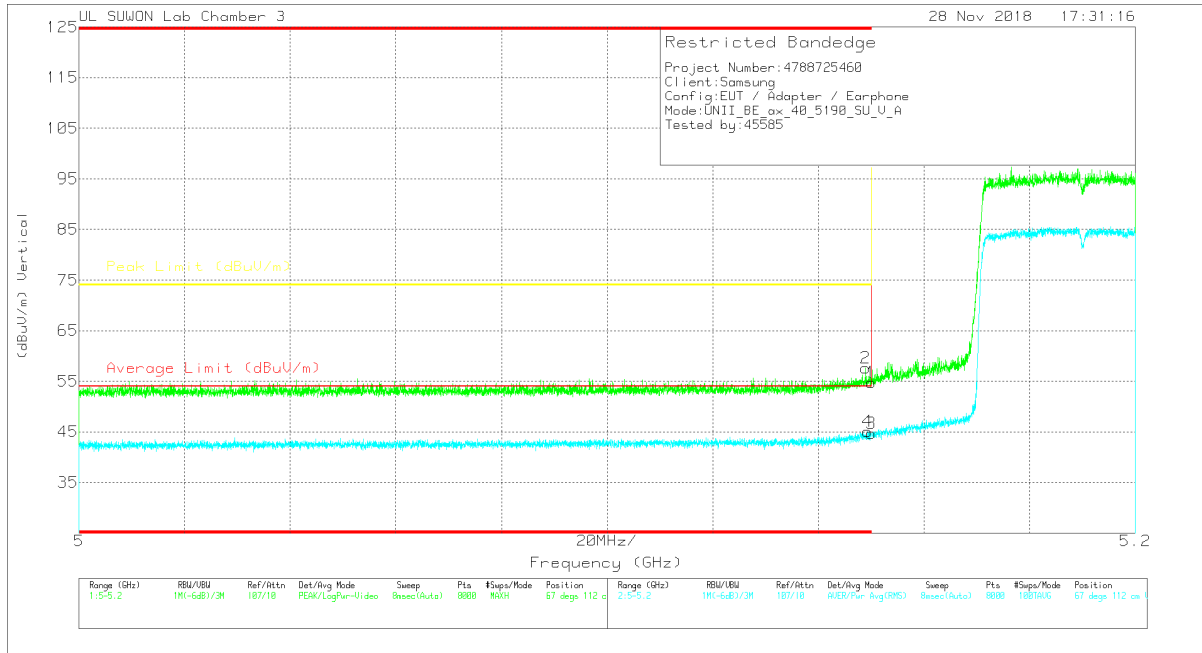
Marker	Frequency (GHz)	Meter Reading (dBuV)	Det	3117_00205959	10dB(dB)	DC Corr (dB)	Corrected Reading (dBuV/m)	Average Limit (dBuV/m)	Margin (dB)	Peak Limit (dBuV/m)	PK Margin (dB)	Azimuth (Degs)	Height (cm)	Polarity
1	* 5.15	42.68	Pk	34.4	-19	0	58.08	-	-	74	-15.92	106	305	H
2	* 5.148	44.64	Pk	34.4	-19.1	0	59.94	-	-	74	-14.06	106	305	H
3	* 5.15	30.82	RMS	34.4	-19.4	.19	46.01	54	-7.99	-	-	106	305	H
4	* 5.15	31.53	RMS	34.4	-19.4	.19	46.72	54	-7.28	-	-	106	305	H

* - indicates frequency in CFR47 Pt 15 / IC RSS-Restricted Band

Pk - Peak detector

RMS - RMS detection

VERTICAL PEAK AND AVERAGE PLOT



VERTICAL DATA

Trace Markers

Marker	Frequency (GHz)	Meter Reading (dBuV)	Det	3117_00209599	10dB(dB)	DC Corr (dB)	Corrected Reading (dBuV/m)	Average Limit (dBuV/m)	Margin (dB)	Peak Limit (dBuV/m)	PK Margin (dB)	Azimuth (Degs)	Height (cm)	Polarity
1	* 5.15	39.34	PK	34.4	-19	0	54.74	-	-	74	-19.26	67	112	V
2	* 5.149	42.33	PK	34.4	-19.1	0	57.63	-	-	74	-16.37	67	112	V
3	* 5.15	29.55	RMS	34.4	-19.4	.19	44.74	54	-9.26	-	-	67	112	V
4	* 5.149	29.88	RMS	34.4	-19.4	.19	45.07	54	-8.93	-	-	67	112	V

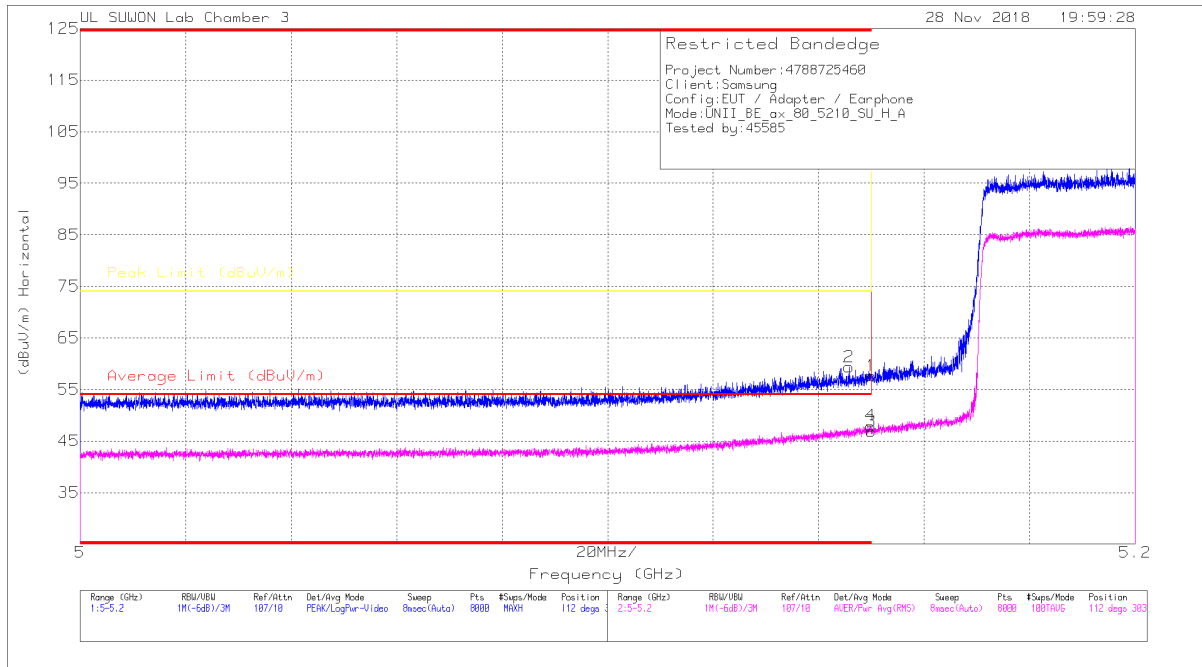
* - indicates frequency in CFR47 Pt 15 / IC RSS-Restricted Band

PK - Peak detector

RMS - RMS detection

HE80 SU mode (MIMO)

HORIZONTAL PEAK AND AVERAGE PLOT



HORIZONTAL DATA

Trace Markers

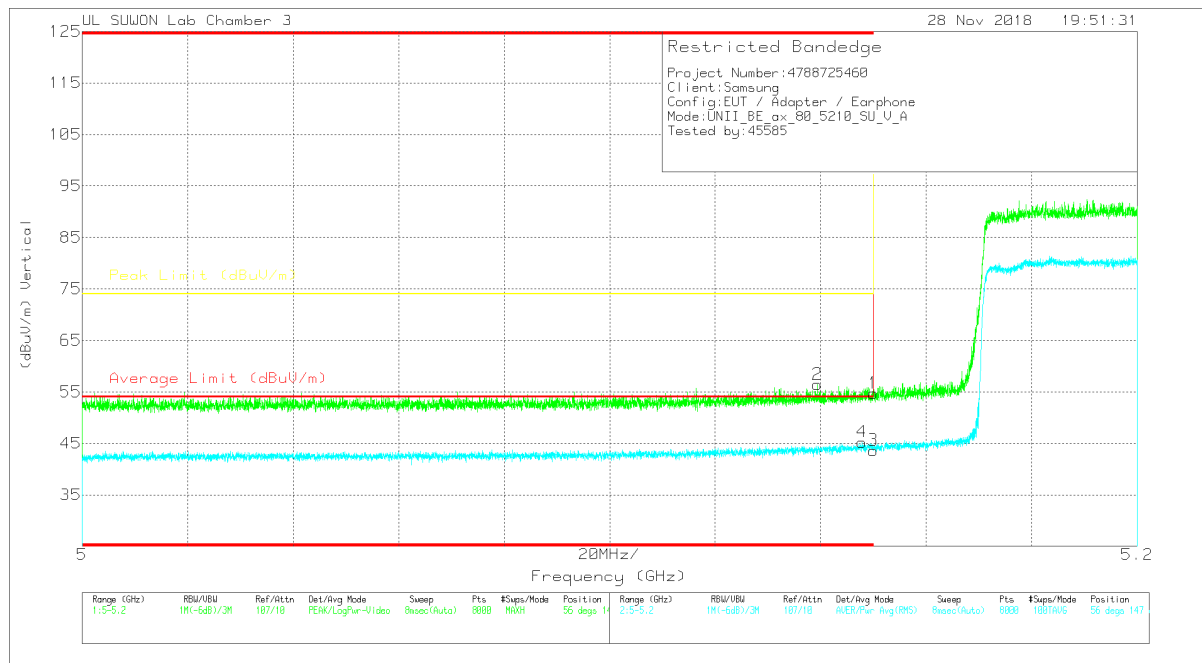
Marker	Frequency (GHz)	Meter Reading (dBu/m)	Det	3117_00205959	10dB(dB)	DC Corr (dB)	Corrected Reading (dBu/m)	Average Limit (dBu/m)	Margin (dB)	Peak Limit (dBu/m)	PK Margin (dB)	Azimuth (Degs)	Height (cm)	Polarity
1	* 5.15	42.25	PK	34.4	-19	0	57.65	-	-	74	-16.35	112	303	H
2	* 5.146	44.04	PK	34.4	-19.1	0	59.34	-	-	74	-14.66	112	303	H
3	* 5.15	31.7	RMS	34.4	-19.4	.21	46.91	54	-7.09	-	-	112	303	H
4	* 5.15	32.73	RMS	34.4	-19.4	.21	47.94	54	-6.06	-	-	112	303	H

* - indicates frequency in CFR47 Pt 15 / IC RSS-Restricted Band

PK - Peak detector

RMS - RMS detection

VERTICAL PEAK AND AVERAGE PLOT



VERTICAL DATA

Trace Markers

Marker	Frequency (GHz)	Meter Reading (dBuV)	Det	3117_00209959	10dB(dB)	DC Corr (dB)	Corrected Reading (dBuV/m)	Average Limit (dBuV/m)	Margin (dB)	Peak Limit (dBuV/m)	PK Margin (dB)	Asimuth (Degs)	Height (cm)	Polarity
1	* 5.15	39.34	Pk		-19	0	54.74	-	-	74	-19.26	56	147	V
2	* 5.139	41.05	Pk		-19	0	56.45	-	-	74	-17.55	56	147	V
3	* 5.15	28.43	RMS		-19.4	.21	43.64	54	-10.36	-	-	56	147	V
4	* 5.148	30.05	RMS		-19.4	.21	45.26	54	-8.74	-	-	56	147	V

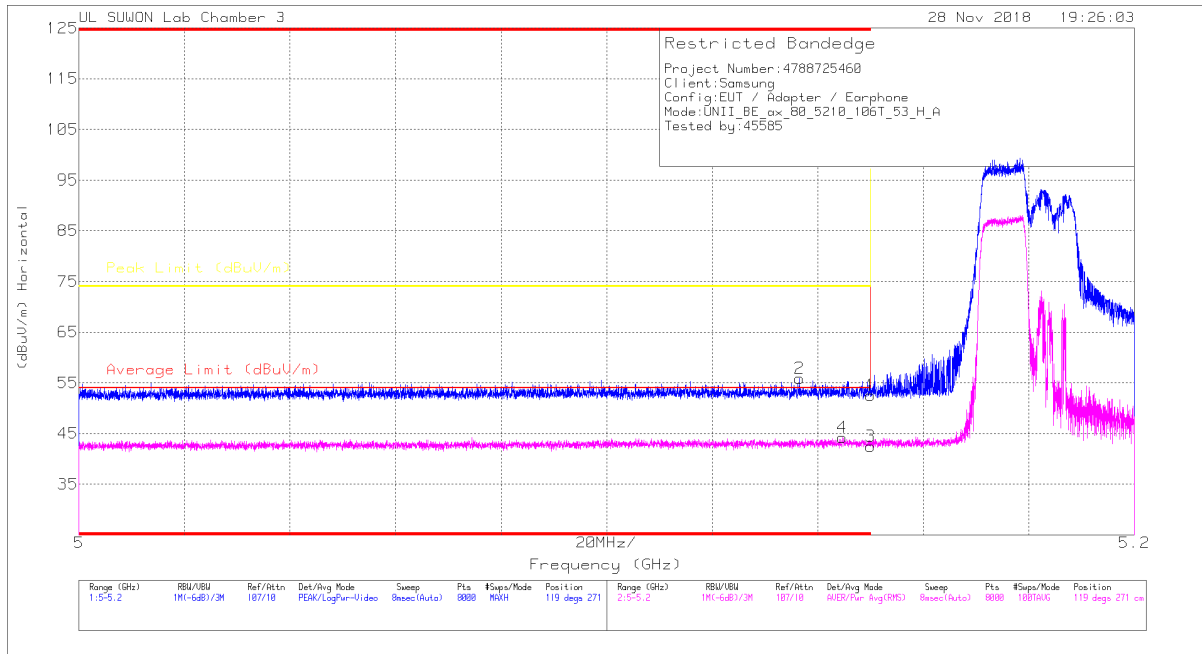
* - indicates frequency in CFR47 Pt 15 / IC RSS-Restricted Band

Pk - Peak detector

RMS - RMS detection

106T RU mode (MIMO / HE80 / RU offset 53)

HORIZONTAL PEAK AND AVERAGE PLOT



HORIZONTAL DATA

Trace Markers

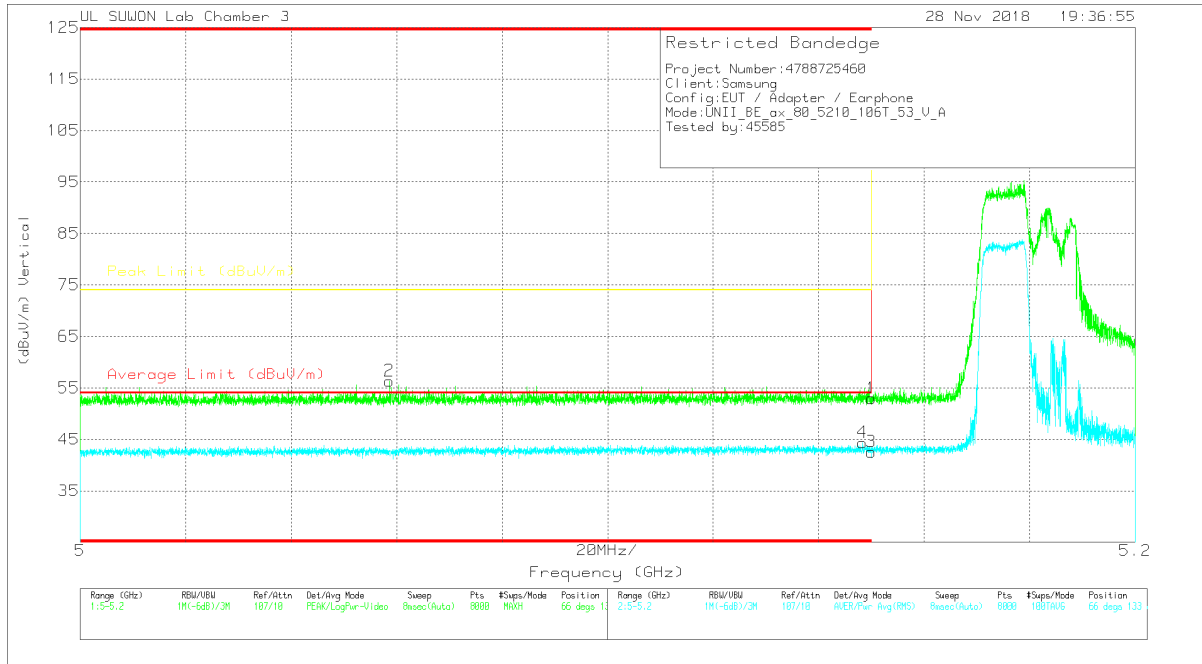
Marker	Frequency (GHz)	Meter Reading (dBuV)	Det	3117_00205959	10dB(dB)	DC Corr (dB)	Corrected Reading (dBuV/m)	Average Limit (dBuV/m)	Margin (dB)	Peak Limit (dBuV/m)	PK Margin (dB)	Asimuth (Degs)	Height (cm)	Polarity
1	* 5.15	37.1	Pk	34.4	-19	0	52.5	-	-	74	-21.5	119	271	H
2	* 5.137	40.54	Pk	34.4	-19.1	0	55.84	-	-	74	-18.16	119	271	H
3	* 5.15	27	RMS	34.4	-19.4	.45	42.45	54	-11.55	-	-	119	271	H
4	* 5.145	28.77	RMS	34.4	-19.4	.45	44.22	54	-9.78	-	-	119	271	H

* - indicates frequency in CFR47 Pt 15 / IC RSS-Restricted Band

Pk - Peak detector

RMS - RMS detection

VERTICAL PEAK AND AVERAGE PLOT



VERTICAL DATA

Trace Markers

Marker	Frequency (GHz)	Meter Reading (dBuV)	Det	3117_00209959	10dB(dB)	DC Corr (dB)	Corrected Reading (dBuV/m)	Average Limit (dBuV/m)	Margin (dB)	Peak Limit (dBuV/m)	PK Margin (dB)	Asimuth (Degs)	Height (cm)	Polarity
1	* 5.15	37.56	Pk	34.4	-19	0	52.96	-	-	74	-21.04	66	133	V
2	* 5.059	41.26	Pk	34.3	-19.2	0	56.36	-	-	74	-17.64	66	133	V
3	* 5.15	27.13	RMS	34.4	-19.4	-45	42.58	54	-11.42	-	-	66	133	V
4	* 5.148	28.94	RMS	34.4	-19.4	-45	44.39	54	-9.61	-	-	66	133	V

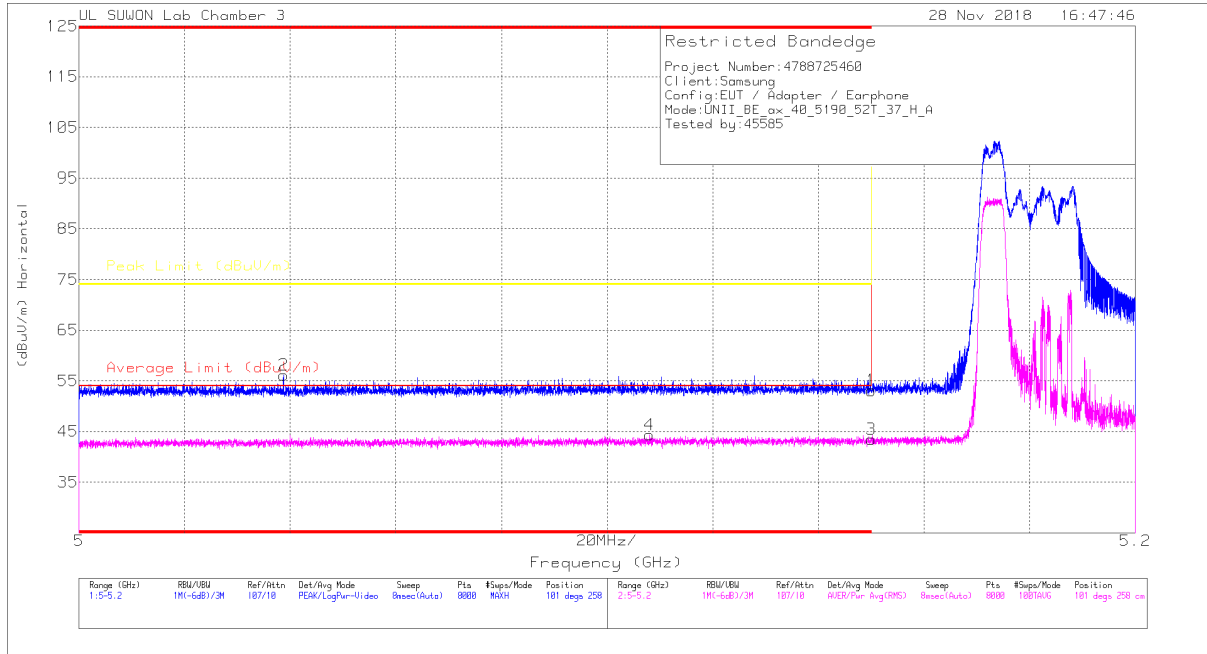
* - indicates frequency in CFR47 Pt 15 / IC RSS-Restricted Band

Pk - Peak detector

RMS - RMS detection

52T RU mode (MIMO / HE40 / RU offset 37)

HORIZONTAL PEAK AND AVERAGE PLOT



HORIZONTAL DATA

Trace Markers

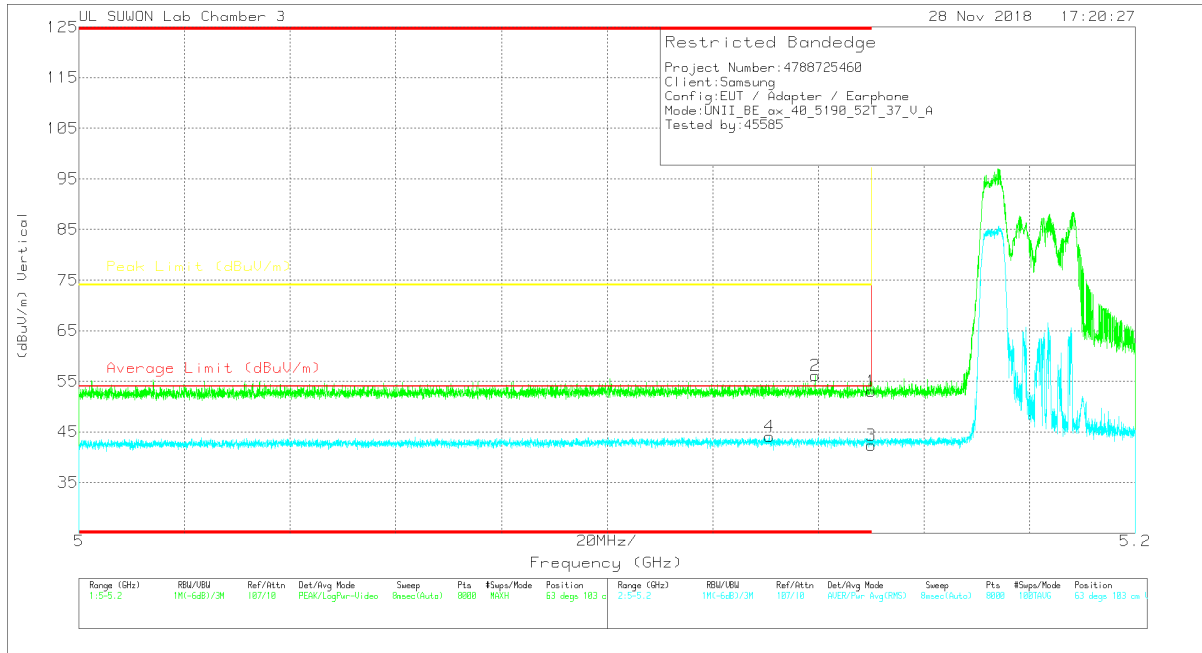
Marker	Frequency (GHz)	Meter Reading (dBuV)	Det	3117_00205959	10dB(dB)	DC Corr (dB)	Corrected Reading (dBuV/m)	Average Limit (dBuV/m)	Margin (dB)	Peak Limit (dBuV/m)	PK Margin (dB)	Asimuth (Degs)	Height (cm)	Polarity
1	* 5.15	37.69	Pk	34.4	-19	0	53.09	-	-	74	-20.91	101	258	H
2	* 5.039	41.07	Pk	34.3	-19.2	0	56.17	-	-	74	-17.83	101	258	H
3	* 5.15	27.99	RMS	34.4	-19.4	.45	43.44	54	-10.56	-	-	101	258	H
4	* 5.108	29.01	RMS	34.4	-19.5	.45	44.36	54	-9.64	-	-	101	258	H

* - indicates frequency in CFR47 Pt 15 / IC RSS-Restricted Band

Pk - Peak detector

RMS - RMS detection

VERTICAL PEAK AND AVERAGE PLOT



VERTICAL DATA

Trace Markers

Marker	Frequency (GHz)	Meter Reading (dBuV)	Det	3117_00209599	10dB(dB)	DC Corr (dB)	Corrected Reading (dBuV/m)	Average Limit (dBuV/m)	Margin (dB)	Peak Limit (dBuV/m)	PK Margin (dB)	Azimuth (Degs)	Height (cm)	Polarity
1	* 5.15	37.67	PK	34.4	-19	0	53.07	-	-	74	-20.93	63	103	V
2	* 5.139	40.75	PK	34.4	-19	0	56.15	-	-	74	-17.85	63	103	V
3	* 5.15	26.86	RMS	34.4	-19.4	.45	42.31	54	-11.69	-	-	63	103	V
4	* 5.131	28.59	RMS	34.4	-19.4	.45	44.04	54	-9.96	-	-	63	103	V

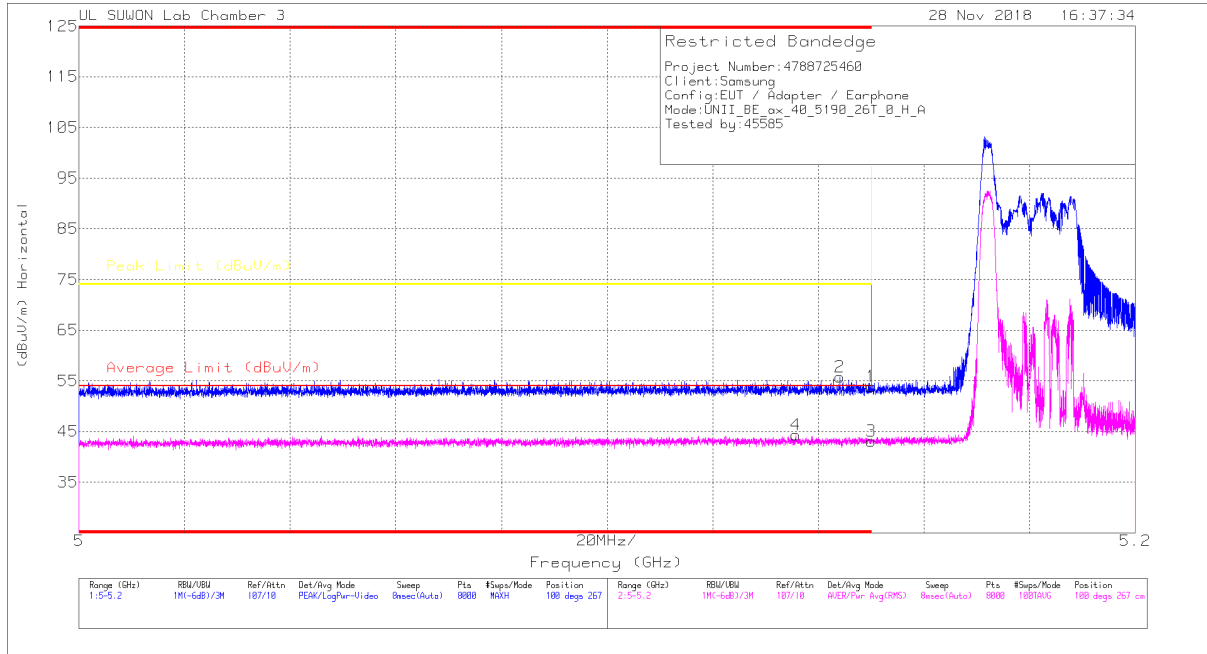
* - indicates frequency in CFR47 Pt 15 / IC RSS-Restricted Band

PK - Peak detector

RMS - RMS detection

26T RU mode (MIMO / HE40 / RU offset 0)

HORIZONTAL PEAK AND AVERAGE PLOT



HORIZONTAL DATA

Trace Markers

Marker	Frequency (GHz)	Meter Reading (dBuV)	Det	3117_00205959	10dB(dB)	DC Corr (dB)	Corrected Reading (dBuV/m)	Average Limit (dBuV/m)	Margin (dB)	Peak Limit (dBuV/m)	PK Margin (dB)	Asimuth (Degs)	Height (cm)	Polarity
1	* 5.15	38.53	Pk		34.4	-19	53.93	-	-	74	-20.07	100	267	H
2	* 5.144	40.51	Pk		34.4	-19.1	55.81	-	-	74	-18.19	100	267	H
3	* 5.15	27.58	RMS		34.4	-19.4	43.04	54	-10.96	-	-	100	267	H
4	* 5.136	28.84	RMS		34.4	-19.4	44.3	54	-9.7	-	-	100	267	H

* - indicates frequency in CFR47 Pt 15 / IC RSS-Restricted Band

Pk - Peak detector

RMS - RMS detection

VERTICAL PEAK AND AVERAGE PLOT



VERTICAL DATA

Trace Markers

Marker	Frequency (GHz)	Meter Reading (dBuV)	Det	3117_00209599	10dB(dB)	DC Corr (dB)	Corrected Reading (dBuV/m)	Average Limit (dBuV/m)	Margin (dB)	Peak Limit (dBuV/m)	PK Margin (dB)	Azimuth (Degs)	Height (cm)	Polarity
1	* 5.15	38.3	PK	34.4	-19	0	53.7	-	-	74	-20.3	74	104	V
2	* 5.067	40.74	PK	34.3	-19.2	0	55.84	-	-	74	-18.16	74	104	V
3	* 5.15	27.51	RMS	34.4	-19.4	.46	42.97	54	-11.03	-	-	74	104	V
4	* 5.069	29.04	RMS	34.3	-19.5	.46	44.3	54	-9.7	-	-	74	104	V

* - indicates frequency in CFR47 Pt 15 / IC RSS-Restricted Band

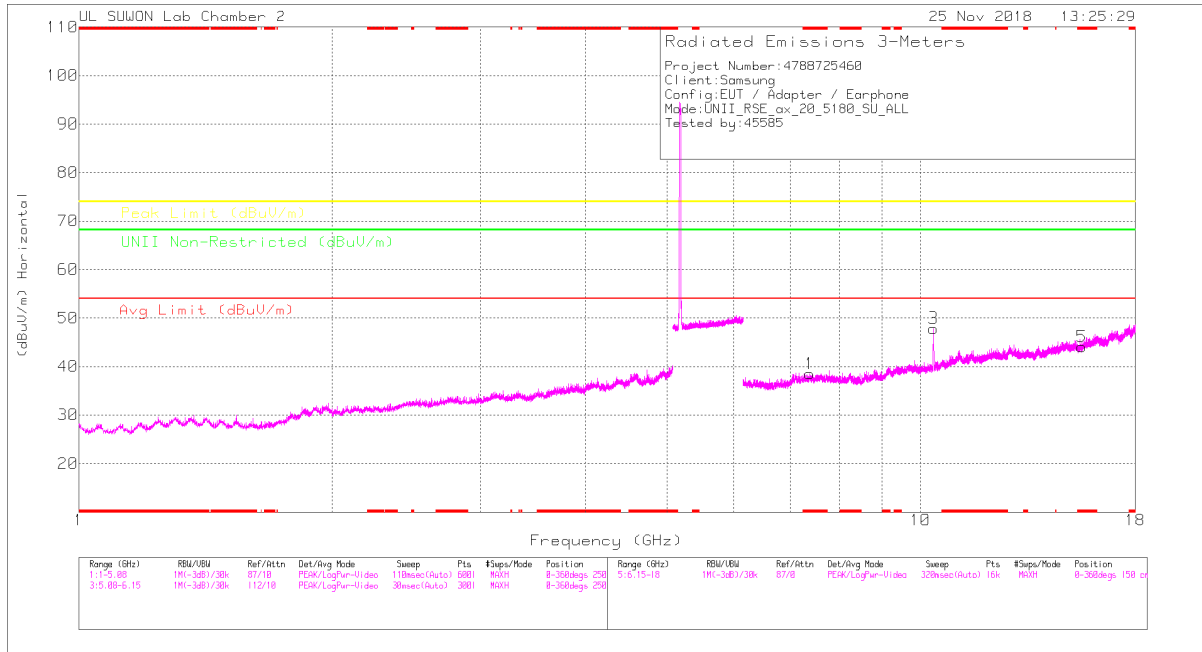
PK - Peak detector

RMS - RMS detection

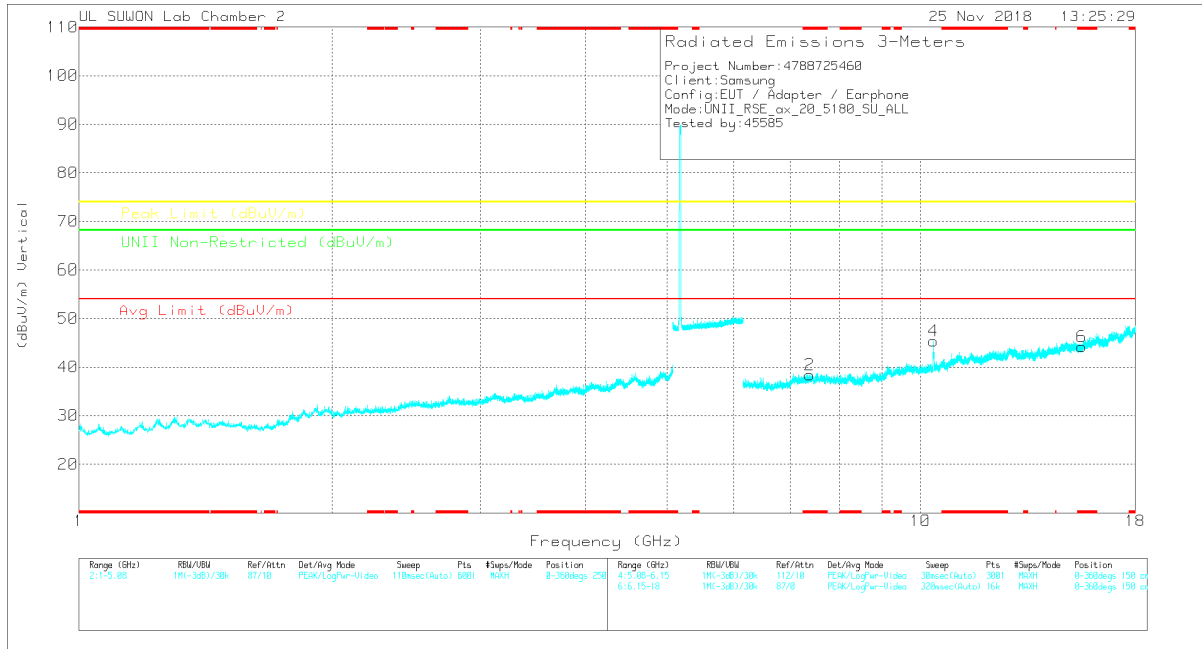
HARMONICS AND SPURIOUS EMISSIONS

HE20 SU mode (MIMO)

LOW CHANNEL HORIZONTAL



LOW CHANNEL VERTICAL



Note: Emission was scanned up to 40GHz; No emissions were detected above the noise floor which was at least 20dB below the specification limit.

LOW CHANNEL DATA

Trace Markers

Marker	Frequency (GHz)	Meter Reading (dBuV)	Det	3117_00168724	6GHz_HF(dB)	DC Corr (dB)	Corrected Reading (dBuV/m)	Avg Limit (dBuV/m)	Margin (dB)	Peak Limit (dBuV/m)	Margin (dB)	UNII Non-Restricted (dBuV/m)	Margin (dB)	Asimuth (Degs)	Height (cm)	Polarity
1	* 7.385	26.84	PK	36.2	-24.5	0	38.54	-	-	74	-35.46	-	-	0-360	150	H
3	10.36	31.39	PK	37.5	-21	0	47.89	-	-	-	-	68.2	-20.31	0-360	250	H
5	* 15.538	23.94	PK	39.9	-19.8	0	44.04	-	-	74	-29.96	-	-	0-360	150	H
2	* 7.39	26.72	PK	36.2	-24.5	0	38.42	-	-	74	-35.58	-	-	0-360	150	V
4	10.361	28.87	PK	37.5	-21	0	45.37	-	-	-	-	68.2	-22.83	0-360	250	V
6	* 15.542	24.05	PK	39.9	-19.7	0	44.25	-	-	74	-29.75	-	-	0-360	150	V

* - indicates frequency in CFR47 Pt 15 / IC RSS-Restricted Band

PK – Peak Detector

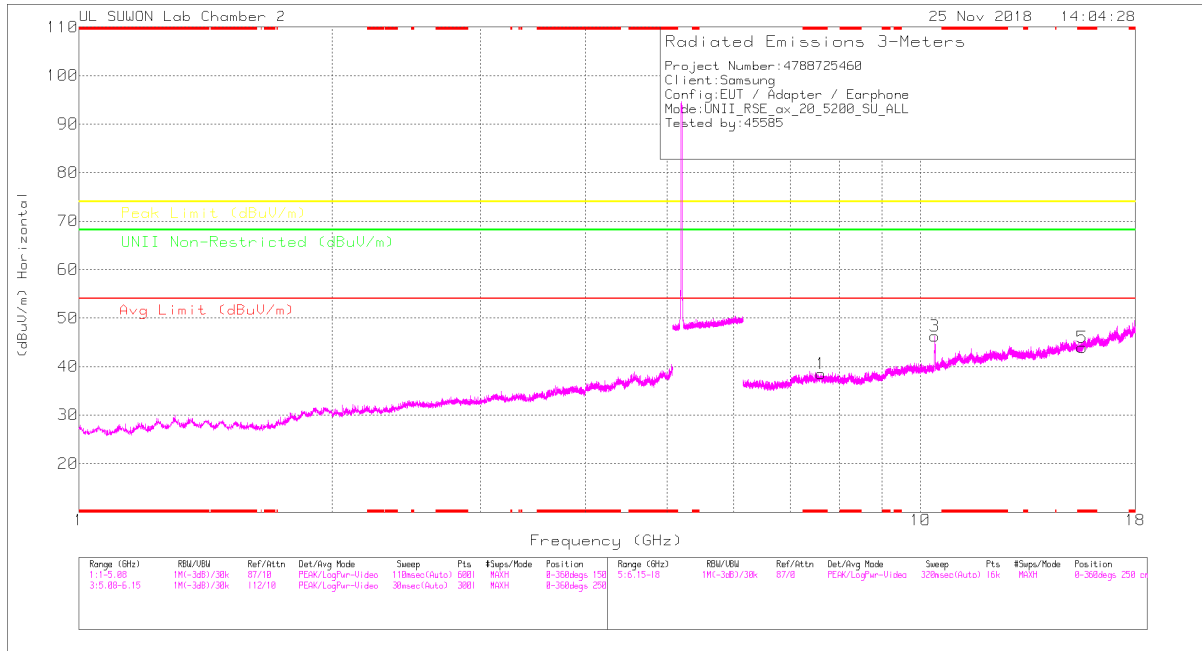
Radiated Emissions

Frequency (GHz)	Meter Reading (dBuV)	Det	3117_00168724	6GHz_HF(dB)	DC Corr (dB)	Corrected Reading (dBuV/m)	Avg Limit (dBuV/m)	Margin (dB)	Peak Limit (dBuV/m)	Margin (dB)	UNII Non-Restricted (dBuV/m)	Margin (dB)	Asimuth (Degs)	Height (cm)	Polarity
10.359	43.68	PK-U	37.5	-21	0	60.18	-	-	-	-	68.2	-8.02	106	100	H
10.359	42.78	PK-U	37.5	-21	0	59.28	-	-	-	-	68.2	-8.92	220	266	V

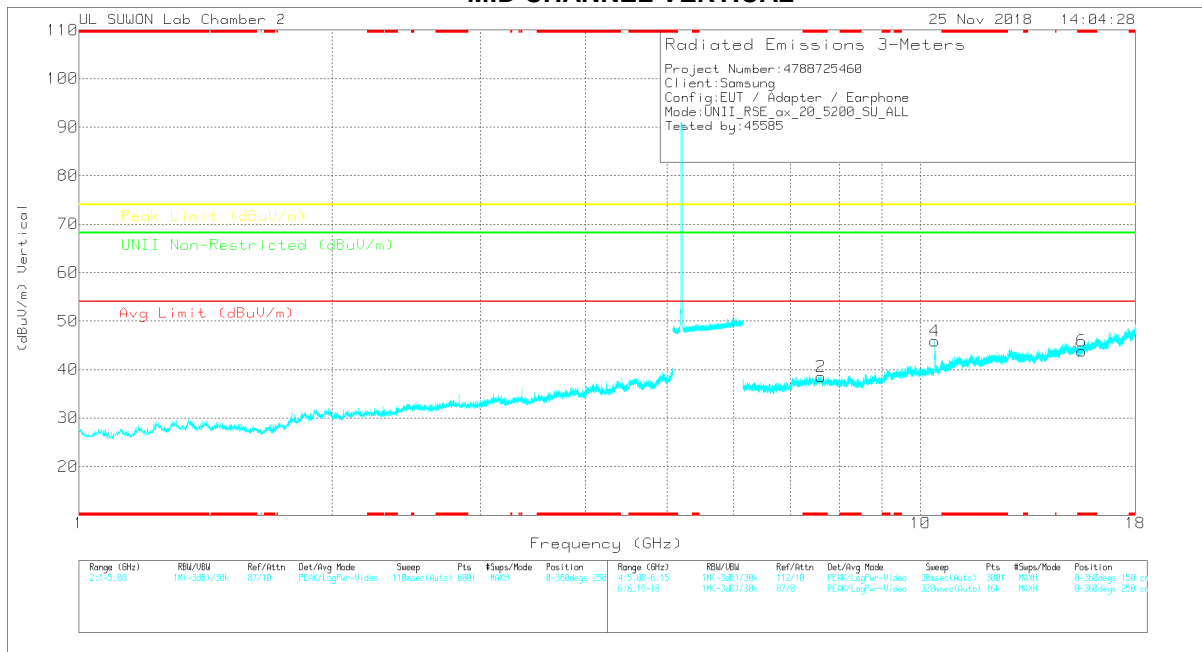
* - indicates frequency in CFR47 Pt 15 / IC RSS-Restricted Band

PK-U - U-NII: Maximum Peak

MID CHANNEL HORIZONTAL



MID CHANNEL VERTICAL



Note: Emission was scanned up to 40GHz; No emissions were detected above the noise floor which was at least 20dB below the specification limit.

MID CHANNEL DATA

Trace Markers

Marker	Frequency (GHz)	Meter Reading (dBuV)	Det	3117_00188724	6GHz_HF(dB)	DC Corr (dB)	Corrected Reading (dBuV/m)	Avg Limit (dBuV/m)	Margin (dB)	Peak Limit (dBuV/m)	Margin (dB)	UNII Non-Restricted (dBuV/m)	Margin (dB)	Asimuth (Degs)	Height (cm)	Polarity
1	* 7.616	26.62	PK	36.1	-24.2	0	38.52	-	-	74	-35.48	-	-	0-360	150	H
3	10.396	29.65	PK	37.6	-21	0	46.25	-	-	-	-	68.2	-21.95	0-360	150	H
5	* 15.562	23.7	PK	40	-19.7	0	44	-	-	74	-30	-	-	0-360	250	H
2	* 7.619	26.6	PK	36.1	-24.2	0	38.5	-	-	74	-35.5	-	-	0-360	250	V
4	10.402	29.13	PK	37.6	-20.9	0	45.83	-	-	-	-	68.2	-22.37	0-360	250	V
6	* 15.559	23.47	PK	40	-19.7	0	43.77	-	-	74	-30.23	-	-	0-360	250	V

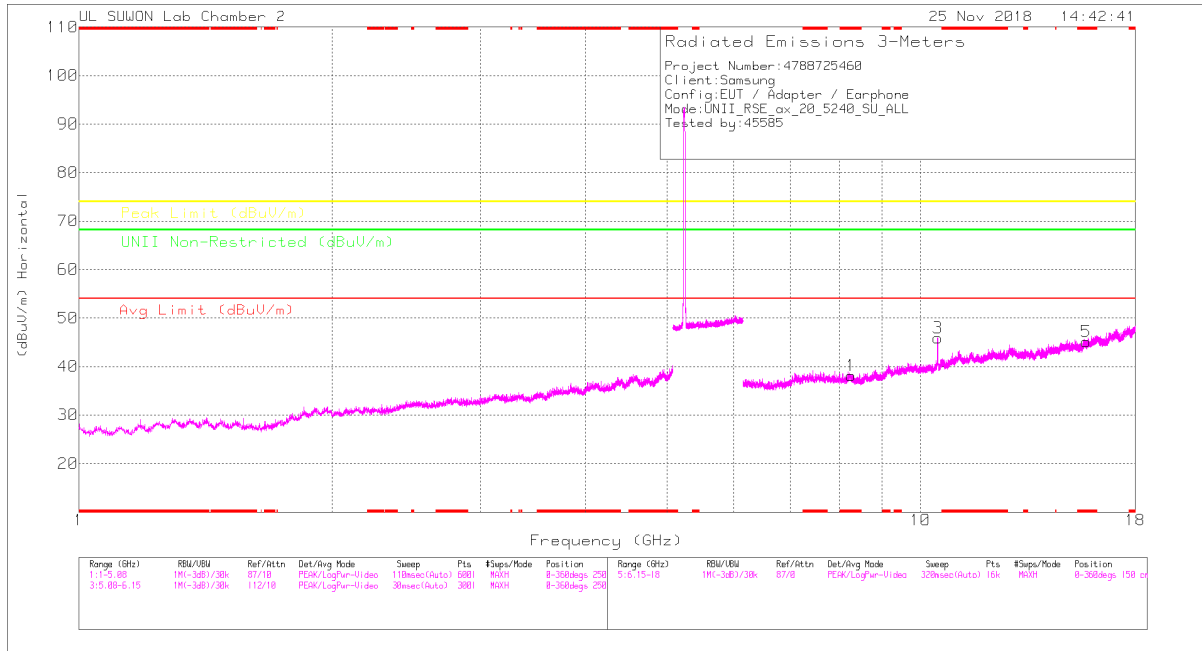
* - indicates frequency in CFR47 Pt 15 / IC RSS-Restricted Band
 PK – Peak Detector

Radiated Emissions

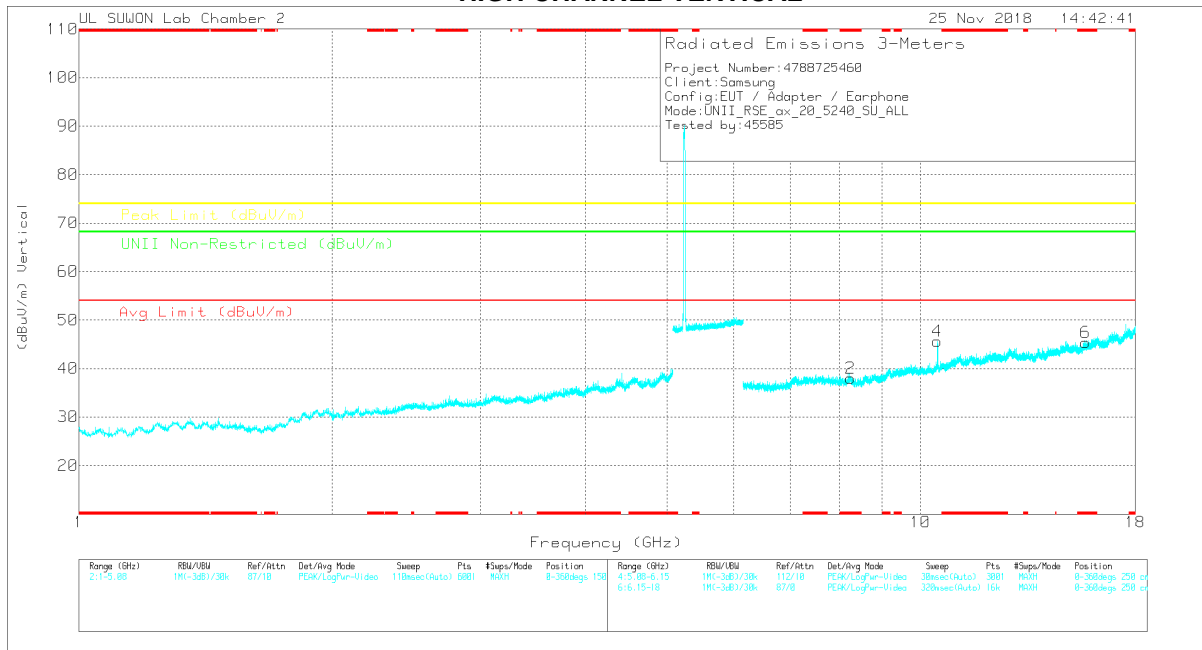
Frequency (GHz)	Meter Reading (dBuV)	Det	3117_00188724	6GHz_HF(dB)	DC Corr (dB)	Corrected Reading (dBuV/m)	Avg Limit (dBuV/m)	Margin (dB)	Peak Limit (dBuV/m)	Margin (dB)	UNII Non-Restricted (dBuV/m)	Margin (dB)	Asimuth (Degs)	Height (cm)	Polarity
10.399	43.46	PK-U	37.6	-20.9	0	60.16	-	-	-	-	68.2	-8.04	98	103	H
10.399	42.54	PK-U	37.6	-20.9	0	59.24	-	-	-	-	68.2	-8.96	217	259	V

* - indicates frequency in CFR47 Pt 15 / IC RSS-Restricted Band
 PK-U - U-NII: Maximum Peak

HIGH CHANNEL HORIZONTAL



HIGH CHANNEL VERTICAL



Note: Emission was scanned up to 40GHz; No emissions were detected above the noise floor which was at least 20dB below the specification limit.

HIGH CHANNEL DATA

Trace Markers

Marker	Frequency (GHz)	Marker Reading (dBuV)	Det	3117_00168724	6GHz_HF(dB)	DC Corr (dB)	Corrected Reading (dBuV/m)	Avg Limit (dBuV/m)	Margin (dB)	Peak Limit (dBuV/m)	Margin (dB)	UNII Non-Restricted (dBuV/m)	Margin (dB)	Azimuth (Degs)	Height (cm)	Polarity
1	* 8.267	25.01	PK	36	-22.9	0	38.11	-	-	74	-35.89	-	-	0-360	250	H
3	10.485	29.05	PK	37.7	-20.9	0	45.85	-	-	-	-	68.2	-22.35	0-360	250	H
5	* 15.726	24.52	PK	40.2	-19.6	0	45.12	-	-	74	-28.88	-	-	0-360	150	H
2	* 8.265	24.85	PK	36	-22.9	0	37.95	-	-	74	-36.05	-	-	0-360	150	V
4	10.478	28.71	PK	37.7	-20.8	0	45.61	-	-	-	-	68.2	-22.59	0-360	250	V
6	* 15.718	24.81	PK	40.2	-19.6	0	45.41	-	-	74	-28.59	-	-	0-360	250	V

* - indicates frequency in CFR47 Pt 15 / IC RSS-Restricted Band
 PK – Peak Detector

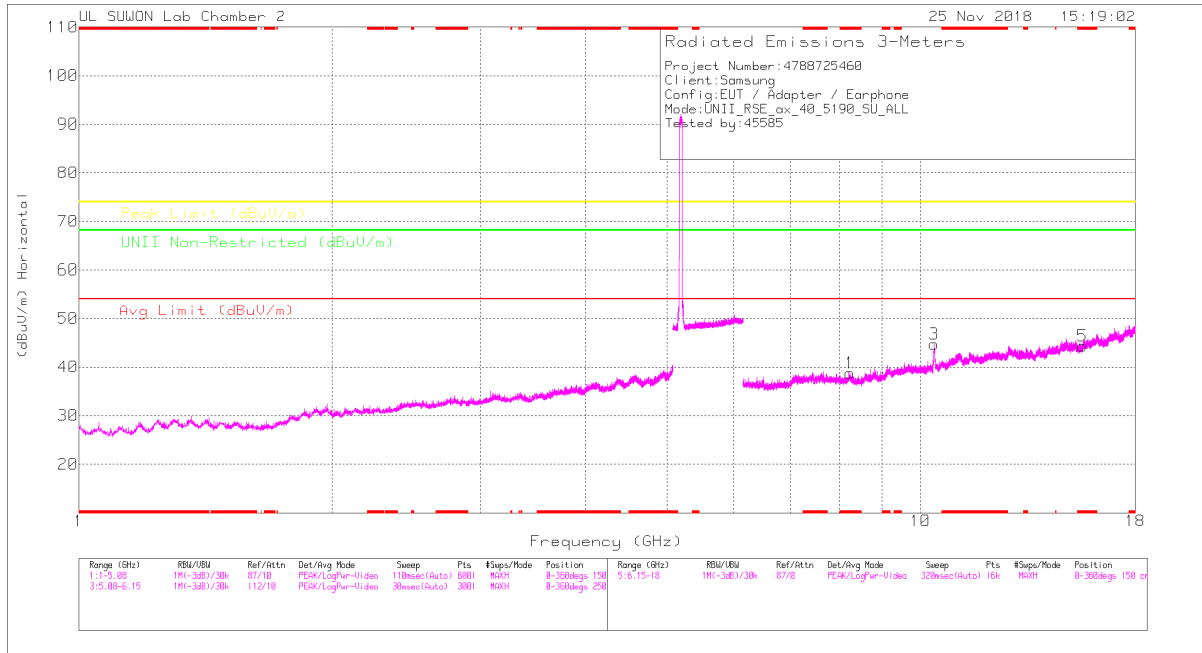
Radiated Emissions

Frequency (GHz)	Marker Reading (dBuV)	Det	3117_00168724	6GHz_HF(dB)	DC Corr (dB)	Corrected Reading (dBuV/m)	Avg Limit (dBuV/m)	Margin (dB)	Peak Limit (dBuV/m)	Margin (dB)	UNII Non-Restricted (dBuV/m)	Margin (dB)	Azimuth (Degs)	Height (cm)	Polarity
10.479	42.7	PK-U	37.7	-20.8	0	59.6	-	-	-	-	68.2	-8.6	104	108	H
10.482	41.97	PK-U	37.7	-20.8	0	58.87	-	-	-	-	68.2	-9.33	219	256	V

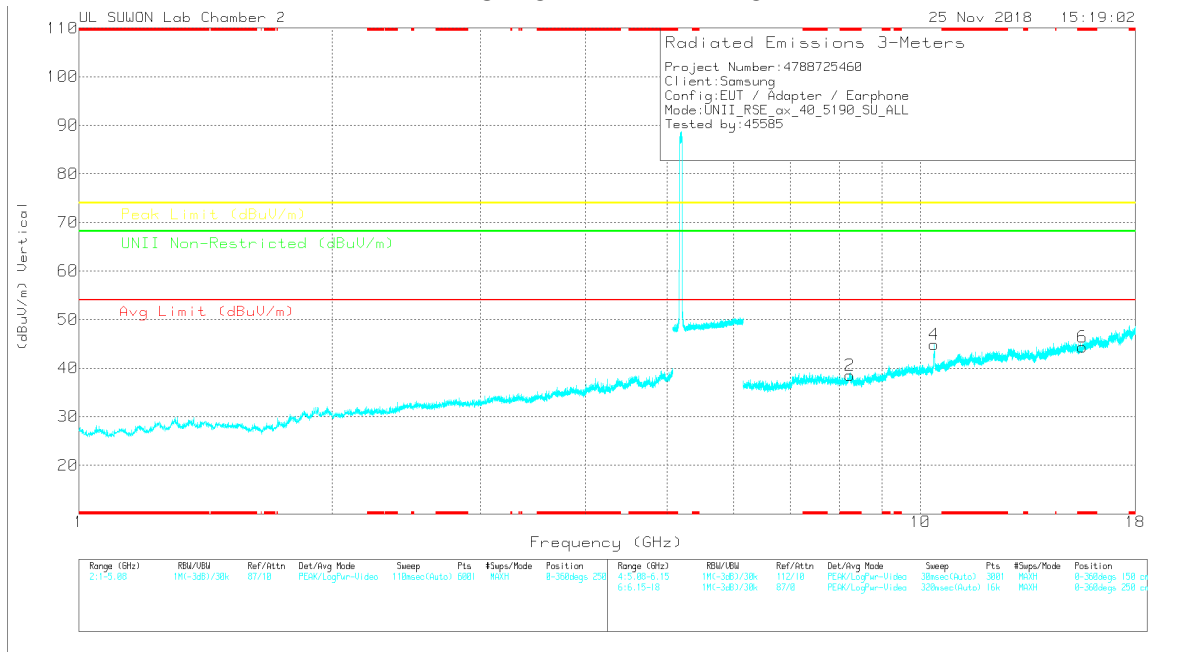
* - indicates frequency in CFR47 Pt 15 / IC RSS-Restricted Band
 PK-U - U-NII: Maximum Peak

HE40 SU mode (MIMO)

LOW CHANNEL HORIZONTAL



LOW CHANNEL VERTICAL



Note: Emission was scanned up to 40GHz; No emissions were detected above the noise floor which was at least 20dB below the specification limit.

LOW CHANNEL DATA

Trace Markers

Marker	Frequency (GHz)	Motor Reading (dBuV)	Det	3117_00168724	6GHz_HF(dB)	DC Corr (dB)	Corrected Reading (dBuV/m)	Avg Limit (dBuV/m)	Margin (dB)	Peak Limit (dBuV/m)	Margin (dB)	Limit Non-Restricted (dBuV/m)	Margin (dB)	Azimuth (Degs)	Height (cm)	Polarity
1	* 8.246	25.89	PK	36	-23.1	0	38.79	-	-	74	-35.21	-	-	0-360	250	H
3	10.387	28.1	PK	37.6	-21	0	44.7	-	-	-	-	68.2	-23.5	0-360	250	H
5	* 15.577	24.02	PK	40	-19.7	0	44.32	-	-	74	-29.68	-	-	0-360	250	H
2	* 8.247	25.63	PK	36	-23.1	0	38.53	-	-	74	-35.47	-	-	0-360	250	V
4	10.385	28.3	PK	37.6	-21	0	44.9	-	-	-	-	68.2	-23.3	0-360	250	V
6	* 15.572	24.12	PK	40	-19.8	0	44.32	-	-	74	-29.68	-	-	0-360	250	V

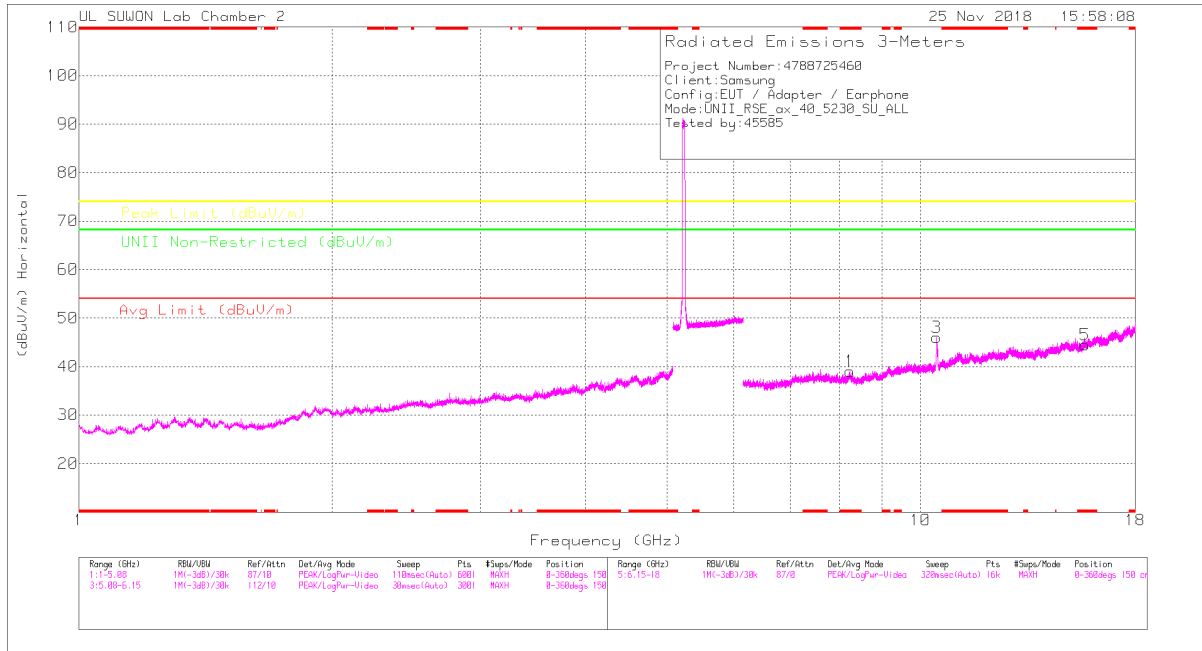
* - indicates frequency in CFR47 Pt 15 / IC RSS-Restricted Band
 PK – Peak Detector

Radiated Emissions

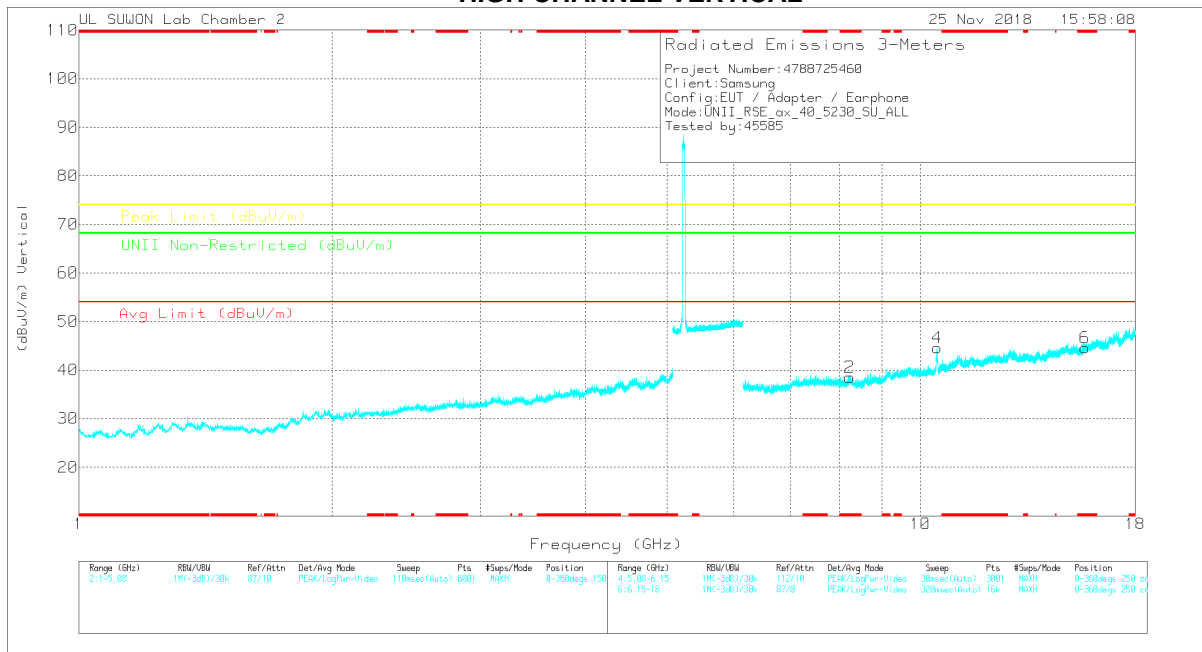
Frequency (GHz)	Motor Reading (dBuV)	Det	3117_00168724	6GHz_HF(dB)	DC Corr (dB)	Corrected Reading (dBuV/m)	Avg Limit (dBuV/m)	Margin (dB)	Peak Limit (dBuV/m)	Margin (dB)	Limit Non-Restricted (dBuV/m)	Margin (dB)	Azimuth (Degs)	Height (cm)	Polarity
10.381	41.68	PK-U	37.6	-21	0	58.28	-	-	-	-	68.2	-9.92	105	111	H
10.381	40.79	PK-U	37.6	-21	0	57.39	-	-	-	-	68.2	-10.81	224	258	V

* - indicates frequency in CFR47 Pt 15 / IC RSS-Restricted Band
 PK-U - U-NII: Maximum Peak

HIGH CHANNEL HORIZONTAL



HIGH CHANNEL VERTICAL



Note: Emission was scanned up to 40GHz; No emissions were detected above the noise floor which was at least 20dB below the specification limit.

HIGH CHANNEL DATA

Trace Markers

Marker	Frequency (GHz)	Motor Reading (dBuV)	Det	3117_00168724	6GHz_HF(dB)	DC Corr (dB)	Corrected Reading (dBuV/m)	Avg Limit (dBuV/m)	Margin (dB)	Peak Limit (dBuV/m)	Margin (dB)	Limit Non-Restricted (dBuV/m)	Margin (dB)	Azimuth (Degs)	Height (cm)	Polarity
1	* 8.238	26.21	PK	36	-23.2	0	39.01	-	-	74	-34.99	-	-	0-360	150	H
3	10.459	29.06	PK	37.6	-20.7	0	45.96	-	-	-	-	68.2	-22.24	0-360	150	H
5	* 15.692	24.11	PK	40.2	-19.8	0	44.51	-	-	74	-29.49	-	-	0-360	150	H
2	* 8.237	25.79	PK	36	-23.3	0	38.49	-	-	74	-35.51	-	-	0-360	150	V
4	10.462	27.64	PK	37.6	-20.7	0	44.54	-	-	-	-	68.2	-23.66	0-360	250	V
6	* 15.692	24.18	PK	40.2	-19.8	0	44.58	-	-	74	-29.42	-	-	0-360	250	V

* - indicates frequency in CFR47 Pt 15 / IC RSS-Restricted Band
 PK – Peak Detector

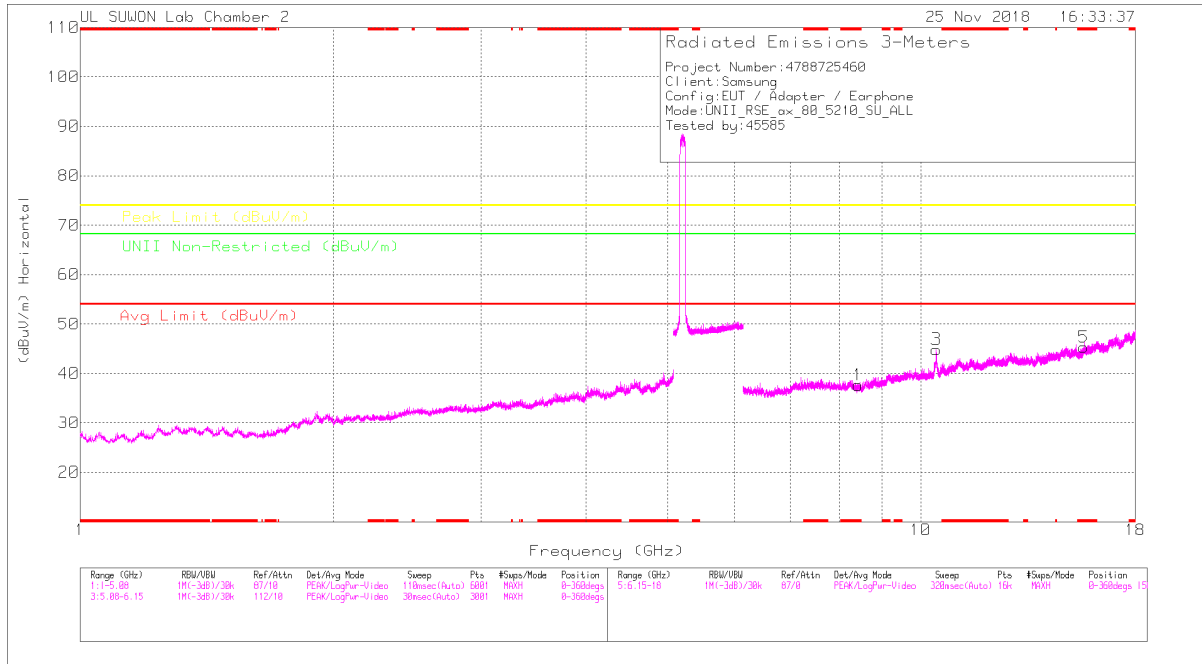
Radiated Emissions

Frequency (GHz)	Motor Reading (dBuV)	Det	3117_00168724	6GHz_HF(dB)	DC Corr (dB)	Corrected Reading (dBuV/m)	Avg Limit (dBuV/m)	Margin (dB)	Peak Limit (dBuV/m)	Margin (dB)	Limit Non-Restricted (dBuV/m)	Margin (dB)	Azimuth (Degs)	Height (cm)	Polarity
10.455	41.02	PK-U	37.6	-20.7	0	57.92	-	-	-	-	68.2	-10.28	109	100	H
10.461	40.29	PK-U	37.6	-20.7	0	57.19	-	-	-	-	68.2	-11.01	220	257	V

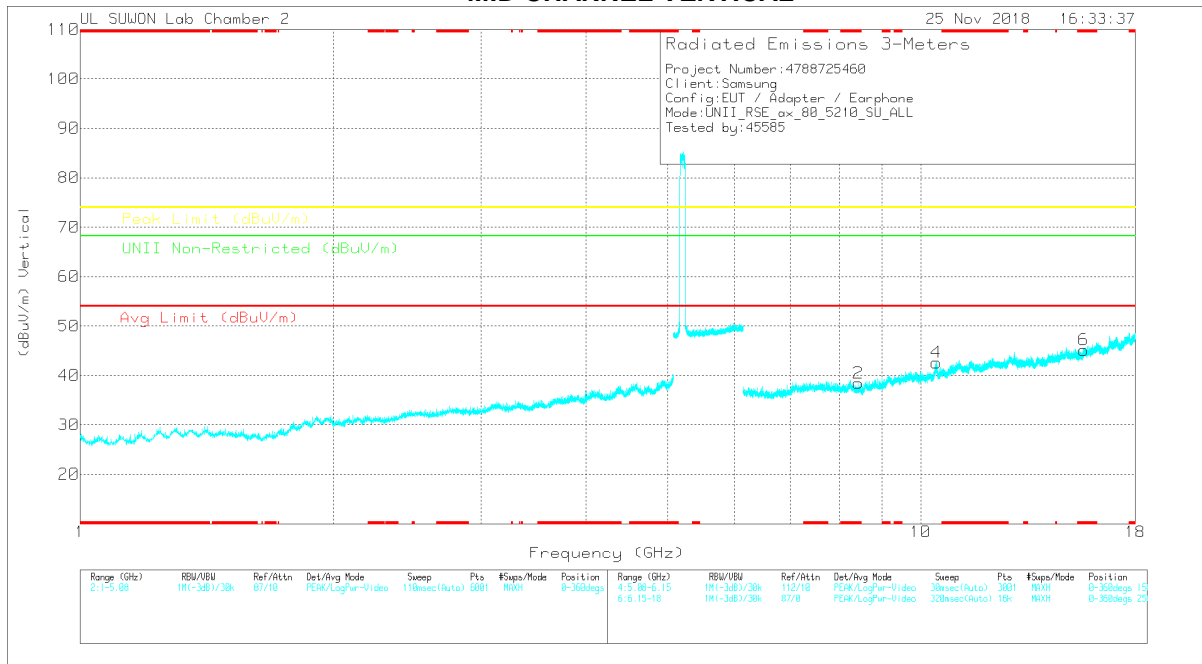
* - indicates frequency in CFR47 Pt 15 / IC RSS-Restricted Band
 PK-U - U-NII: Maximum Peak

HE80 SU mode (MIMO)

MID CHANNEL HORIZONTAL



MID CHANNEL VERTICAL



Note: Emission was scanned up to 40GHz; No emissions were detected above the noise floor which was at least 20dB below the specification limit.

MID CHANNEL DATA

Trace Markers

Marker	Frequency (GHz)	Motor Reading (dBuV)	Det	3117_00168724	6GHz_HF(dB)	DC Corr (dB)	Corrected Reading (dBuV/m)	Avg Limit (dBuV/m)	Margin (dB)	Peak Limit (dBuV/m)	Margin (dB)	Limit Non-Restricted (dBuV/m)	Margin (dB)	Azimuth (Degs)	Height (cm)	Polarity
1	* 8.427	24.94	PK	36.1	-23.4	0	37.64	-	-	74	-36.36	-	-	0-360	250	H
3	10.436	28.06	PK	37.6	-20.8	0	44.86	-	-	-	-	68.2	-23.34	0-360	250	H
5	* 15.629	25.02	PK	40.1	-19.8	0	45.32	-	-	74	-28.68	-	-	0-360	250	H
2	* 8.43	25.75	PK	36.1	-23.4	0	38.45	-	-	74	-35.55	-	-	0-360	150	V
4	10.437	25.8	PK	37.6	-20.8	0	42.6	-	-	-	-	68.2	-25.6	0-360	250	V
6	* 15.625	24.85	PK	40.1	-19.8	0	45.15	-	-	74	-28.85	-	-	0-360	150	V

* - indicates frequency in CFR47 Pt 15 / IC RSS-Restricted Band
 PK – Peak Detector

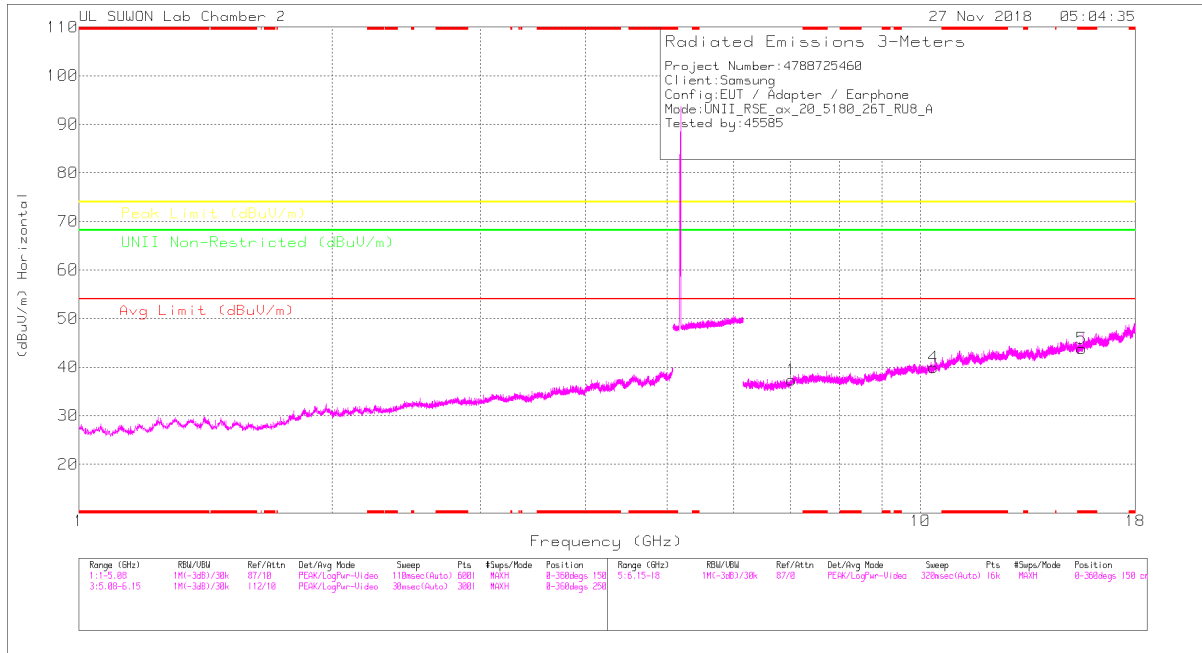
Radiated Emissions

Frequency (GHz)	Motor Reading (dBuV)	Det	3117_00168724	6GHz_HF(dB)	DC Corr (dB)	Corrected Reading (dBuV/m)	Avg Limit (dBuV/m)	Margin (dB)	Peak Limit (dBuV/m)	Margin (dB)	Limit Non-Restricted (dBuV/m)	Margin (dB)	Azimuth (Degs)	Height (cm)	Polarity
10.436	38.52	PK-U	37.6	-20.8	0	55.32	-	-	-	-	68.2	-12.88	108	100	H
10.431	37.16	PK-U	37.6	-20.8	0	53.96	-	-	-	-	68.2	-14.24	215	251	V

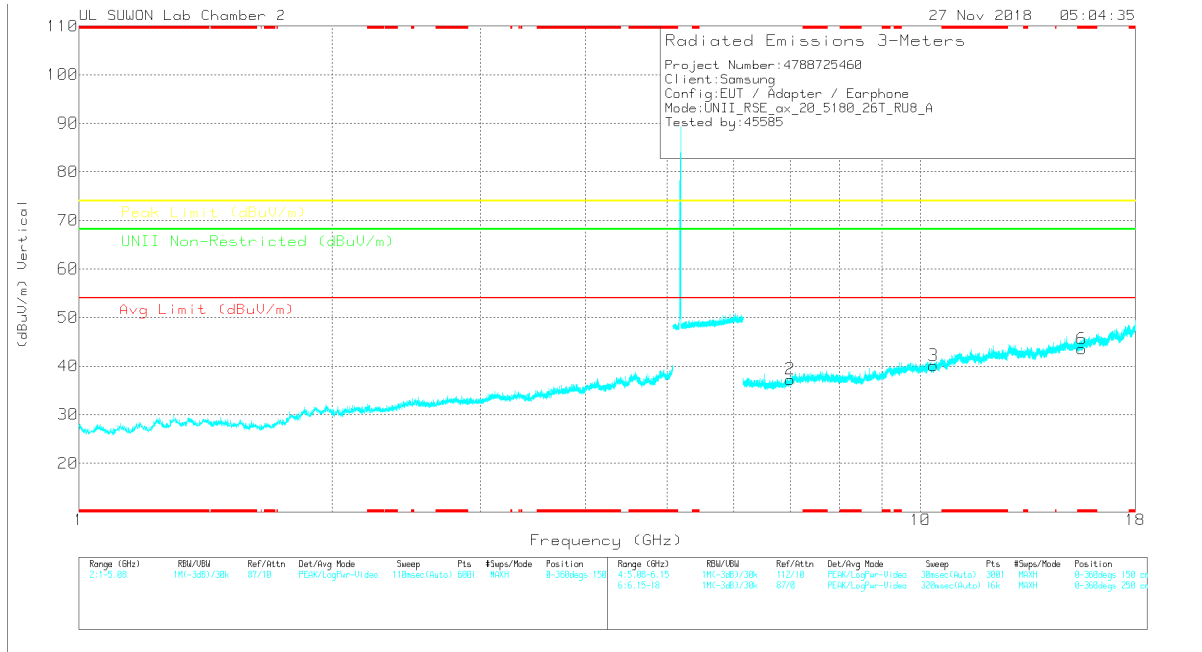
* - indicates frequency in CFR47 Pt 15 / IC RSS-Restricted Band
 PK-U - U-NII: Maximum Peak

HE20 RU mode (MIMO / 26T / Low: 8, Mid: 4, High: 4)

LOW CHANNEL HORIZONTAL



LOW CHANNEL VERTICAL



Note: Emission was scanned up to 40GHz; No emissions were detected above the noise floor which was at least 20dB below the specification limit.

LOW CHANNEL DATA

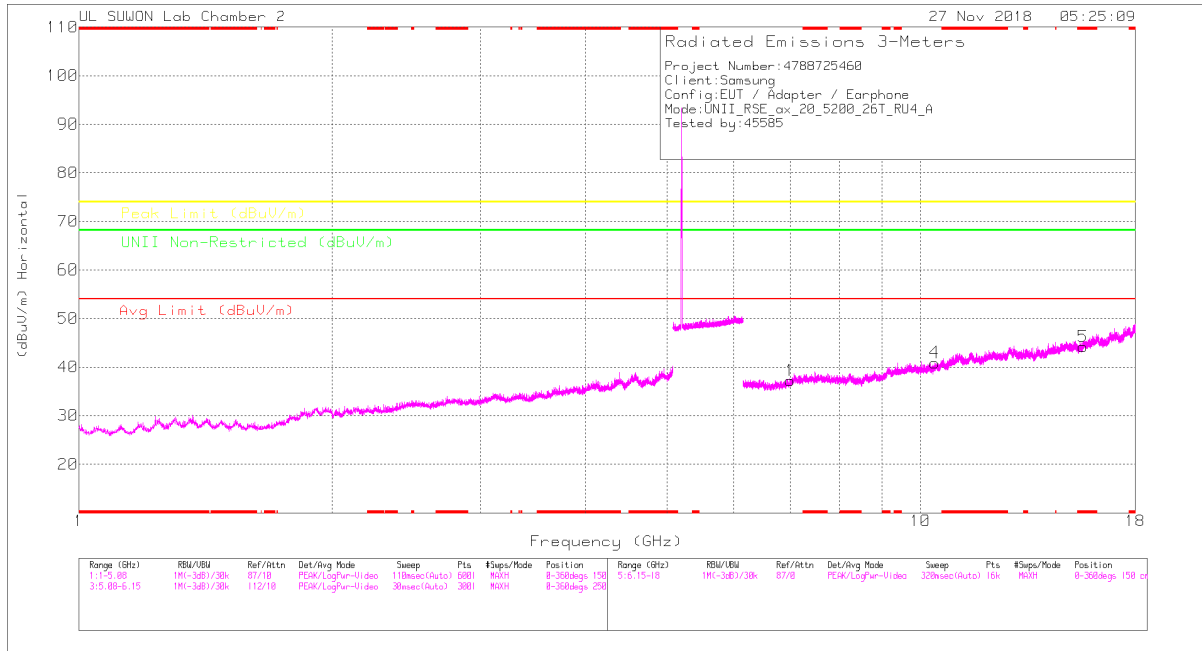
Trace Markers

Marker	Frequency (GHz)	Marker Reading (dBuV)	Det	3117_00168724	66GHz_HP[dB]	DC Corr (dB)	Corrected Reading (dBuV/m)	Avg Limit (dBuV/m)	Margin (dB)	Peak Limit (dBuV/m)	Margin (dB)	Unit Non-Restricted (dBuV/m)	Margin (dB)	Azimuth (Degs)	Height (cm)	Polarity
1	7.027	26.71	PK	35.9	-25.2	0	37.41	-	-	-	-	68.2	-30.79	0-360	150	H
4	10.362	23.53	PK	37.5	-21.1	0	39.93	-	-	-	-	68.2	-28.27	0-360	250	H
5	* 15.54	23.75	PK	39.9	-19.8	0	43.85	-	-	74	-30.15	-	-	0-360	250	H
2	7.002	27.09	PK	35.8	-25.6	0	37.29	-	-	-	-	68.2	-30.91	0-360	150	V
3	10.367	23.63	PK	37.6	-21.1	0	40.13	-	-	-	-	68.2	-28.07	0-360	150	V
6	* 15.54	23.49	PK	39.9	-19.8	0	43.59	-	-	74	-30.41	-	-	0-360	150	V

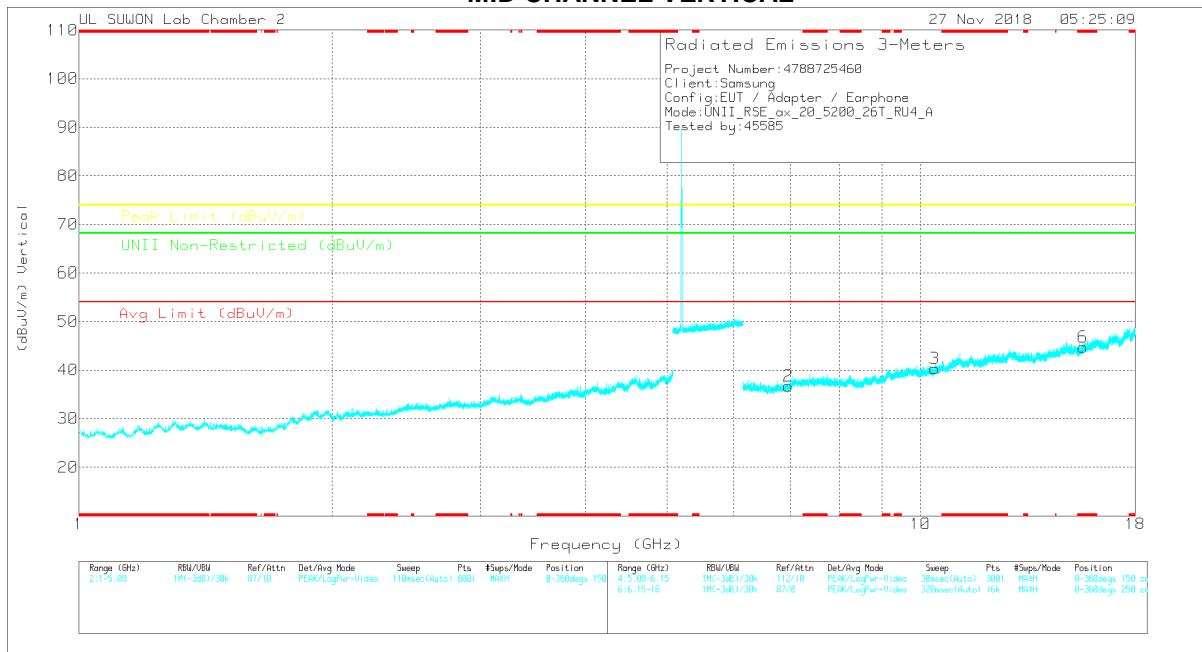
* - indicates frequency in CFR47 Pt 15 / IC RSS-Restricted Band
 PK – Peak Detector

Note: Only peak measurement was performed. Because peak measurement result of unwanted emission is less than average limit (54dBuV/m).

MID CHANNEL HORIZONTAL



MID CHANNEL VERTICAL



Note: Emission was scanned up to 40GHz; No emissions were detected above the noise floor which was at least 20dB below the specification limit.

MID CHANNEL DATA

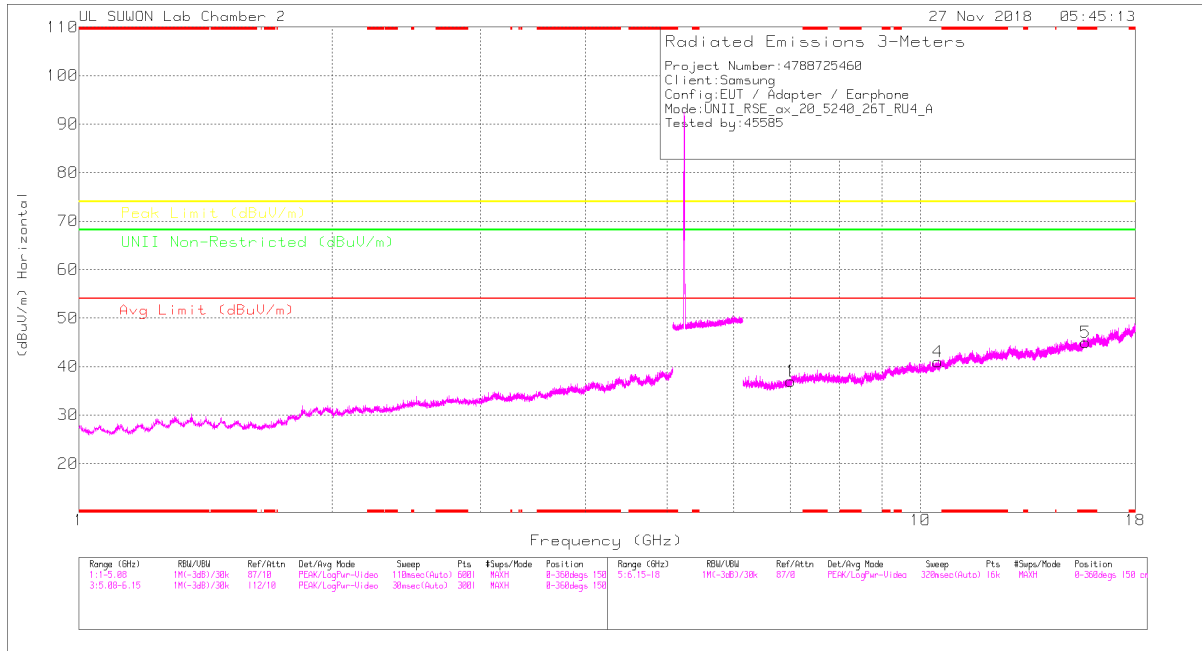
Trace Markers

Marker	Frequency (GHz)	Meter Reading (dBuV)	Det	3117_00188724	6GHz_HF[dB]	DC Corr (dB)	Corrected Reading (dBuV/m)	Avg Limit (dBuV/m)	Margin (dB)	Peak Limit (dBuV/m)	Margin (dB)	UNII Non-Restricted (dBuV/m)	Margin (dB)	Asimuth (Degs)	Height (cm)	Polarity
1	6.999	27.07	PK	35.8	-25.7	0	37.17	-	-	-	-	68.2	-31.03	0-360	150	H
4	10.4	24.31	PK	37.6	-21	0	40.91	-	-	-	-	68.2	-27.29	0-360	150	H
5	* 15.602	24	PK	40	-19.8	0	44.2	-	-	74	-29.8	-	-	0-360	150	H
2	6.967	26.55	PK	35.8	-25.6	0	36.75	-	-	-	-	68.2	-31.45	0-360	150	V
3	10.402	23.7	PK	37.6	-21	0	40.3	-	-	-	-	68.2	-27.9	0-360	250	V
6	* 15.599	24.55	PK	40	-19.8	0	44.75	-	-	74	-29.25	-	-	0-360	250	V

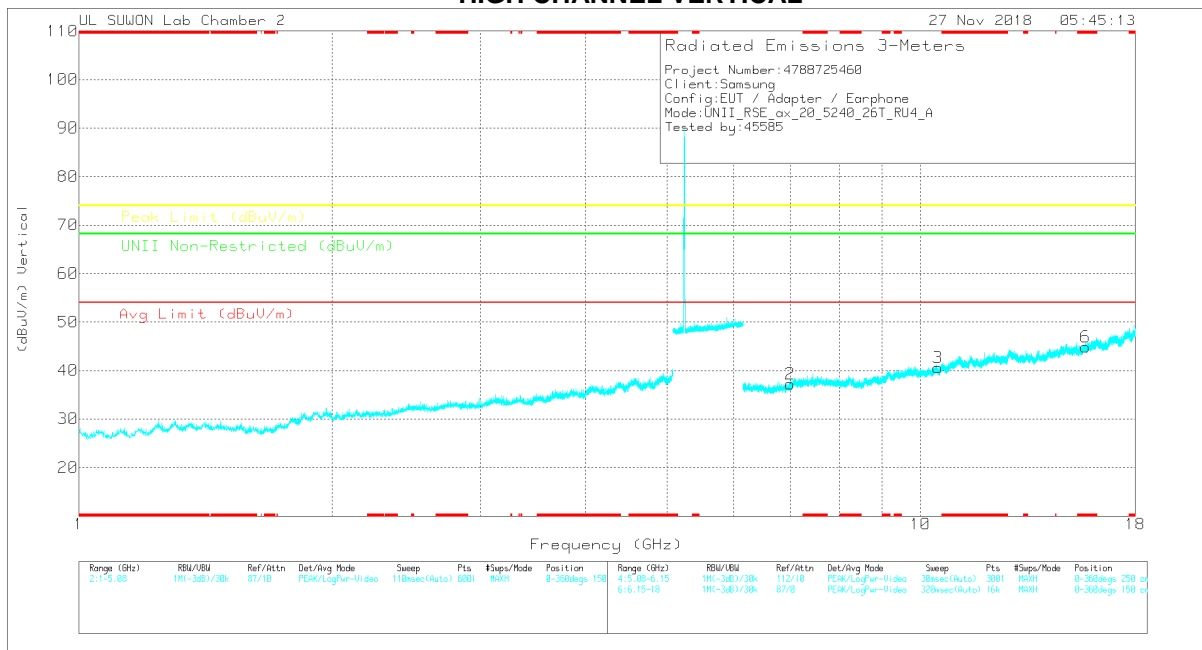
* - indicates frequency in CFR47 Pt 15 / IC RSS-Restricted Band
 PK – Peak Detector

Note: Only peak measurement was performed. Because peak measurement result of unwanted emission is less than average limit (54dBuV/m).

HIGH CHANNEL HORIZONTAL



HIGH CHANNEL VERTICAL



Note: Emission was scanned up to 40GHz; No emissions were detected above the noise floor which was at least 20dB below the specification limit.

HIGH CHANNEL DATA

Trace Markers

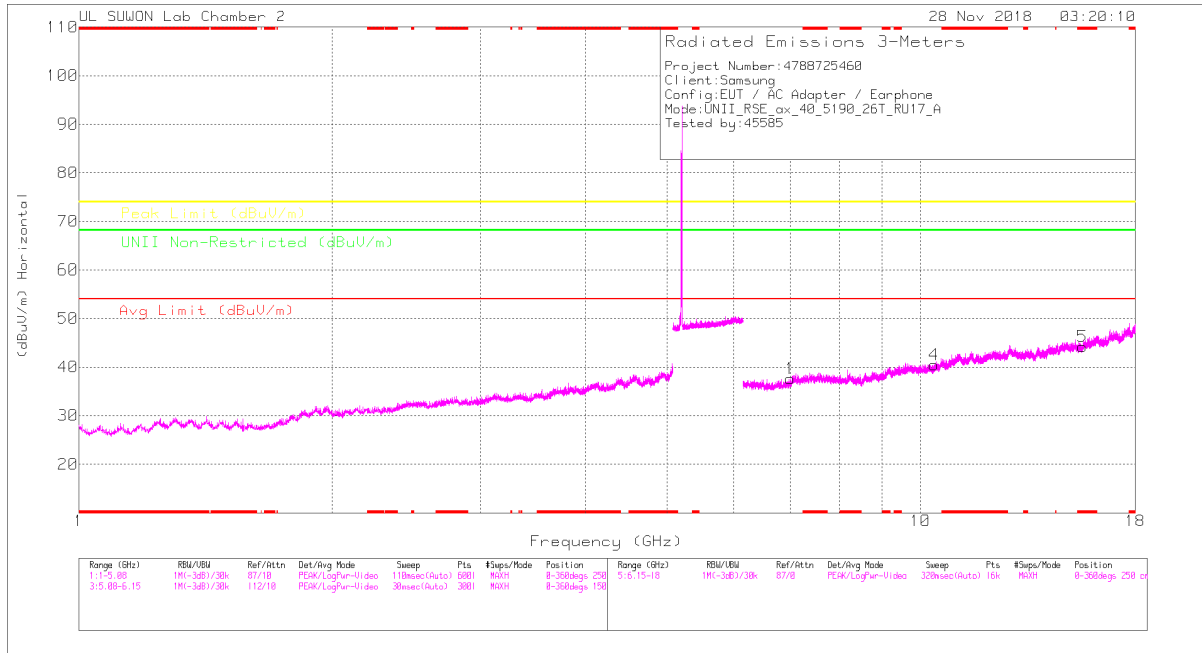
Marker	Frequency (GHz)	Major Reading (dBuV)	Det	3117_00188724	66Hz_HF(dB)	DC Corr (dB)	Corrected Reading (dBuV/m)	Avg Limit (dBuV/m)	Margin (dB)	Peak Limit (dBuV/m)	Margin (dB)	Limit Non-Restricted (dBuV/m)	Margin (dB)	Altitude (Degs)	Height (cm)	Polarity
1	7.016	26.51	PK	35.8	-25.4	0	36.91	-	-	-	-	68.2	-31.29	0-360	150	H
4	10.479	24.09	PK	37.7	-20.8	0	40.99	-	-	-	-	68.2	-27.21	0-360	250	H
5	* 15.721	24.41	PK	40.2	-19.6	0	45.01	-	-	74	-28.99	-	-	0-360	150	H
2	7.003	27.18	PK	35.8	-25.7	0	37.28	-	-	-	-	68.2	-30.92	0-360	150	V
3	10.486	23.66	PK	37.7	-20.8	0	40.56	-	-	-	-	68.2	-27.64	0-360	250	V
6	* 15.719	24.25	PK	40.2	-19.6	0	44.85	-	-	74	-29.15	-	-	0-360	150	V

* - indicates frequency in CFR47 Pt 15 / IC RSS-Restricted Band
 PK – Peak Detector

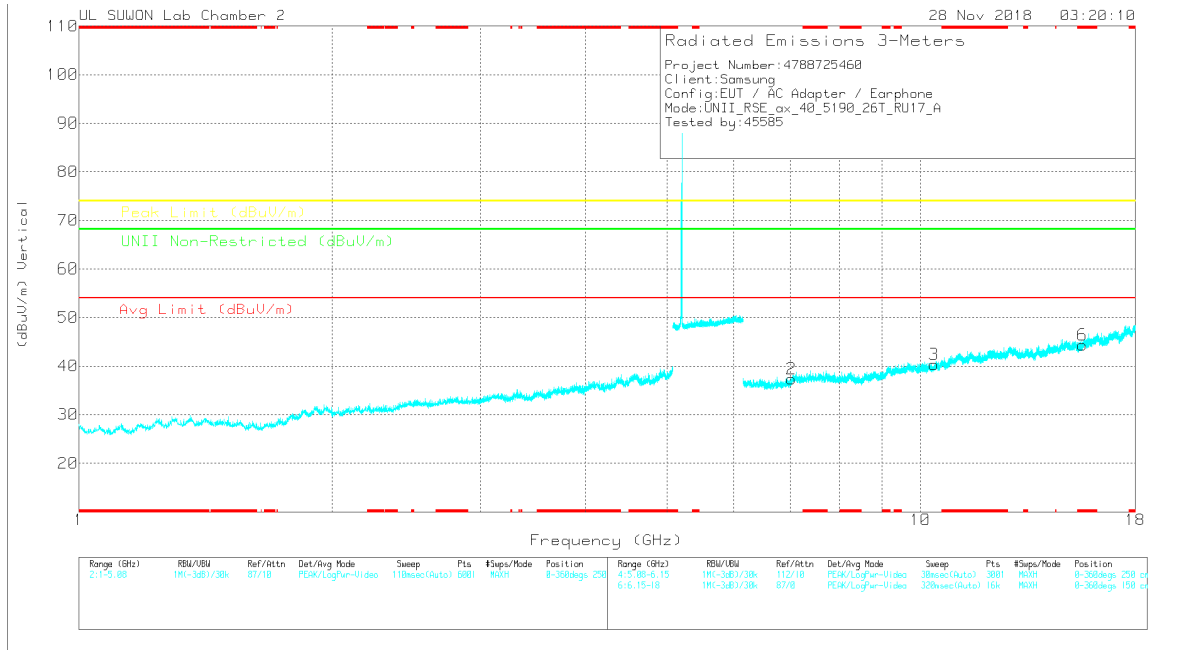
Note: Only peak measurement was performed. Because peak measurement result of unwanted emission is less than average limit (54dBuV/m).

HE40 RU mode (MIMO / 26T / Low: 17, High: 0)

LOW CHANNEL HORIZONTAL



LOW CHANNEL VERTICAL



Note: Emission was scanned up to 40GHz; No emissions were detected above the noise floor which was at least 20dB below the specification limit.

LOW CHANNEL DATA

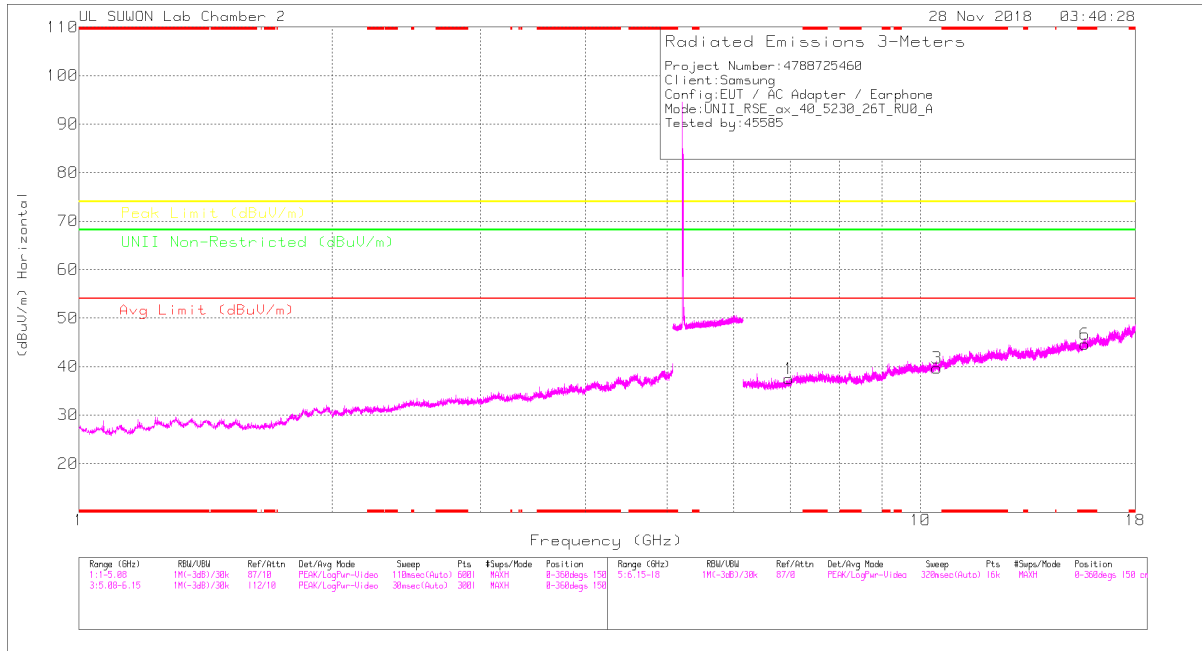
Trace Markers

Marker	Frequency (GHz)	Major Reading (dBuV)	Det	3117_00188724	66Hz_HR(dB)	DC Corr (dB)	Corrected Reading (dBuV/m)	Avg Limit (dBuV/m)	Margin (dB)	Peak Limit (dBuV/m)	Margin (dB)	Limit Non-Restricted (dBuV/m)	Margin (dB)	Azimuth (Degs)	Height (cm)	Polarity
1	7	27.49	PK	35.8	-25.7	0	37.59	-	-	-	-	68.2	-30.61	0-360	150	H
4	10.38	23.81	PK	37.6	-21	0	40.41	-	-	-	-	68.2	-27.79	0-360	150	H
5	* 15.569	23.96	PK	40	-19.8	0	44.16	-	-	74	-29.84	-	-	0-360	250	H
2	7.028	26.67	PK	35.9	-25.2	0	37.37	-	-	-	-	68.2	-30.83	0-360	150	V
3	10.376	23.73	PK	37.6	-21	0	40.33	-	-	-	-	68.2	-27.87	0-360	250	V
6	* 15.57	24.17	PK	40	-19.8	0	44.37	-	-	74	-29.63	-	-	0-360	150	V

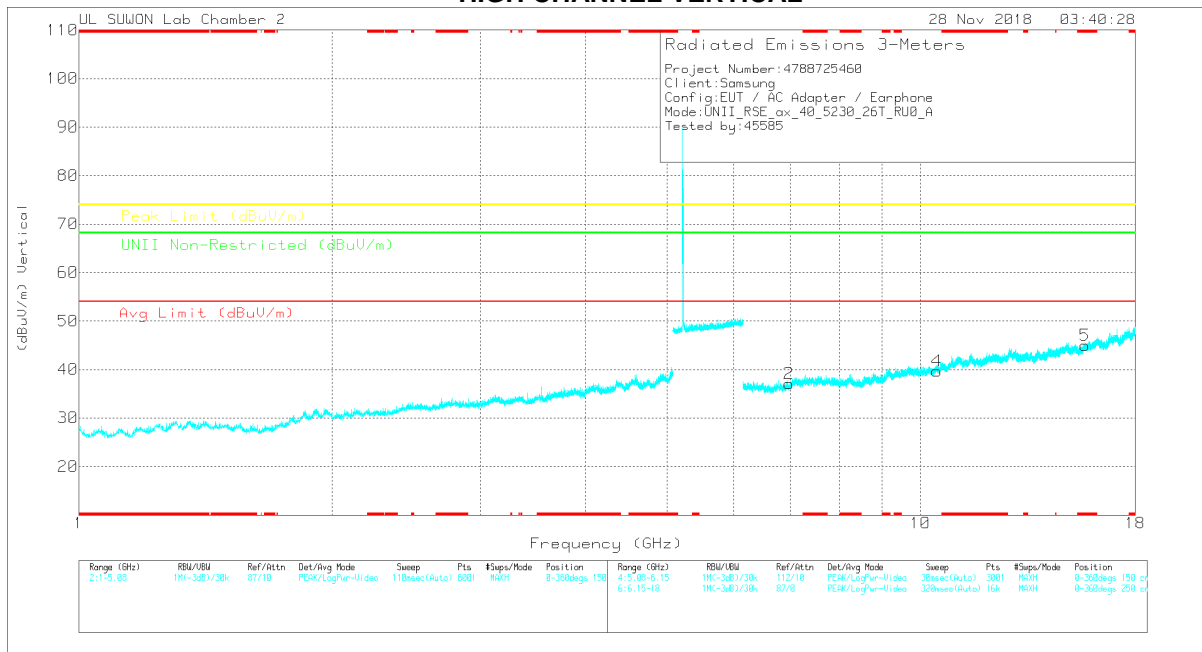
* - indicates frequency in CFR47 Pt 15 / IC RSS-Restricted Band
 PK – Peak Detector

Note: Only peak measurement was performed. Because peak measurement result of unwanted emission is less than average limit (54dBuV/m).

HIGH CHANNEL HORIZONTAL



HIGH CHANNEL VERTICAL



Note: Emission was scanned up to 40GHz; No emissions were detected above the noise floor which was at least 20dB below the specification limit.

HIGH CHANNEL DATA

Trace Markers

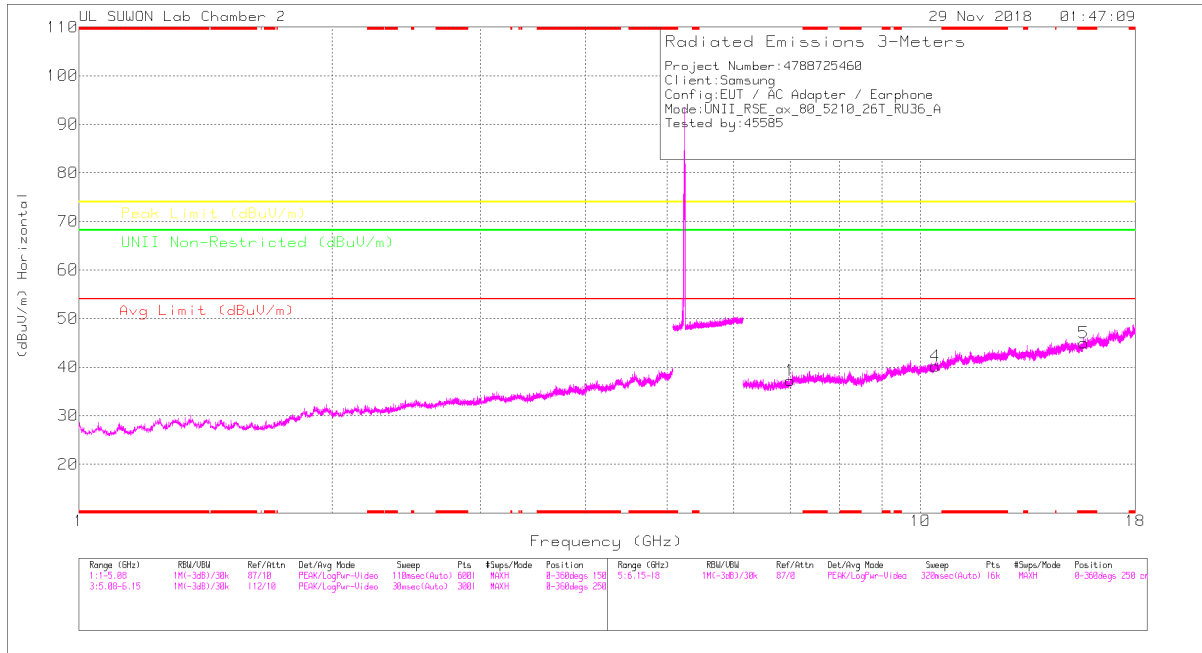
Marker	Frequency (GHz)	Meas Reading (dBuV)	Det	3117_00168724	6Ghz_HP[dB]	DC Corr (dB)	Corrected Reading (dBuV/m)	Avg Limit (dBuV/m)	Margin (dB)	Peak Limit (dBuV/m)	Margin (dB)	UL/Non-Restricted (dBuV/m)	Margin (dB)	Azimuth (Degs)	Height (cm)	Polariz
1	6.979	27.36	PK	35.8	-25.7	0	37.46	-	-	-	-	68.2	-30.74	0-360	250	H
3	10.461	22.81	PK	37.6	-20.7	0	39.71	-	-	-	-	68.2	-28.49	0-360	150	H
6	* 15.692	24.25	PK	40.2	-19.8	0	44.65	-	-	74	-29.35	-	-	0-360	150	H
2	6.979	26.98	PK	35.8	-25.7	0	37.08	-	-	-	-	68.2	-31.12	0-360	150	V
4	10.461	22.73	PK	37.6	-20.7	0	39.63	-	-	-	-	68.2	-28.57	0-360	150	V
5	* 15.692	24.6	PK	40.2	-19.8	0	45	-	-	74	-29	-	-	0-360	250	V

* - indicates frequency in CFR47 Pt 15 / IC RSS-Restricted Band
 PK – Peak Detector

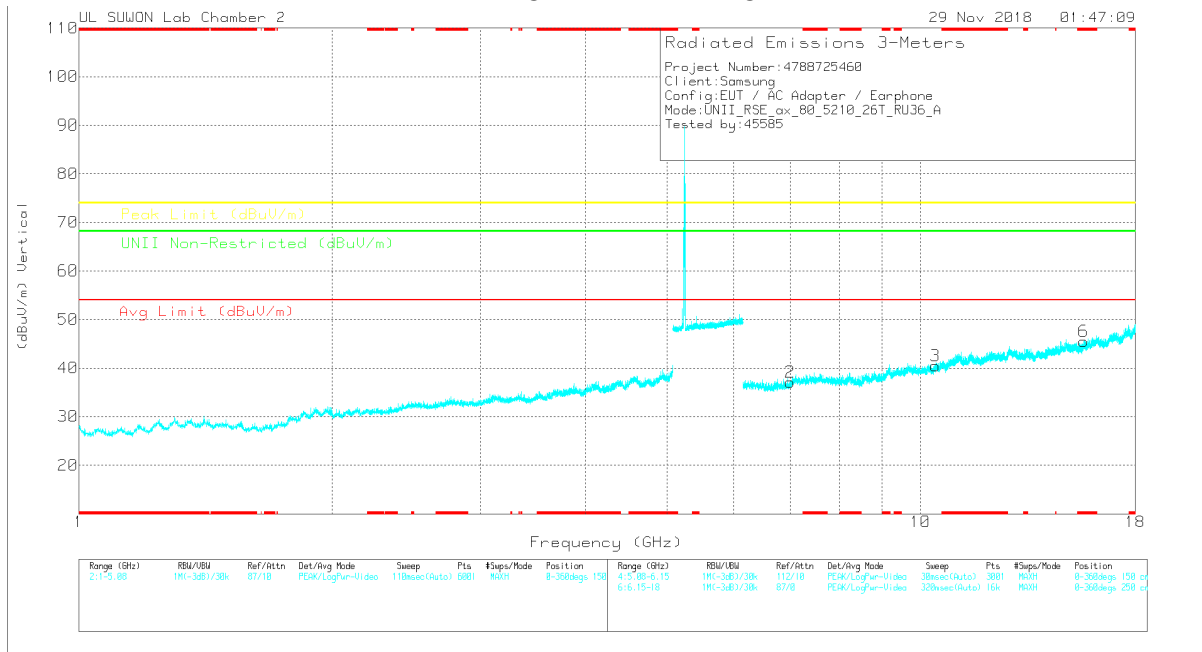
Note: Only peak measurement was performed. Because peak measurement result of unwanted emission is less than average limit (54dBuV/m).

HE80 RU mode (MIMO / 26T / Mid: 36)

MID CHANNEL HORIZONTAL



MID CHANNEL VERTICAL



Note: Emission was scanned up to 40GHz; No emissions were detected above the noise floor which was at least 20dB below the specification limit.

MID CHANNEL DATA

Trace Markers

Marker	Frequency (GHz)	Major Reading (dBuV)	Det	3117_00168724	66Hz_HR(dB)	DC Corr (dB)	Corrected Reading (dBuV/m)	Avg Limit (dBuV/m)	Margin (dB)	Peak Limit (dBuV/m)	Margin (dB)	Unit Non-Restricted (dBuV/m)	Margin (dB)	Azimuth (Degs)	Height (cm)	Polarity
1	7.004	27.1	PK	35.8	-25.7	0	37.2	-	-	-	-	68.2	-31	0-360	150	H
4	10.422	23.49	PK	37.6	-20.9	0	40.19	-	-	-	-	68.2	-28.01	0-360	250	H
5	* 15.631	24.74	PK	40.1	-19.9	0	44.94	-	-	74	-29.06	-	-	0-360	250	H
2	7.005	26.93	PK	35.8	-25.6	0	37.13	-	-	-	-	68.2	-31.07	0-360	250	V
3	10.421	23.7	PK	37.6	-20.9	0	40.4	-	-	-	-	68.2	-27.8	0-360	150	V
6	* 15.632	25.35	PK	40.1	-19.9	0	45.55	-	-	74	-28.45	-	-	0-360	150	V

* - indicates frequency in CFR47 Pt 15 / IC RSS-Restricted Band
 PK – Peak Detector

Note: Only peak measurement was performed. Because peak measurement result of unwanted emission is less than average limit (54dBuV/m).

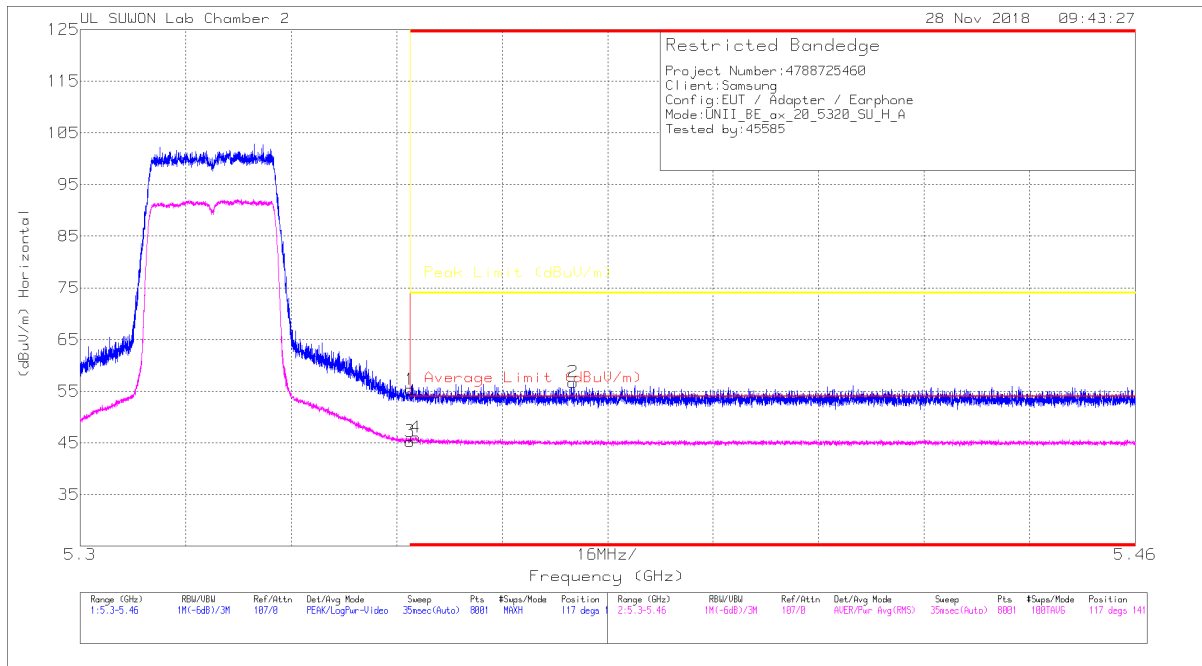
11.6. 5.3 GHz_2TX

11.6.1.TX ABOVE 1GHz 802.11ax MODE IN THE 5.3GHz BAND

RESTRICTED BANDEDGE (HIGH CHANNEL)

HE20 SU mode (MIMO)

HORIZONTAL PEAK AND AVERAGE PLOT



HORIZONTAL DATA

Trace Markers

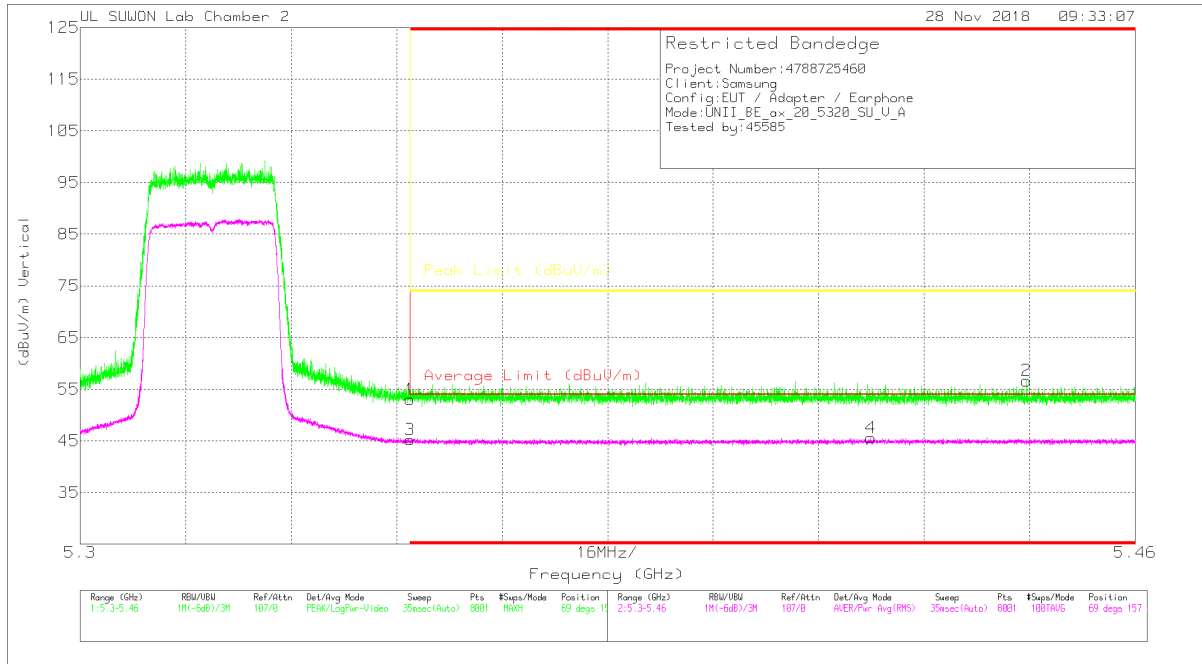
Marker	Frequency (GHz)	Meter Reading (dBuV)	Det	3117_00168724	10dB[dB]	DC Corr (dB)	Corrected Reading (dBuV/m)	Average Limit (dBuV/m)	Margin (dB)	Peak Limit (dBuV/m)	PK Margin (dB)	Altitude (Deg)	Height (cm)	Polarity
1	* 5.35	38.93	Pk	34.5	-18.1	0	55.33	-	-	74	-18.67	117	141	H
2	* 5.375	40.35	Pk	34.5	-18.1	0	56.75	-	-	74	-17.25	117	141	H
3	* 5.35	27.67	RMS	34.5	-17.1	.21	45.28	54	-8.72	-	-	117	141	H
4	* 5.351	28.45	RMS	34.5	-17.1	.21	46.06	54	-7.94	-	-	117	141	H

* - indicates frequency in CFR47 Pt 15 / IC RSS-Restricted Band

Pk - Peak detector

RMS - RMS detection

VERTICAL PEAK AND AVERAGE PLOT



VERTICAL DATA

Trace Markers

Marker	Frequency (GHz)	Meter Reading (dBuV)	Det	3117_00168724	10dB(dB)	DC Corr (dB)	Corrected Reading (dBuV/m)	Average Limit (dBuV/m)	Margin (dB)	Peak Limit (dBuV/m)	PK Margin (dB)	Azimuth (Degs)	Height (cm)	Polarity
1	* 5.35	36.65	Pk	34.5	-18.1	0	53.05	-	-	74	-20.95	69	157	V
2	* 5.444	40.35	Pk	34.5	-18.2	0	56.65	-	-	74	-17.35	69	157	V
3	* 5.35	27.62	RMS	34.5	-17.1	.21	45.23	54	-8.77	-	-	69	157	V
4	* 5.42	27.91	RMS	34.5	-17	.21	45.62	54	-8.38	-	-	69	157	V

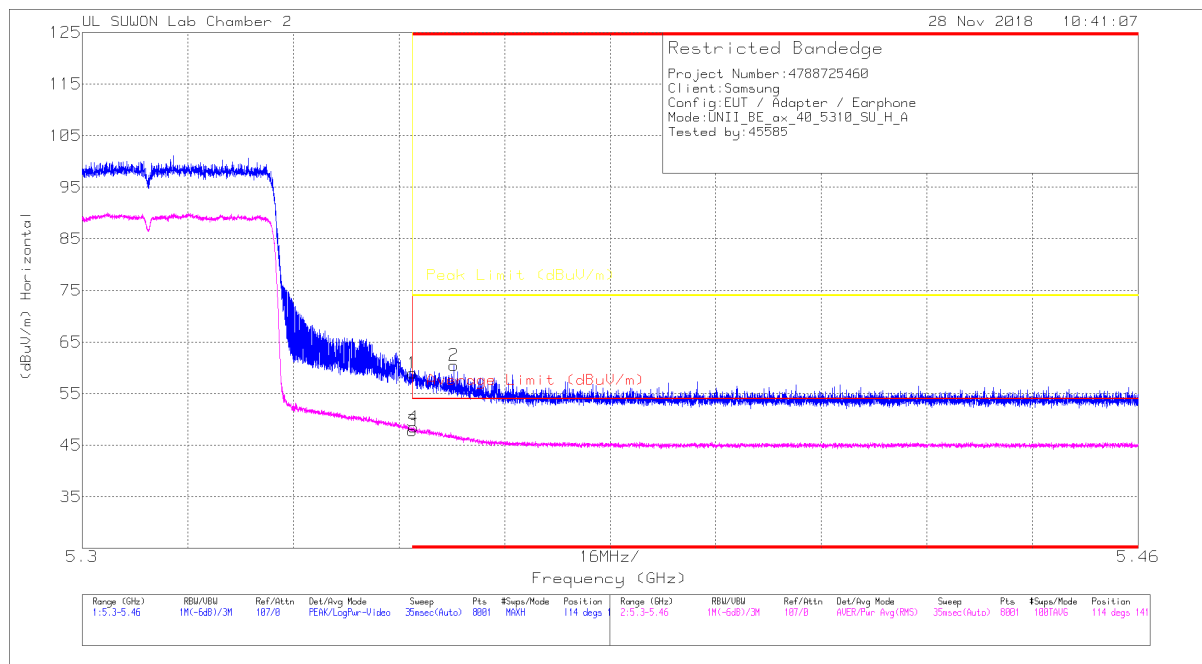
* - indicates frequency in CFR47 Pt 15 / IC RSS-Restricted Band

Pk - Peak detector

RMS - RMS detection

HE40 SU mode (MIMO)

HORIZONTAL PEAK AND AVERAGE PLOT



HORIZONTAL DATA

Trace Markers

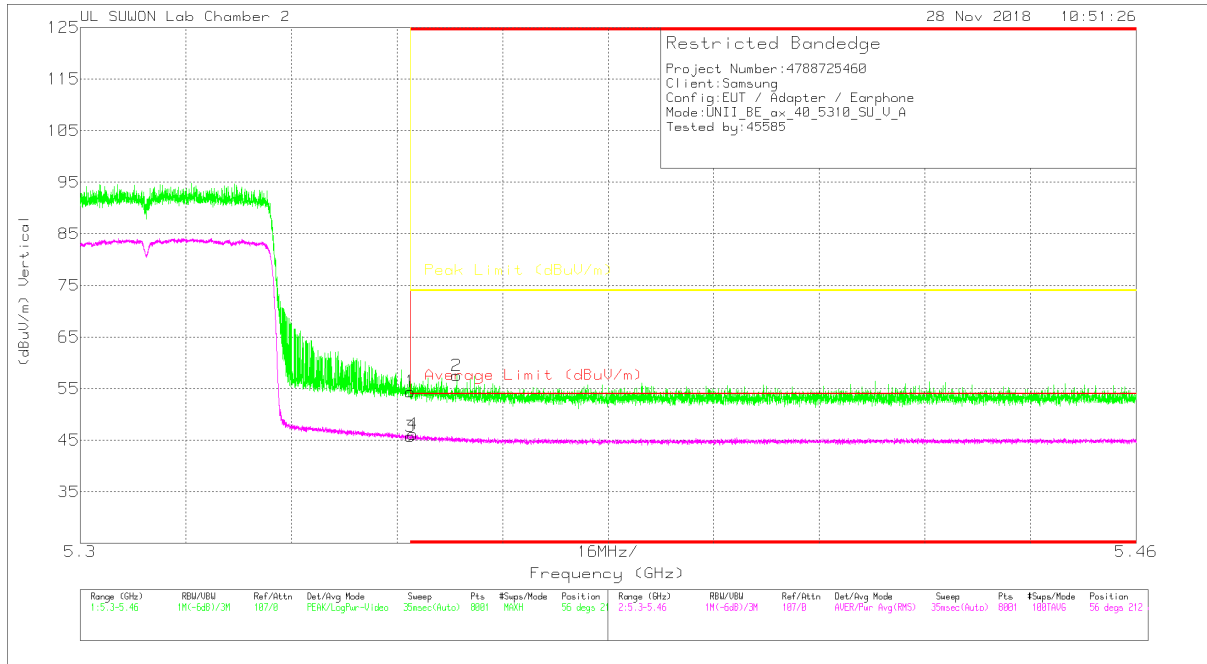
Marker	Frequency (GHz)	Meter Reading (dBuV)	Det	3117_00168724	10dB[dB]	DC Corr (dB)	Corrected Reading (dBuV/m)	Average Limit (dBuV/m)	Margin (dB)	Peak Limit (dBuV/m)	PK Margin (dB)	Altitude (Deg)	Height (cm)	Polarity
1	* 5.35	42.61	Pk	34.5	-18.1	0	59.01	-	-	74	-14.99	114	141	H
2	* 5.356	44.11	Pk	34.5	-18.1	0	60.51	-	-	74	-13.49	114	141	H
3	* 5.35	30.21	RMS	34.5	-17.1	.19	47.8	54	-6.2	-	-	114	141	H
4	* 5.35	30.93	RMS	34.5	-17.1	.19	48.52	54	-5.48	-	-	114	141	H

* - indicates frequency in CFR47 Pt 15 / IC RSS-Restricted Band

Pk - Peak detector

RMS - RMS detection

VERTICAL PEAK AND AVERAGE PLOT



VERTICAL DATA

Trace Markers

Marker	Frequency (GHz)	Meter Reading (dBuV)	Det	3117_00168724	10dB(dB)	DC Corr (dB)	Corrected Reading (dBuV/m)	Average Limit (dBuV/m)	Margin (dB)	Peak Limit (dBuV/m)	PK Margin (dB)	Azimuth (Degs)	Height (cm)	Polarity
1	* 5.35	38.01	Pk	34.5	-18.1	0	54.41	-	-	74	-19.59	56	212	V
2	* 5.357	41.15	Pk	34.5	-18.1	0	57.55	-	-	74	-16.45	56	212	V
3	* 5.35	28.13	RMS	34.5	-17.1	-19	45.72	54	-8.28	-	-	56	212	V
4	* 5.35	28.59	RMS	34.5	-17.1	-19	46.18	54	-7.82	-	-	56	212	V

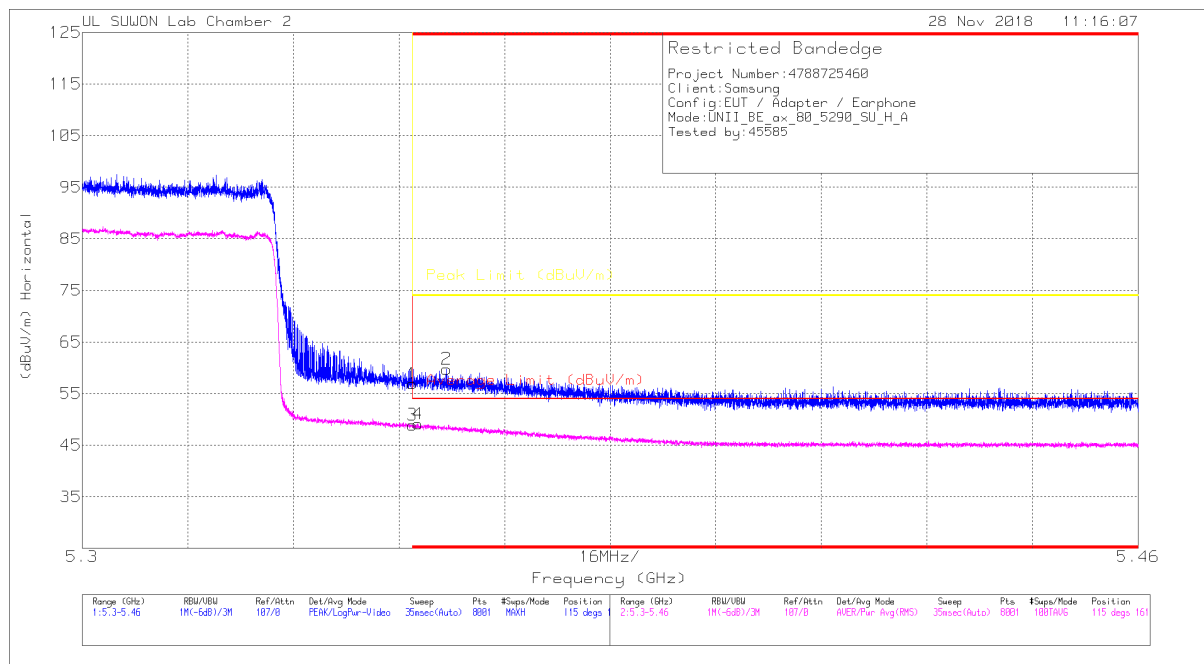
* - indicates frequency in CFR47 Pt 15 / IC RSS-Restricted Band

Pk - Peak detector

RMS - RMS detection

HE80 SU mode (MIMO)

HORIZONTAL PEAK AND AVERAGE PLOT



HORIZONTAL DATA

Trace Markers

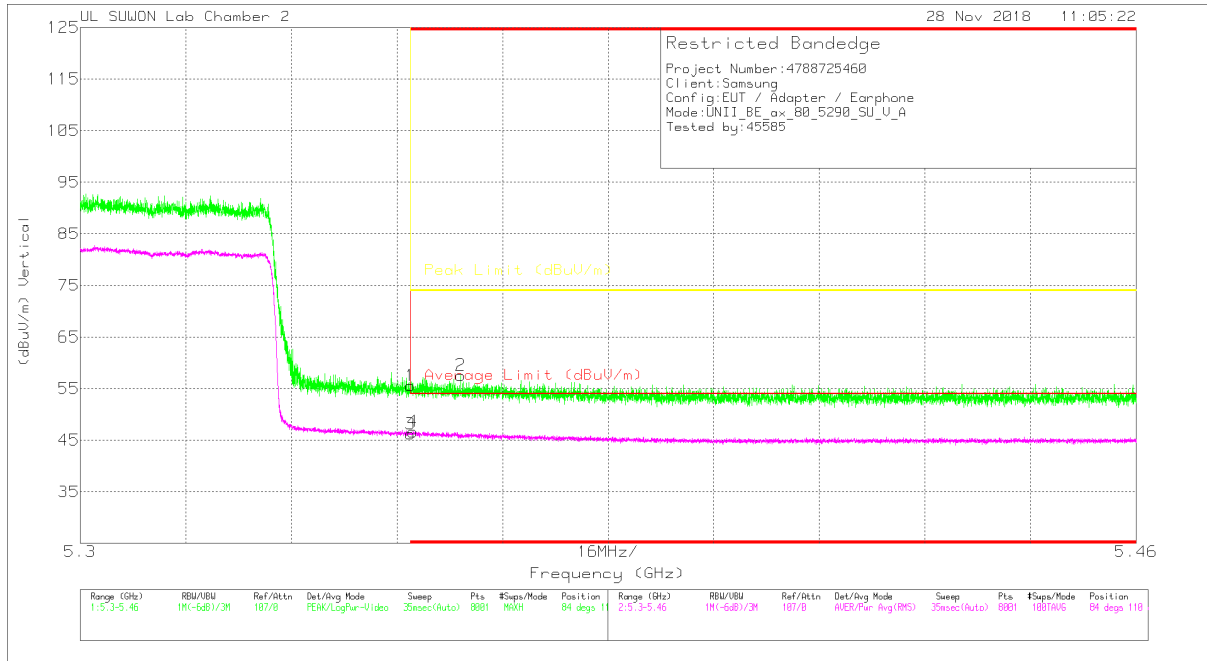
Marker	Frequency (GHz)	Meter Reading (dBuV)	Det	3117_00168724	10dB[dB]	DC Corr (dB)	Corrected Reading (dBuV/m)	Average Limit (dBuV/m)	Margin (dB)	Peak Limit (dBuV/m)	PK Margin (dB)	Altitude (Deg)	Height (cm)	Polarity
1	* 5.35	40.54	Pk	34.5	-18.1	0	56.94	-	-	74	-17.06	115	161	H
2	* 5.355	43.37	Pk	34.5	-18.1	0	59.77	-	-	74	-14.23	115	161	H
3	* 5.35	31.31	RMS	34.5	-17.1	.21	48.92	54	-5.08	-	-	115	161	H
4	* 5.351	31.52	RMS	34.5	-17.1	.21	49.13	54	-4.87	-	-	115	161	H

* - indicates frequency in CFR47 Pt 15 / IC RSS-Restricted Band

Pk - Peak detector

RMS - RMS detection

VERTICAL PEAK AND AVERAGE PLOT



VERTICAL DATA

Trace Markers

Marker	Frequency (GHz)	Meter Reading (dBuV)	Det	3117_00168724	10dB(dB)	DC Corr (dB)	Corrected Reading (dBuV/m)	Average Limit (dBuV/m)	Margin (dB)	Peak Limit (dBuV/m)	PK Margin (dB)	Azimuth (Degs)	Height (cm)	Polarity
1	* 5.35	39.19	Pk	34.5	-18.1	0	55.59	-	-	74	-18.41	84	110	V
2	* 5.358	41.16	Pk	34.5	-18.1	0	57.56	-	-	74	-16.44	84	110	V
3	* 5.35	28.62	RMS	34.5	-17.1	.21	46.23	54	-7.77	-	-	84	110	V
4	* 5.35	29.06	RMS	34.5	-17.1	.21	46.67	54	-7.33	-	-	84	110	V

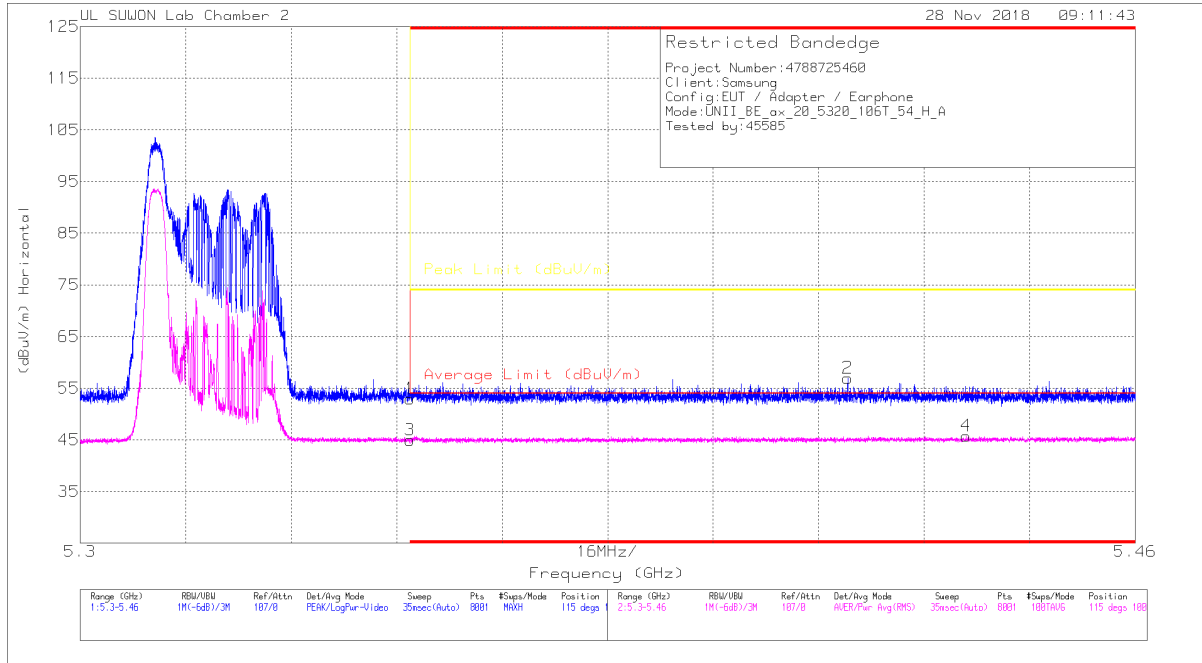
* - indicates frequency in CFR47 Pt 15 / IC RSS-Restricted Band

Pk - Peak detector

RMS - RMS detection

106T RU mode (MIMO / HE20 / RU offset 54)

HORIZONTAL PEAK AND AVERAGE PLOT



HORIZONTAL DATA

Trace Markers

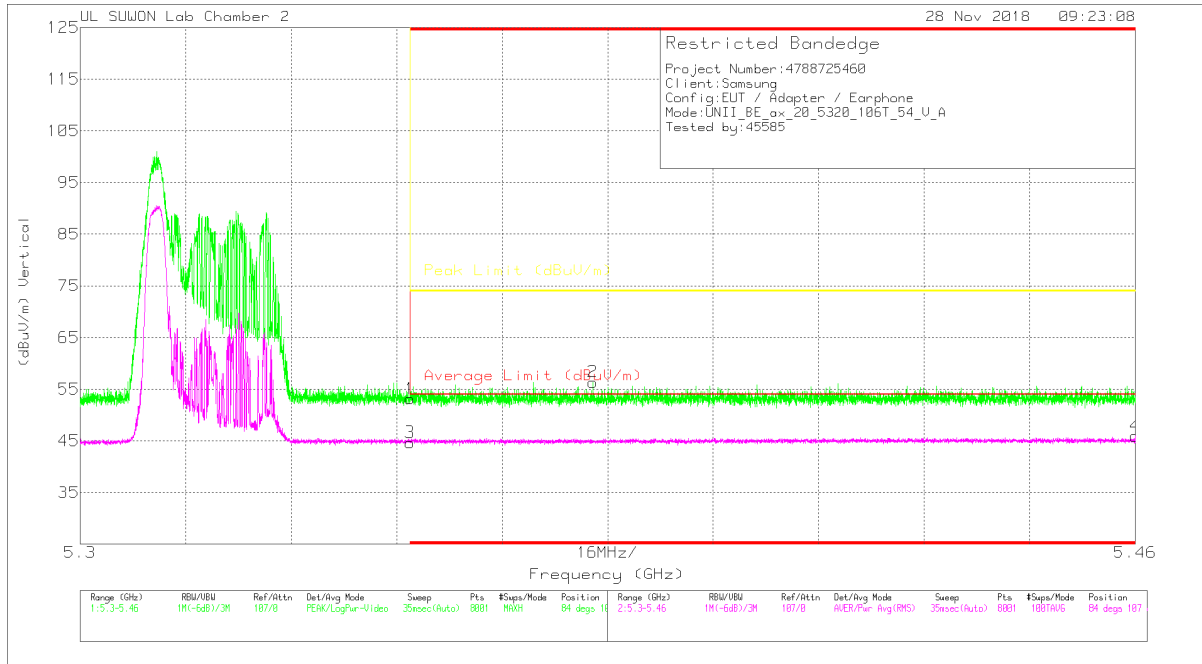
Marker	Frequency (GHz)	Meter Reading (dBuV)	Det	3117_00168724	10dB(dB)	DC Corr (dB)	Corrected Reading (dBuV/m)	Average Limit (dBuV/m)	Margin (dB)	Peak Limit (dBuV/m)	PK Margin (dB)	Azimuth (Degs)	Height (cm)	Polarity
1	* 5.35	36.54	Pk	34.5	-18.1	0	52.94	-	-	74	-21.06	115	100	H
2	* 5.416	40.57	Pk	34.5	-18.1	0	56.97	-	-	74	-17.03	115	100	H
3	* 5.35	27.13	RMS	34.5	-17.1	.44	44.97	54	-9.03	-	-	115	100	H
4	* 5.434	27.84	RMS	34.5	-17	.44	45.78	54	-8.22	-	-	115	100	H

* - indicates frequency in CFR47 Pt 15 / IC RSS-Restricted Band

Pk - Peak detector

RMS - RMS detection

VERTICAL PEAK AND AVERAGE PLOT



VERTICAL DATA

Trace Markers

Marker	Frequency (GHz)	Meter Reading (dBuV)	Det	3117_00168724	10dB(dB)	DC Corr (dB)	Corrected Reading (dBuV/m)	Average Limit (dBuV/m)	Margin (dB)	Peak Limit (dBuV/m)	PK Margin (dB)	Azimuth (Degs)	Height (cm)	Polarity
1	* 5.35	36.75	Pk	34.5	-18.1	0	53.15	-	-	74	-20.85	84	107	V
2	* 5.378	39.99	Pk	34.5	-18.1	0	56.39	-	-	74	-17.61	84	107	V
3	* 5.35	26.83	RMS	34.5	-17.1	.44	44.67	54	-9.33	-	-	84	107	V
4	* 5.46	27.79	RMS	34.6	-16.9	.44	45.93	54	-8.07	-	-	84	107	V

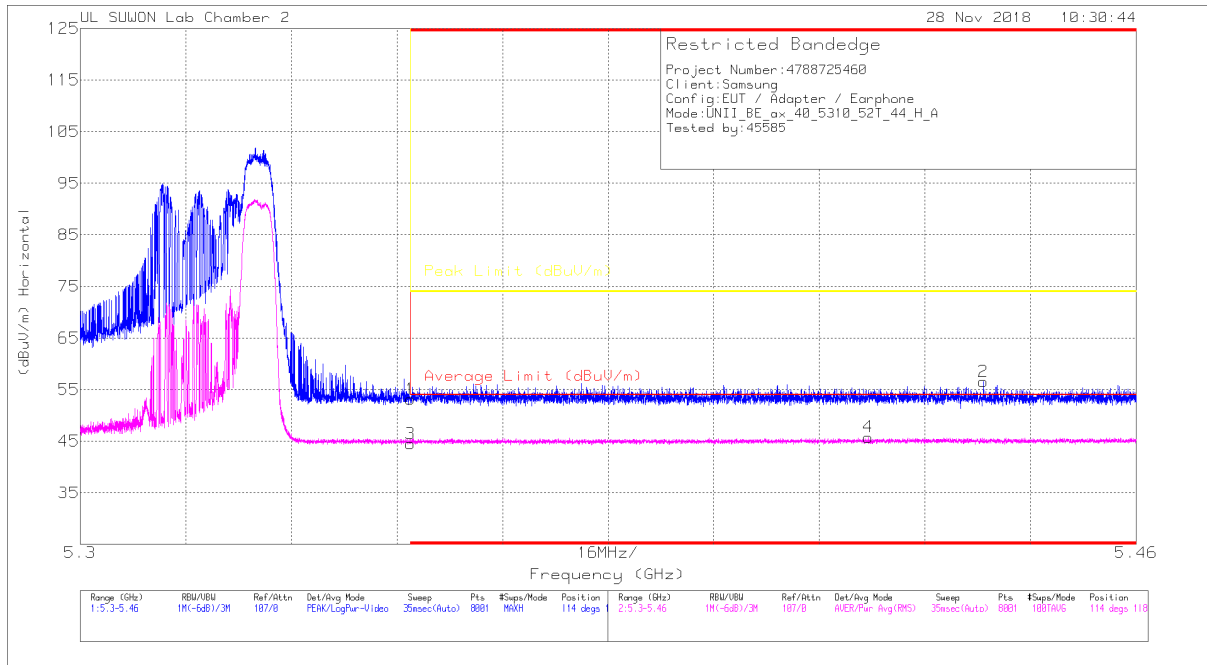
* - indicates frequency in CFR47 Pt 15 / IC RSS-Restricted Band

Pk - Peak detector

RMS - RMS detection

52T RU mode (MIMO / HE40 / RU offset 44)

HORIZONTAL PEAK AND AVERAGE PLOT



HORIZONTAL DATA

Trace Markers

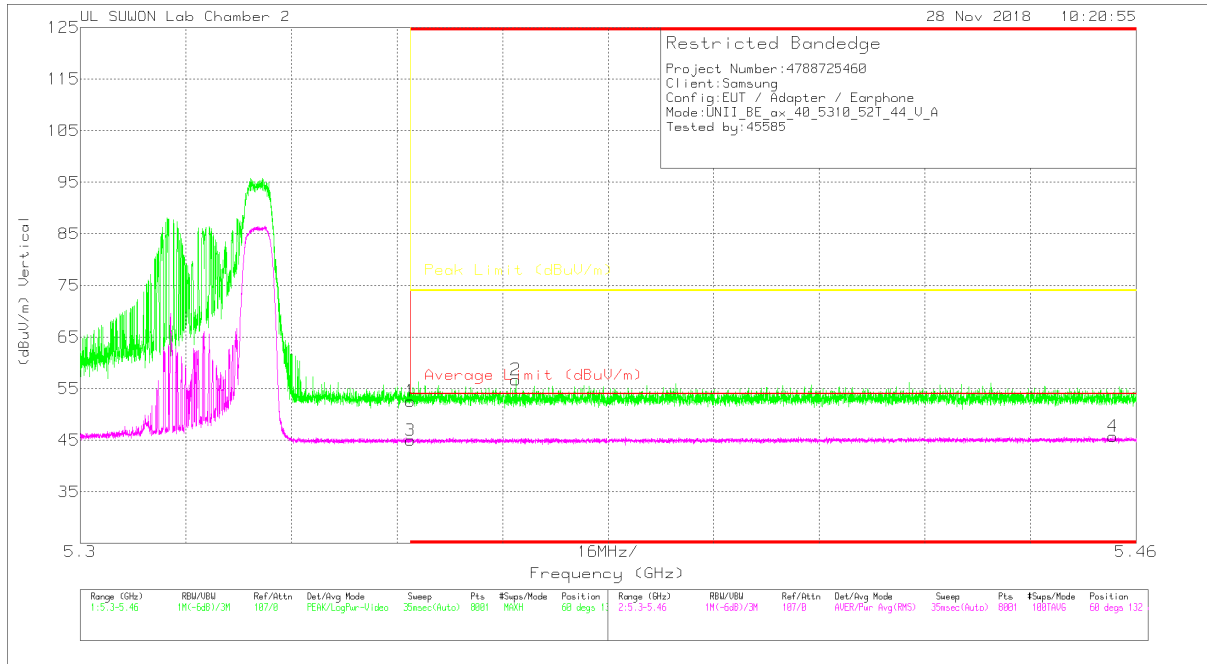
Marker	Frequency (GHz)	Meter Reading (dBuV)	Det	3117_00168724	10dB(dB)	DC Corr (dB)	Corrected Reading (dBuV/m)	Average Limit (dBuV/m)	Margin (dB)	Peak Limit (dBuV/m)	PK Margin (dB)	Altitude (Deg)	Height (cm)	Polarity
1	* 5.35	36.74	Pk	34.5	-18.1	0	53.14	-	-	74	-20.86	114	118	H
2	* 5.437	40.24	Pk	34.5	-18.2	0	56.54	-	-	74	-17.46	114	118	H
3	* 5.35	26.65	RMS	34.5	-17.1	.45	44.5	54	-9.5	-	-	114	118	H
4	* 5.419	27.85	RMS	34.5	-17	.45	45.8	54	-8.2	-	-	114	118	H

* - indicates frequency in CFR47 Pt 15 / IC RSS-Restricted Band

Pk - Peak detector

RMS - RMS detection

VERTICAL PEAK AND AVERAGE PLOT



VERTICAL DATA

Trace Markers

Marker	Frequency (GHz)	Meter Reading (dBuV)	Det	3117_00168724	10dB(dB)	DC Corr (dB)	Corrected Reading (dBuV/m)	Average Limit (dBuV/m)	Margin (dB)	Peak Limit (dBuV/m)	PK Margin (dB)	Altitude (Degs)	Height (cm)	Polarity
1	* 5.35	36.18	Pk	34.5	-18.1	0	52.58	-	-	74	-21.42	60	132	V
2	* 5.366	40.41	Pk	34.5	-18.2	0	56.71	-	-	74	-17.29	60	132	V
3	* 5.35	27.16	RMS	34.5	-17.1	.45	45.01	54	-8.99	-	-	60	132	V
4	* 5.456	27.62	RMS	34.6	-16.9	.45	45.77	54	-8.23	-	-	60	132	V

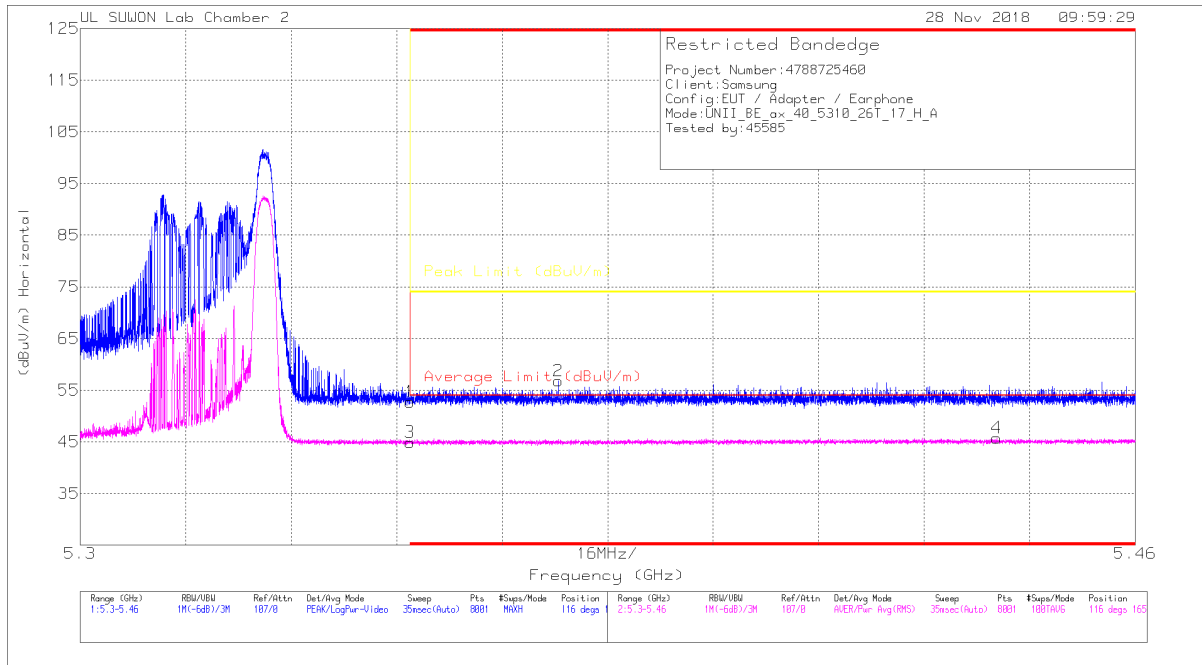
* - indicates frequency in CFR47 Pt 15 / IC RSS-Restricted Band

Pk - Peak detector

RMS - RMS detection

26T RU mode (MIMO / HE40 / RU offset 17)

HORIZONTAL PEAK AND AVERAGE PLOT



HORIZONTAL DATA

Trace Markers

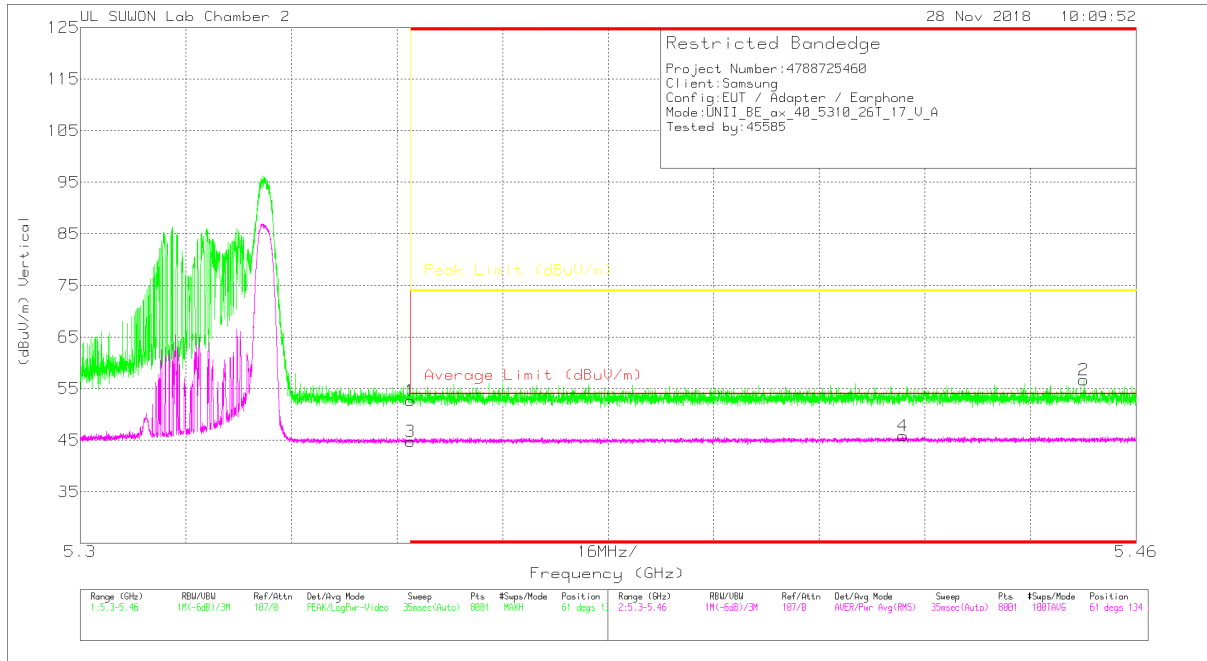
Marker	Frequency (GHz)	Meter Reading (dBu)	Det	3117_00168724	10dB(dB)	DC Corr (dB)	Corrected Reading (dBu/m)	Average Limit (dBu/m)	Margin (dB)	Peak Limit (dBu/m)	PK Margin (dB)	Azimuth (Degs)	Height (cm)	Polarity
1	* 5.35	36.35	Pk	34.5	-18.1	0	52.75	-	-	74	-21.25	116	165	H
2	* 5.373	40.42	Pk	34.5	-18.1	0	56.82	-	-	74	-17.18	116	165	H
3	* 5.35	27.05	RMS	34.5	-17.1	.46	44.91	54	-9.09	-	-	116	165	H
4	* 5.439	27.79	RMS	34.5	-17	.46	45.75	54	-8.25	-	-	116	165	H

* - indicates frequency in CFR47 Pt 15 / IC RSS-Restricted Band

Pk - Peak detector

RMS - RMS detection

VERTICAL PEAK AND AVERAGE PLOT



VERTICAL DATA

Trace Markers

Marker	Frequency (GHz)	Meter Reading (dBuV)	Det	3117_00168724	10dB(dB)	DC Corr (dB)	Corrected Reading (dBuV/m)	Average Limit (dBuV/m)	Margin (dB)	Peak Limit (dBuV/m)	PK Margin (dB)	Azimuth (Degs)	Height (cm)	Polarity
1	* 5.35	36.26	Pk	34.5	-18.1	0	52.66	-	-	74	-21.34	61	134	V
2	* 5.452	40.29	Pk	34.6	-18.2	0	56.69	-	-	74	-17.31	61	134	V
3	* 5.35	26.87	RMS	34.5	-17.1	.46	44.73	54	-9.27	-	-	61	134	V
4	* 5.425	27.9	RMS	34.5	-17	.46	45.86	54	-8.14	-	-	61	134	V

* - indicates frequency in CFR47 Pt 15 / IC RSS-Restricted Band

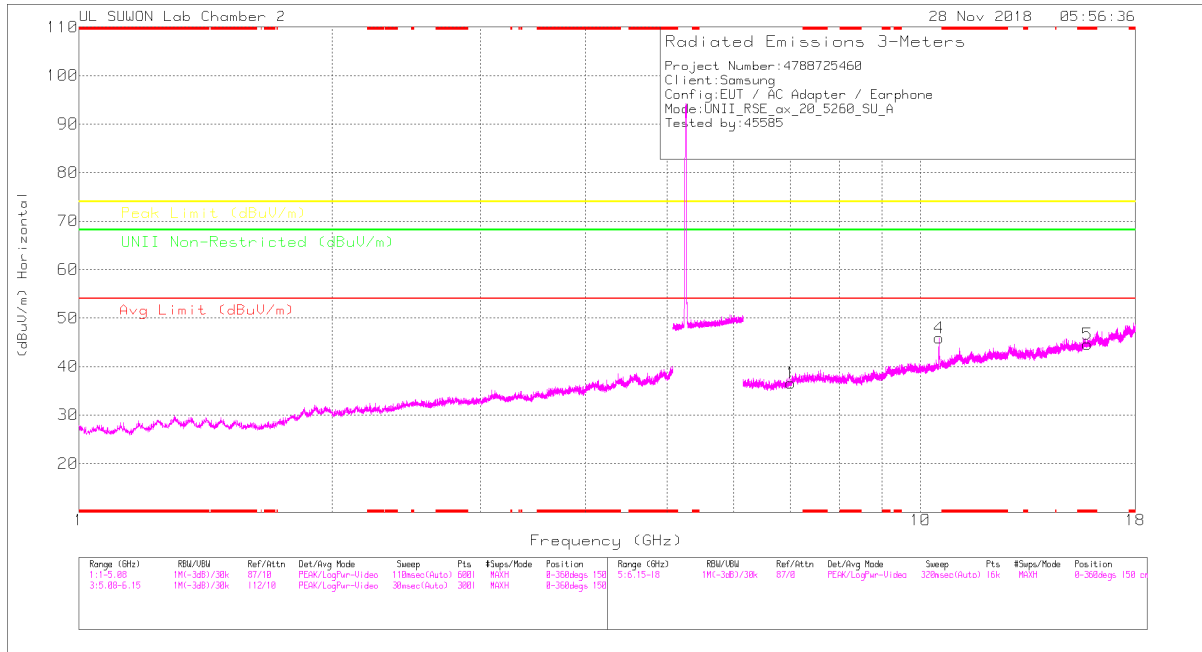
Pk - Peak detector

RMS - RMS detection

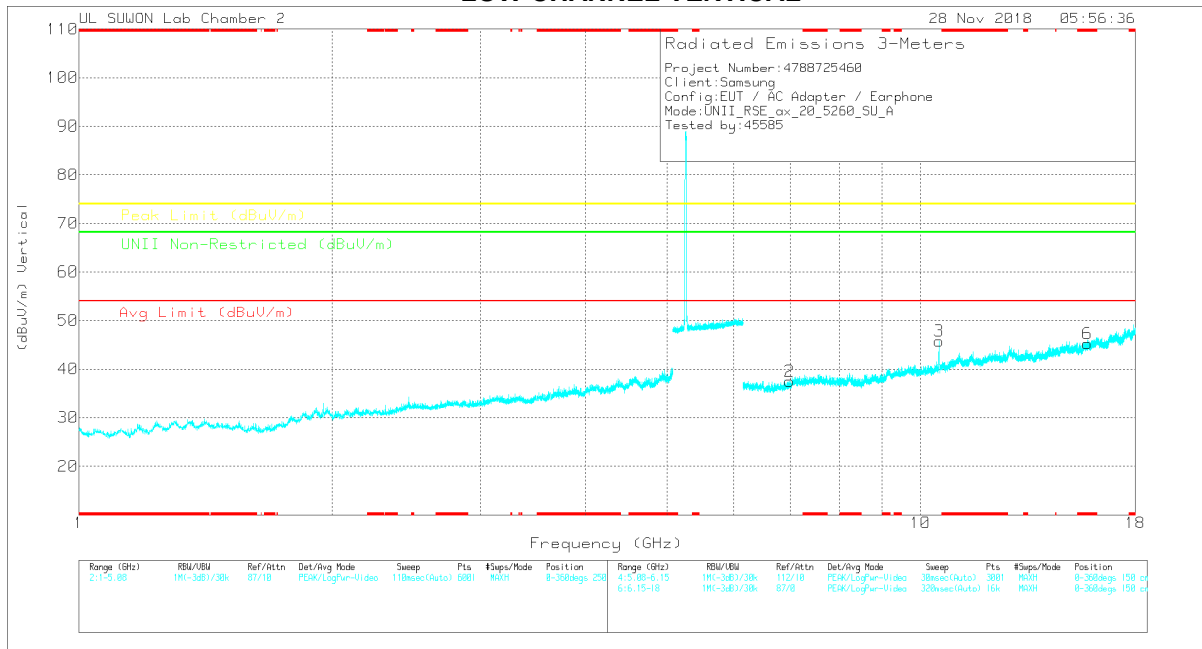
HARMONICS AND SPURIOUS EMISSIONS

HE20 SU mode (MIMO)

LOW CHANNEL HORIZONTAL



LOW CHANNEL VERTICAL



Note: Emission was scanned up to 40GHz; No emissions were detected above the noise floor which was at least 20dB below the specification limit.

LOW CHANNEL DATA

Trace Markers

Marker	Frequency (GHz)	Meter Reading (dBuV)	Det	3117_00168724	6GHz_HF(dB)	DC Corr (dB)	Corrected Reading (dBuV/m)	Avg Limit (dBuV/m)	Margin (dB)	Peak Limit (dBuV/m)	Margin (dB)	UNII Non-Restricted (dBuV/m)	Margin (dB)	Asimuth (Degs)	Height (cm)	Polarity
1	7.014	26.28	PK	35.8	-25.5	0	36.58	-	-	-	-	68.2	-31.62	0-360	150	H
4	10.519	28.87	PK	37.7	-20.7	0	45.87	-	-	-	-	68.2	-22.33	0-360	150	H
5	* 15.78	24.24	PK	40.3	-19.9	0	44.64	-	-	74	-29.36	-	-	0-360	250	H
2	6.987	27.47	PK	35.8	-25.8	0	37.47	-	-	-	-	68.2	-30.73	0-360	150	V
3	10.522	28.81	PK	37.7	-20.8	0	45.71	-	-	-	-	68.2	-22.49	0-360	250	V
6	* 15.78	24.8	PK	40.3	-19.9	0	45.2	-	-	74	-28.8	-	-	0-360	150	V

* - indicates frequency in CFR47 Pt 15 / IC RSS-Restricted Band
 PK – Peak Detector

Radiated Emissions

Frequency (GHz)	Meter Reading (dBuV)	Det	3117_00168724	6GHz_HF(dB)	DC Corr (dB)	Corrected Reading (dBuV/m)	Avg Limit (dBuV/m)	Margin (dB)	Peak Limit (dBuV/m)	Margin (dB)	UNII Non-Restricted (dBuV/m)	Margin (dB)	Asimuth (Degs)	Height (cm)	Polarity
10.518	43.39	PK-U	37.7	-20.7	0	60.39	-	-	-	-	68.2	-7.81	104	106	H
10.519	40.78	PK-U	37.7	-20.7	0	57.78	-	-	-	-	68.2	-10.42	210	250	V

* - indicates frequency in CFR47 Pt 15 / IC RSS-Restricted Band
 PK-U - U-NII: Maximum Peak