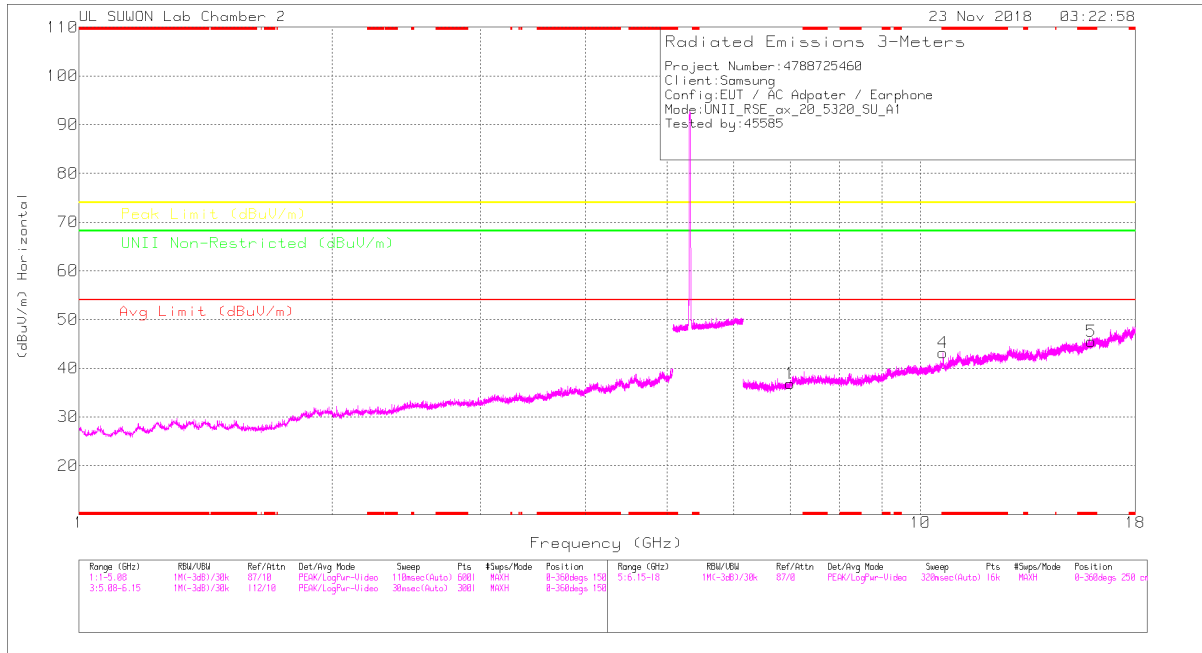
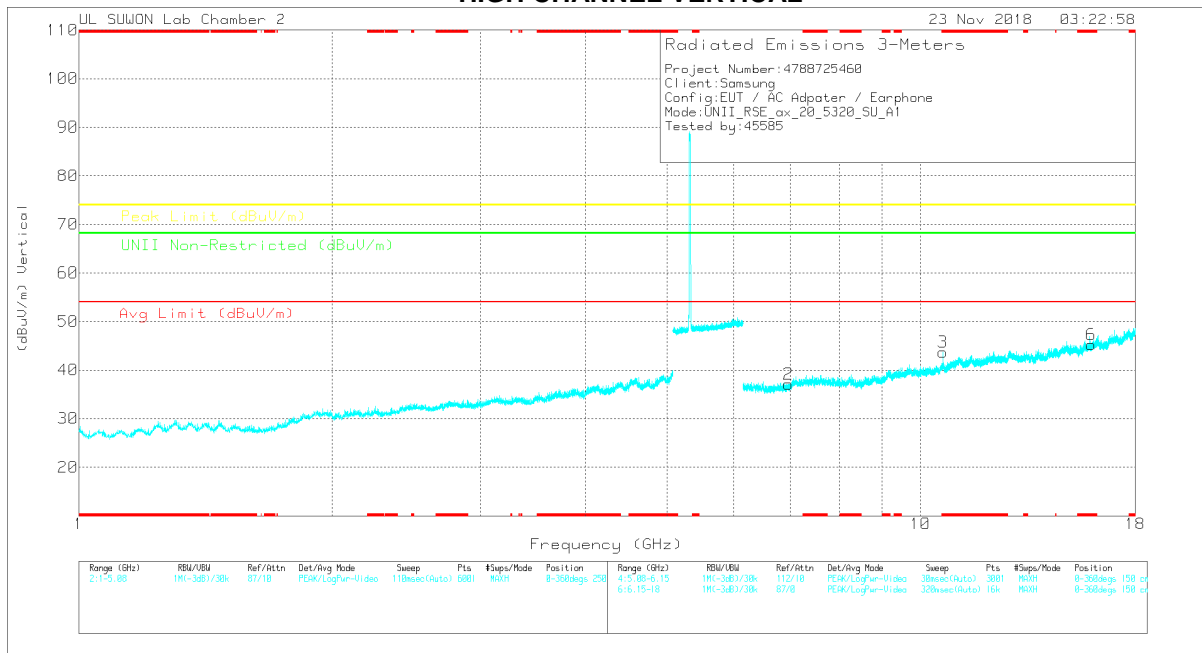


HIGH CHANNEL HORIZONTAL



HIGH CHANNEL VERTICAL



Note: Emission was scanned up to 40GHz; No emissions were detected above the noise floor which was at least 20dB below the specification limit.

HIGH CHANNEL DATA

Trace Markers

Marker	Frequency (GHz)	Meter Reading (dBuV)	Det	3117_00168724	60Hz_HF(dB)	DC Corr (dB)	Corrected Reading (dBuV/m)	Aug Limit (dBuV/m)	Margin (dB)	Peak Limit (dBuV/m)	Margin (dB)	UNII Non-Restricted (dBuV/m)	Margin (dB)	Asimuth (Degs)	Height (cm)	Polarity
1	7.001	26.72	PK	35.8	-25.7	0	36.82	-	-	-	-	68.2	-31.38	0-360	150	H
4	* 10.639	24.93	PK	37.8	-19.6	0	43.13	-	-	74	-30.87	-	-	0-360	250	H
5	* 15.958	24.71	PK	40.5	-19.7	0	45.51	-	-	74	-28.49	-	-	0-360	150	H
2	6.969	26.86	PK	35.8	-25.6	0	37.06	-	-	-	-	68.2	-31.14	0-360	250	V
3	* 10.641	25.51	PK	37.8	-19.6	0	43.71	-	-	74	-30.29	-	-	0-360	250	V
6	* 15.96	24.35	PK	40.5	-19.6	0	45.25	-	-	74	-28.75	-	-	0-360	250	V

* - indicates frequency in CFR47 Pt 15 / IC RSS-Restricted Band
 PK – Peak Detector

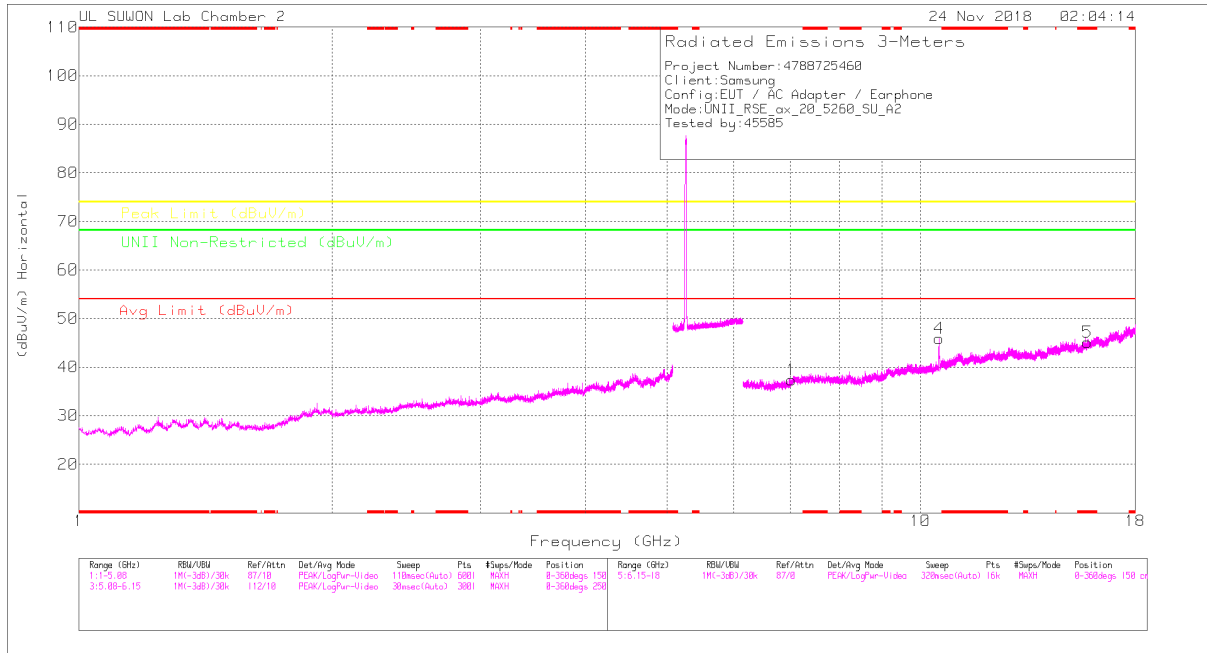
Radiated Emissions

Frequency (GHz)	Meter Reading (dBuV)	Det	3117_00168724	60Hz_HF(dB)	DC Corr (dB)	Corrected Reading (dBuV/m)	Aug Limit (dBuV/m)	Margin (dB)	Peak Limit (dBuV/m)	Margin (dB)	UNII Non-Restricted (dBuV/m)	Margin (dB)	Asimuth (Degs)	Height (cm)	Polarity
* 10.639	37.4	PK-U	37.8	-19.6	0	55.6	-	-	74	-18.4	-	-	101	143	H
* 10.641	24.01	ADR	37.8	-19.6	11	42.32	54	-11.68	-	-	-	-	101	143	H
* 10.637	35.68	PK-U	37.8	-19.6	0	53.88	-	-	74	-20.12	-	-	173	327	V
* 10.641	22.63	ADR	37.8	-19.6	11	40.94	54	-13.06	-	-	-	-	173	327	V

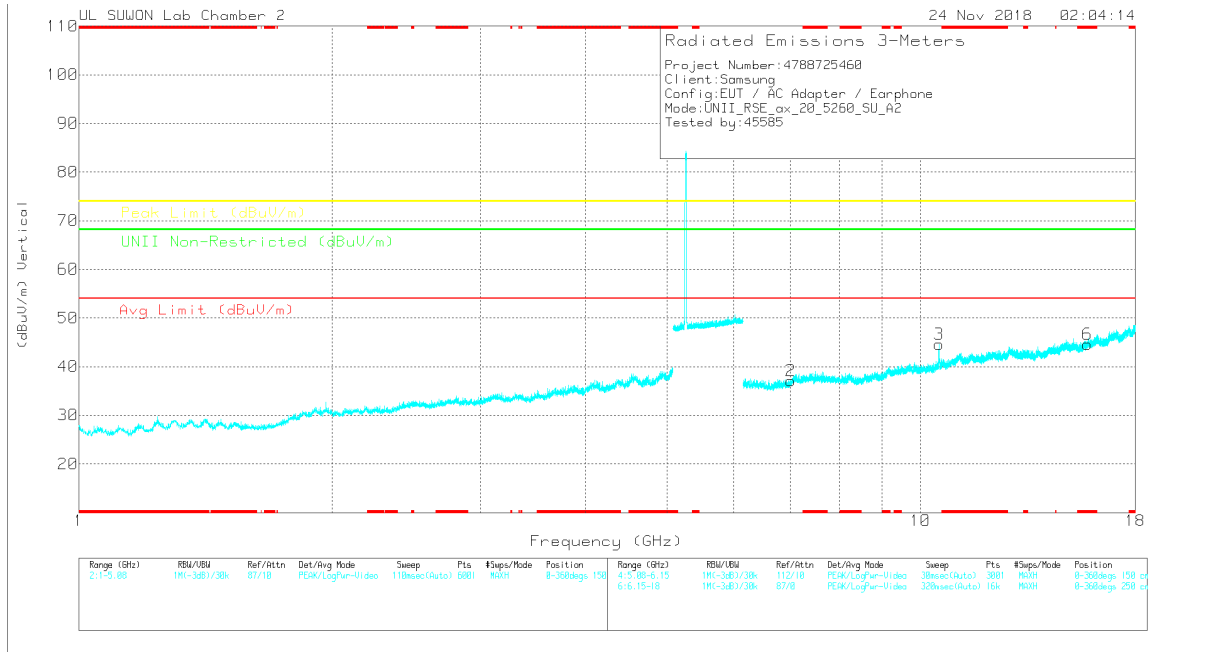
* - indicates frequency in CFR47 Pt 15 / IC RSS-Restricted Band
 PK-U - U-NII: Maximum Peak
 ADR - U-NII AD primary method, RMS average

HE20 SU mode (ANT_2)

LOW CHANNEL HORIZONTAL



LOW CHANNEL VERTICAL



Note: Emission was scanned up to 40GHz; No emissions were detected above the noise floor which was at least 20dB below the specification limit.

LOW CHANNEL DATA

Trace Markers

Marker	Frequency (GHz)	Meter Reading (dBuV)	Det	3117_0018724	6GHz_H(F)(dB)	DC Corr (dB)	Corrected Reading (dBuV/m)	Avg Limit (dBuV/m)	Margin (dB)	Peak Limit (dBuV/m)	Margin (dB)	Limit Non-Restricted (dBuV/m)	Margin (dB)	Azimuth (Degs)	Height (cm)	Polarity
1	7.028	26.61	PK	35.9	-25.2	0	37.31	-	-	-	-	68.2	-30.89	0-360	150	H
4	10.519	28.92	PK	37.7	-20.7	0	45.92	-	-	-	-	68.2	-22.28	0-360	250	H
5	* 15.781	24.73	PK	40.3	-19.9	0	45.13	-	-	74	-28.87	-	-	0-360	250	H
2	7.014	26.79	PK	35.8	-25.5	0	37.09	-	-	-	-	68.2	-31.11	0-360	250	V
3	10.526	27.62	PK	37.7	-20.7	0	44.62	-	-	-	-	68.2	-23.58	0-360	250	V
6	* 15.781	24.19	PK	40.3	-19.9	0	44.59	-	-	74	-29.41	-	-	0-360	250	V

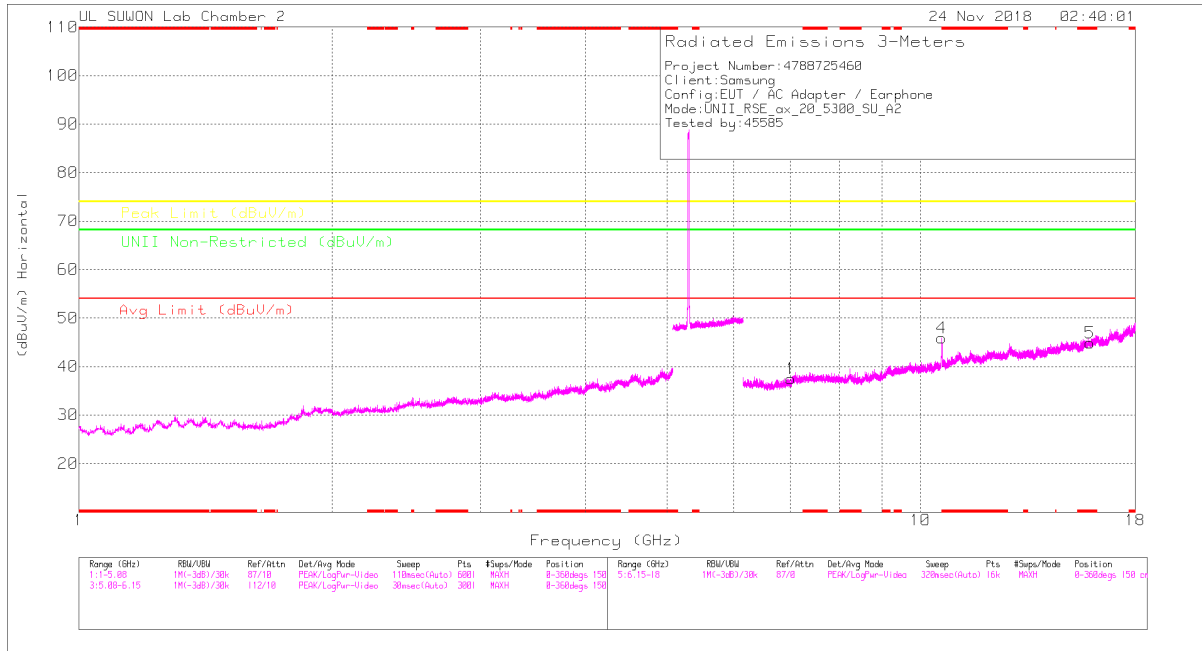
* - indicates frequency in CFR47 Pt 15 / IC RSS-Restricted Band
 PK – Peak Detector

Radiated Emissions

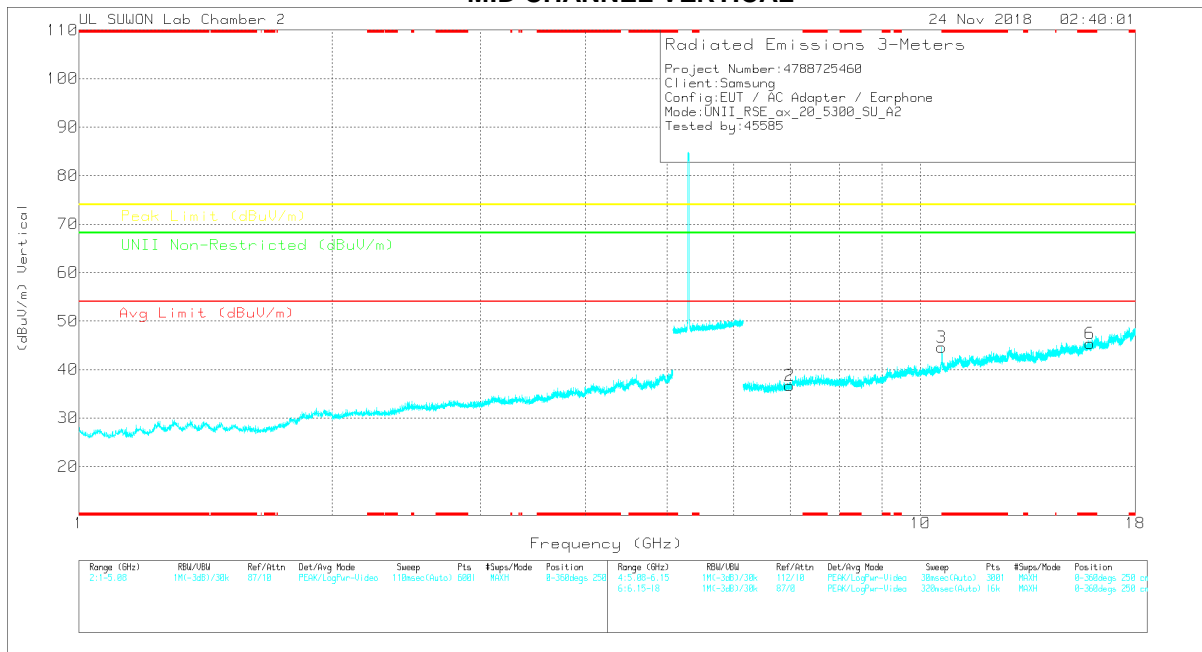
Frequency (GHz)	Meter Reading (dBuV)	Det	3117_0018724	6GHz_H(F)(dB)	DC Corr (dB)	Corrected Reading (dBuV/m)	Avg Limit (dBuV/m)	Margin (dB)	Peak Limit (dBuV/m)	Margin (dB)	Limit Non-Restricted (dBuV/m)	Margin (dB)	Azimuth (Degs)	Height (cm)	Polarity
10.524	43.68	PK-U	37.7	-20.7	0	60.68	-	-	-	-	68.2	-7.52	230	100	H
10.519	41.04	PK-U	37.7	-20.7	0	58.04	-	-	-	-	68.2	-10.16	220	242	V

* - indicates frequency in CFR47 Pt 15 / IC RSS-Restricted Band
 PK-U - U-NII: Maximum Peak

MID CHANNEL HORIZONTAL



MID CHANNEL VERTICAL



Note: Emission was scanned up to 40GHz; No emissions were detected above the noise floor which was at least 20dB below the specification limit.

MID CHANNEL DATA

Trace Markers

Marker	Frequency (GHz)	Meter Reading (dBuV)	Det	3117_00168724	6GHz_HF[dB]	DC Corr (dB)	Corrected Reading (dBuV/m)	Avg Limit (dBuV/m)	Margin (dB)	Peak Limit (dBuV/m)	Margin (dB)	UNII Non-Restricted (dBuV/m)	Margin (dB)	Asimuth (Degs)	Height (cm)	Polarity
1	7.01	27.14	PK	35.8	-25.5	0	37.44	-	-	-	-	68.2	-30.76	0-360	250	H
4	* 10.6	27.74	PK	37.8	-19.7	0	45.84	-	-	74	-28.16	-	-	0-360	150	H
5	* 15.899	23.89	PK	40.5	-19.5	0	44.89	-	-	74	-29.11	-	-	0-360	150	H
2	6.993	26.64	PK	35.8	-25.7	0	36.74	-	-	-	-	68.2	-31.46	0-360	250	V
3	10.599	26.54	PK	37.8	-19.7	0	44.64	-	-	-	-	68.2	-23.56	0-360	250	V
6	* 15.901	24.35	PK	40.5	-19.5	0	45.35	-	-	74	-28.65	-	-	0-360	250	V

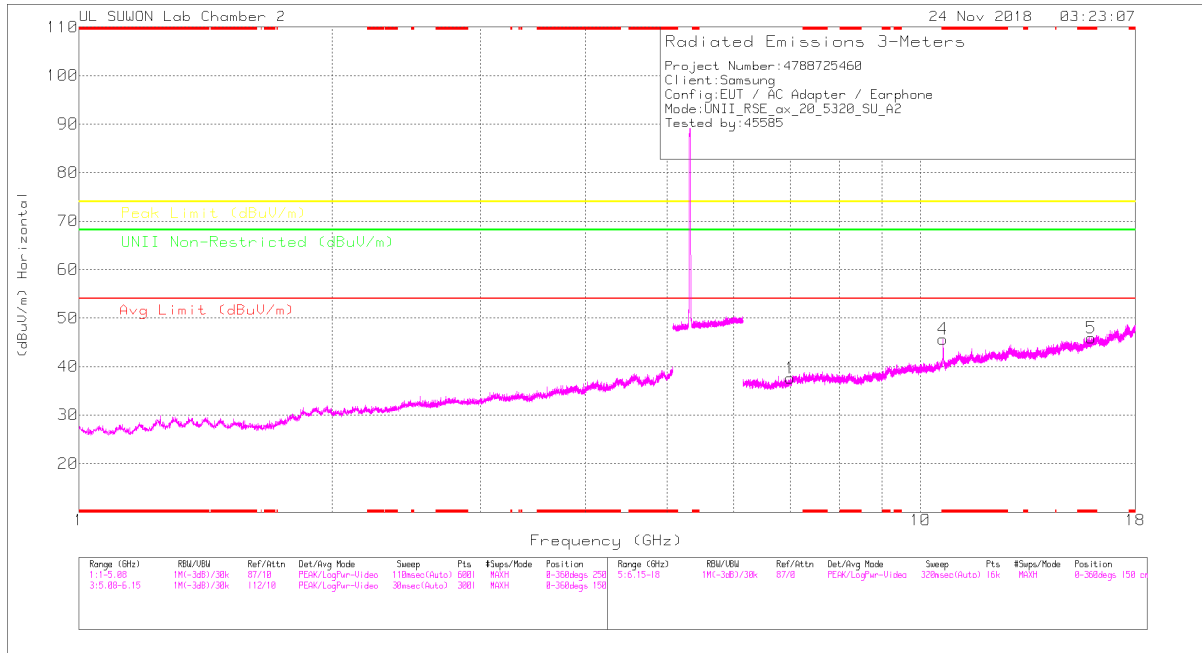
* - indicates frequency in CFR47 Pt 15 / IC RSS-Restricted Band
 PK – Peak Detector

Radiated Emissions

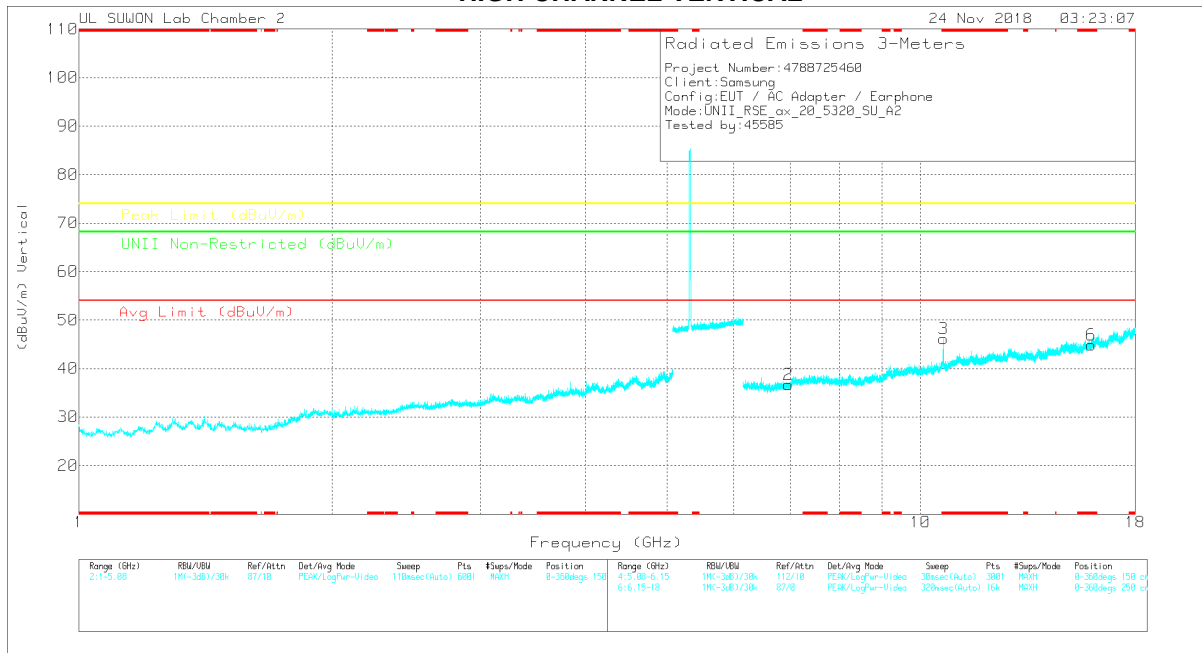
Frequency (GHz)	Meter Reading (dBuV)	Det	3117_00168724	6GHz_HF[dB]	DC Corr (dB)	Corrected Reading (dBuV/m)	Avg Limit (dBuV/m)	Margin (dB)	Peak Limit (dBuV/m)	Margin (dB)	UNII Non-Restricted (dBuV/m)	Margin (dB)	Asimuth (Degs)	Height (cm)	Polarity
* 10.602	42.6	PK-U	37.8	-19.7	0	60.7	-	-	74	-13.3	-	-	227	100	H
* 10.6	27.88	ADR	37.8	-19.7	.11	46.09	54	-7.91	-	-	-	-	227	100	H
* 10.601	39.24	PK-U	37.8	-19.7	0	57.34	-	-	74	-16.66	-	-	217	244	V
* 10.601	25.86	ADR	37.8	-19.7	.11	44.07	54	-9.93	-	-	-	-	217	244	V

* - indicates frequency in CFR47 Pt 15 / IC RSS-Restricted Band
 PK-U - U-NII: Maximum Peak
 ADR - U-NII AD primary method, RMS average

HIGH CHANNEL HORIZONTAL



HIGH CHANNEL VERTICAL



Note: Emission was scanned up to 40GHz; No emissions were detected above the noise floor which was at least 20dB below the specification limit.

HIGH CHANNEL DATA

Trace Markers

Marker	Frequency (GHz)	Meter Reading (dBuV)	Det	3117_00188724	60Hz_HF(dB)	DC Corr (dB)	Corrected Reading (dBuV/m)	Agc Limit (dBuV/m)	Margin (dB)	Peak Limit (dBuV/m)	Margin (dB)	UNII Non-Restricted (dBuV/m)	Margin (dB)	Azimuth (Degs)	Height (cm)	Polarity
1	7.001	27.46	PK	35.8	-25.7	0	37.56	-	-	-	-	68.2	-30.64	0-360	250	H
4	* 10.64	27.49	PK	37.8	-19.6	0	45.69	-	-	74	-28.31	-	-	0-360	150	H
5	* 15.96	24.96	PK	40.5	-19.6	0	45.86	-	-	74	-28.14	-	-	0-360	150	H
2	6.962	26.46	PK	35.8	-25.6	0	36.66	-	-	-	-	68.2	-31.54	0-360	250	V
3	* 10.645	27.93	PK	37.8	-19.6	0	46.13	-	-	74	-27.87	-	-	0-360	250	V
6	* 15.959	24.11	PK	40.5	-19.7	0	44.91	-	-	74	-29.09	-	-	0-360	250	V

* - indicates frequency in CFR47 Pt 15 / IC RSS-Restricted Band
 PK – Peak Detector

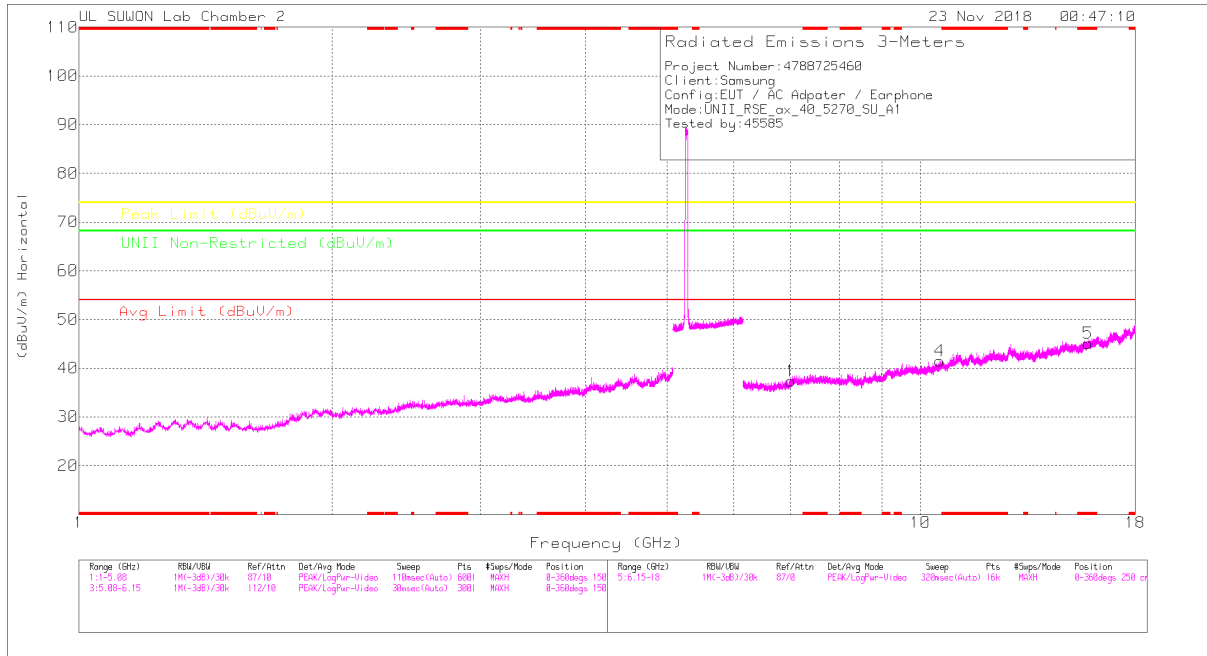
Radiated Emissions

Frequency (GHz)	Meter Reading (dBuV)	Det	3117_00188724	60Hz_HF(dB)	DC Corr (dB)	Corrected Reading (dBuV/m)	Agc Limit (dBuV/m)	Margin (dB)	Peak Limit (dBuV/m)	Margin (dB)	UNII Non-Restricted (dBuV/m)	Margin (dB)	Azimuth (Degs)	Height (cm)	Polarity
* 10.636	41.42	PK-U	37.8	-19.6	0	59.62	-	-	74	-14.38	-	-	229	109	H
* 10.641	27.32	ADR	37.8	-19.6	11	45.63	54	-8.37	-	-	-	-	229	109	H
* 10.639	39.41	PK-U	37.8	-19.6	0	57.61	-	-	74	-16.39	-	-	212	254	V
* 10.639	25.24	ADR	37.8	-19.6	11	43.55	54	-10.45	-	-	-	-	212	254	V

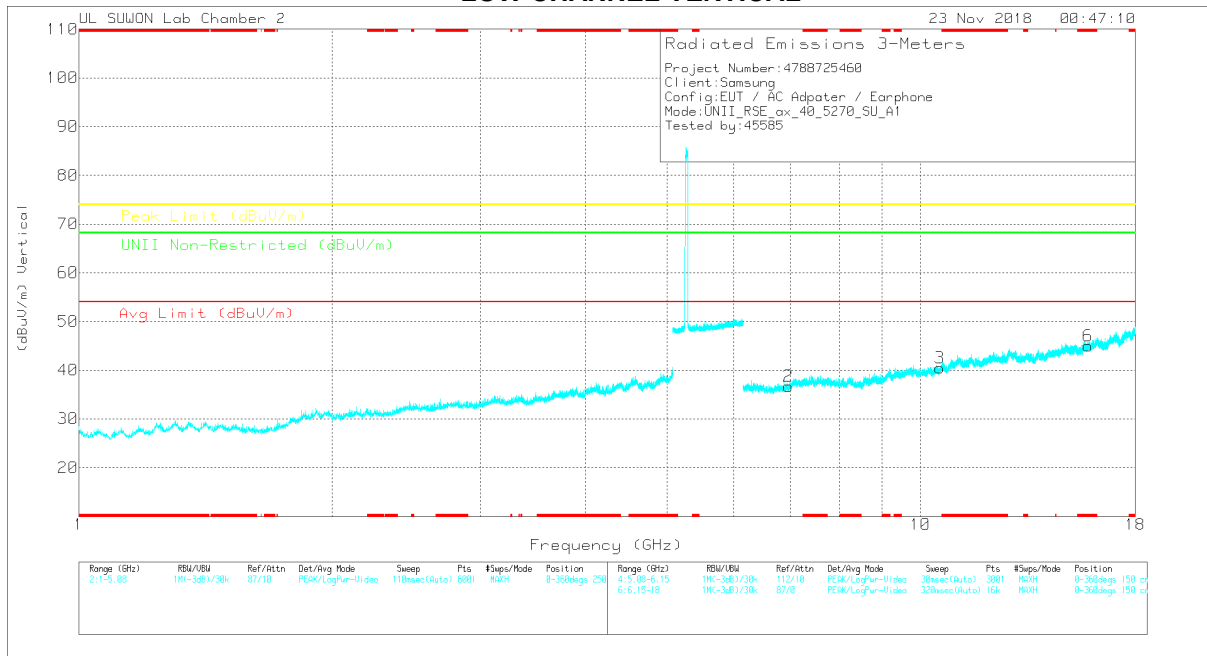
* - indicates frequency in CFR47 Pt 15 / IC RSS-Restricted Band
 PK-U - U-NII: Maximum Peak
 ADR - U-NII AD primary method, RMS average

HE40 SU mode (ANT_1)

LOW CHANNEL HORIZONTAL



LOW CHANNEL VERTICAL



Note: Emission was scanned up to 40GHz; No emissions were detected above the noise floor which was at least 20dB below the specification limit.

LOW CHANNEL DATA

Trace Markers

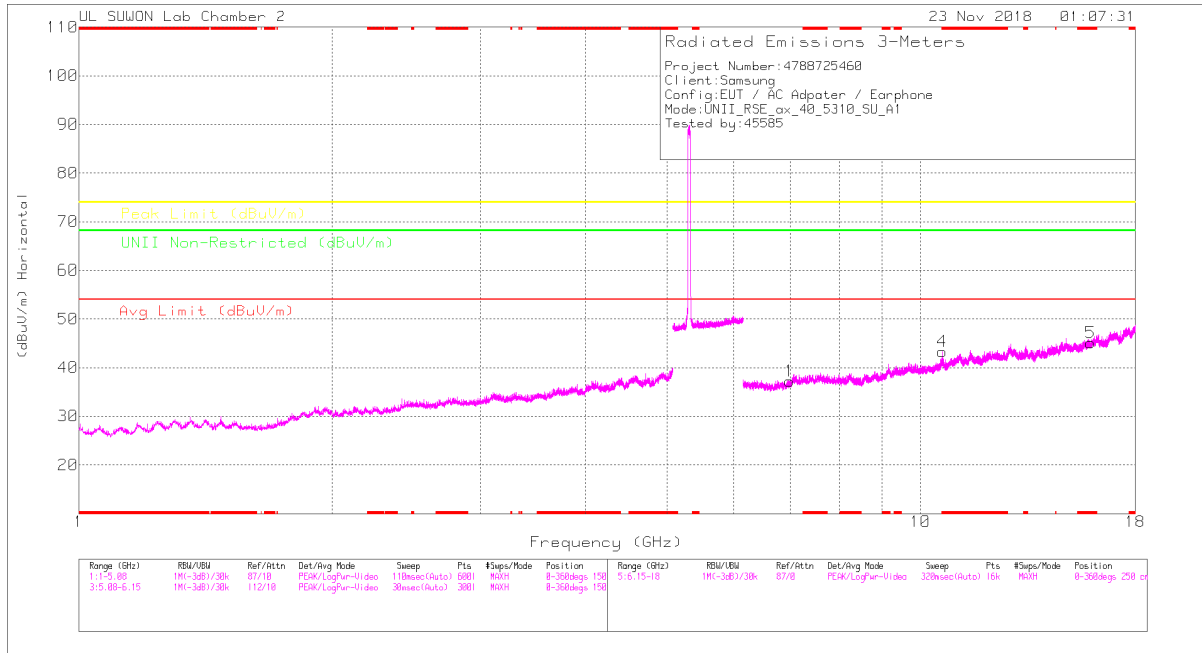
Marker	Frequency (GHz)	Major Reading (dBuV)	Det	3117_00188724	66Hz_HR(dB)	DC Corr (dB)	Corrected Reading (dBuV/m)	Avg Limit (dBuV/m)	Margin (dB)	Peak Limit (dBuV/m)	Margin (dB)	Limit Non-Restricted (dBuV/m)	Margin (dB)	Altitude (Degs)	Height (cm)	Polarity
1	7.012	27.08	PK	35.8	-25.5	0	37.38	-	-	-	-	68.2	-30.82	0-360	250	H
4	10.542	24.43	PK	37.7	-20.6	0	41.53	-	-	-	-	68.2	-26.67	0-360	250	H
5	* 15.809	24.63	PK	40.4	-19.9	0	45.13	-	-	74	-28.87	-	-	0-360	250	H
2	6.97	26.55	PK	35.8	-25.6	0	36.75	-	-	-	-	68.2	-31.45	0-360	150	V
3	10.543	23.27	PK	37.7	-20.5	0	40.47	-	-	-	-	68.2	-27.73	0-360	150	V
6	* 15.809	24.45	PK	40.4	-19.9	0	44.95	-	-	74	-29.05	-	-	0-360	250	V

* - indicates frequency in CFR47 Pt 15 / IC RSS-Restricted Band

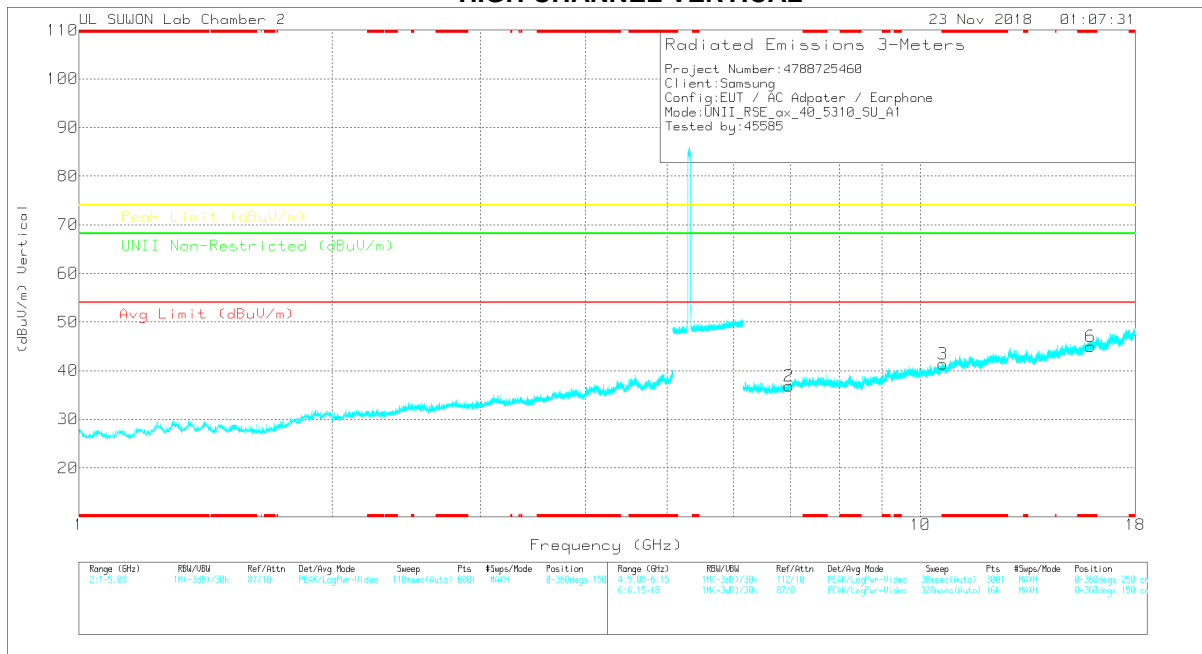
PK – Peak Detector

Note: Only peak measurement was performed. Because peak measurement result of unwanted emission is less than average limit (54dBuV/m).

HIGH CHANNEL HORIZONTAL



HIGH CHANNEL VERTICAL



Note: Emission was scanned up to 40GHz; No emissions were detected above the noise floor which was at least 20dB below the specification limit.

HIGH CHANNEL DATA

Trace Markers

Marker	Frequency (GHz)	Meter Reading (dBuV)	Det	3117_00168724	60Hz_HF(dB)	DC Corr (dB)	Corrected Reading (dBuV/m)	Agc Limit (dBuV/m)	Margin (dB)	Peak Limit (dBuV/m)	Margin (dB)	UNII Non-Restricted (dBuV/m)	Margin (dB)	Asimuth (Degs)	Height (cm)	Polarity
1	6.993	27.08	PK	35.8	-25.7	0	37.18	-	-	-	-	68.2	-31.02	0-360	150	H
4	* 10.618	25.2	PK	37.8	-19.7	0	43.3	-	-	74	-30.7	-	-	0-360	150	H
5	* 15.93	24.08	PK	40.5	-19.5	0	45.08	-	-	74	-28.92	-	-	0-360	250	H
2	6.974	26.69	PK	35.8	-25.7	0	36.79	-	-	-	-	68.2	-31.41	0-360	150	V
3	* 10.626	23.21	PK	37.8	-19.7	0	41.31	-	-	74	-32.69	-	-	0-360	150	V
6	* 15.929	23.99	PK	40.5	-19.5	0	44.99	-	-	74	-29.01	-	-	0-360	150	V

* - indicates frequency in CFR47 Pt 15 / IC RSS-Restricted Band
 PK – Peak Detector

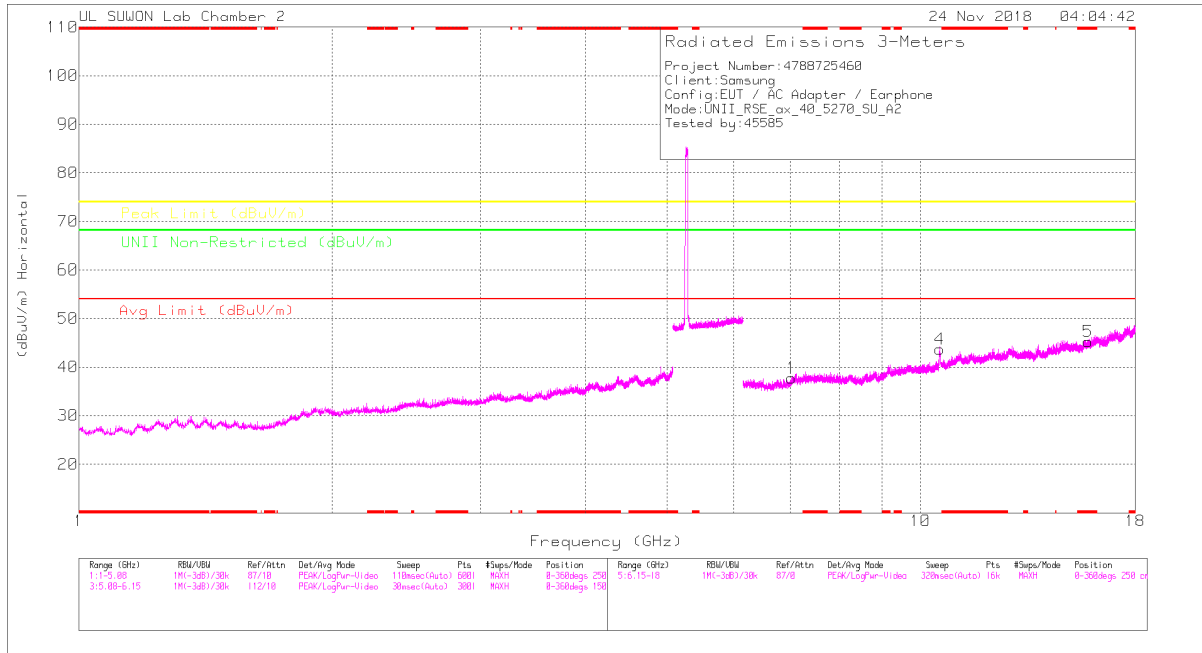
Radiated Emissions

Frequency (GHz)	Meter Reading (dBuV)	Det	3117_00168724	60Hz_HF(dB)	DC Corr (dB)	Corrected Reading (dBuV/m)	Agc Limit (dBuV/m)	Margin (dB)	Peak Limit (dBuV/m)	Margin (dB)	UNII Non-Restricted (dBuV/m)	Margin (dB)	Asimuth (Degs)	Height (cm)	Polarity
* 10.62	36.13	PK-U	37.8	-19.6	0	54.33	-	-	74	-19.67	-	-	101	143	H
* 10.618	22.63	ADR	37.8	-19.6	.1	40.93	54	-13.07	-	-	-	-	101	143	H
* 10.624	34.37	PK-U	37.8	-19.6	0	52.57	-	-	74	-21.43	-	-	172	223	V
* 10.62	22.03	ADR	37.8	-19.6	.1	40.33	54	-13.67	-	-	-	-	172	223	V

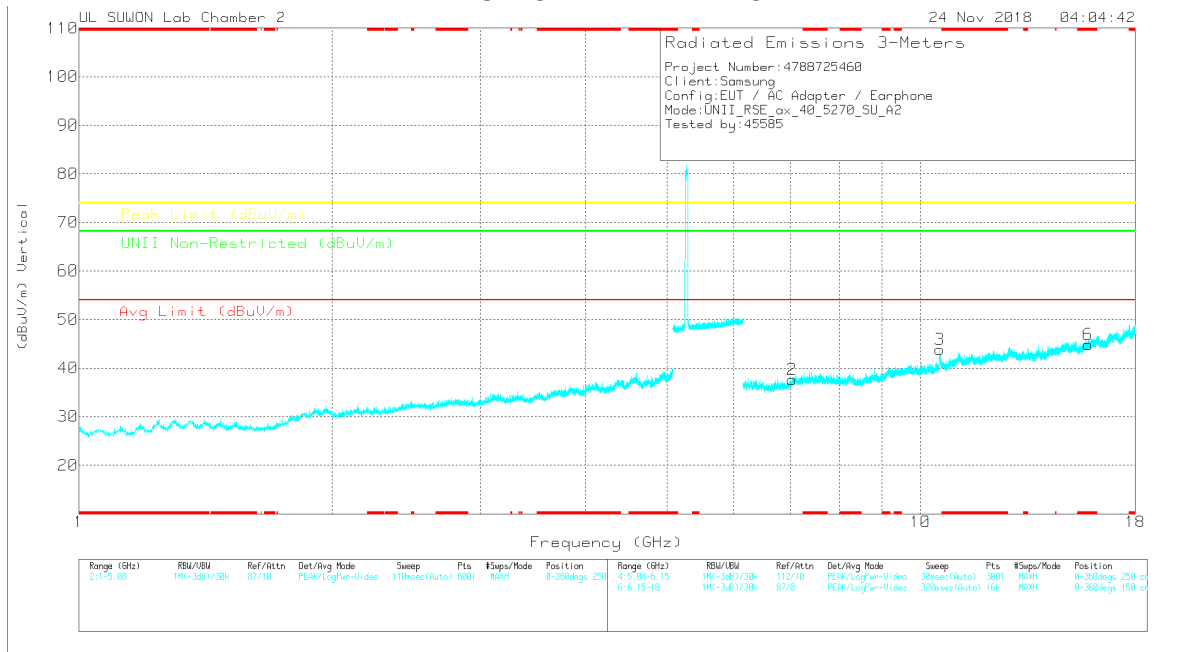
* - indicates frequency in CFR47 Pt 15 / IC RSS-Restricted Band
 PK-U - U-NII: Maximum Peak
 ADR - U-NII AD primary method, RMS average

HE40 SU mode (ANT_2)

LOW CHANNEL HORIZONTAL



LOW CHANNEL VERTICAL



Note: Emission was scanned up to 40GHz; No emissions were detected above the noise floor which was at least 20dB below the specification limit.

LOW CHANNEL DATA

Trace Markers

Marker	Frequency (GHz)	Meter Reading (dBuV)	Det	3117_00188724	6GHz_HF(dB)	DC Corr (dB)	Corrected Reading (dBuV/m)	Avg Limit (dBuV/m)	Margin (dB)	Peak Limit (dBuV/m)	Margin (dB)	Limit Non-Restricted (dBuV/m)	Margin (dB)	Azimuth (Degs)	Height (cm)	Polarity
1	7.028	27	PK	35.9	-25.2	0	37.7	-	-	-	-	68.2	-30.5	0-360	150	H
4	10.541	26.52	PK	37.7	-20.5	0	43.72	-	-	-	-	68.2	-24.48	0-360	150	H
5	* 15.809	24.72	PK	40.4	-19.9	0	45.22	-	-	74	-28.78	-	-	0-360	250	H
2	7.038	26.6	PK	35.9	-24.9	0	37.6	-	-	-	-	68.2	-30.6	0-360	150	V
3	10.533	26.78	PK	37.7	-20.7	0	43.78	-	-	-	-	68.2	-24.42	0-360	250	V
6	* 15.812	24.3	PK	40.4	-19.9	0	44.8	-	-	74	-29.2	-	-	0-360	250	V

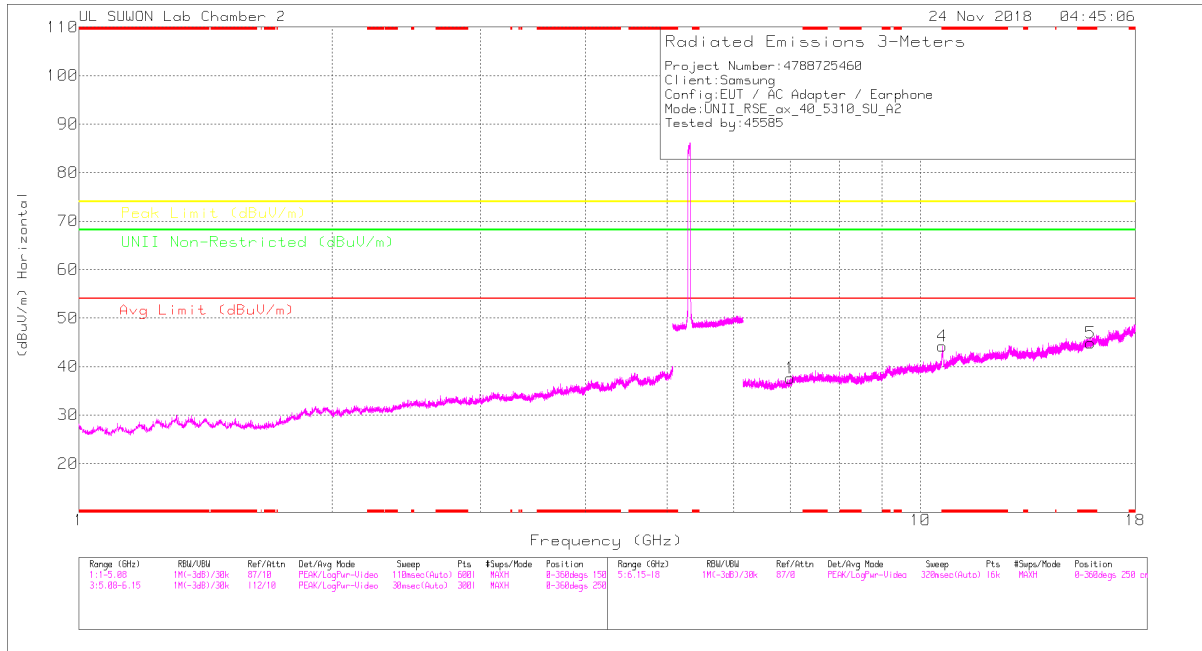
* - indicates frequency in CFR47 Pt 15 / IC RSS-Restricted Band
 PK – Peak Detector

Radiated Emissions

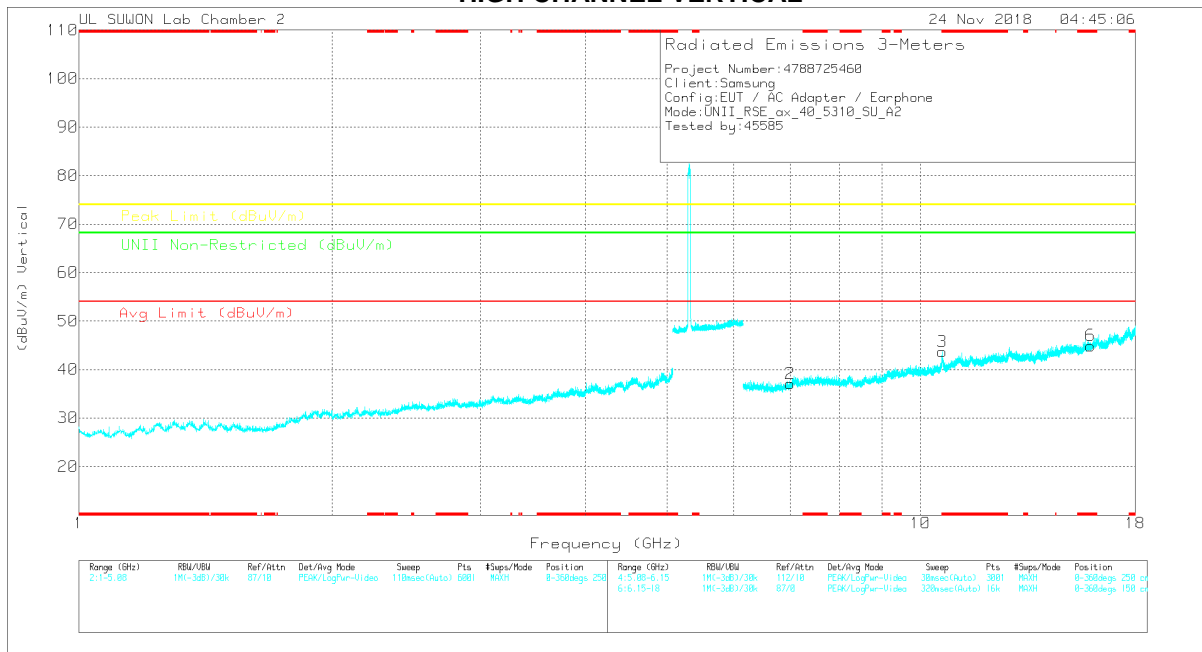
Frequency (GHz)	Meter Reading (dBuV)	Det	3117_00188724	6GHz_HF(dB)	DC Corr (dB)	Corrected Reading (dBuV/m)	Avg Limit (dBuV/m)	Margin (dB)	Peak Limit (dBuV/m)	Margin (dB)	Limit Non-Restricted (dBuV/m)	Margin (dB)	Azimuth (Degs)	Height (cm)	Polarity
10.54	41.11	PK-U	37.7	-20.6	0	58.21	-	-	-	-	68.2	-9.99	232	100	H
10.537	40.46	PK-U	37.7	-20.6	0	57.56	-	-	-	-	68.2	-10.64	218	245	V

* - indicates frequency in CFR47 Pt 15 / IC RSS-Restricted Band
 PK-U - U-NII: Maximum Peak

HIGH CHANNEL HORIZONTAL



HIGH CHANNEL VERTICAL



Note: Emission was scanned up to 40GHz; No emissions were detected above the noise floor which was at least 20dB below the specification limit.

HIGH CHANNEL DATA

Trace Markers

Marker	Frequency (GHz)	Meter Reading (dBuV)	Det	3117_00168724	60Hz_HF(dB)	DC Corr (dB)	Corrected Reading (dBuV/m)	Aug Limit (dBuV/m)	Margin (dB)	Peak Limit (dBuV/m)	Margin (dB)	UNII Non-Restricted (dBuV/m)	Margin (dB)	Asimuth (Degs)	Height (cm)	Polarity
1	7	27.52	PK	35.8	-25.7	0	37.62	-	-	-	-	68.2	-30.58	0-360	150	H
4	* 10.62	26.04	PK	37.8	-19.6	0	44.24	-	-	74	-29.76	-	-	0-360	250	H
5	* 15.932	23.86	PK	40.5	-19.5	0	44.86	-	-	74	-29.14	-	-	0-360	250	H
2	7.002	26.93	PK	35.8	-25.6	0	37.13	-	-	-	-	68.2	-31.07	0-360	250	V
3	* 10.615	25.47	PK	37.8	-19.6	0	43.67	-	-	74	-30.33	-	-	0-360	250	V
6	* 15.933	24.02	PK	40.5	-19.6	0	44.92	-	-	74	-29.08	-	-	0-360	250	V

* - indicates frequency in CFR47 Pt 15 / IC RSS-Restricted Band
 PK – Peak Detector

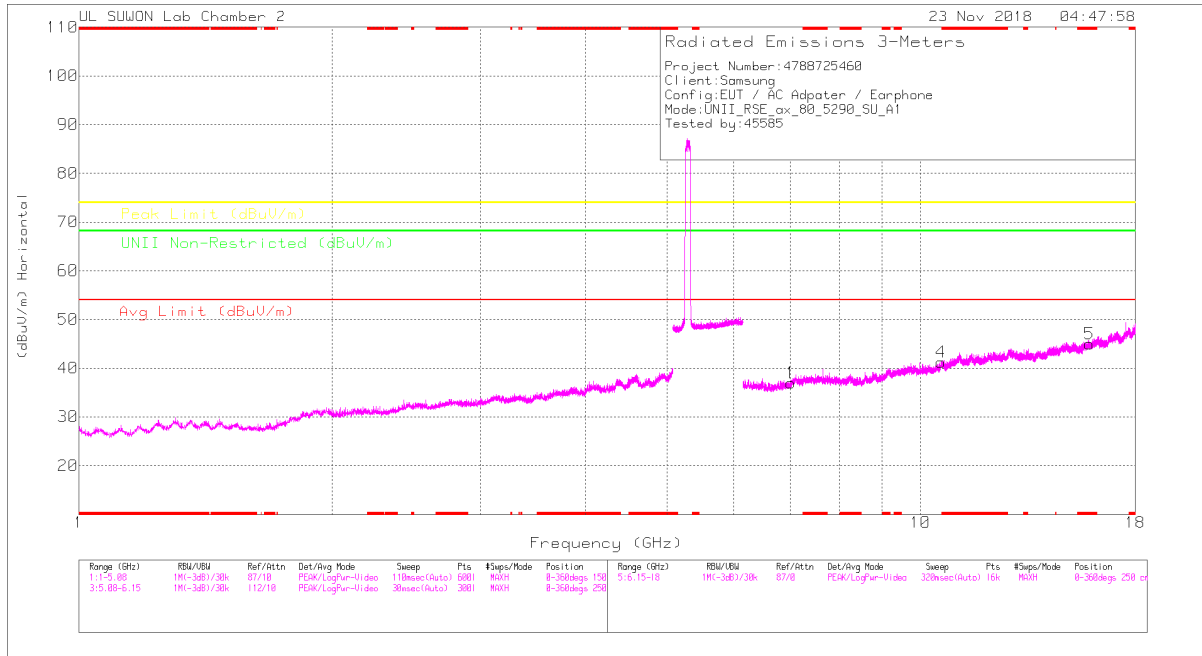
Radiated Emissions

Frequency (GHz)	Meter Reading (dBuV)	Det	3117_00168724	60Hz_HF(dB)	DC Corr (dB)	Corrected Reading (dBuV/m)	Aug Limit (dBuV/m)	Margin (dB)	Peak Limit (dBuV/m)	Margin (dB)	UNII Non-Restricted (dBuV/m)	Margin (dB)	Asimuth (Degs)	Height (cm)	Polarity
* 10.618	39.87	PK-U	37.8	-19.7	0	57.97	-	-	74	-16.03	-	-	231	105	H
* 10.62	25.46	ADR	37.8	-19.6	.1	43.76	54	-10.24	-	-	-	-	231	105	H
* 10.618	38.27	PK-U	37.8	-19.7	0	56.37	-	-	74	-17.63	-	-	218	261	V
* 10.621	24	ADR	37.8	-19.6	.1	42.3	54	-11.7	-	-	-	-	218	261	V

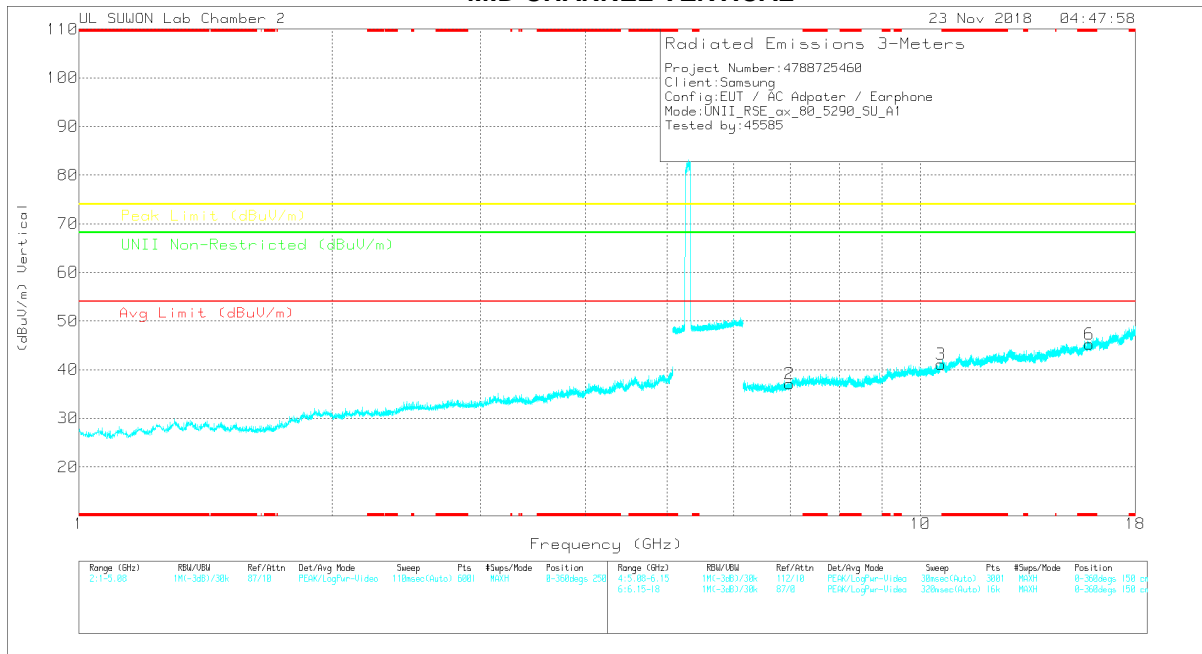
* - indicates frequency in CFR47 Pt 15 / IC RSS-Restricted Band
 PK-U - U-NII: Maximum Peak
 ADR - U-NII AD primary method, RMS average

HE80 SU mode (ANT_1)

MID CHANNEL HORIZONTAL



MID CHANNEL VERTICAL



Note: Emission was scanned up to 40GHz; No emissions were detected above the noise floor which was at least 20dB below the specification limit.

MID CHANNEL DATA

Trace Markers

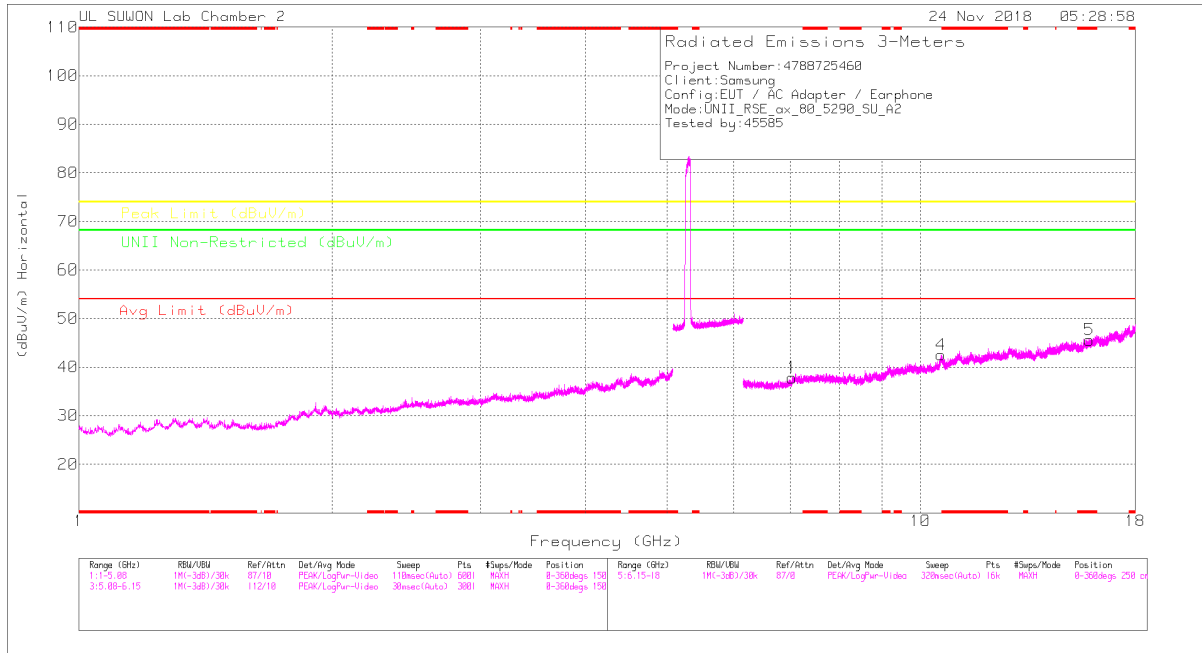
Marker	Frequency (GHz)	Marker Reading (dBuV)	Det	3117_00168724	66GHz_HP[dB]	DC Corr (dB)	Corrected Reading (dBuV/m)	Aug Limit (dBuV/m)	Margin (dB)	Peak Limit (dBuV/m)	Margin (dB)	Unit Non-Restricted (dBuV/m)	Margin (dB)	Azimuth (Degs)	Height (cm)	Polarity
1	7.016	26.63	PK	35.8	-25.5	0	36.93	-	-	-	-	68.2	-31.27	0-360	150	H
4	10.582	23.12	PK	37.8	-19.7	0	41.22	-	-	-	-	68.2	-26.98	0-360	150	H
5	* 15.87	24.14	PK	40.5	-19.7	0	44.94	-	-	74	-29.06	-	-	0-360	150	H
2	6.987	27.12	PK	35.8	-25.8	0	37.12	-	-	-	-	68.2	-31.08	0-360	250	V
3	10.58	23.08	PK	37.8	-19.8	0	41.08	-	-	-	-	68.2	-27.12	0-360	150	V
6	* 15.87	24.48	PK	40.5	-19.7	0	45.28	-	-	74	-28.72	-	-	0-360	150	V

* - indicates frequency in CFR47 Pt 15 / IC RSS-Restricted Band
 PK – Peak Detector

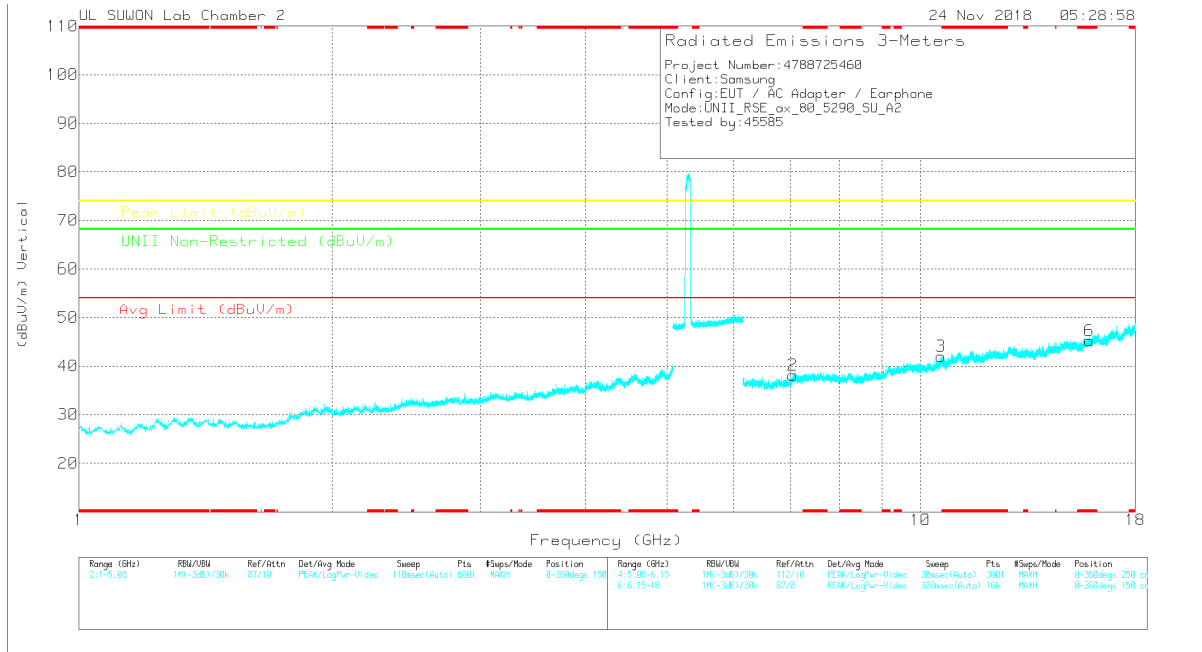
Note: Only peak measurement was performed. Because peak measurement result of unwanted emission is less than average limit (54dBuV/m).

HE80 SU mode (ANT_2)

MID CHANNEL HORIZONTAL



MID CHANNEL VERTICAL



Note: Emission was scanned up to 40GHz; No emissions were detected above the noise floor which was at least 20dB below the specification limit.

MID CHANNEL DATA

Trace Markers

Marker	Frequency (GHz)	Meter Reading (dBuV)	Det	3117_00188724	6GHz_H(F)(dB)	DC Corr (dB)	Corrected Reading (dBuV/m)	Ag Limit (dBuV/m)	Margin (dB)	Peak Limit (dBuV/m)	Margin (dB)	Limit Non-Restricted (dBuV/m)	Margin (dB)	Azimuth (Degs)	Height (cm)	Polarity
1	7.039	26.81	PK	35.9	-24.9	0	37.81	-	-	-	-	68.2	-30.39	0-360	250	H
4	10.58	24.58	PK	37.8	-19.8	0	42.58	-	-	-	-	68.2	-25.62	0-360	150	H
5	* 15.87	24.77	PK	40.5	-19.7	0	45.57	-	-	74	-28.43	-	-	0-360	250	H
2	7.048	26.98	PK	35.9	-24.7	0	38.18	-	-	-	-	68.2	-30.02	0-360	150	V
3	10.576	24.01	PK	37.8	-19.8	0	42.01	-	-	-	-	68.2	-26.19	0-360	250	V
6	* 15.874	24.39	PK	40.5	-19.7	0	45.19	-	-	74	-28.81	-	-	0-360	250	V

* - indicates frequency in CFR47 Pt 15 / IC RSS-Restricted Band
 PK – Peak Detector

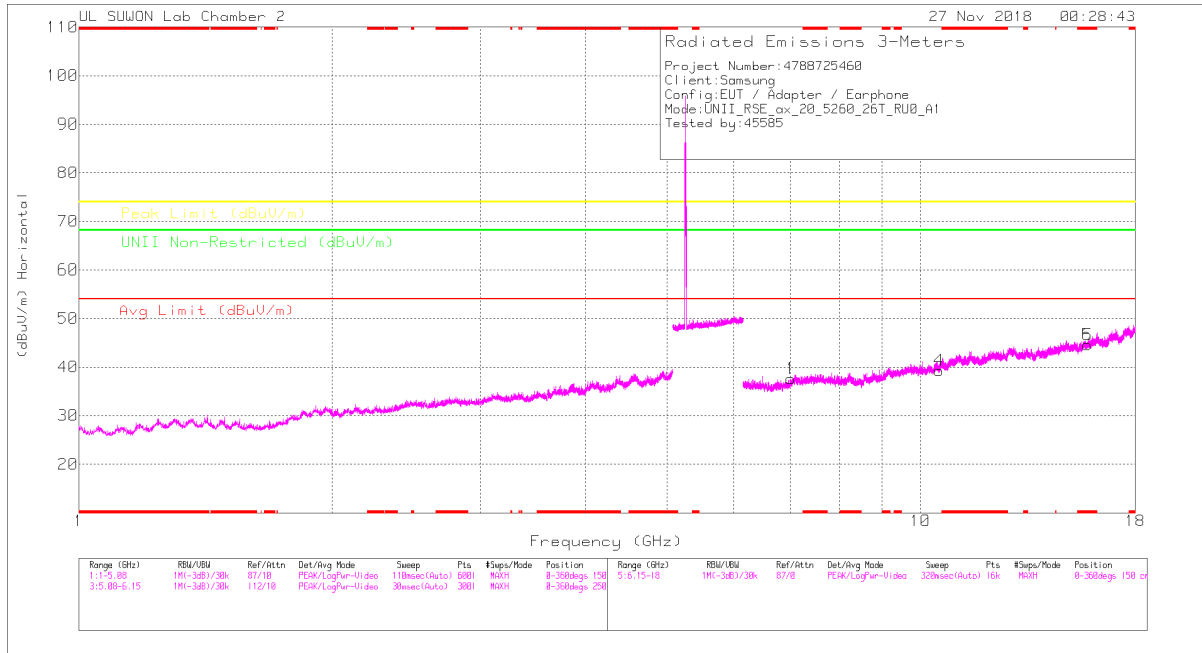
Radiated Emissions

Frequency (GHz)	Meter Reading (dBuV)	Det	3117_00188724	6GHz_H(F)(dB)	DC Corr (dB)	Corrected Reading (dBuV/m)	Ag Limit (dBuV/m)	Margin (dB)	Peak Limit (dBuV/m)	Margin (dB)	Limit Non-Restricted (dBuV/m)	Margin (dB)	Azimuth (Degs)	Height (cm)	Polarity
10.594	36.57	PK-U	37.8	-19.7	0	54.67	-	-	-	-	68.2	-13.53	231	100	H
10.574	35.22	PK-U	37.8	-19.9	0	53.12	-	-	-	-	68.2	-15.08	198	260	V

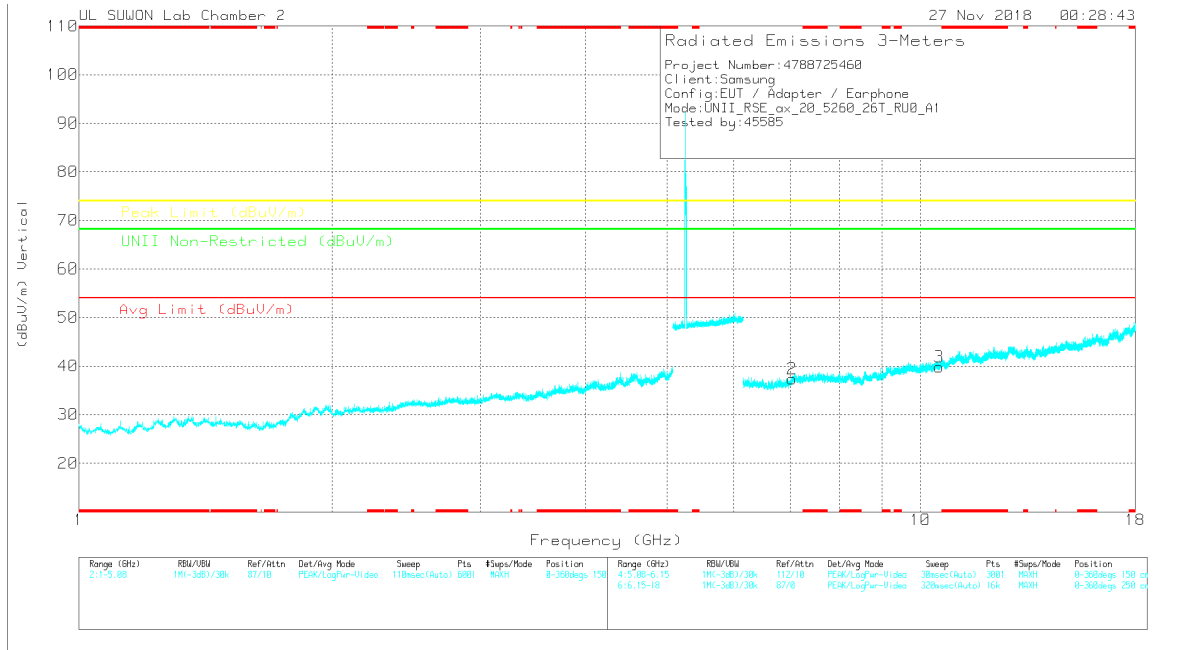
* - indicates frequency in CFR47 Pt 15 / IC RSS-Restricted Band
 PK-U - U-NII: Maximum Peak

HE20 RU mode (ANT_1 / 26T / Low: 0, Mid: 0, High: 4)

LOW CHANNEL HORIZONTAL



LOW CHANNEL VERTICAL



Note: Emission was scanned up to 40GHz; No emissions were detected above the noise floor which was at least 20dB below the specification limit.

LOW CHANNEL DATA

Trace Markers

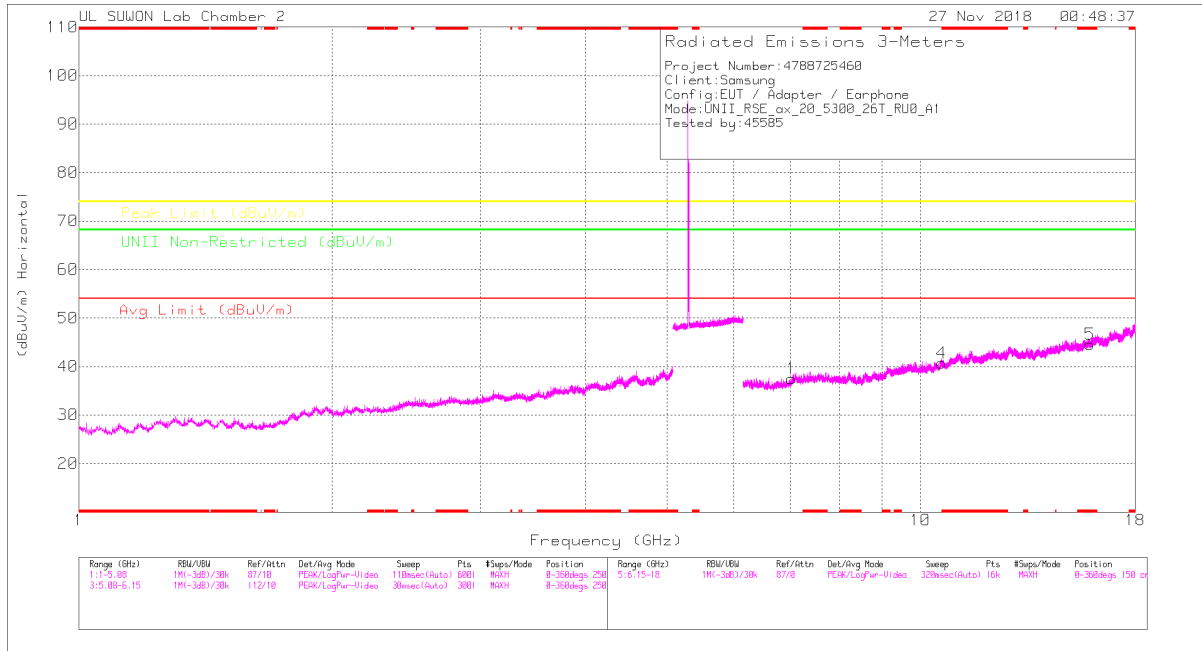
Marker	Frequency (GHz)	Marker Reading (dBuV)	Det	3117_00168724	66GHz_HP[dB]	DC Corr (dB)	Corrected Reading (dBuV/m)	Avg Limit (dBuV/m)	Margin (dB)	Peak Limit (dBuV/m)	Margin (dB)	Unit Non-Restricted (dBuV/m)	Margin (dB)	Altitude (Degs)	Height (cm)	Polarity
1	7.014	27.26	PK	35.8	-25.5	0	37.56	-	-	-	-	68.2	-30.64	0-360	150	H
4	10.52	22.33	PK	37.7	-20.7	0	39.33	-	-	-	-	68.2	-28.87	0-360	150	H
5	* 15.78	24.23	PK	40.3	-19.9	0	44.63	-	-	74	-29.37	-	-	0-360	250	H
6	* 15.78	24.23	PK	40.3	-19.9	0	44.63	-	-	74	-29.37	-	-	0-360	250	H
2	7.038	26.39	PK	35.9	-24.9	0	37.39	-	-	-	-	68.2	-30.81	0-360	150	V
3	10.519	22.85	PK	37.7	-20.7	0	39.85	-	-	-	-	68.2	-28.35	0-360	150	V

* - indicates frequency in CFR47 Pt 15 / IC RSS-Restricted Band

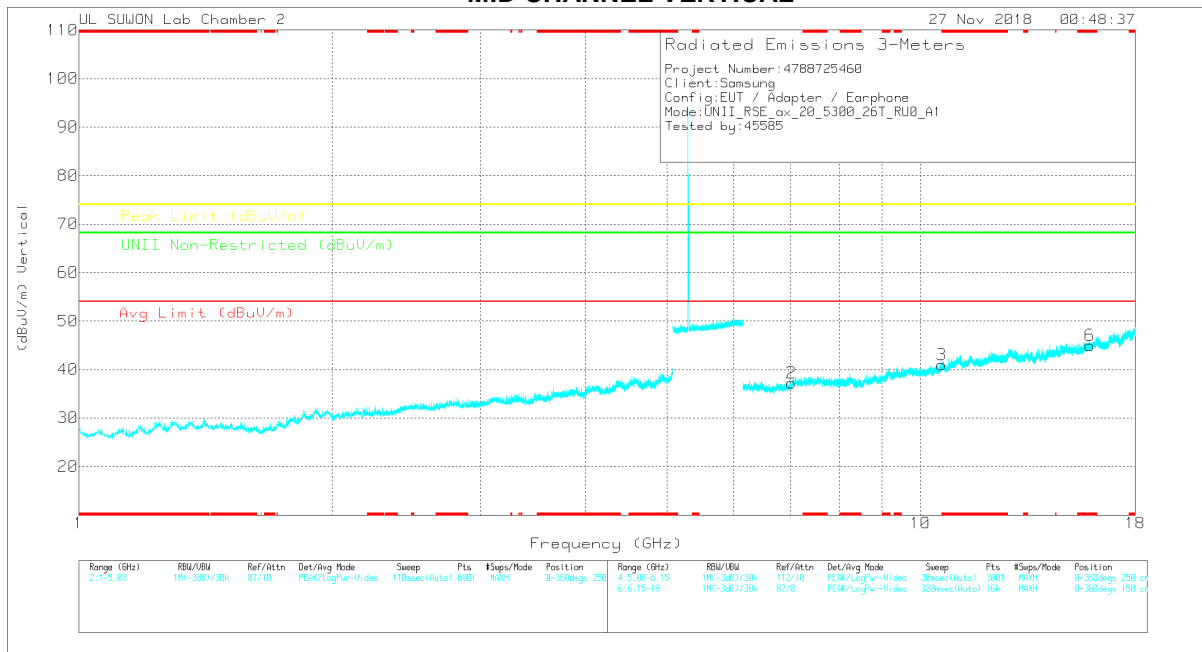
PK – Peak Detector

Note: Only peak measurement was performed. Because peak measurement result of unwanted emission is less than average limit (54dBuV/m).

MID CHANNEL HORIZONTAL



MID CHANNEL VERTICAL



Note: Emission was scanned up to 40GHz; No emissions were detected above the noise floor which was at least 20dB below the specification limit.

MID CHANNEL DATA

Trace Markers

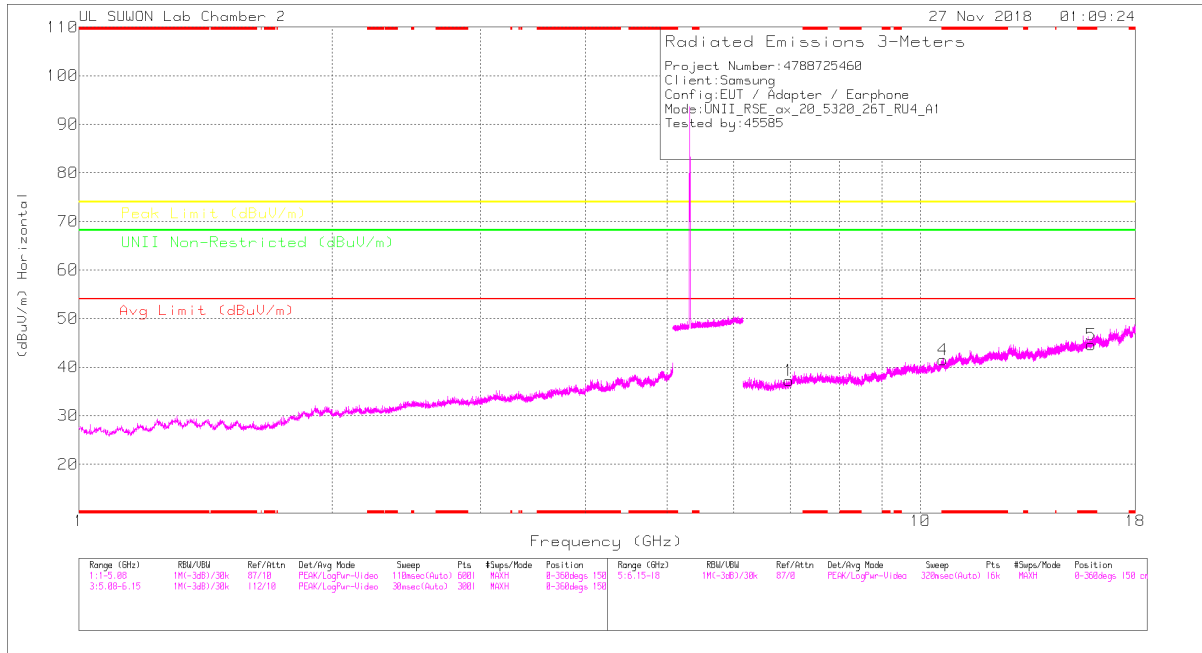
Marker	Frequency (GHz)	Meter Reading (dBuV)	Det	3117_00188724	6GHz_HF[dB]	DC Corr [dB]	Corrected Reading (dBuV/m)	Avg Limit (dBuV/m)	Margin (dB)	Peak Limit (dBuV/m)	Margin (dB)	UNII Non-Restricted (dBuV/m)	Margin (dB)	Asimuth (Degs)	Height (cm)	Polarity
1	7.03	26.71	PK	35.9	-25.1	0	37.51	-	-	-	-	68.2	-30.69	0-360	150	H
4	* 10.6	22.64	PK	37.8	-19.7	0	40.74	-	-	74	-33.26	-	-	0-360	250	H
5	* 15.9	23.56	PK	40.5	-19.5	0	44.56	-	-	74	-29.44	-	-	0-360	250	H
2	7.025	26.62	PK	35.9	-25.3	0	37.22	-	-	-	-	68.2	-30.98	0-360	250	V
3	* 10.603	22.92	PK	37.8	-19.7	0	41.02	-	-	74	-32.98	-	-	0-360	150	V
6	* 15.9	23.95	PK	40.5	-19.5	0	44.95	-	-	74	-29.05	-	-	0-360	250	V

* - indicates frequency in CFR47 Pt 15 / IC RSS-Restricted Band

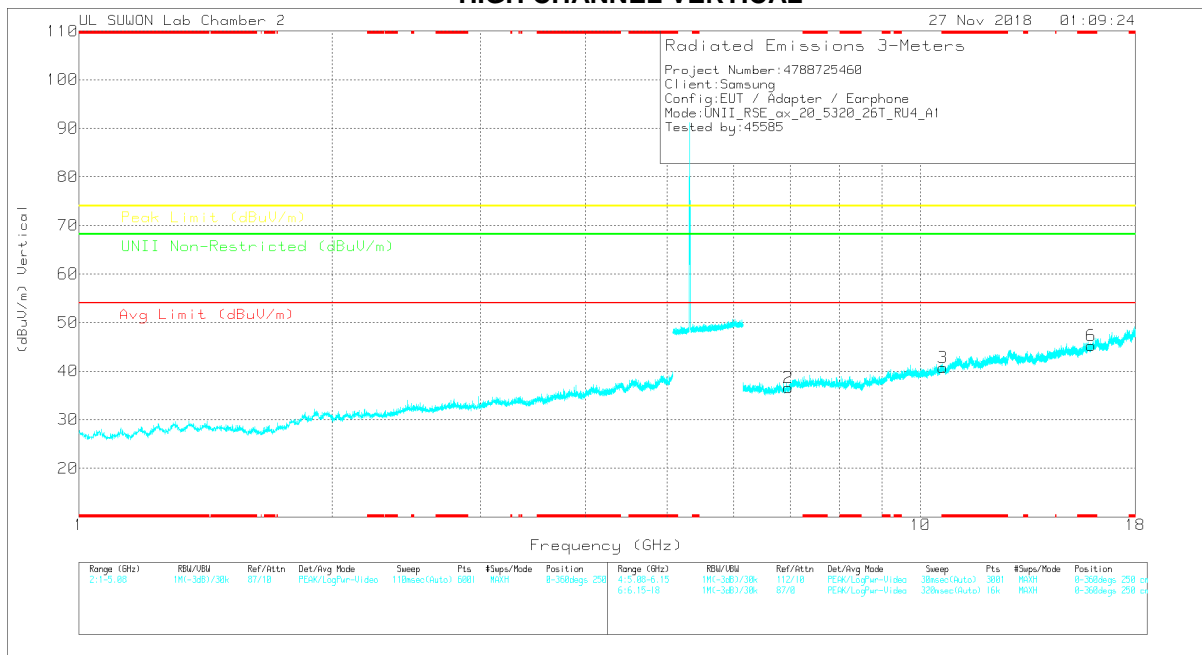
PK – Peak Detector

Note: Only peak measurement was performed. Because peak measurement result of unwanted emission is less than average limit (54dBuV/m).

HIGH CHANNEL HORIZONTAL



HIGH CHANNEL VERTICAL



Note: Emission was scanned up to 40GHz; No emissions were detected above the noise floor which was at least 20dB below the specification limit.

HIGH CHANNEL DATA

Trace Markers

Marker	Frequency (GHz)	Marker Reading (dBuV)	Det	3117_00168724	66GHz_HP[dB]	DC Corr (dB)	Corrected Reading (dBuV/m)	Aug Limit (dBuV/m)	Margin (dB)	Peak Limit (dBuV/m)	Margin (dB)	Unit Non-Restricted (dBuV/m)	Margin (dB)	Azimuth (Degs)	Height (cm)	Polarity
1	6.979	27.1	PK	35.8	-25.7	0	37.2	-	-	-	-	68.2	-31	0-360	250	H
4	* 10.64	23.32	PK	37.8	-19.6	0	41.52	-	-	74	-32.48	-	-	0-360	250	H
5	* 15.96	23.66	PK	40.5	-19.6	0	44.56	-	-	74	-29.44	-	-	0-360	250	H
2	6.965	26.27	PK	35.8	-25.5	0	36.57	-	-	-	-	68.2	-31.63	0-360	150	V
3	* 10.64	22.55	PK	37.8	-19.6	0	40.75	-	-	74	-33.25	-	-	0-360	250	V
6	* 15.96	24.3	PK	40.5	-19.6	0	45.2	-	-	74	-28.8	-	-	0-360	250	V

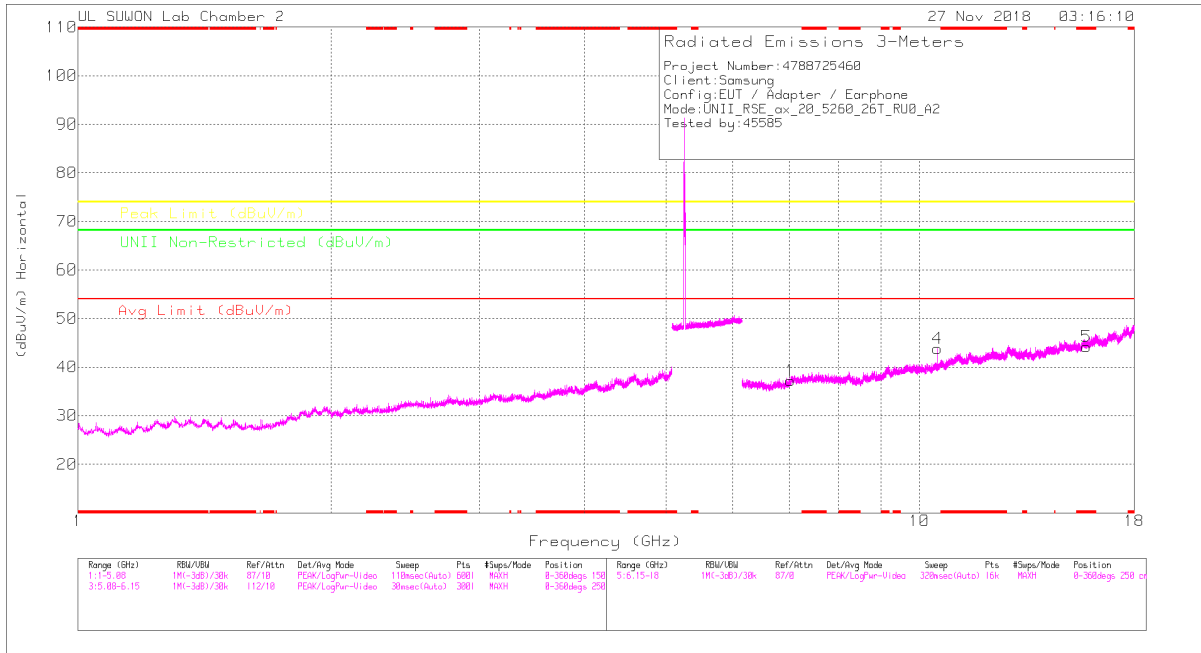
* - indicates frequency in CFR47 Pt 15 / IC RSS-Restricted Band

PK – Peak Detector

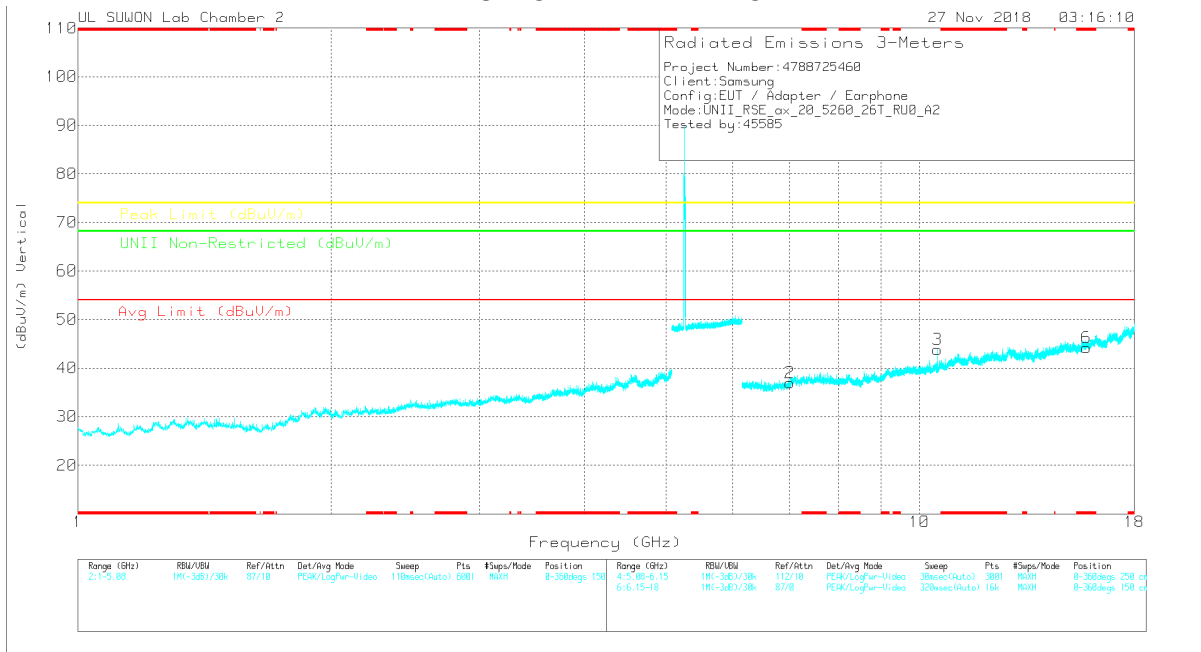
Note: Only peak measurement was performed. Because peak measurement result of unwanted emission is less than average limit (54dBuV/m).

HE20 RU mode (ANT_2 / 26T / Low: 0, Mid: 0, High: 0)

LOW CHANNEL HORIZONTAL



LOW CHANNEL VERTICAL



Note: Emission was scanned up to 40GHz; No emissions were detected above the noise floor which was at least 20dB below the specification limit.

LOW CHANNEL DATA

Trace Markers

Marker	Frequency (GHz)	Meter Reading (dBuV)	Det	3117_00168724	6GHz_H(F)(dB)	DC Corr (dB)	Corrected Reading (dBuV/m)	Aug Limit (dBuV/m)	Margin (dB)	Peak Limit (dBuV/m)	Margin (dB)	UNII Non-Restricted (dBuV/m)	Margin (dB)	Azimuth (Degs)	Height (cm)	Polarity
1	7.027	26.55	PK	35.9	-25.2	0	37.25	-	-	-	-	68.2	-30.95	0-360	250	H
4	10.502	26.87	PK	37.7	-20.8	0	43.77	-	-	-	-	68.2	-24.43	0-360	150	H
5	* 15.78	23.77	PK	40.3	-19.9	0	44.17	-	-	74	-29.83	-	-	0-360	250	H
2	7.012	26.62	PK	35.8	-25.5	0	36.92	-	-	-	-	68.2	-31.28	0-360	250	V
3	10.502	26.88	PK	37.7	-20.8	0	43.78	-	-	-	-	68.2	-24.42	0-360	250	V
6	* 15.78	23.85	PK	40.3	-19.9	0	44.25	-	-	74	-29.75	-	-	0-360	250	V

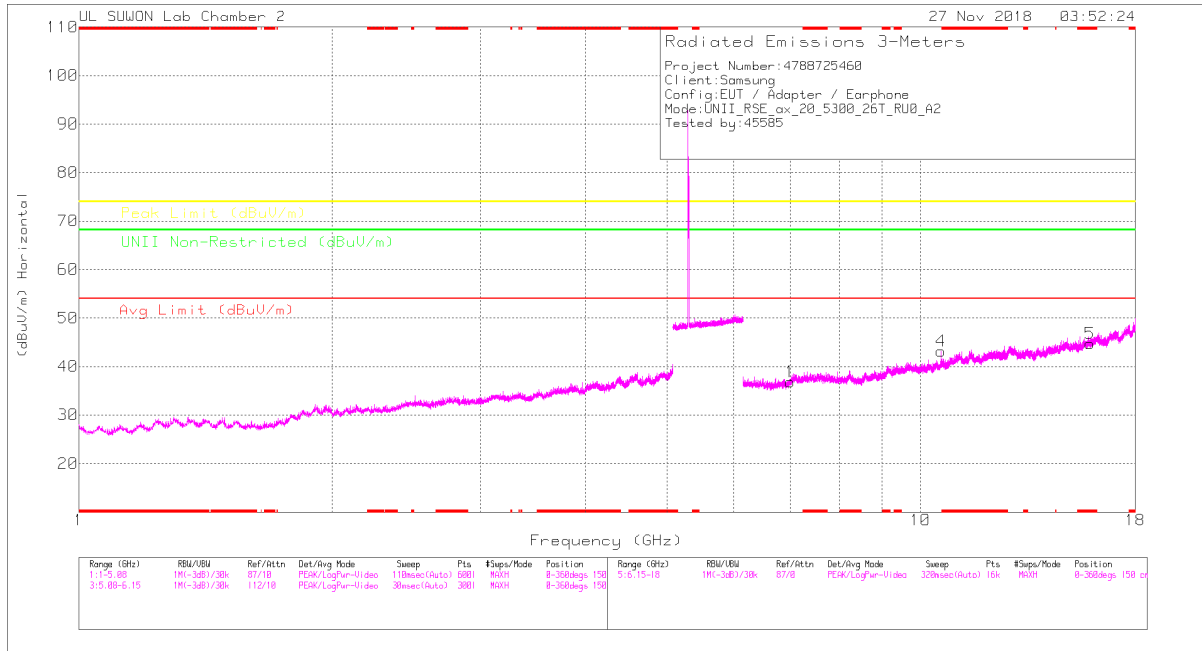
* - indicates frequency in CFR47 Pt 15 / IC RSS-Restricted Band
 PK – Peak Detector

Radiated Emissions

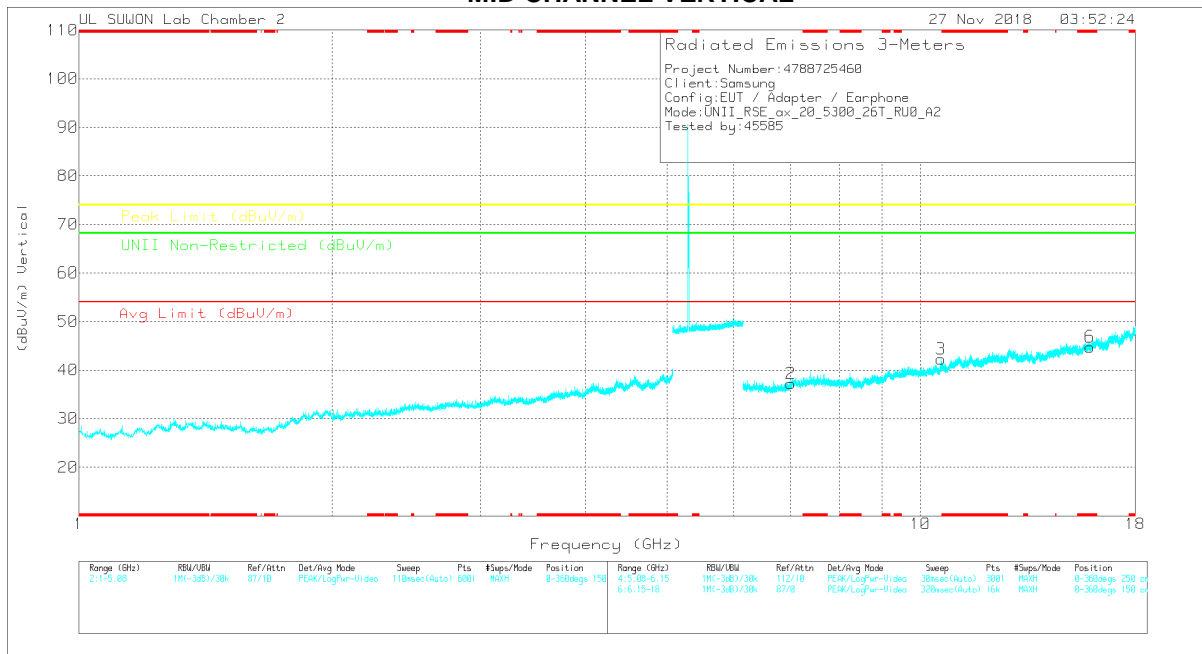
Frequency (GHz)	Meter Reading (dBuV)	Det	3117_00168724	6GHz_H(F)(dB)	DC Corr (dB)	Corrected Reading (dBuV/m)	Aug Limit (dBuV/m)	Margin (dB)	Peak Limit (dBuV/m)	Margin (dB)	UNII Non-Restricted (dBuV/m)	Margin (dB)	Azimuth (Degs)	Height (cm)	Polarity
10.503	47.14	PK-U	37.7	-20.8	0	64.04	-	-	-	-	68.2	-4.16	227	100	H
10.502	44.54	PK-U	37.7	-20.8	0	61.44	-	-	-	-	68.2	-6.76	220	287	V

* - indicates frequency in CFR47 Pt 15 / IC RSS-Restricted Band
 PK-U - U-NII: Maximum Peak

MID CHANNEL HORIZONTAL



MID CHANNEL VERTICAL



Note: Emission was scanned up to 40GHz; No emissions were detected above the noise floor which was at least 20dB below the specification limit.

MID CHANNEL DATA

Trace Markers

Marker	Frequency (GHz)	Meter Reading (dBuV)	Det	3117_00168724	6GHz_HF(dB)	DC Corr (dB)	Corrected Reading (dBuV/m)	Avg Limit (dBuV/m)	Margin (dB)	Peak Limit (dBuV/m)	Margin (dB)	UNII Non-Restricted (dBuV/m)	Margin (dB)	Asimuth (Degs)	Height (cm)	Polarity
1	7.002	26.66	PK	35.8	-25.6	0	36.86	-	-	-	-	68.2	-31.34	0-360	250	H
4	10.583	25.03	PK	37.8	-19.7	0	43.13	-	-	-	-	68.2	-25.07	0-360	150	H
5	* 15.901	23.77	PK	40.5	-19.5	0	44.77	-	-	74	-29.23	-	-	0-360	250	H
2	7.014	26.95	PK	35.8	-25.5	0	37.25	-	-	-	-	68.2	-30.95	0-360	150	V
3	10.583	24.14	PK	37.8	-19.7	0	42.24	-	-	-	-	68.2	-25.96	0-360	250	V
6	* 15.901	23.79	PK	40.5	-19.5	0	44.79	-	-	74	-29.21	-	-	0-360	250	V

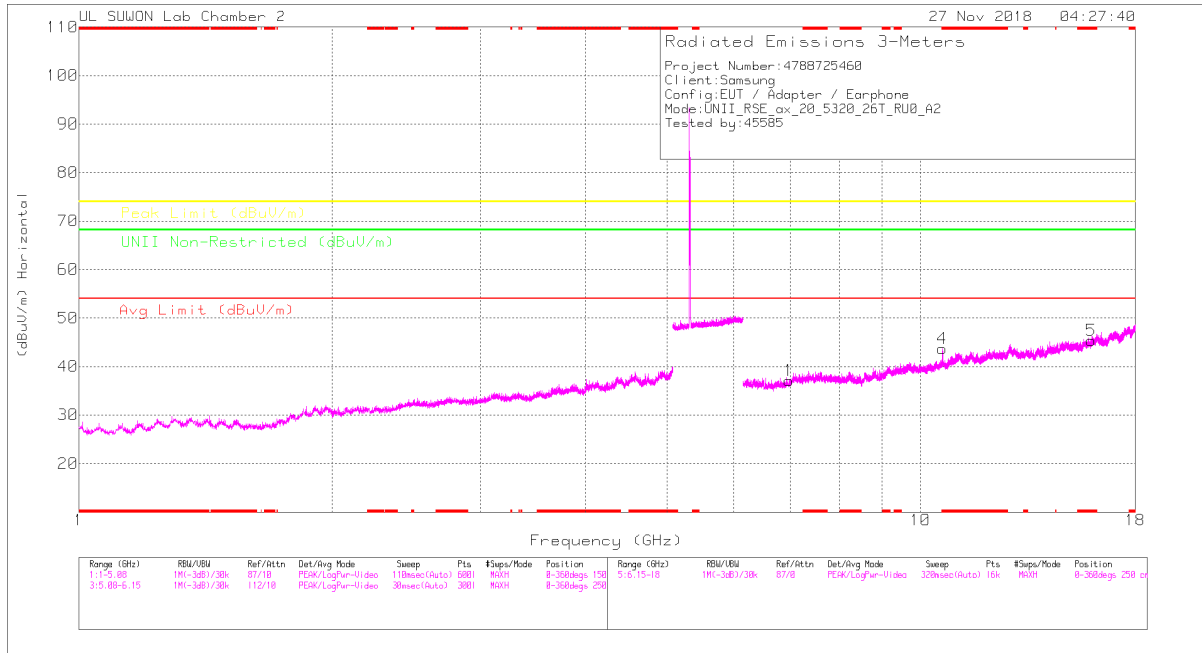
* - indicates frequency in CFR47 Pt 15 / IC RSS-Restricted Band
 PK – Peak Detector

Radiated Emissions

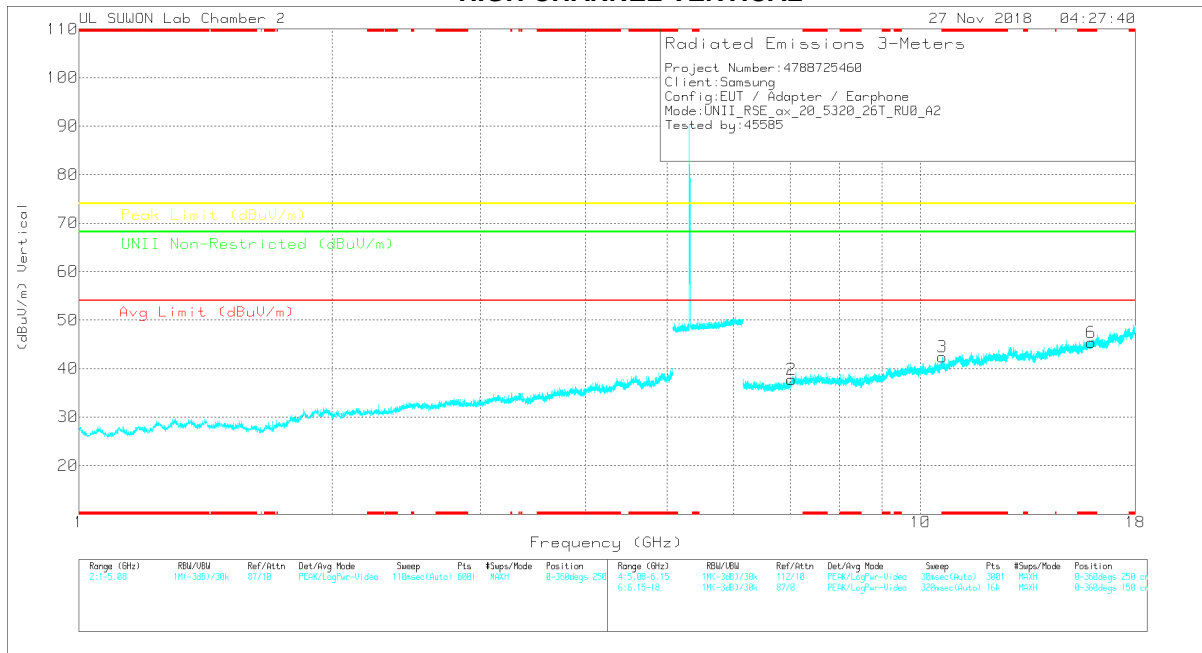
Frequency (GHz)	Meter Reading (dBuV)	Det	3117_00168724	6GHz_HF(dB)	DC Corr (dB)	Corrected Reading (dBuV/m)	Avg Limit (dBuV/m)	Margin (dB)	Peak Limit (dBuV/m)	Margin (dB)	UNII Non-Restricted (dBuV/m)	Margin (dB)	Asimuth (Degs)	Height (cm)	Polarity
10.582	44.76	PK-U	37.8	-19.7	0	62.86	-	-	-	-	68.2	-5.34	228	104	H
10.582	39.8	PK-U	37.8	-19.7	0	57.9	-	-	-	-	68.2	-10.3	194	144	V

* - indicates frequency in CFR47 Pt 15 / IC RSS-Restricted Band
 PK-U - U-NII: Maximum Peak

HIGH CHANNEL HORIZONTAL



HIGH CHANNEL VERTICAL



Note: Emission was scanned up to 40GHz; No emissions were detected above the noise floor which was at least 20dB below the specification limit.

HIGH CHANNEL DATA

Trace Markers

Marker	Frequency (GHz)	Meter Reading (dBuV)	Det	3117_00168724	60Hz_HF(dB)	DC Corr (dB)	Corrected Reading (dBuV/m)	Aug Limit (dBuV/m)	Margin (dB)	Peak Limit (dBuV/m)	Margin (dB)	UNII Non-Restricted (dBuV/m)	Margin (dB)	Azimuth (Degs)	Height (cm)	Polarity
1	6.982	26.98	PK	35.8	-25.7	0	37.08	-	-	-	-	68.2	-31.12	0-360	150	H
4	* 10.623	25.46	PK	37.8	-19.6	0	43.66	-	-	74	-30.34	-	-	0-360	150	H
5	* 15.959	24.52	PK	40.5	-19.7	0	45.32	-	-	74	-28.68	-	-	0-360	250	H
2	7.029	26.96	PK	35.9	-25.1	0	37.76	-	-	-	-	68.2	-30.44	0-360	150	V
3	* 10.622	24.28	PK	37.8	-19.7	0	42.38	-	-	74	-31.62	-	-	0-360	150	V
6	* 15.959	24.63	PK	40.5	-19.7	0	45.43	-	-	74	-28.57	-	-	0-360	150	V

* - indicates frequency in CFR47 Pt 15 / IC RSS-Restricted Band
 PK – Peak Detector

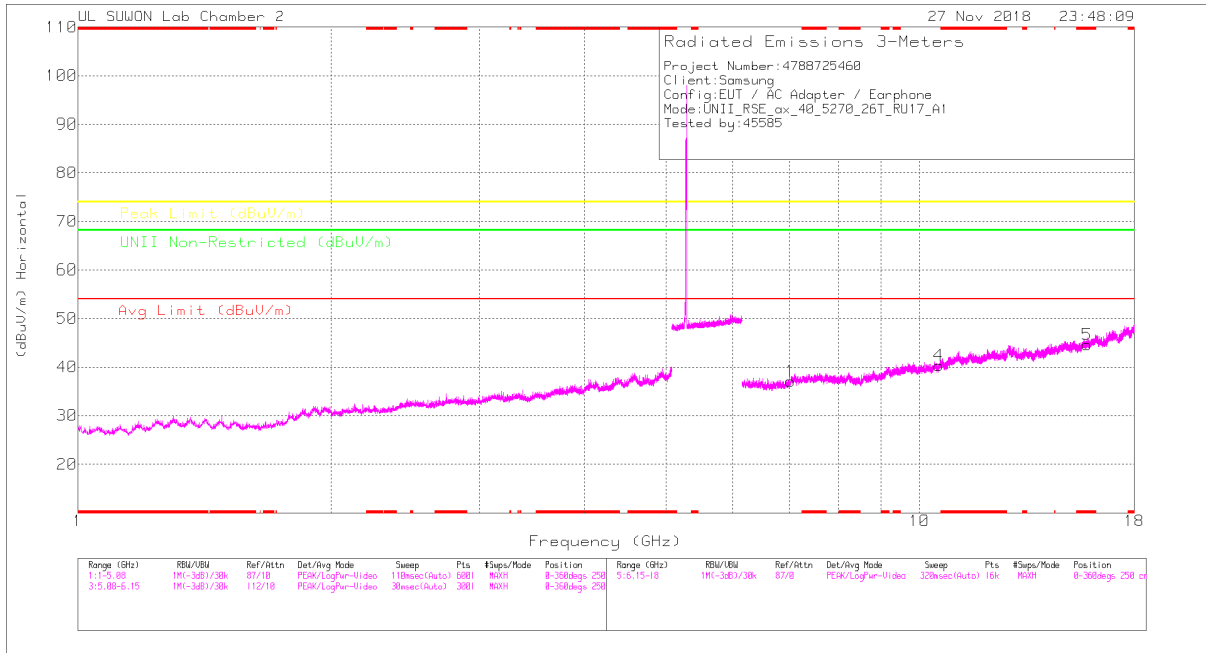
Radiated Emissions

Frequency (GHz)	Meter Reading (dBuV)	Det	3117_00168724	60Hz_HF(dB)	DC Corr (dB)	Corrected Reading (dBuV/m)	Aug Limit (dBuV/m)	Margin (dB)	Peak Limit (dBuV/m)	Margin (dB)	UNII Non-Restricted (dBuV/m)	Margin (dB)	Azimuth (Degs)	Height (cm)	Polarity
* 10.623	45.59	PK-U	37.8	-19.7	0	63.69	-	-	74	-10.31	-	-	227	105	H
* 10.623	26.36	ADR	37.8	-19.7	.5	44.96	54	-9.04	-	-	-	-	227	105	H
* 10.622	42.24	PK-U	37.8	-19.7	0	60.34	-	-	74	-13.66	-	-	223	290	V
* 10.623	23.94	ADR	37.8	-19.6	.5	42.64	54	-11.36	-	-	-	-	223	290	V

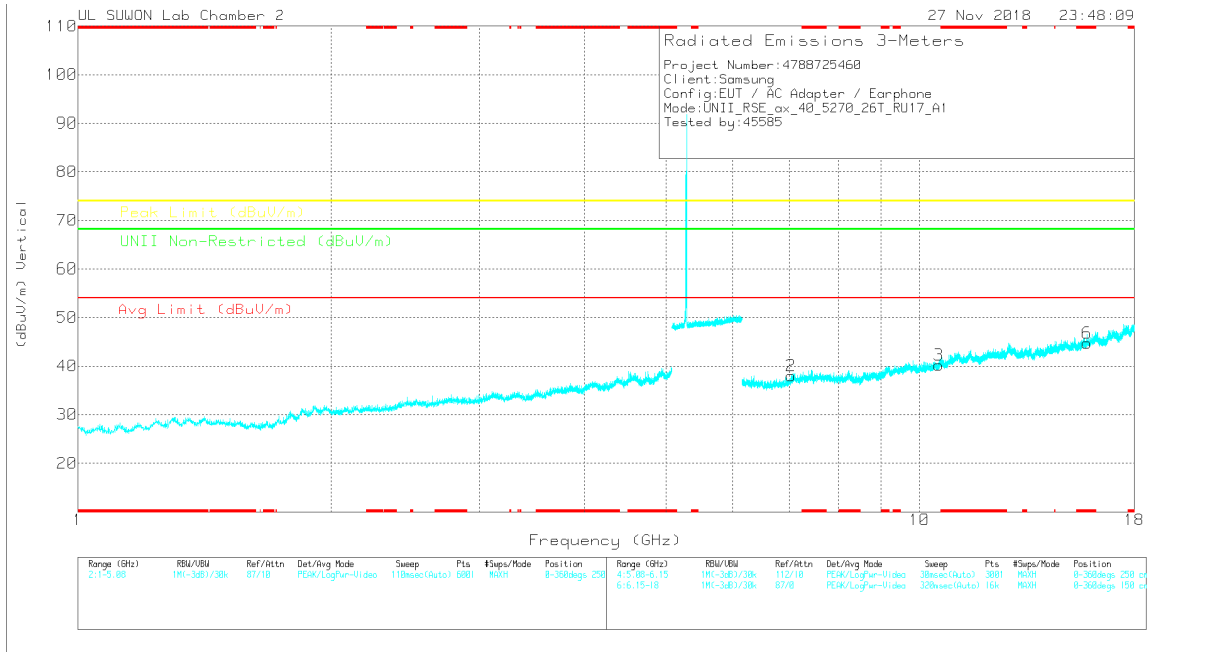
* - indicates frequency in CFR47 Pt 15 / IC RSS-Restricted Band
 PK-U - U-NII: Maximum Peak
 ADR - U-NII AD primary method, RMS average

HE40 RU mode (ANT_1 / 26T / Low: 17, High: 0)

LOW CHANNEL HORIZONTAL



LOW CHANNEL VERTICAL



Note: Emission was scanned up to 40GHz; No emissions were detected above the noise floor which was at least 20dB below the specification limit.

LOW CHANNEL DATA

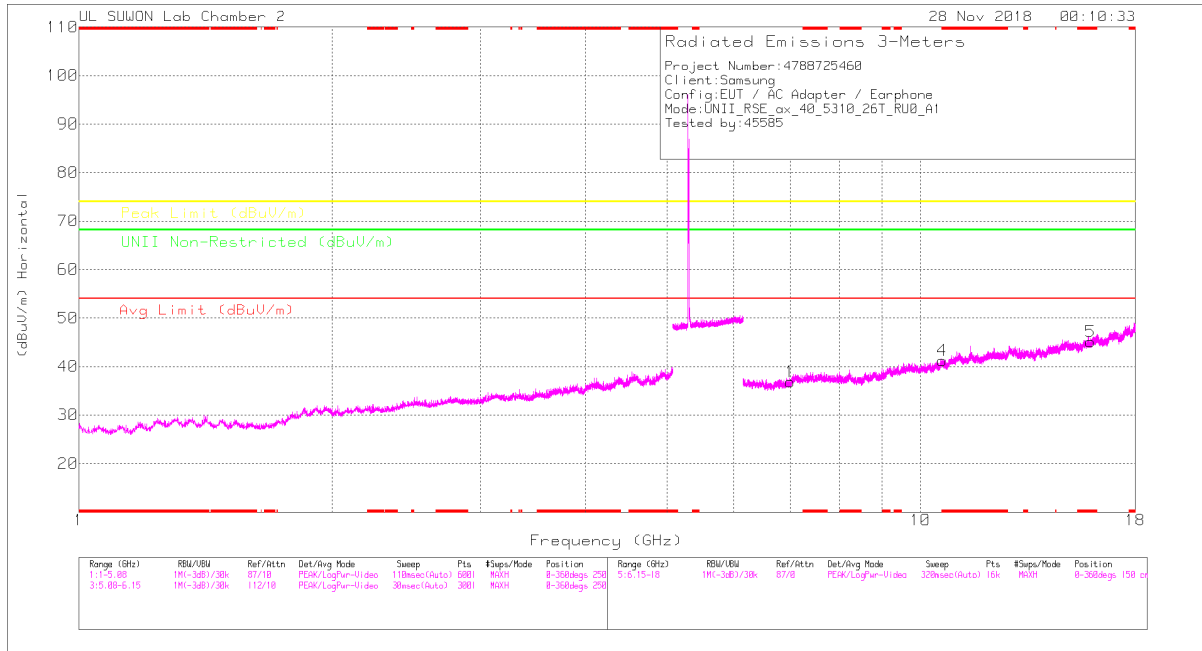
Trace Markers

Marker	Frequency (GHz)	Major Reading (dBuV)	Det	3117_00188724	66Hz_HR(dB)	DC Corr (dB)	Corrected Reading (dBuV/m)	Avg Limit (dBuV/m)	Margin (dB)	Peak Limit (dBuV/m)	Margin (dB)	Limit Non-Restricted (dBuV/m)	Margin (dB)	Altitude (Degs)	Height (cm)	Polarity
1	7.03	26.28	PK	35.9	-25.1	0	37.08	-	-	-	-	68.2	-31.12	0-360	250	H
4	10.539	23.25	PK	37.7	-20.6	0	40.35	-	-	-	-	68.2	-27.85	0-360	250	H
5	* 15.811	24.17	PK	40.4	-20	0	44.57	-	-	74	-29.43	-	-	0-360	150	H
2	7.039	27.05	PK	35.9	-24.9	0	38.05	-	-	-	-	68.2	-30.15	0-360	150	V
3	10.539	23.08	PK	37.7	-20.6	0	40.18	-	-	-	-	68.2	-28.02	0-360	250	V
6	* 15.811	24.3	PK	40.4	-20	0	44.7	-	-	74	-29.3	-	-	0-360	250	V

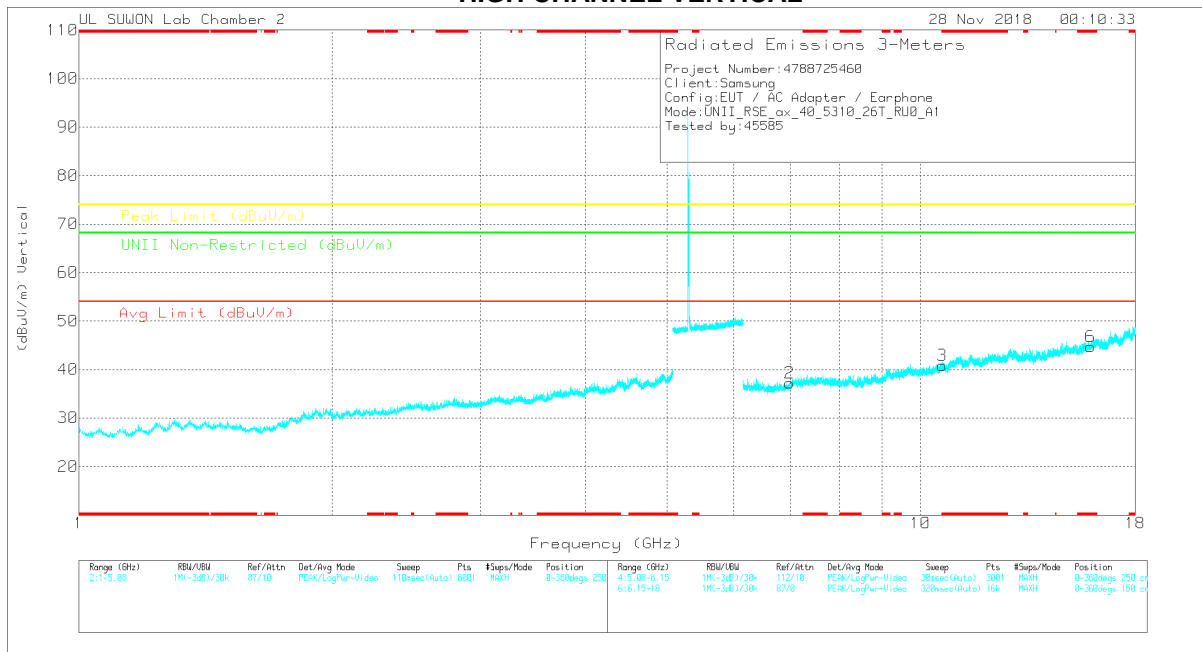
* - indicates frequency in CFR47 Pt 15 / IC RSS-Restricted Band
 PK – Peak Detector

Note: Only peak measurement was performed. Because peak measurement result of unwanted emission is less than average limit (54dBuV/m).

HIGH CHANNEL HORIZONTAL



HIGH CHANNEL VERTICAL



Note: Emission was scanned up to 40GHz; No emissions were detected above the noise floor which was at least 20dB below the specification limit.

HIGH CHANNEL DATA

Trace Markers

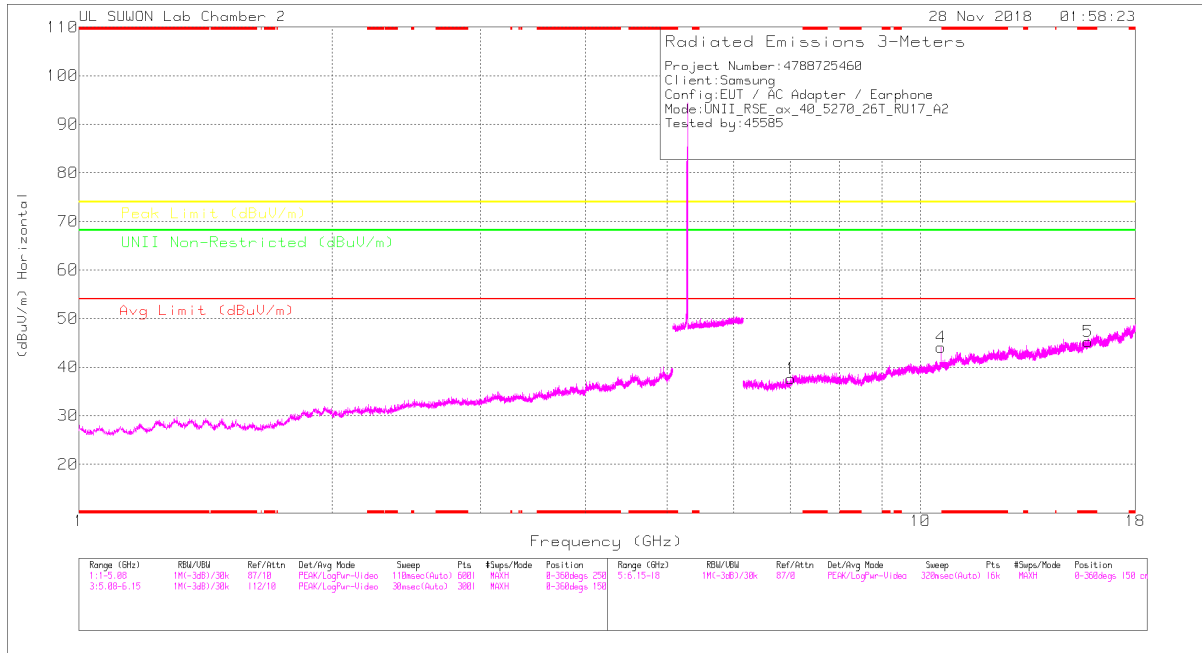
Marker	Frequency (GHz)	Major Reading (dBuV)	Det	3117_00188724	66Hz_HR(dB)	DC Corr (dB)	Corrected Reading (dBuV/m)	Avg Limit (dBuV/m)	Margin (dB)	Peak Limit (dBuV/m)	Margin (dB)	Limit Non-Restricted (dBuV/m)	Margin (dB)	Altitude (Degs)	Height (cm)	Polarity
1	7	26.69	PK	35.8	-25.7	0	36.79	-	-	-	-	68.2	-31.41	0-360	250	H
4	* 10.62	22.99	PK	37.8	-19.6	0	41.19	-	-	74	-32.81	-	-	0-360	250	H
5	* 15.93	24.16	PK	40.5	-19.5	0	45.16	-	-	74	-28.84	-	-	0-360	150	H
2	6.992	27.16	PK	35.8	-25.7	0	37.26	-	-	-	-	68.2	-30.94	0-360	250	V
3	* 10.619	22.64	PK	37.8	-19.6	0	40.84	-	-	74	-33.16	-	-	0-360	150	V
6	* 15.931	23.71	PK	40.5	-19.5	0	44.71	-	-	74	-29.29	-	-	0-360	250	V

* - indicates frequency in CFR47 Pt 15 / IC RSS-Restricted Band
 PK – Peak Detector

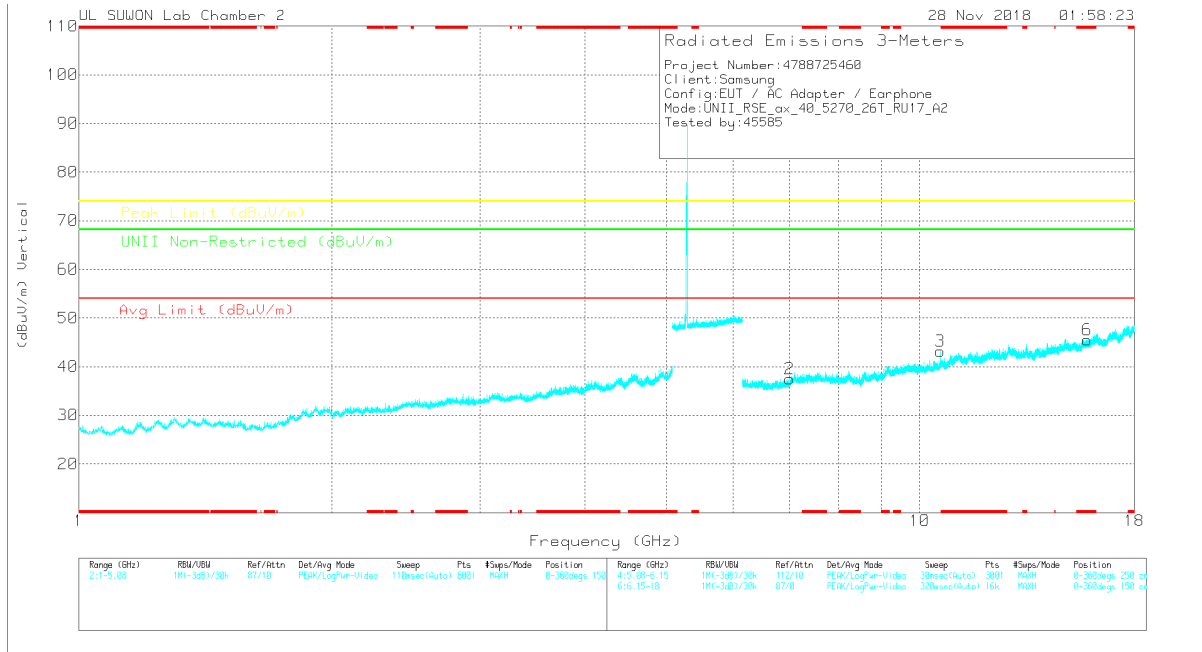
Note: Only peak measurement was performed. Because peak measurement result of unwanted emission is less than average limit (54dBuV/m).

HE40 RU mode (ANT_2 / 26T / Low: 17, High: 0)

LOW CHANNEL HORIZONTAL



LOW CHANNEL VERTICAL



Note: Emission was scanned up to 40GHz; No emissions were detected above the noise floor which was at least 20dB below the specification limit.

LOW CHANNEL DATA

Trace Markers

Marker	Frequency (GHz)	Meter Reading (dBuV)	Det	3117_0018724	6GHz_H(F)(dB)	DC Corr (dB)	Corrected Reading (dBuV/m)	Avg Limit (dBuV/m)	Margin (dB)	Peak Limit (dBuV/m)	Margin (dB)	Limit Non-Restricted (dBuV/m)	Margin (dB)	Azimuth (Degs)	Height (cm)	Polarity
1	7.01	27.32	PK	35.8	-25.5	0	37.62	-	-	-	-	68.2	-30.58	0-360	250	H
4	10.576	26.1	PK	37.8	-19.8	0	44.1	-	-	-	-	68.2	-24.1	0-360	150	H
5	* 15.812	24.78	PK	40.4	-19.9	0	45.28	-	-	74	-28.72	-	-	0-360	250	H
2	7.005	27.29	PK	35.8	-25.6	0	37.49	-	-	-	-	68.2	-30.71	0-360	250	V
3	10.576	25.21	PK	37.8	-19.8	0	43.21	-	-	-	-	68.2	-24.99	0-360	250	V
6	* 15.81	25.03	PK	40.4	-19.9	0	45.53	-	-	74	-28.47	-	-	0-360	250	V

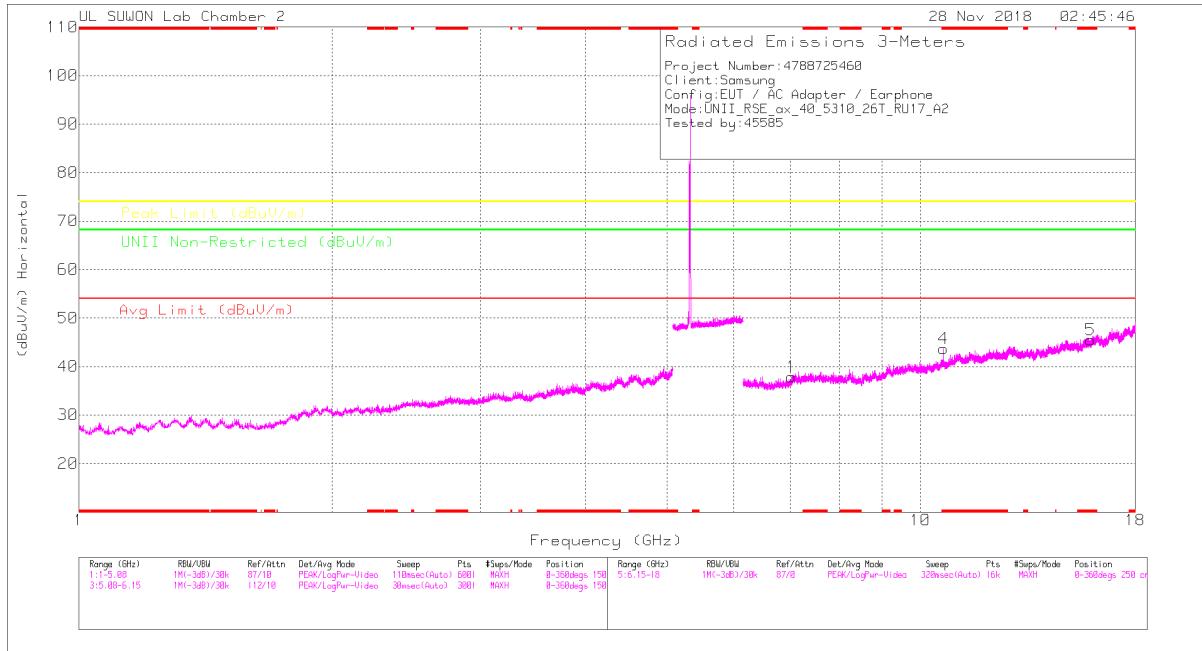
* - indicates frequency in CFR47 Pt 15 / IC RSS-Restricted Band
 PK – Peak Detector

Radiated Emissions

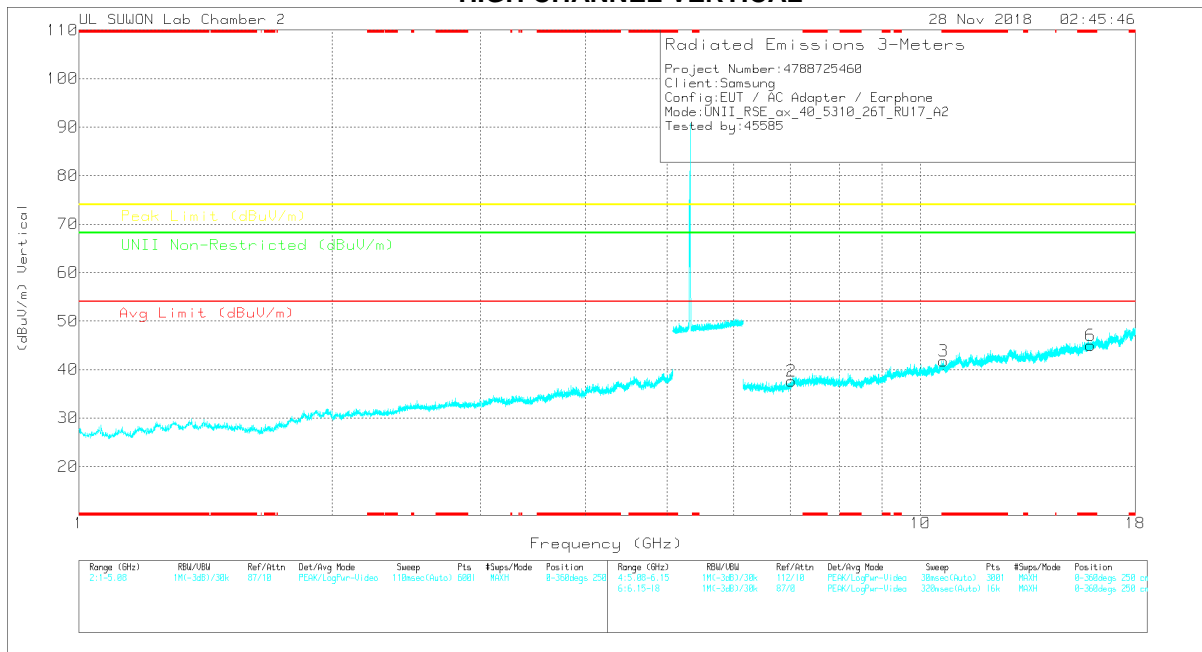
Frequency (GHz)	Meter Reading (dBuV)	Det	3117_0018724	6GHz_H(F)(dB)	DC Corr (dB)	Corrected Reading (dBuV/m)	Avg Limit (dBuV/m)	Margin (dB)	Peak Limit (dBuV/m)	Margin (dB)	Limit Non-Restricted (dBuV/m)	Margin (dB)	Azimuth (Degs)	Height (cm)	Polarity
10.575	46.99	PK-U	37.8	-19.9	0	64.89	-	-	-	-	68.2	-3.31	226	100	H
10.575	44	PK-U	37.8	-19.8	0	62	-	-	-	-	68.2	-6.2	218	282	V

* - indicates frequency in CFR47 Pt 15 / IC RSS-Restricted Band
 PK-U - U-NII: Maximum Peak

HIGH CHANNEL HORIZONTAL



HIGH CHANNEL VERTICAL



Note: Emission was scanned up to 40GHz; No emissions were detected above the noise floor which was at least 20dB below the specification limit.

HIGH CHANNEL DATA

Trace Markers

Marker	Frequency (GHz)	Marker Reading (dBuV)	Det	3117_00168724	60Hz_HF(dB)	DC Corr (dB)	Corrected Reading (dBuV/m)	Aug Limit (dBuV/m)	Margin (dB)	Peak Limit (dBuV/m)	Margin (dB)	UNII Non-Restricted (dBuV/m)	Margin (dB)	Azimuth (Degs)	Height (cm)	Polarity
1	7.03	27.06	PK	35.9	-25.1	0	37.86	-	-	-	-	68.2	-30.34	0-360	250	H
4	* 10.655	25.66	PK	37.8	-19.8	0	43.66	-	-	74	-30.34	-	-	0-360	250	H
5	* 15.937	24.63	PK	40.5	-19.6	0	45.53	-	-	74	-28.47	-	-	0-360	250	H
2	7.027	26.9	PK	35.9	-25.2	0	37.6	-	-	-	-	68.2	-30.6	0-360	150	V
3	* 10.656	23.8	PK	37.8	-19.9	0	41.7	-	-	74	-32.3	-	-	0-360	250	V
6	* 15.93	24.03	PK	40.5	-19.5	0	45.03	-	-	74	-28.97	-	-	0-360	150	V

* - indicates frequency in CFR47 Pt 15 / IC RSS-Restricted Band
 PK – Peak Detector

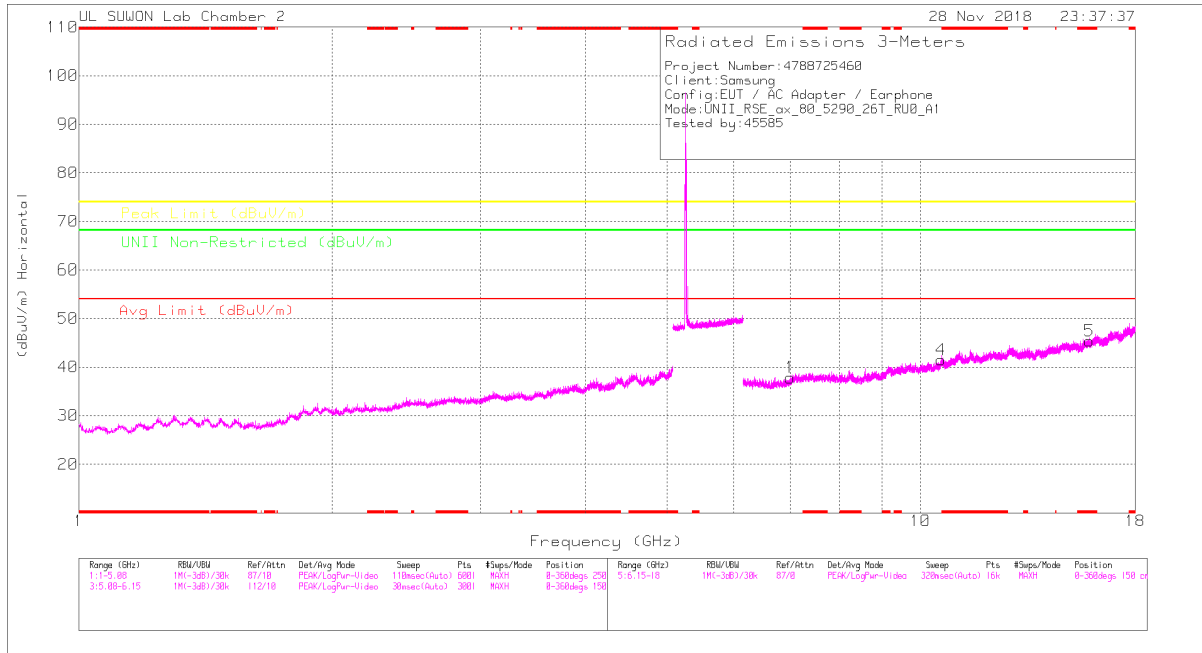
Radiated Emissions

Frequency (GHz)	Marker Reading (dBuV)	Det	3117_00168724	60Hz_HF(dB)	DC Corr (dB)	Corrected Reading (dBuV/m)	Aug Limit (dBuV/m)	Margin (dB)	Peak Limit (dBuV/m)	Margin (dB)	UNII Non-Restricted (dBuV/m)	Margin (dB)	Azimuth (Degs)	Height (cm)	Polarity
* 10.655	44.73	PK-U	37.8	-19.8	0	62.73	-	-	74	-11.27	-	-	221	100	H
* 10.656	25.7	ADR	37.8	-19.9	49	44.09	54	-9.91	-	-	-	-	221	100	H
* 10.655	40.8	PK-U	37.8	-19.8	0	58.8	-	-	74	-15.2	-	-	196	286	V
* 10.656	23.26	ADR	37.8	-19.9	49	41.65	54	-12.35	-	-	-	-	196	286	V

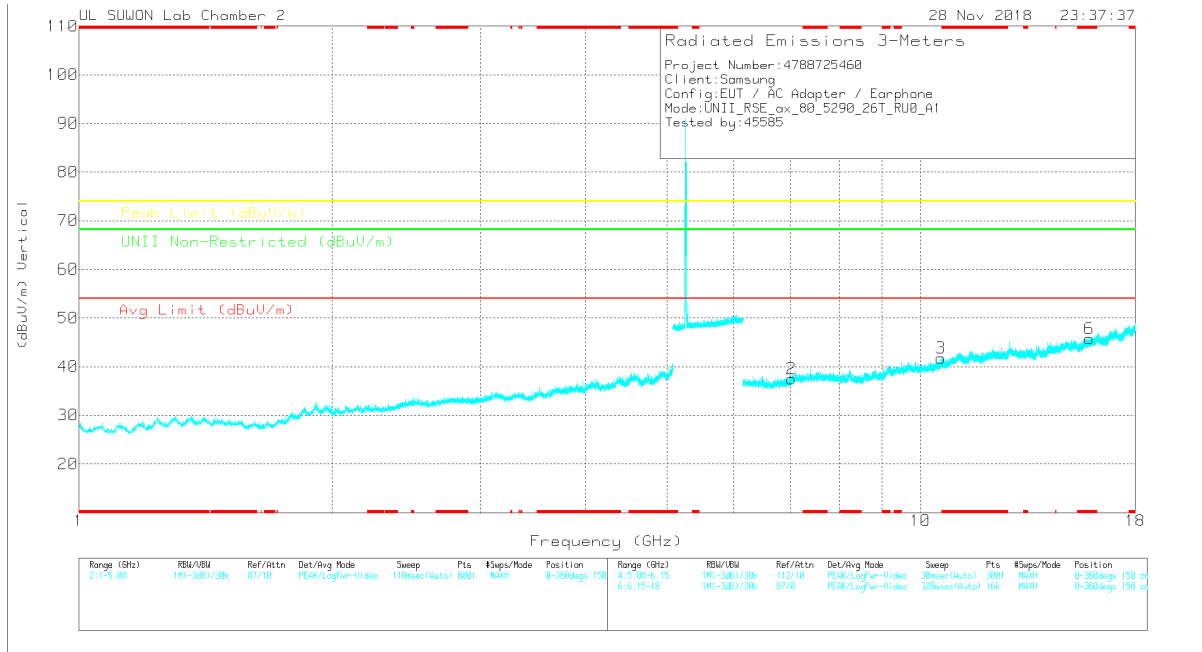
* - indicates frequency in CFR47 Pt 15 / IC RSS-Restricted Band
 PK-U - U-NII: Maximum Peak
 ADR - U-NII AD primary method, RMS average

HE80 RU mode (ANT_1 / 26T / Mid: 0)

MID CHANNEL HORIZONTAL



MID CHANNEL VERTICAL



Note: Emission was scanned up to 40GHz; No emissions were detected above the noise floor which was at least 20dB below the specification limit.

MID CHANNEL DATA

Trace Markers

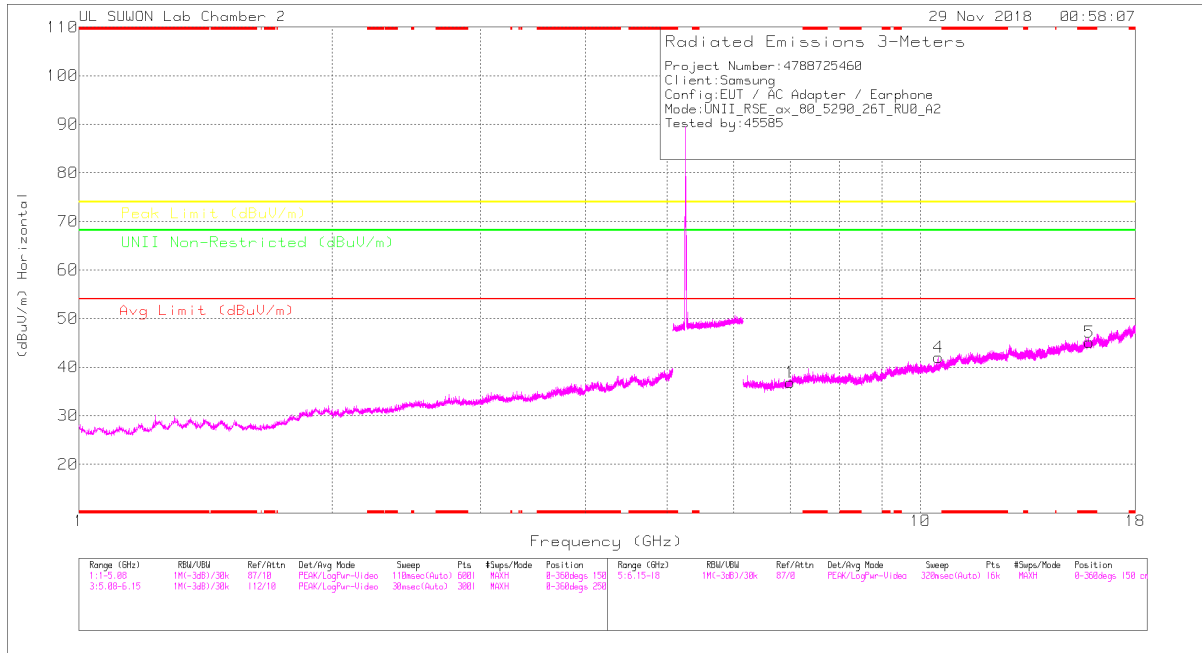
Marker	Frequency (GHz)	Major Reading (dBuV)	Det	3117_00168724	66Hz_HR(dB)	DC Corr (dB)	Corrected Reading (dBuV/m)	Avg Limit (dBuV/m)	Margin (dB)	Peak Limit (dBuV/m)	Margin (dB)	Limit Non-Restricted (dBuV/m)	Margin (dB)	Azimuth (Degs)	Height (cm)	Polarity
1	7.005	27.61	PK	35.8	-25.6	0	37.81	-	-	-	-	68.2	-30.39	0-360	250	H
4	10.578	23.56	PK	37.8	-19.9	0	41.46	-	-	-	-	68.2	-26.74	0-360	150	H
5	* 15.873	24.64	PK	40.5	-19.8	0	45.34	-	-	74	-28.66	-	-	0-360	250	H
2	7.022	27.02	PK	35.9	-25.4	0	37.52	-	-	-	-	68.2	-30.68	0-360	150	V
3	10.577	23.81	PK	37.8	-19.9	0	41.71	-	-	-	-	68.2	-26.49	0-360	150	V
6	* 15.867	25.14	PK	40.4	-19.8	0	45.74	-	-	74	-28.26	-	-	0-360	250	V

* - indicates frequency in CFR47 Pt 15 / IC RSS-Restricted Band
 PK – Peak Detector

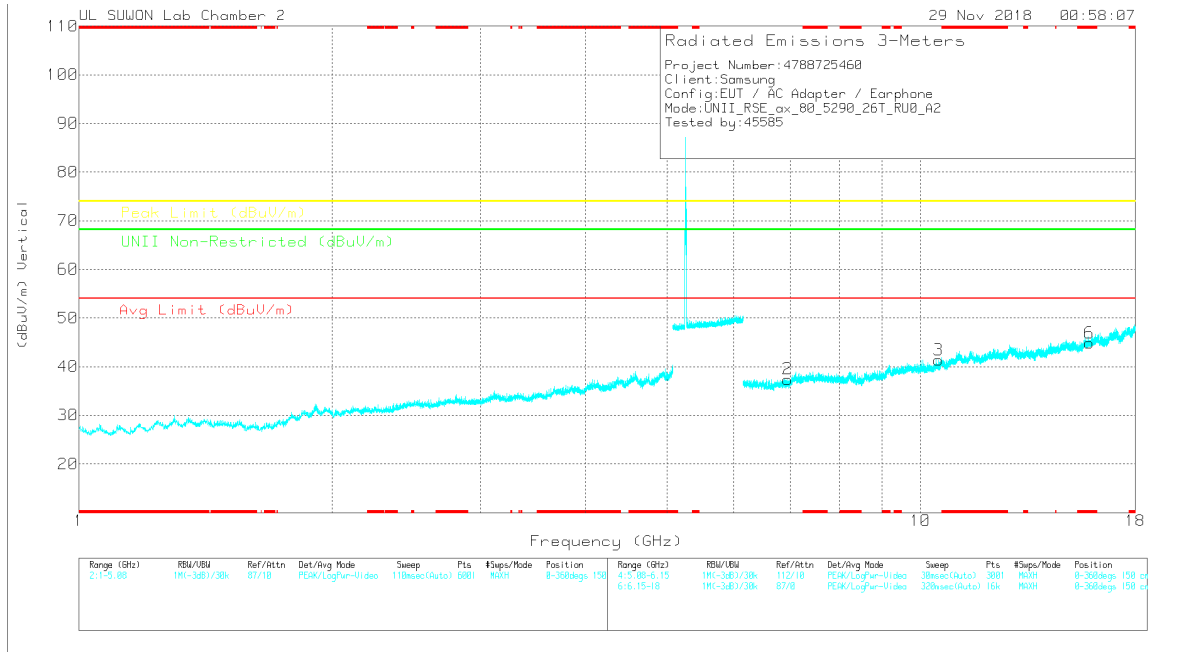
Note: Only peak measurement was performed. Because peak measurement result of unwanted emission is less than average limit (54dBuV/m).

HE80 RU mode (ANT_2 / 26T / Mid: 0)

MID CHANNEL HORIZONTAL



MID CHANNEL VERTICAL



Note: Emission was scanned up to 40GHz; No emissions were detected above the noise floor which was at least 20dB below the specification limit.

MID CHANNEL DATA

Trace Markers

Marker	Frequency (GHz)	Meter Reading (dBuV)	Det	3117_00168724	6GHz_HF(dB)	DC Corr (dB)	Corrected Reading (dBuV/m)	Avg Limit (dBuV/m)	Margin (dB)	Peak Limit (dBuV/m)	Margin (dB)	UNII Non-Restricted (dBuV/m)	Margin (dB)	Azimuth (Degs)	Height (cm)	Polarity
1	7.002	26.67	PK	35.8	-25.6	0	36.87	-	-	-	-	68.2	-31.33	0-360	150	H
4	10.505	25.09	PK	37.7	-20.8	0	41.99	-	-	-	-	68.2	-26.21	0-360	150	H
5	* 15.869	24.57	PK	40.4	-19.8	0	45.17	-	-	74	-28.83	-	-	0-360	250	H
2	6.95	27.12	PK	35.7	-25.4	0	37.42	-	-	-	-	68.2	-30.78	0-360	250	V
3	10.503	24.43	PK	37.7	-20.8	0	41.33	-	-	-	-	68.2	-26.87	0-360	250	V
6	* 15.872	24.11	PK	40.5	-19.7	0	44.91	-	-	74	-29.09	-	-	0-360	250	V

* - indicates frequency in CFR47 Pt 15 / IC RSS-Restricted Band
 PK – Peak Detector

Radiated Emissions

Frequency (GHz)	Meter Reading (dBuV)	Det	3117_00168724	6GHz_HF(dB)	DC Corr (dB)	Corrected Reading (dBuV/m)	Avg Limit (dBuV/m)	Margin (dB)	Peak Limit (dBuV/m)	Margin (dB)	UNII Non-Restricted (dBuV/m)	Margin (dB)	Azimuth (Degs)	Height (cm)	Polarity
10.504	45.06	PK-U	37.7	-20.8	0	61.96	-	-	-	-	68.2	-6.24	226	133	H
10.503	43.52	PK-U	37.7	-20.8	0	60.42	-	-	-	-	68.2	-7.78	219	274	V

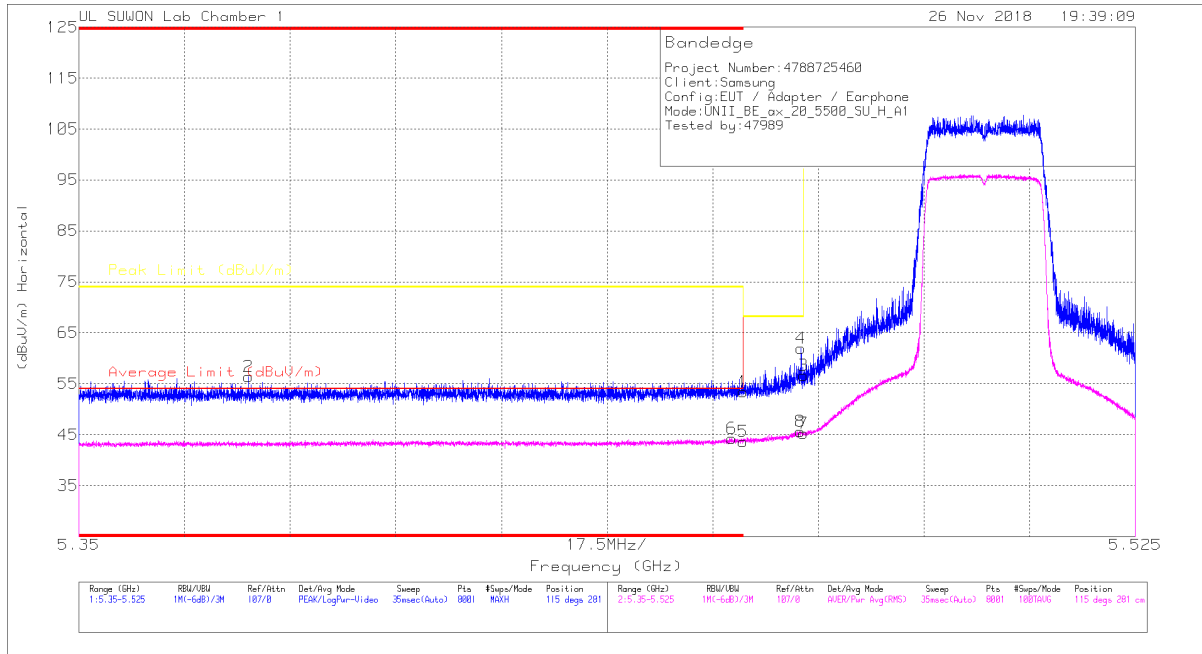
* - indicates frequency in CFR47 Pt 15 / IC RSS-Restricted Band
 PK-U - U-NII: Maximum Peak

11.3. 5.5-5.6 GHz_1TX

11.3.1.TX ABOVE 1GHz 802.11ax MODE IN THE 5.5GHZ BAND RESTRICTED BANDEDGE (LOW CHANNEL)

HE20 SU mode (ANT_1)

HORIZONTAL PEAK AND AVERAGE PLOT



HORIZONTAL DATA

Trace Markers

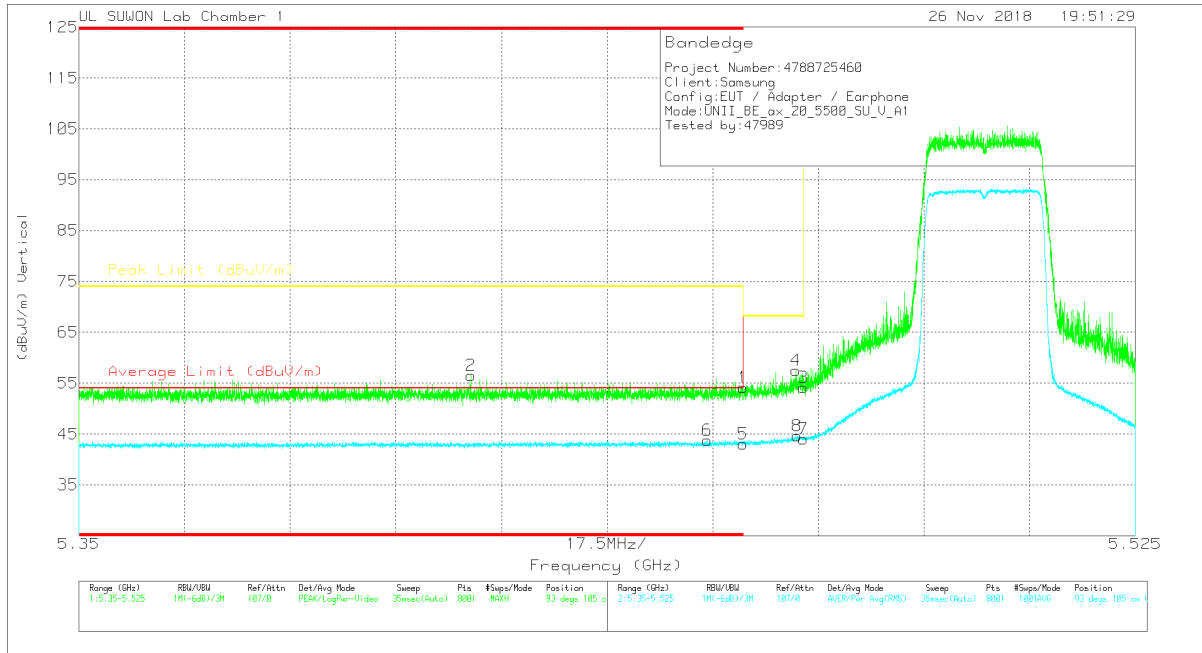
Marker	Frequency (GHz)	Meter Reading (dBuV)	Det	3117_00168717	10dB(dB)	DC Corr (dB)	Corrected Reading (dBuV/m)	Average Limit (dBuV/m)	Margin (dB)	Peak Limit (dBuV/m)	PK Margin (dB)	Azimuth (Degs)	Height (cm)	Polarity
1	* 5.46	40.16	Pk	34.7	-21.4	0	53.46	-	-	74	-20.54	115	281	H
2	* 5.378	43.27	Pk	34.7	-21.6	0	56.37	-	-	74	-17.63	115	281	H
3	5.47	43.31	Pk	34.7	-21.4	0	56.61	-	-	68.2	-11.59	115	281	H
4	5.47	48.71	Pk	34.7	-21.4	0	62.01	-	-	68.2	-6.19	115	281	H
5	* 5.46	30.35	RMS	34.7	-21.5	.11	43.66	54	-10.34	-	-	115	281	H
6	* 5.458	31.09	RMS	34.7	-21.6	.11	44.3	54	-9.7	-	-	115	281	H
7	5.47	31.94	RMS	34.7	-21.5	.11	45.25	-	-	-	-	115	281	H
8	5.47	32.47	RMS	34.7	-21.6	.11	45.68	-	-	-	-	115	281	H

* - indicates frequency in CFR47 Pt 15 / IC RSS-Restricted Band

Pk - Peak detector

RMS - RMS detection

VERTICAL PEAK AND AVERAGE PLOT



VERTICAL DATA

Trace Markers

Marker	Frequency (GHz)	Meter Reading (dBuV)	Det	3117_00168717	10dB[dB]	DC Corr (dB)	Corrected Reading (dBuV/m)	Average Limit (dBuV/m)	Margin (dB)	Peak Limit (dBuV/m)	PK Margin (dB)	Azimuth (Degs)	Height (cm)	Polarity
1	* 5.46	40.85	Pk	34.7	-21.4	0	54.15	-	-	74	-19.85	93	105	V
2	* 5.415	43.33	Pk	34.7	-21.5	0	56.53	-	-	74	-17.47	93	105	V
3	5.47	40.82	Pk	34.7	-21.4	0	54.12	-	-	68.2	-14.08	93	105	V
4	5.469	44.21	Pk	34.7	-21.4	0	57.51	-	-	68.2	-10.69	93	105	V
5	* 5.46	29.77	RMS	34.7	-21.5	.11	43.08	54	-10.92	-	-	93	105	V
6	* 5.454	30.48	RMS	34.7	-21.5	.11	43.79	54	-10.21	-	-	93	105	V
7	5.47	30.74	RMS	34.7	-21.5	.11	44.05	-	-	-	-	93	105	V
8	5.469	31.4	RMS	34.7	-21.6	.11	44.61	-	-	-	-	93	105	V

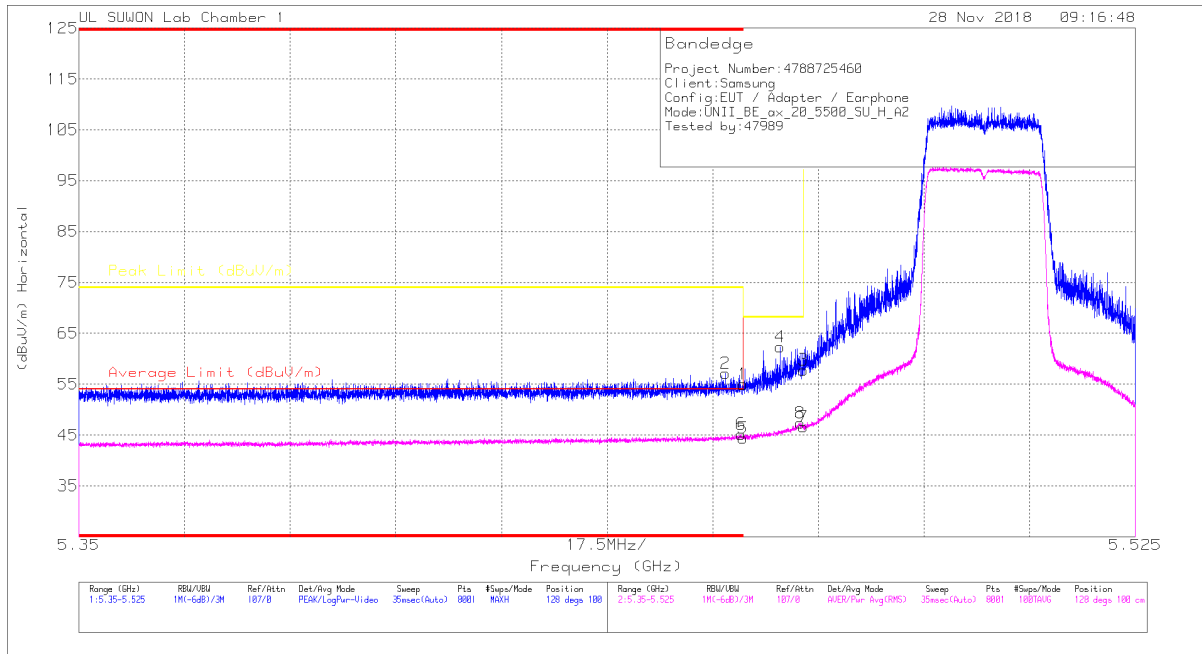
* - indicates frequency in CFR47 Pt 15 / IC RSS-Restricted Band

Pk - Peak detector

RMS - RMS detection

HE20 SU mode (ANT_2)

HORIZONTAL PEAK AND AVERAGE PLOT



HORIZONTAL DATA

Trace Markers

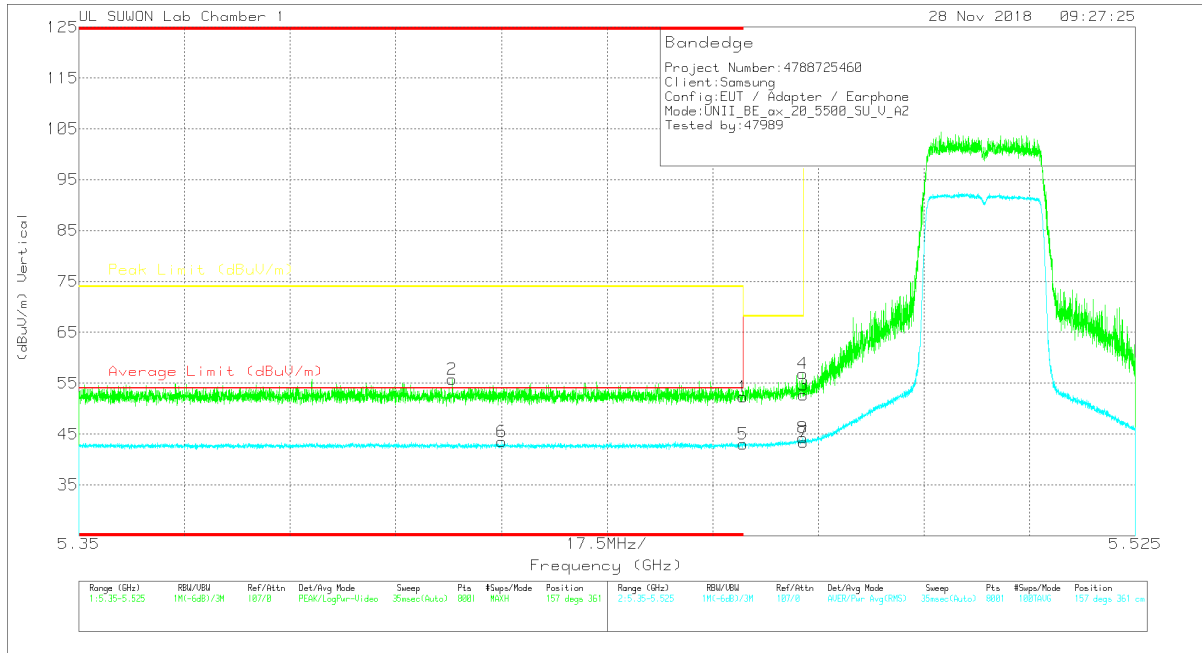
Marker	Frequency (GHz)	Meter Reading (dBuV)	Det	3117_00168717	10dB(dB)	DC Corr (dB)	Corrected Reading (dBuV/m)	Average Limit (dBuV/m)	Margin (dB)	Peak Limit (dBuV/m)	PK Margin (dB)	Azimuth (Degs)	Height (cm)	Polarity
1	* 5.46	41.67	Pk	34.7	-21.4	0	54.97	-	-	74	-19.03	128	100	H
2	* 5.457	43.85	Pk	34.7	-21.4	0	57.15	-	-	74	-16.85	128	100	H
3	5.47	44.51	Pk	34.7	-21.4	0	57.81	-	-	68.2	-10.39	128	100	H
4	5.466	49.03	Pk	34.7	-21.4	0	62.33	-	-	68.2	-5.87	128	100	H
5	* 5.46	31.11	RMS	34.7	-21.5	.11	44.42	54	-9.58	-	-	128	100	H
6	* 5.46	31.88	RMS	34.7	-21.5	.11	45.19	54	-8.81	-	-	128	100	H
7	5.47	33.3	RMS	34.7	-21.5	.11	46.61	-	-	-	-	128	100	H
8	5.47	34.16	RMS	34.7	-21.6	.11	47.37	-	-	-	-	128	100	H

* - indicates frequency in CFR47 Pt 15 / IC RSS-Restricted Band

Pk - Peak detector

RMS - RMS detection

VERTICAL PEAK AND AVERAGE PLOT



VERTICAL DATA

Trace Markers

Marker	Frequency (GHz)	Meter Reading (dBuV)	Det	3117_00168717	10dB[dB]	DC Corr (dB)	Corrected Reading (dBuV/m)	Average Limit (dBuV/m)	Margin (dB)	Peak Limit (dBuV/m)	PK Margin (dB)	Azimuth (Degs)	Height (cm)	Polarity
1	* 5.46	39.05	Pk	34.7	-21.4	0	52.35	-	-	74	-21.65	157	361	V
2	* 5.412	42.7	Pk	34.7	-21.6	0	55.8	-	-	74	-18.2	157	361	V
3	5.47	39.42	Pk	34.7	-21.4	0	52.72	-	-	68.2	-15.48	157	361	V
4	5.47	43.63	Pk	34.7	-21.4	0	56.93	-	-	68.2	-11.27	157	361	V
5	* 5.46	29.75	RMS	34.7	-21.5	.11	43.06	54	-10.94	-	-	157	361	V
6	* 5.42	30.43	RMS	34.7	-21.7	.11	43.54	54	-10.46	-	-	157	361	V
7	5.47	30.08	RMS	34.7	-21.5	.11	43.39	-	-	-	-	157	361	V
8	5.47	30.93	RMS	34.7	-21.5	.11	44.24	-	-	-	-	157	361	V

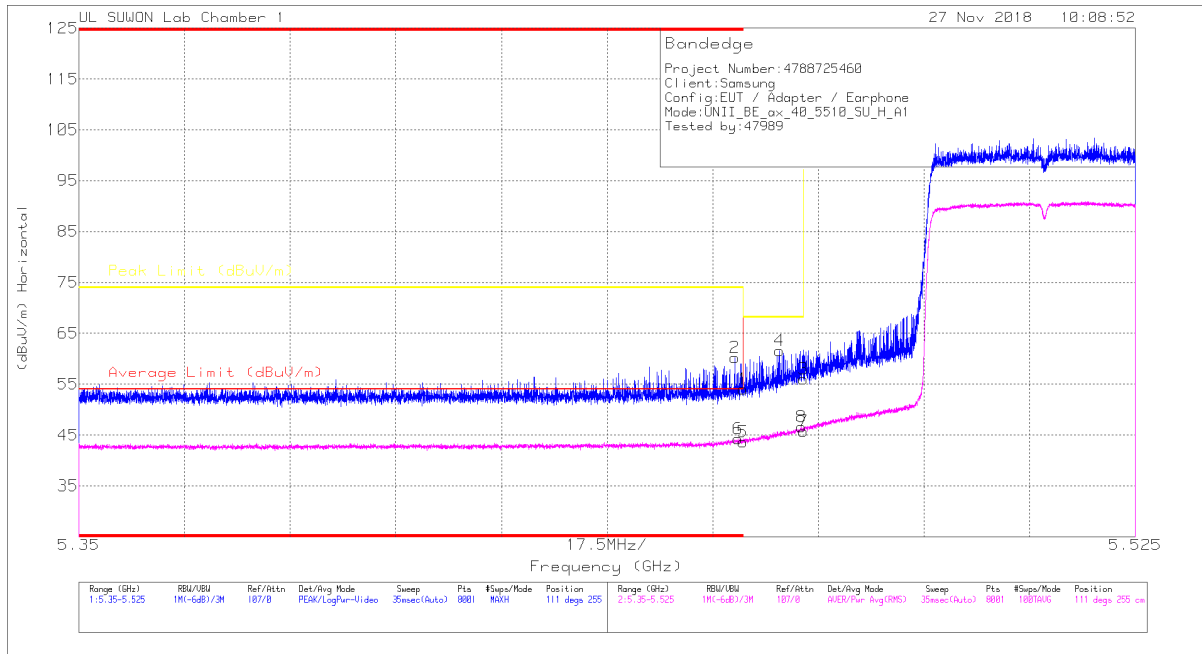
* - indicates frequency in CFR47 Pt 15 / IC RSS-Restricted Band

Pk - Peak detector

RMS - RMS detection

HE40 SU mode (ANT_1)

HORIZONTAL PEAK AND AVERAGE PLOT



HORIZONTAL DATA

Trace Markers

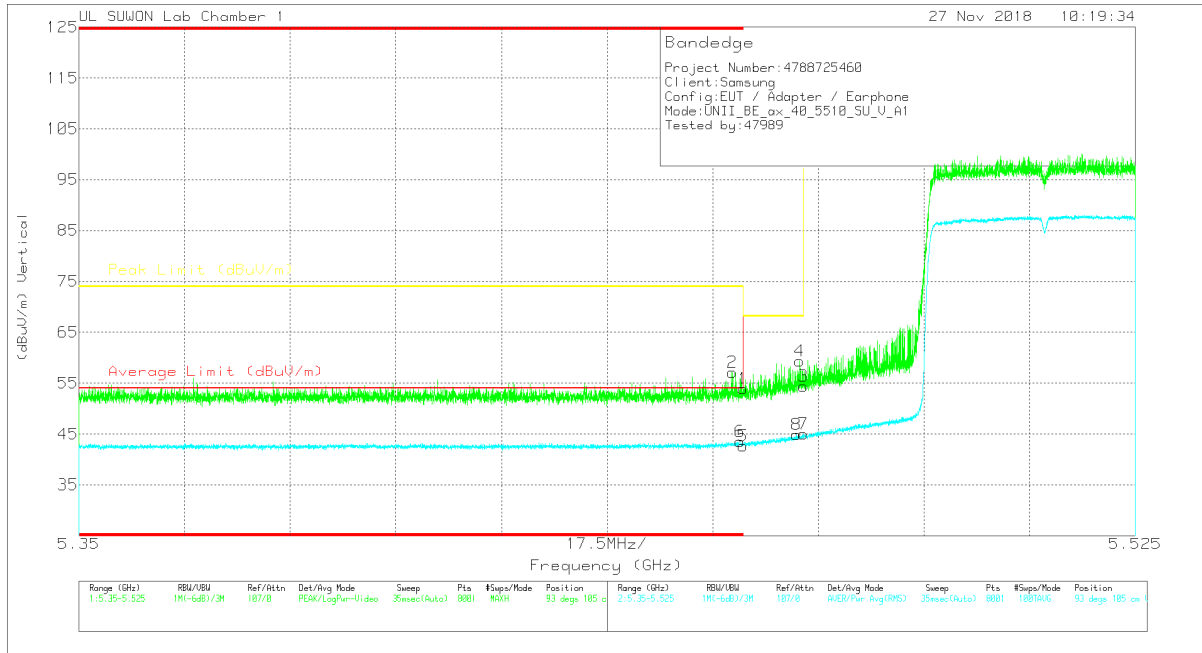
Marker	Frequency (GHz)	Meter Reading (dBuV)	Det	3117_00168717	10dB(dB)	DC Corr (dB)	Corrected Reading (dBuV/m)	Average Limit (dBuV/m)	Margin (dB)	Peak Limit (dBuV/m)	PK Margin (dB)	Asimuth (Degs)	Height (cm)	Polarity
1	* 5.46	40.73	Pk	34.7	-21.4	0	54.03	-	-	74	-19.97	111	255	H
2	* 5.459	46.97	Pk	34.7	-21.4	0	60.27	-	-	74	-13.73	111	255	H
3	5.47	42.69	Pk	34.7	-21.4	0	55.99	-	-	68.2	-12.21	111	255	H
4	5.466	48.33	Pk	34.7	-21.4	0	61.63	-	-	68.2	-6.57	111	255	H
5	* 5.46	30.38	RMS	34.7	-21.5	.1	43.68	54	-10.32	-	-	111	255	H
6	* 5.459	31.01	RMS	34.7	-21.6	.1	44.21	54	-9.79	-	-	111	255	H
7	5.47	32.44	RMS	34.7	-21.5	.1	45.74	-	-	-	-	111	255	H
8	5.47	33.27	RMS	34.7	-21.5	.1	46.57	-	-	-	-	111	255	H

* - indicates frequency in CFR47 Pt 15 / IC RSS-Restricted Band

Pk - Peak detector

RMS - RMS detection

VERTICAL PEAK AND AVERAGE PLOT



VERTICAL DATA

Trace Markers

Marker	Frequency (GHz)	Meter Reading (dBuV)	Det	3117_00168717	10dB(dB)	DC Corr (dB)	Corrected Reading (dBuV/m)	Average Limit (dBuV/m)	Margin (dB)	Peak Limit (dBuV/m)	PK Margin (dB)	Azimuth (Degs)	Height (cm)	Polarity
1	* 5.46	40.57	Pk	34.7	-21.4	0	53.87	-	-	74	-20.13	93	105	V
2	* 5.458	43.89	Pk	34.7	-21.5	0	57.09	-	-	74	-16.91	93	105	V
3	5.47	41.08	Pk	34.7	-21.4	0	54.38	-	-	68.2	-13.82	93	105	V
4	5.469	46.01	Pk	34.7	-21.4	0	59.31	-	-	68.2	-8.89	93	105	V
5	* 5.46	29.41	RMS	34.7	-21.5	.1	42.71	54	-11.29	-	-	93	105	V
6	* 5.46	30.27	RMS	34.7	-21.5	.1	43.57	54	-10.43	-	-	93	105	V
7	5.47	31.67	RMS	34.7	-21.5	.1	44.97	-	-	-	-	93	105	V
8	5.469	31.63	RMS	34.7	-21.6	.1	44.83	-	-	-	-	93	105	V

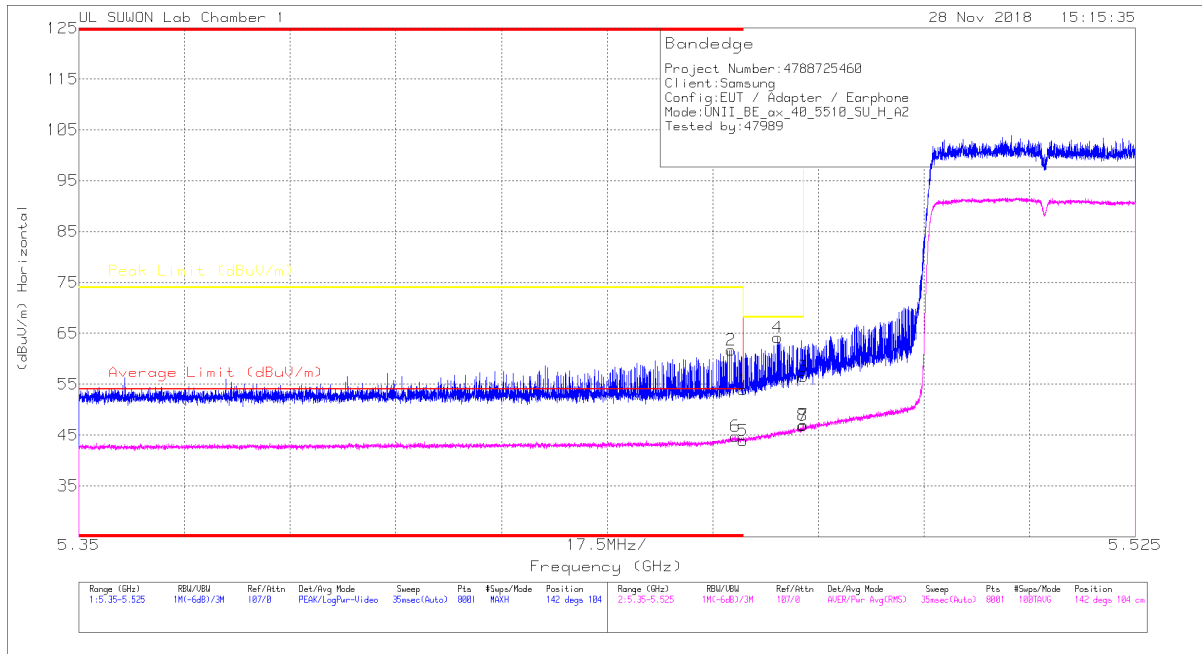
* - indicates frequency in CFR47 Pt 15 / IC RSS-Restricted Band

Pk - Peak detector

RMS - RMS detection

HE40 SU mode (ANT_2)

HORIZONTAL PEAK AND AVERAGE PLOT



HORIZONTAL DATA

Trace Markers

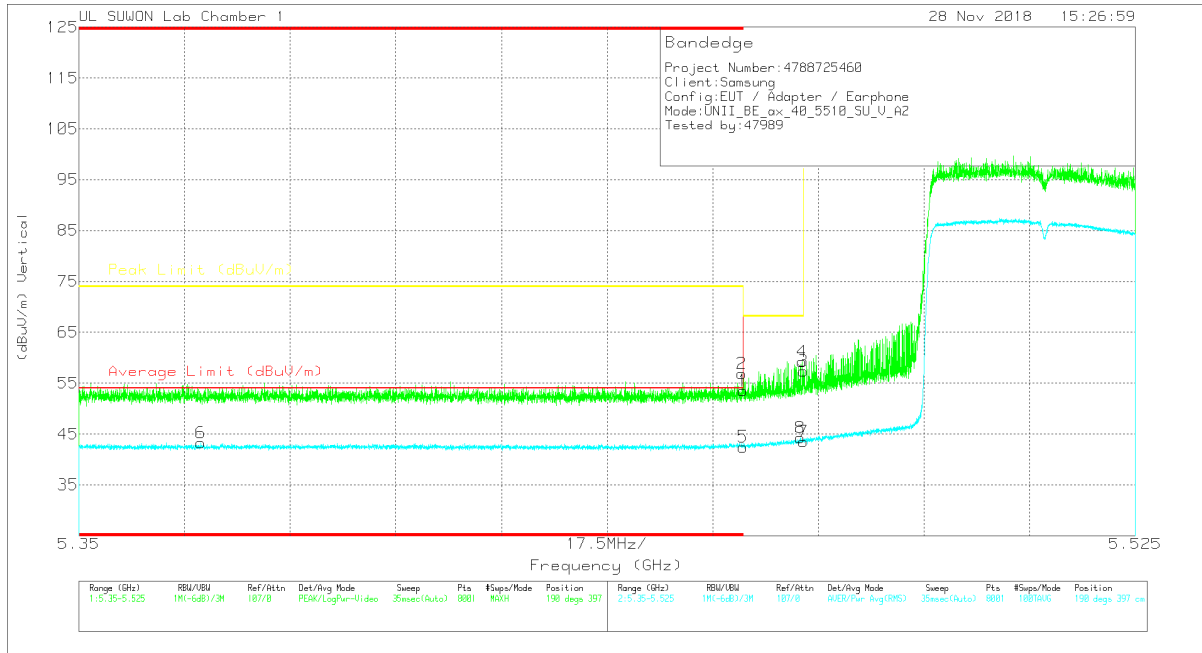
Marker	Frequency (GHz)	Meter Reading (dBuV)	Det	3117_00168717	10dB(dB)	DC Corr (dB)	Corrected Reading (dBuV/m)	Average Limit (dBuV/m)	Margin (dB)	Peak Limit (dBuV/m)	PK Margin (dB)	Asimuth (Degs)	Height (cm)	Polarity
1	* 5.46	40.59	Pk	34.7	-21.4	0	53.89	-	-	74	-20.11	142	104	H
2	* 5.458	48.46	Pk	34.7	-21.5	0	61.66	-	-	74	-12.34	142	104	H
3	5.47	43.22	Pk	34.7	-21.4	0	56.52	-	-	68.2	-11.68	142	104	H
4	5.466	50.83	Pk	34.7	-21.4	0	64.13	-	-	68.2	-4.07	142	104	H
5	* 5.46	30.57	RMS	34.7	-21.5	.1	43.87	54	-10.13	-	-	142	104	H
6	* 5.459	31.61	RMS	34.7	-21.6	.1	44.81	54	-9.19	-	-	142	104	H
7	5.47	33.65	RMS	34.7	-21.5	.1	46.95	-	-	-	-	142	104	H
8	5.47	33.54	RMS	34.7	-21.5	.1	46.84	-	-	-	-	142	104	H

* - indicates frequency in CFR47 Pt 15 / IC RSS-Restricted Band

Pk - Peak detector

RMS - RMS detection

VERTICAL PEAK AND AVERAGE PLOT



VERTICAL DATA

Trace Markers

Marker	Frequency (GHz)	Meter Reading (dBuV)	Det	3117_00168717	10dB[dB]	DC Corr (dB)	Corrected Reading (dBuV/m)	Average Limit (dBuV/m)	Margin (dB)	Peak Limit (dBuV/m)	PK Margin (dB)	Azimuth (Degs)	Height (cm)	Polarity
1	* 5.46	40.29	Pk	34.7	-21.4	0	53.59	-	-	74	-20.41	190	397	V
2	* 5.46	43.63	Pk	34.7	-21.4	0	56.93	-	-	74	-17.07	190	397	V
3	5.47	44.11	Pk	34.7	-21.4	0	57.41	-	-	68.2	-10.79	190	397	V
4	5.47	45.95	Pk	34.7	-21.4	0	59.25	-	-	68.2	-8.95	190	397	V
5	* 5.46	29.17	RMS	34.7	-21.5	.1	42.47	54	-11.53	-	-	190	397	V
6	* 5.37	30.06	RMS	34.7	-21.6	.1	43.26	54	-10.74	-	-	190	397	V
7	5.47	30.18	RMS	34.7	-21.5	.1	43.48	-	-	-	-	190	397	V
8	5.469	31.11	RMS	34.7	-21.6	.1	44.31	-	-	-	-	190	397	V

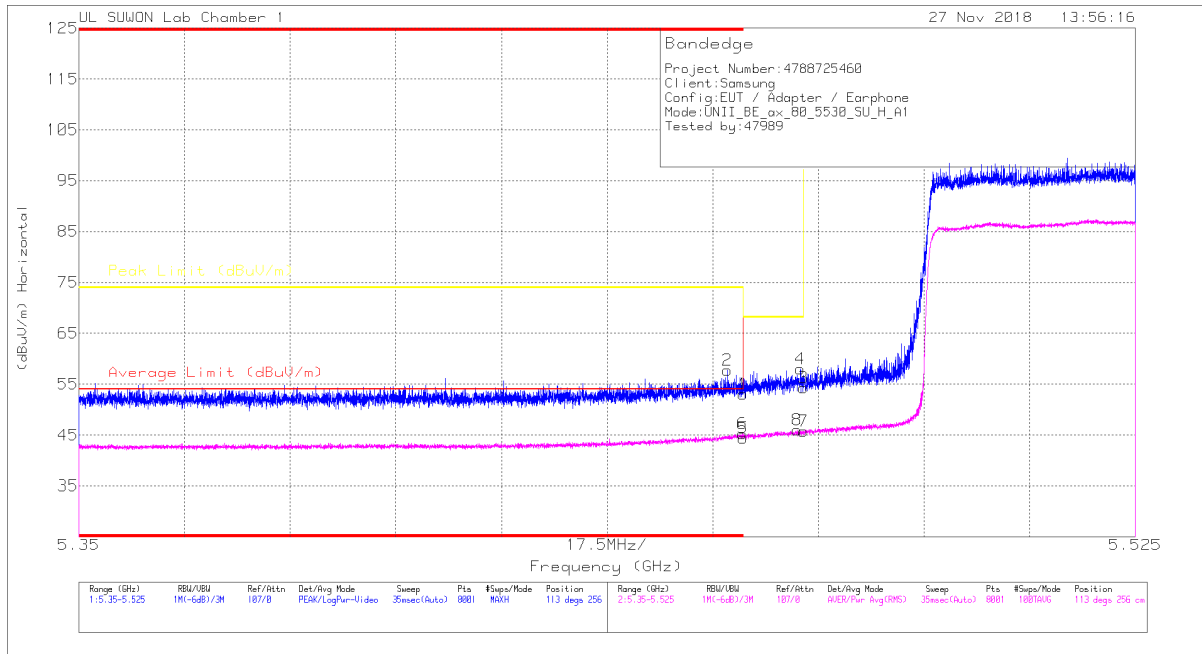
* - indicates frequency in CFR47 Pt 15 / IC RSS-Restricted Band

Pk - Peak detector

RMS - RMS detection

HE80 SU mode (ANT_1)

HORIZONTAL PEAK AND AVERAGE PLOT



HORIZONTAL DATA

Trace Markers

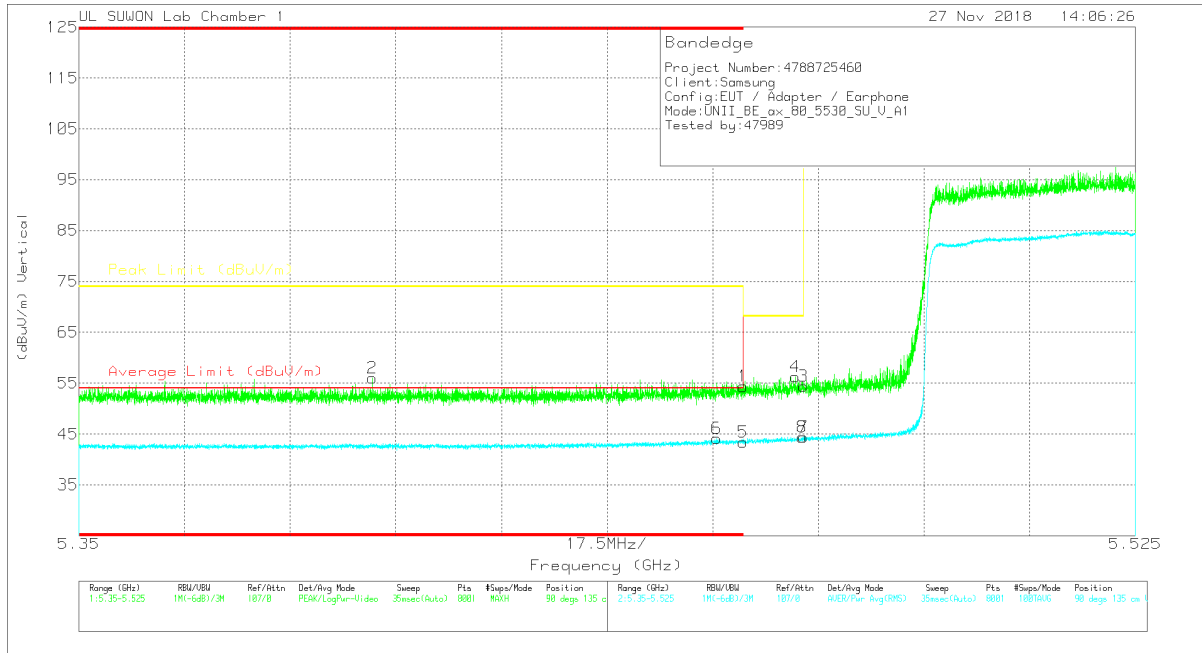
Marker	Frequency (GHz)	Meter Reading (dBuV)	Det	3117_D0168717	10dB(dB)	DC Corr (dB)	Corrected Reading (dBuV/m)	Average Limit (dBuV/m)	Margin (dB)	Peak Limit (dBuV/m)	PK Margin (dB)	Azimuth (Degs)	Height (cm)	Polarity
1	* 5.46	39.7	Pk	34.7	-21.4	0	53	-	-	74	-21	113	256	H
2	* 5.457	44.58	Pk	34.7	-21.5	0	57.78	-	-	74	-16.22	113	256	H
3	5.47	41.03	Pk	34.7	-21.4	0	54.33	-	-	68.2	-13.87	113	256	H
4	5.47	44.66	Pk	34.7	-21.4	0	57.96	-	-	68.2	-10.24	113	256	H
5	* 5.46	31.11	RMS	34.7	-21.5	.1	44.41	54	-9.59	-	-	113	256	H
6	* 5.46	31.92	RMS	34.7	-21.5	.1	45.22	54	-8.78	-	-	113	256	H
7	5.47	32.41	RMS	34.7	-21.5	.1	45.71	-	-	-	-	113	256	H
8	5.469	32.8	RMS	34.7	-21.6	.1	46	-	-	-	-	113	256	H

* - indicates frequency in CFR47 Pt 15 / IC RSS-Restricted Band

Pk - Peak detector

RMS - RMS detection

VERTICAL PEAK AND AVERAGE PLOT



VERTICAL DATA

Trace Markers

Marker	Frequency (GHz)	Meter Reading (dBuV)	Det	3117_00168717	10dB[dB]	DC Corr (dB)	Corrected Reading (dBuV/m)	Average Limit (dBuV/m)	Margin (dB)	Peak Limit (dBuV/m)	PK Margin (dB)	Azimuth (Degs)	Height (cm)	Polarity
1	* 5.46	41.05	Pk	34.7	-21.4	0	54.35	-	-	74	-19.65	90	135	V
2	* 5.399	42.86	Pk	34.7	-21.5	0	56.06	-	-	74	-17.94	90	135	V
3	5.47	41.12	Pk	34.7	-21.4	0	54.42	-	-	68.2	-13.78	90	135	V
4	5.469	43	Pk	34.7	-21.4	0	56.3	-	-	68.2	-11.9	90	135	V
5	* 5.46	30.08	RMS	34.7	-21.5	.1	43.38	54	-10.62	-	-	90	135	V
6	* 5.456	30.96	RMS	34.7	-21.6	.1	44.16	54	-9.84	-	-	90	135	V
7	5.47	31.13	RMS	34.7	-21.5	.1	44.43	-	-	-	-	90	135	V
8	5.47	31.09	RMS	34.7	-21.5	.1	44.39	-	-	-	-	90	135	V

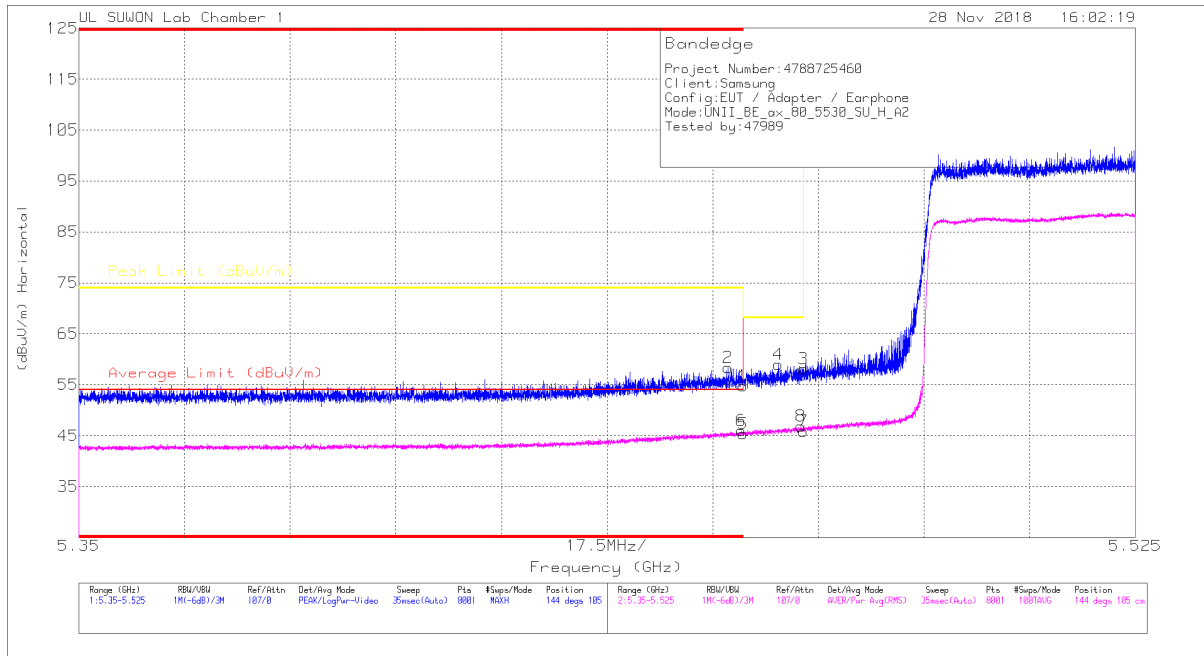
* - indicates frequency in CFR47 Pt 15 / IC RSS-Restricted Band

Pk - Peak detector

RMS - RMS detection

HE80 SU mode (ANT_2)

HORIZONTAL PEAK AND AVERAGE PLOT



HORIZONTAL DATA

Trace Markers

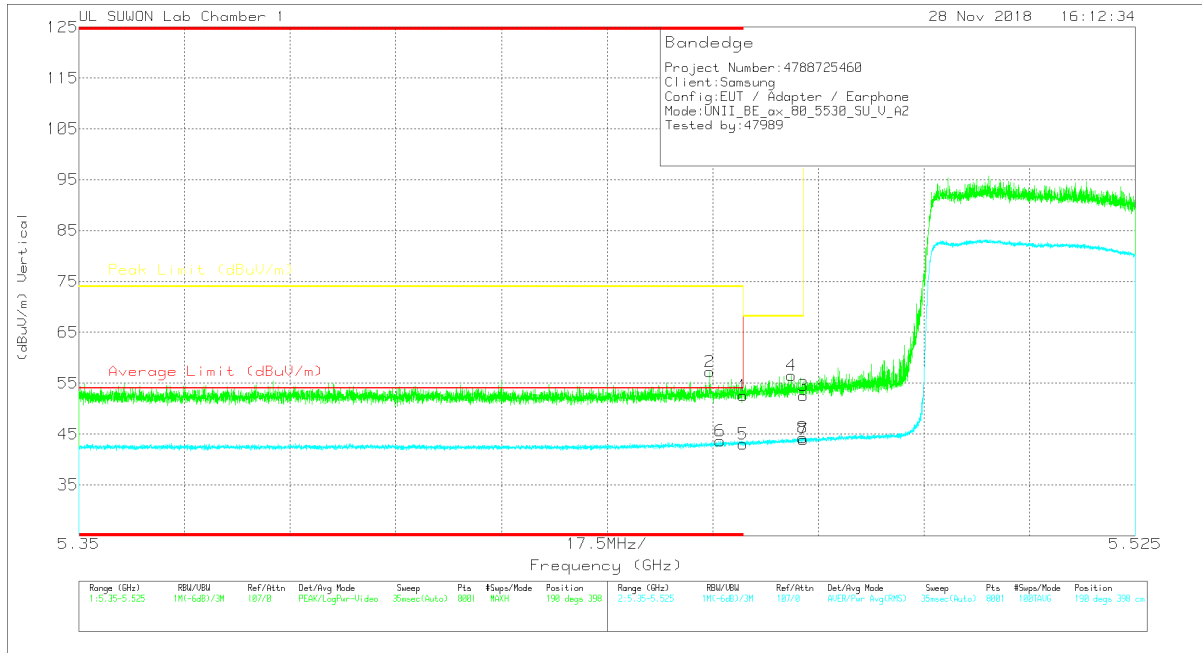
Marker	Frequency (GHz)	Meter Reading (dBuV)	Det	3117_D0168717	10dB(dB)	DC Corr (dB)	Corrected Reading (dBuV/m)	Average Limit (dBuV/m)	Margin (dB)	Peak Limit (dBuV/m)	PK Margin (dB)	Azimuth (Degs)	Height (cm)	Polarity
1	* 5.46	41.53	Pk	34.7	-21.4	0	54.83	-	-	74	-19.17	144	105	H
2	* 5.458	45.18	Pk	34.7	-21.5	0	58.38	-	-	74	-15.62	144	105	H
3	5.47	44.86	Pk	34.7	-21.4	0	58.16	-	-	68.2	-10.04	144	105	H
4	5.466	45.63	Pk	34.7	-21.4	0	58.93	-	-	68.2	-9.27	144	105	H
5	* 5.46	32.03	RMS	34.7	-21.5	.1	45.33	54	-8.67	-	-	144	105	H
6	* 5.46	32.75	RMS	34.7	-21.5	.1	46.05	54	-7.95	-	-	144	105	H
7	5.47	32.58	RMS	34.7	-21.5	.1	45.88	-	-	-	-	144	105	H
8	5.47	33.57	RMS	34.7	-21.5	.1	46.87	-	-	-	-	144	105	H

* - indicates frequency in CFR47 Pt 15 / IC RSS-Restricted Band

Pk - Peak detector

RMS - RMS detection

VERTICAL PEAK AND AVERAGE PLOT



VERTICAL DATA

Trace Markers

Marker	Frequency (GHz)	Meter Reading (dBuV)	Det	3117_00168717	10dB(dB)	DC Corr (dB)	Corrected Reading (dBuV/m)	Average Limit (dBuV/m)	Margin (dB)	Peak Limit (dBuV/m)	PK Margin (dB)	Azimuth (Degs)	Height (cm)	Polarity
1	* 5.46	39.26	Pk	34.7	-21.4	0	52.56	-	-	74	-21.44	190	398	V
2	* 5.454	43.92	Pk	34.7	-21.4	0	57.22	-	-	74	-16.78	190	398	V
3	5.47	39.28	Pk	34.7	-21.4	0	52.58	-	-	68.2	-15.62	190	398	V
4	5.468	43.17	Pk	34.7	-21.4	0	56.47	-	-	68.2	-11.73	190	398	V
5	* 5.46	29.77	RMS	34.7	-21.5	.1	43.07	54	-10.93	-	-	190	398	V
6	* 5.456	30.5	RMS	34.7	-21.6	.1	43.7	54	-10.3	-	-	190	398	V
7	5.47	30.61	RMS	34.7	-21.5	.1	43.91	-	-	-	-	190	398	V
8	5.47	30.99	RMS	34.7	-21.5	.1	44.29	-	-	-	-	190	398	V

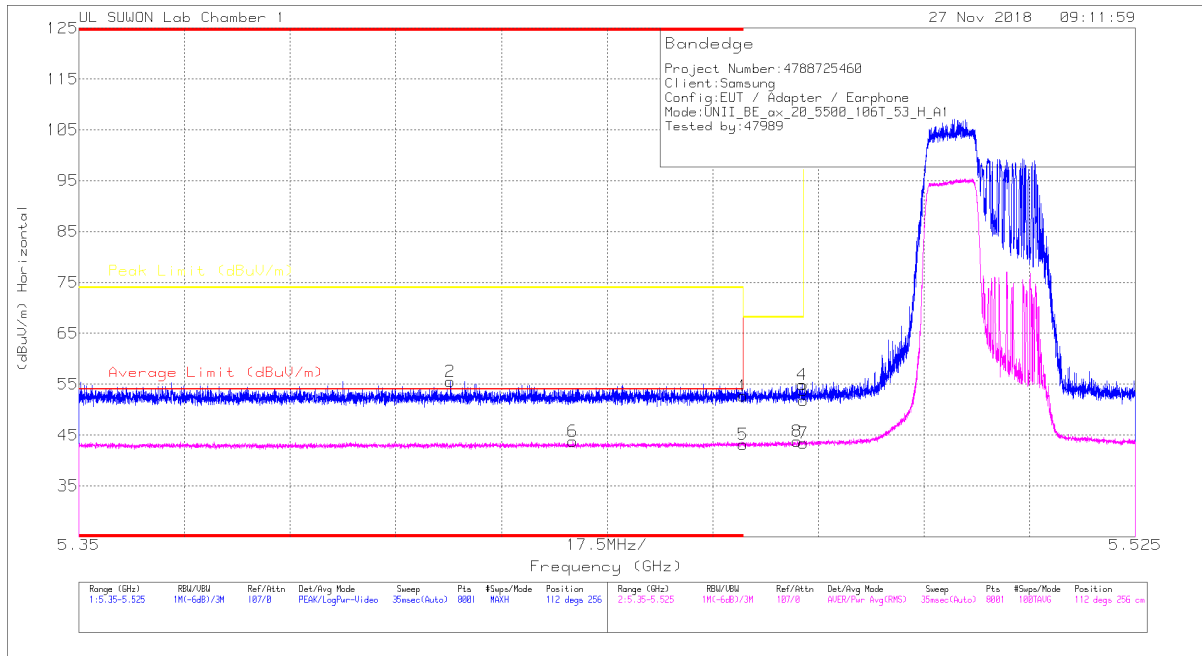
* - indicates frequency in CFR47 Pt 15 / IC RSS-Restricted Band

Pk - Peak detector

RMS - RMS detection

106T RU mode (ANT_1 / HE20 / RU offset 53)

HORIZONTAL PEAK AND AVERAGE PLOT



HORIZONTAL DATA

Trace Markers

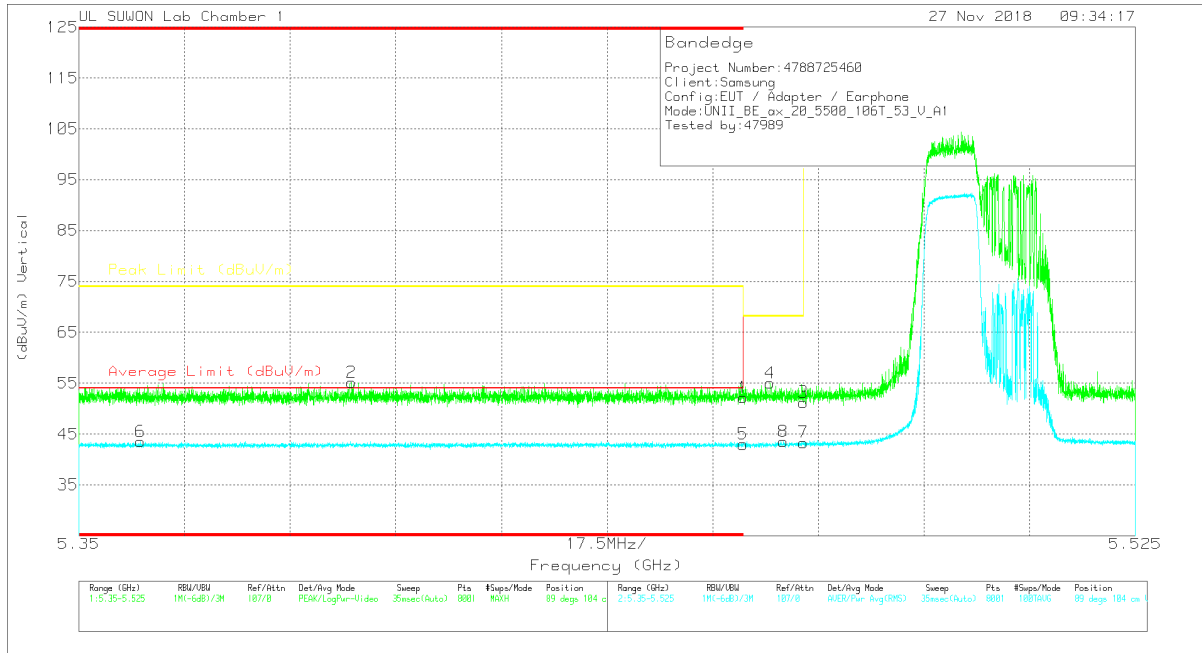
Marker	Frequency (GHz)	Meter Reading (dBuV)	Det	3117_00168717	10dB(dB)	DC Corr (dB)	Corrected Reading (dBuV/m)	Average Limit (dBuV/m)	Margin (dB)	Peak Limit (dBuV/m)	PK Margin (dB)	Azimuth (Degs)	Height (cm)	Polarity
1	* 5.46	39.38	Pk	34.7	-21.4	0	52.68	-	-	74	-21.32	112	256	H
2	* 5.412	42.45	Pk	34.7	-21.6	0	55.55	-	-	74	-18.45	112	256	H
3	5.47	38.55	Pk	34.7	-21.4	0	51.85	-	-	68.2	-16.35	112	256	H
4	5.47	41.57	Pk	34.7	-21.4	0	54.87	-	-	68.2	-13.33	112	256	H
5	* 5.46	29.5	RMS	34.7	-21.5	.45	43.15	54	-10.85	-	-	112	256	H
6	* 5.432	30.17	RMS	34.7	-21.6	.45	43.72	54	-10.28	-	-	112	256	H
7	5.47	29.75	RMS	34.7	-21.5	.45	43.4	-	-	-	-	112	256	H
8	5.469	30.25	RMS	34.7	-21.6	.45	43.8	-	-	-	-	112	256	H

* - indicates frequency in CFR47 Pt 15 / IC RSS-Restricted Band

Pk - Peak detector

RMS - RMS detection

VERTICAL PEAK AND AVERAGE PLOT



VERTICAL DATA

Trace Markers

Marker	Frequency (GHz)	Meter Reading (dBuV)	Det	3117_00168717	10dB[dB]	DC Corr (dB)	Corrected Reading (dBuV/m)	Average Limit (dBuV/m)	Margin (dB)	Peak Limit (dBuV/m)	PK Margin (dB)	Azimuth (Degs)	Height (cm)	Polarity
1	* 5.46	38.84	Pk	34.7	-21.4	0	52.14	-	-	74	-21.86	89	104	V
2	* 5.395	42.03	Pk	34.7	-21.6	0	55.13	-	-	74	-18.87	89	104	V
3	5.47	37.95	Pk	34.7	-21.4	0	51.25	-	-	68.2	-16.95	89	104	V
4	5.464	41.85	Pk	34.7	-21.5	0	55.05	-	-	68.2	-13.15	89	104	V
5	* 5.46	29.32	RMS	34.7	-21.5	.45	42.97	54	-11.03	-	-	89	104	V
6	* 5.36	30.08	RMS	34.7	-21.7	.45	43.53	54	-10.47	-	-	89	104	V
7	5.47	29.69	RMS	34.7	-21.5	.45	43.34	-	-	-	-	89	104	V
8	5.467	30.01	RMS	34.7	-21.6	.45	43.56	-	-	-	-	89	104	V

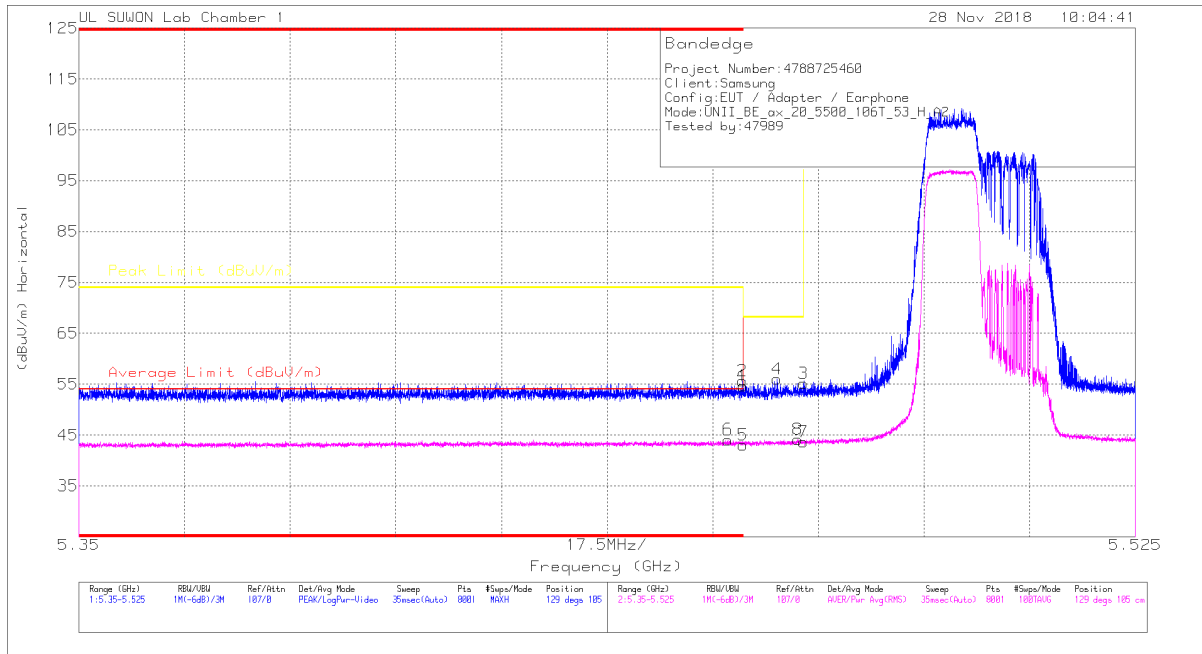
* - indicates frequency in CFR47 Pt 15 / IC RSS-Restricted Band

Pk - Peak detector

RMS - RMS detection

106T RU mode (ANT_2 / HE20 / RU offset 53)

HORIZONTAL PEAK AND AVERAGE PLOT



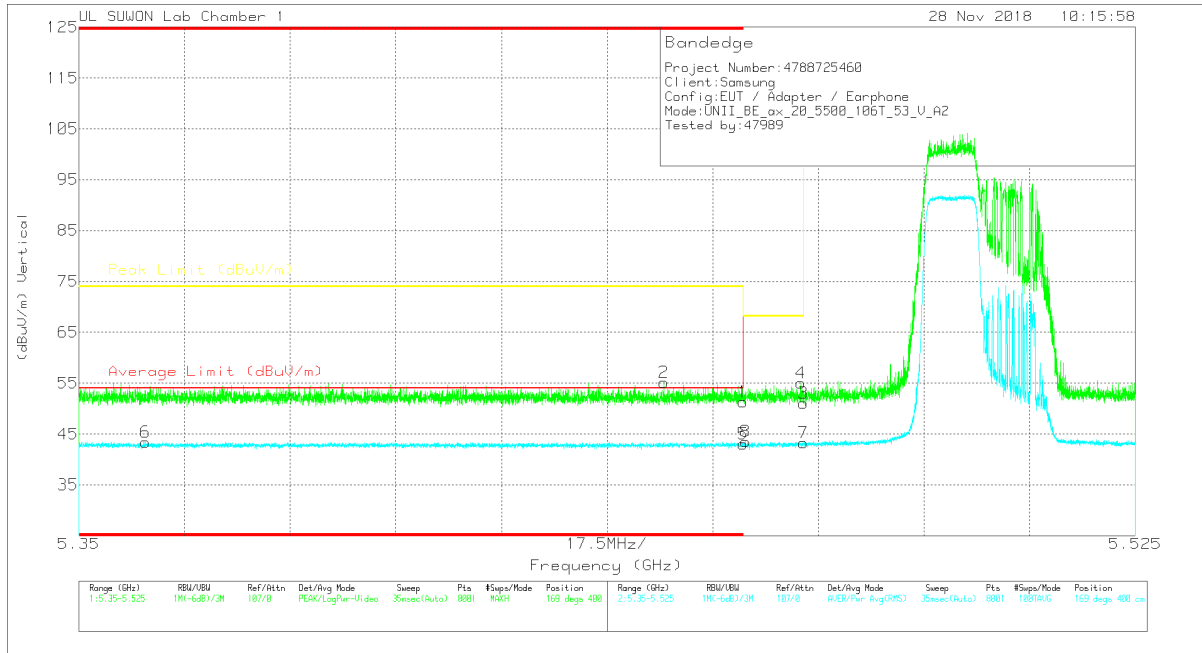
HORIZONTAL DATA

Trace Markers

Marker	Frequency (GHz)	Meter Reading (dBuV)	Det	3117_00168717	10dB(dB)	DC Corr (dB)	Corrected Reading (dBuV/m)	Average Limit (dBuV/m)	Margin (dB)	Peak Limit (dBuV/m)	PK Margin (dB)	Azimuth (Degs)	Height (cm)	Polarity
1	* 5.46	41.38	Pk	34.7	-21.4	0	54.68	-	-	74	-19.32	129	105	H
2	* 5.46	42.31	Pk	34.7	-21.4	0	55.61	-	-	74	-18.39	129	105	H
3	5.47	41.89	Pk	34.7	-21.4	0	55.19	-	-	68.2	-13.01	129	105	H
4	5.466	42.77	Pk	34.7	-21.4	0	56.07	-	-	68.2	-12.13	129	105	H
5	* 5.46	29.39	RMS	34.7	-21.5	.45	43.04	54	-10.96	-	-	129	105	H
6	* 5.457	30.53	RMS	34.7	-21.6	.45	44.08	54	-9.92	-	-	129	105	H
7	5.47	29.96	RMS	34.7	-21.5	.45	43.61	-	-	-	-	129	105	H
8	5.469	30.57	RMS	34.7	-21.6	.45	44.12	-	-	-	-	129	105	H

* - indicates frequency in CFR47 Pt 15 / IC RSS-Restricted Band
 Pk - Peak detector
 RMS - RMS detection

VERTICAL PEAK AND AVERAGE PLOT



VERTICAL DATA

Trace Markers

Marker	Frequency (GHz)	Meter Reading (dBuV)	Det	3117_00168717	10dB(dB)	DC Corr (dB)	Corrected Reading (dBuV/m)	Average Limit (dBuV/m)	Margin (dB)	Peak Limit (dBuV/m)	PK Margin (dB)	Azimuth (Degs)	Height (cm)	Polarity
1	* 5.46	38	PK	34.7	-21.4	0	51.3	-	-	74	-22.7	169	400	V
2	* 5.447	41.92	PK	34.7	-21.5	0	55.12	-	-	74	-18.88	169	400	V
3	5.47	37.75	PK	34.7	-21.4	0	51.05	-	-	68.2	-17.15	169	400	V
4	5.47	41.78	PK	34.7	-21.4	0	55.08	-	-	68.2	-13.12	169	400	V
5	* 5.46	29.37	RMS	34.7	-21.5	.45	43.02	54	-10.98	-	-	169	400	V
6	* 5.361	30	RMS	34.7	-21.7	.45	43.45	54	-10.55	-	-	169	400	V
7	5.47	29.6	RMS	34.7	-21.5	.45	43.25	-	-	-	-	169	400	V
8	5.46	30	RMS	34.7	-21.6	.45	43.55	-	-	-	-	169	400	V

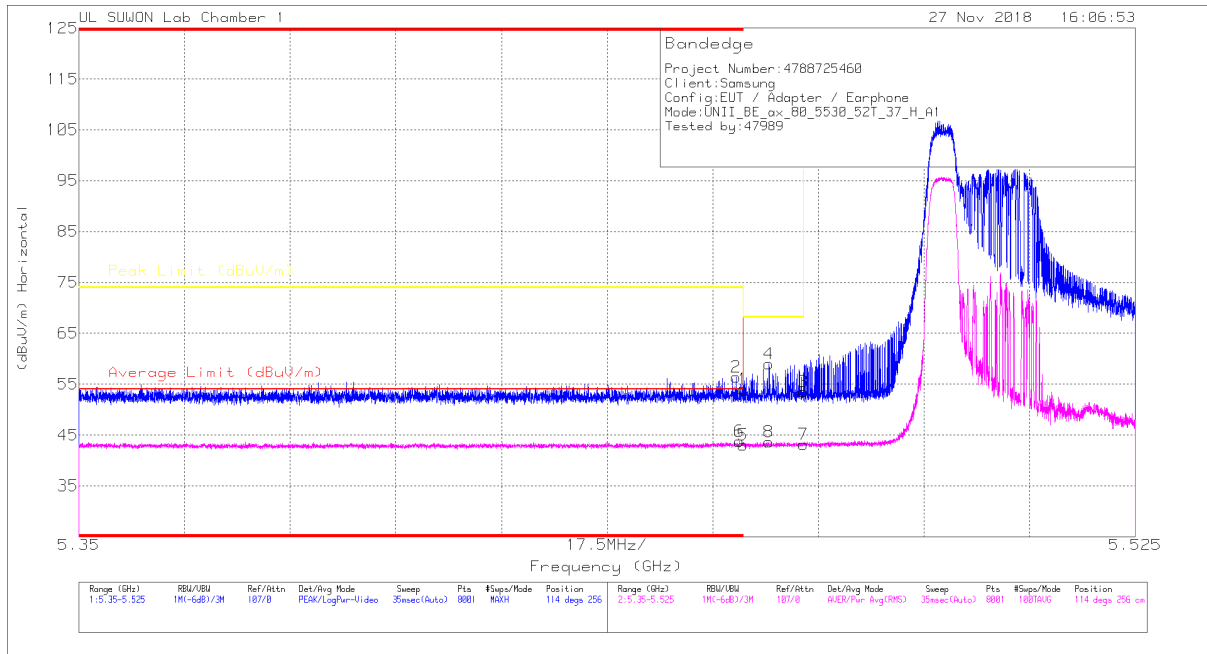
* - indicates frequency in CFR47 Pt 15 / IC RSS-Restricted Band

PK - Peak detector

RMS - RMS detection

52T RU mode (ANT_1 / HE80 / RU offset 37)

HORIZONTAL PEAK AND AVERAGE PLOT



HORIZONTAL DATA

Trace Markers

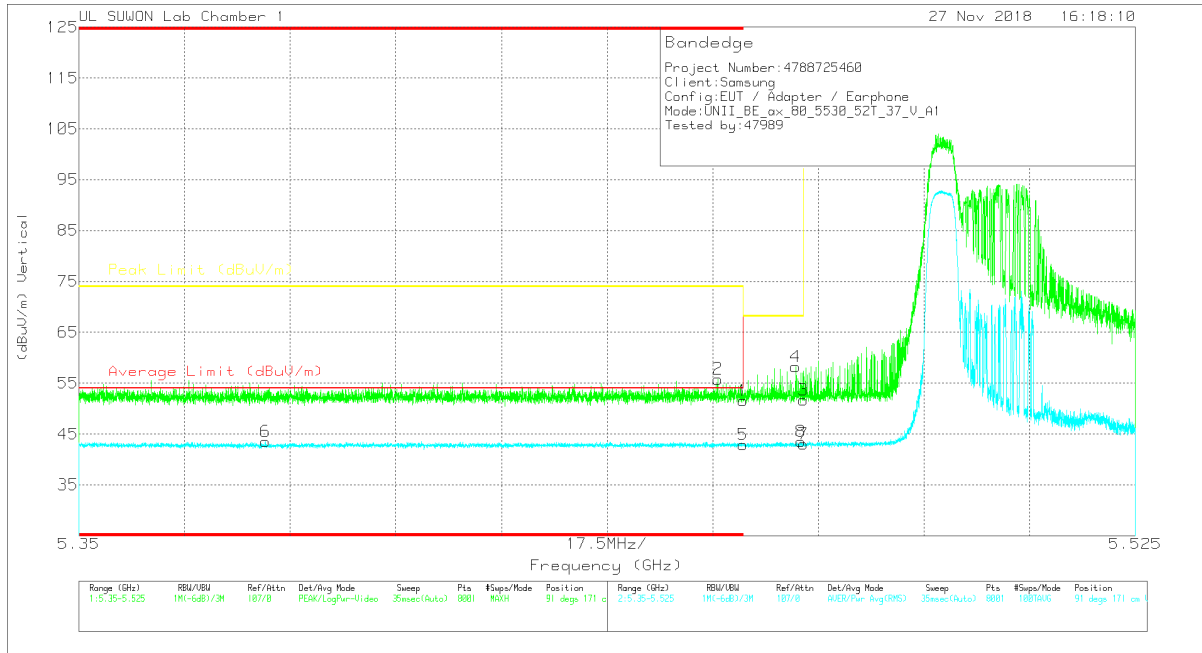
Marker	Frequency (GHz)	Meter Reading (dBuV)	Det	3117_00168717	10dB(dB)	DC Corr (dB)	Corrected Reading (dBuV/m)	Average Limit (dBuV/m)	Margin (dB)	Peak Limit (dBuV/m)	PK Margin (dB)	Asimuth (Degs)	Height (cm)	Polarity
1	* 5.46	40.74	Pk	34.7	-21.4	0	54.04	-	-	74	-19.96	114	256	H
2	* 5.459	43.13	Pk	34.7	-21.4	0	56.43	-	-	74	-17.57	114	256	H
3	5.47	40.24	Pk	34.7	-21.4	0	53.54	-	-	68.2	-14.66	114	256	H
4	5.464	45.73	Pk	34.7	-21.5	0	58.93	-	-	68.2	-9.27	114	256	H
5	* 5.46	29.4	RMS	34.7	-21.5	.48	43.08	54	-10.92	-	-	114	256	H
6	* 5.459	30.13	RMS	34.7	-21.5	.48	43.81	54	-10.19	-	-	114	256	H
7	5.47	29.42	RMS	34.7	-21.5	.48	43.1	-	-	-	-	114	256	H
8	5.464	30.07	RMS	34.7	-21.6	.48	43.65	-	-	-	-	114	256	H

* - indicates frequency in CFR47 Pt 15 / IC RSS-Restricted Band

Pk - Peak detector

RMS - RMS detection

VERTICAL PEAK AND AVERAGE PLOT



VERTICAL DATA

Trace Markers

Marker	Frequency (GHz)	Meter Reading (dBuV)	Det	3117_00168717	10dB[dB]	DC Corr (dB)	Corrected Reading (dBuV/m)	Average Limit (dBuV/m)	Margin (dB)	Peak Limit (dBuV/m)	PK Margin (dB)	Azimuth (Degs)	Height (cm)	Polarity
1	* 5.46	38.21	Pk	34.7	-21.4	0	51.51	-	-	74	-22.49	91	171	V
2	* 5.456	42.53	Pk	34.7	-21.4	0	55.83	-	-	74	-18.17	91	171	V
3	5.47	38.41	Pk	34.7	-21.4	0	51.71	-	-	68.2	-16.49	91	171	V
4	5.469	44.95	Pk	34.7	-21.4	0	58.25	-	-	68.2	-9.95	91	171	V
5	* 5.46	29.21	RMS	34.7	-21.5	.48	42.89	54	-11.11	-	-	91	171	V
6	* 5.381	29.93	RMS	34.7	-21.6	.48	43.51	54	-10.49	-	-	91	171	V
7	5.47	29.39	RMS	34.7	-21.5	.48	43.07	-	-	-	-	91	171	V
8	5.47	29.87	RMS	34.7	-21.5	.48	43.55	-	-	-	-	91	171	V

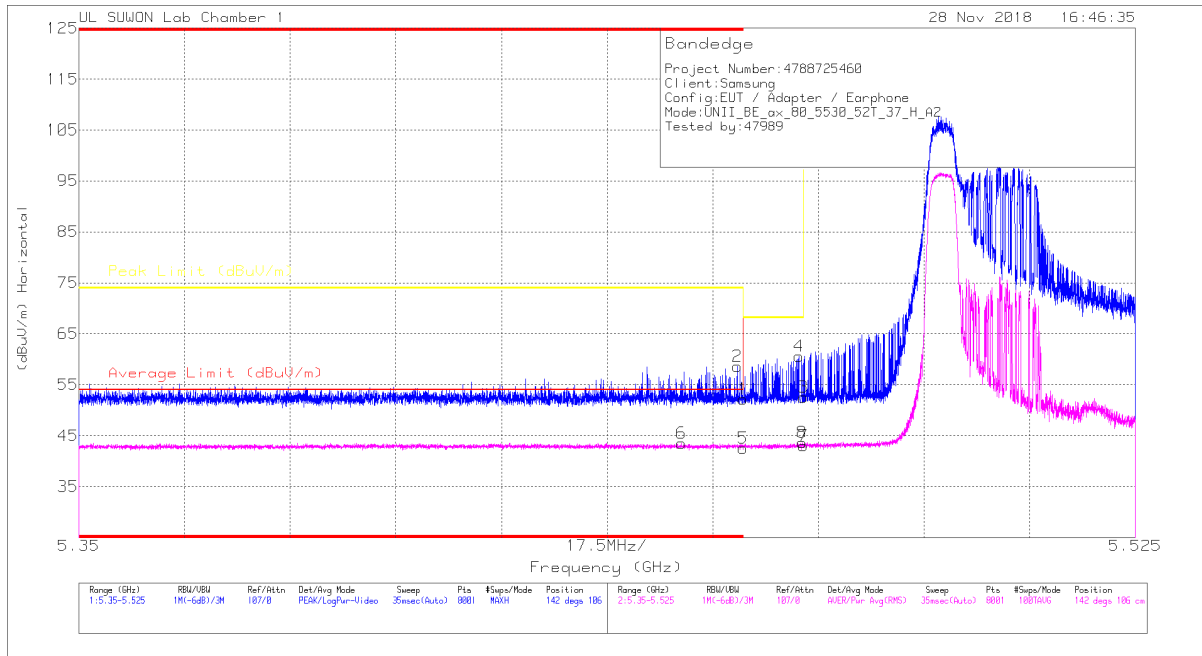
* - indicates frequency in CFR47 Pt 15 / IC RSS-Restricted Band

Pk - Peak detector

RMS - RMS detection

52T RU mode (ANT_2 / HE80 / RU offset 37)

HORIZONTAL PEAK AND AVERAGE PLOT



HORIZONTAL DATA

Trace Markers

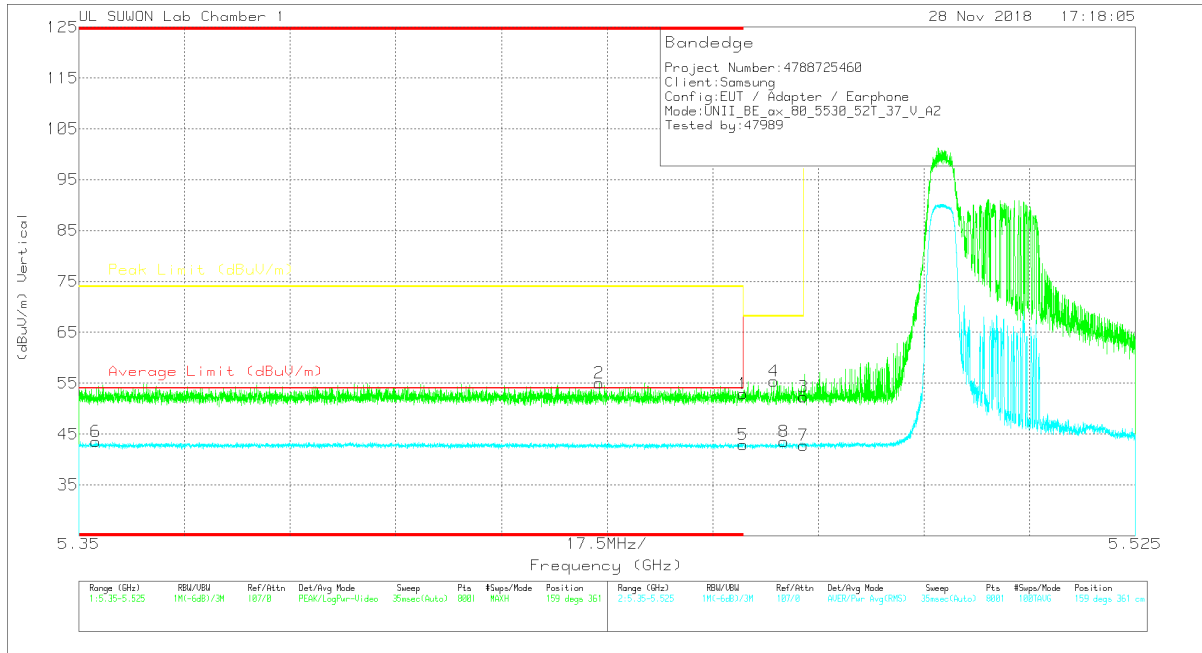
Marker	Frequency (GHz)	Meter Reading (dBuV)	Det	3117_00168717	10dB(dB)	DC Corr (dB)	Corrected Reading (dBuV/m)	Average Limit (dBuV/m)	Margin (dB)	Peak Limit (dBuV/m)	PK Margin (dB)	Asimuth (Degs)	Height (cm)	Polarity
1	* 5.46	38.9	Pk	34.7	-21.4	0	52.2	-	-	74	-21.8	142	106	H
2	* 5.459	45.37	Pk	34.7	-21.4	0	58.67	-	-	74	-15.33	142	106	H
3	5.47	39.29	Pk	34.7	-21.4	0	52.59	-	-	68.2	-15.61	142	106	H
4	5.469	47.32	Pk	34.7	-21.4	0	60.62	-	-	68.2	-7.58	142	106	H
5	* 5.46	28.83	RMS	34.7	-21.5	.48	42.51	54	-11.49	-	-	142	106	H
6	* 5.45	29.9	RMS	34.7	-21.5	.48	43.58	54	-10.42	-	-	142	106	H
7	5.47	29.36	RMS	34.7	-21.5	.48	43.04	-	-	-	-	142	106	H
8	5.47	29.92	RMS	34.7	-21.5	.48	43.6	-	-	-	-	142	106	H

* - indicates frequency in CFR47 Pt 15 / IC RSS-Restricted Band

Pk - Peak detector

RMS - RMS detection

VERTICAL PEAK AND AVERAGE PLOT



VERTICAL DATA

Trace Markers

Marker	Frequency (GHz)	Meter Reading (dBuV)	Det	3117_00168717	10dB(dB)	DC Corr (dB)	Corrected Reading (dBuV/m)	Average Limit (dBuV/m)	Margin (dB)	Peak Limit (dBuV/m)	PK Margin (dB)	Azimuth (Degs)	Height (cm)	Polarity
1	* 5.46	39.62	Pk	34.7	-21.4	0	52.92	-	-	74	-21.08	159	361	V
2	* 5.436	41.82	Pk	34.7	-21.5	0	55.02	-	-	74	-18.98	159	361	V
3	5.47	39.05	Pk	34.7	-21.4	0	52.35	-	-	68.2	-15.85	159	361	V
4	5.465	42.13	Pk	34.7	-21.4	0	55.43	-	-	68.2	-12.77	159	361	V
5	* 5.46	29.18	RMS	34.7	-21.5	.48	42.86	54	-11.14	-	-	159	361	V
6	* 5.353	30.07	RMS	34.7	-21.7	.48	43.55	54	-10.45	-	-	159	361	V
7	5.47	29.12	RMS	34.7	-21.5	.48	42.8	-	-	-	-	159	361	V
8	5.467	29.9	RMS	34.7	-21.6	.48	43.48	-	-	-	-	159	361	V

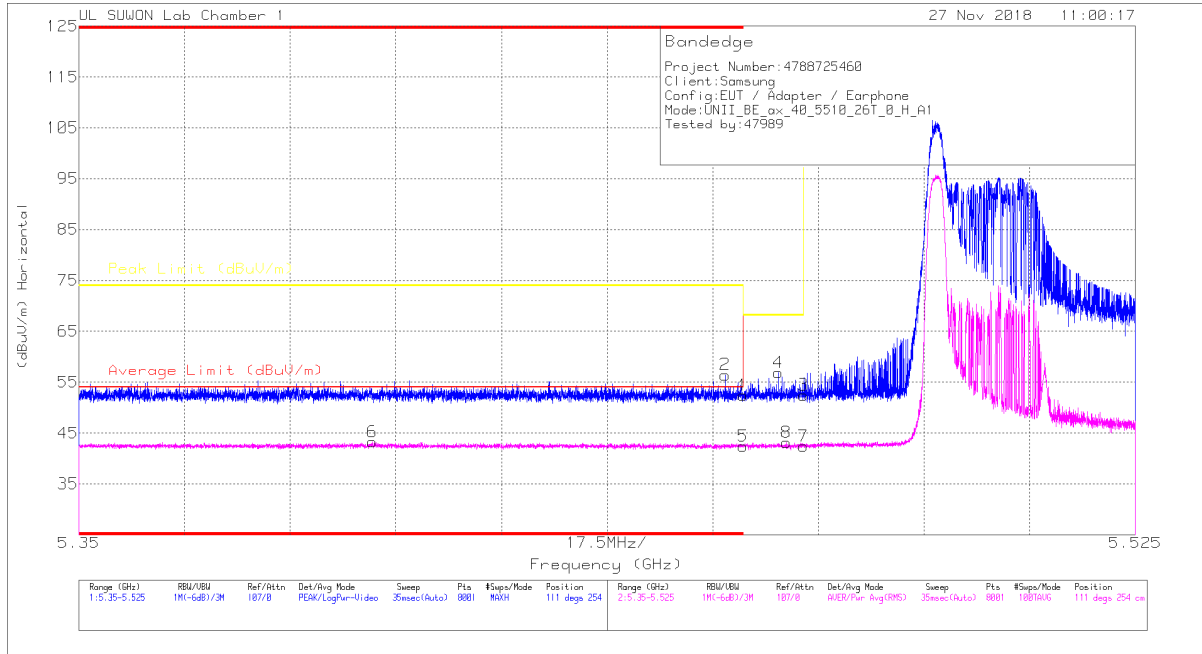
* - indicates frequency in CFR47 Pt 15 / IC RSS-Restricted Band

Pk - Peak detector

RMS - RMS detection

26T RU mode (ANT_1 / HE40 / RU offset 0)

HORIZONTAL PEAK AND AVERAGE PLOT



HORIZONTAL DATA

Trace Markers

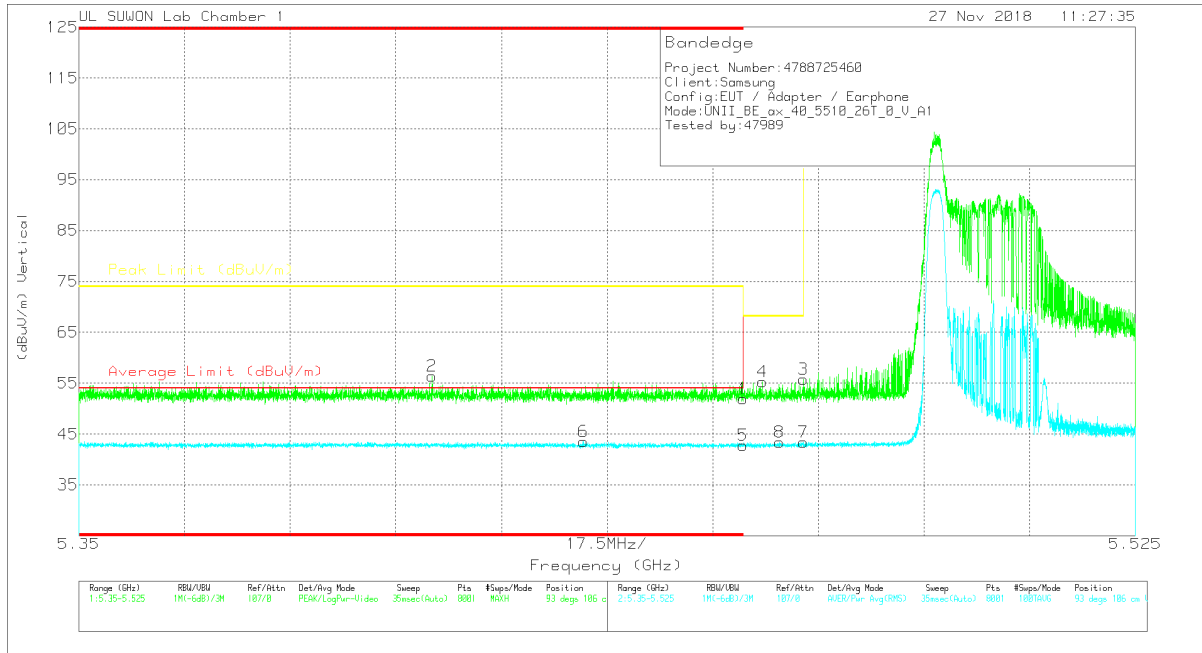
Marker	Frequency (GHz)	Meter Reading (dBuV)	Det	3117_00168717	10dB(dB)	DC Corr (dB)	Corrected Reading (dBuV/m)	Average Limit (dBuV/m)	Margin (dB)	Peak Limit (dBuV/m)	PK Margin (dB)	Asimuth (Degs)	Height (cm)	Polarity
1	* 5.46	39.08	Pk	34.7	-21.4	0	52.38	-	-	74	-21.62	111	254	H
2	* 5.457	43.15	Pk	34.7	-21.4	0	56.45	-	-	74	-17.55	111	254	H
3	5.47	39.19	Pk	34.7	-21.4	0	52.49	-	-	68.2	-15.71	111	254	H
4	5.466	43.6	Pk	34.7	-21.4	0	56.9	-	-	68.2	-11.3	111	254	H
5	* 5.46	29.11	RMS	34.7	-21.5	.49	42.8	54	-11.2	-	-	111	254	H
6	* 5.399	30.17	RMS	34.7	-21.7	.49	43.66	54	-10.34	-	-	111	254	H
7	5.47	29.16	RMS	34.7	-21.5	.49	42.85	-	-	-	-	111	254	H
8	5.467	29.91	RMS	34.7	-21.6	.49	43.5	-	-	-	-	111	254	H

* - indicates frequency in CFR47 Pt 15 / IC RSS-Restricted Band

Pk - Peak detector

RMS - RMS detection

VERTICAL PEAK AND AVERAGE PLOT



VERTICAL DATA

Trace Markers

Marker	Frequency (GHz)	Meter Reading (dBuV)	Det	3117_00168717	10dB[dB]	DC Corr (dB)	Corrected Reading (dBuV/m)	Average Limit (dBuV/m)	Margin (dB)	Peak Limit (dBuV/m)	PK Margin (dB)	Azimuth (Degs)	Height (cm)	Polarity
1	* 5.46	38.66	PK	34.7	-21.4	0	51.96	-	-	74	-22.04	93	106	V
2	* 5.408	43.18	PK	34.7	-21.5	0	56.38	-	-	74	-17.62	93	106	V
3	5.47	42.52	PK	34.7	-21.4	0	55.82	-	-	68.2	-12.38	93	106	V
4	5.463	42.05	PK	34.7	-21.5	0	55.25	-	-	68.2	-12.95	93	106	V
5	* 5.46	29.12	RMS	34.7	-21.5	.49	42.81	54	-11.19	-	-	93	106	V
6	* 5.434	29.91	RMS	34.7	-21.6	.49	43.5	54	-10.5	-	-	93	106	V
7	5.47	29.71	RMS	34.7	-21.5	.49	43.4	-	-	-	-	93	106	V
8	5.466	29.84	RMS	34.7	-21.6	.49	43.43	-	-	-	-	93	106	V

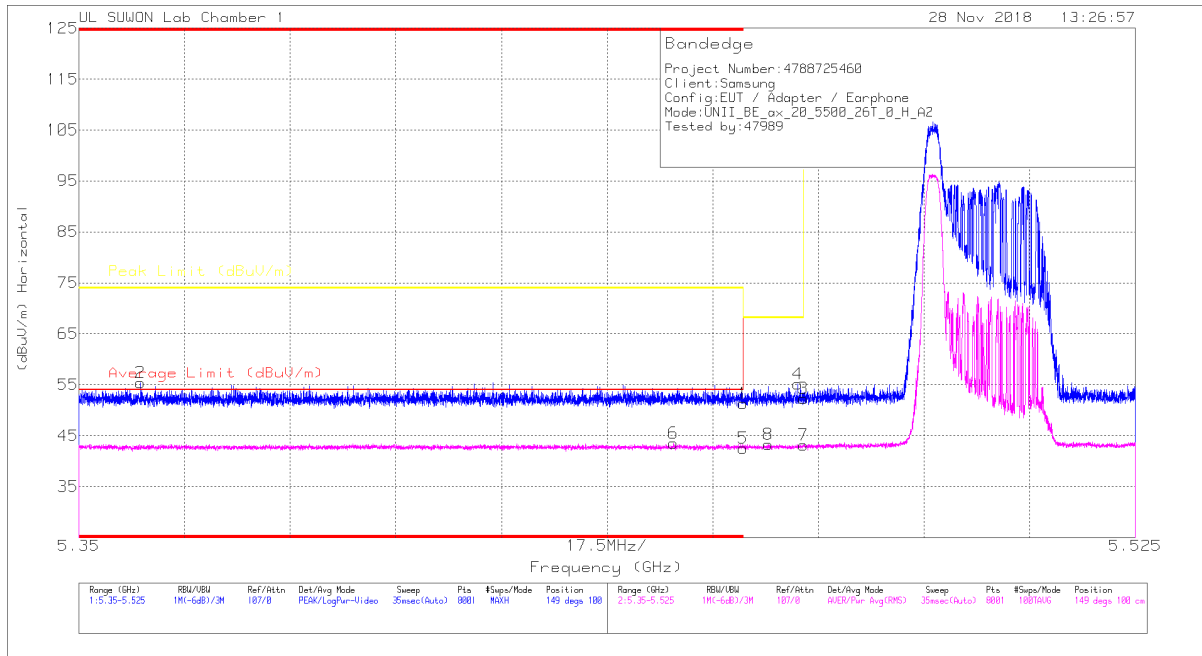
* - indicates frequency in CFR47 Pt 15 / IC RSS-Restricted Band

PK - Peak detector

RMS - RMS detection

26T RU mode (ANT_2 / HE20 / RU offset 0)

HORIZONTAL PEAK AND AVERAGE PLOT



HORIZONTAL DATA

Trace Markers

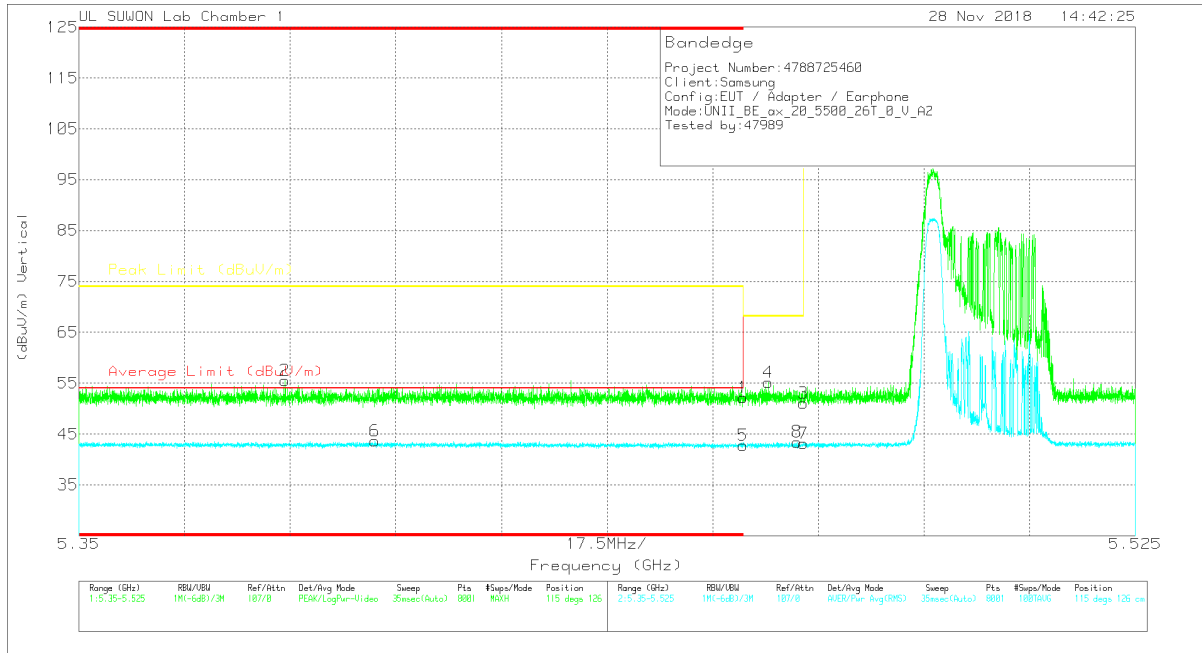
Marker	Frequency (GHz)	Meter Reading (dBuV)	Det	3117_00168717	10dB(dB)	DC Corr (dB)	Corrected Reading (dBuV/m)	Average Limit (dBuV/m)	Margin (dB)	Peak Limit (dBuV/m)	PK Margin (dB)	Asimuth (Degs)	Height (cm)	Polarity
1	* 5.46	37.99	Pk	34.7	-21.4	0	51.29	-	-	74	-22.71	149	100	H
2	* 5.36	42.35	Pk	34.7	-21.6	0	55.45	-	-	74	-18.55	149	100	H
3	5.47	39.04	Pk	34.7	-21.4	0	52.34	-	-	68.2	-15.86	149	100	H
4	5.469	41.81	Pk	34.7	-21.4	0	55.11	-	-	68.2	-13.09	149	100	H
5	* 5.46	28.89	RMS	34.7	-21.5	.5	42.59	54	-11.41	-	-	149	100	H
6	* 5.449	29.81	RMS	34.7	-21.5	.5	43.51	54	-10.49	-	-	149	100	H
7	5.47	29.42	RMS	34.7	-21.5	.5	43.12	-	-	-	-	149	100	H
8	5.464	29.7	RMS	34.7	-21.6	.5	43.3	-	-	-	-	149	100	H

* - indicates frequency in CFR47 Pt 15 / IC RSS-Restricted Band

Pk - Peak detector

RMS - RMS detection

VERTICAL PEAK AND AVERAGE PLOT



VERTICAL DATA

Trace Markers

Marker	Frequency (GHz)	Meter Reading (dBuV)	Det	3117_00168717	10dB[dB]	DC Corr (dB)	Corrected Reading (dBuV/m)	Average Limit (dBuV/m)	Margin (dB)	Peak Limit (dBuV/m)	PK Margin (dB)	Azimuth (Degs)	Height (cm)	Polarity
1	* 5.46	38.93	Pk	34.7	-21.4	0	52.23	-	-	74	-21.77	115	126	V
2	* 5.384	42.32	Pk	34.7	-21.5	0	55.52	-	-	74	-18.48	115	126	V
3	5.47	37.78	Pk	34.7	-21.4	0	51.08	-	-	68.2	-17.12	115	126	V
4	5.464	41.95	Pk	34.7	-21.5	0	55.15	-	-	68.2	-13.05	115	126	V
5	* 5.46	29.04	RMS	34.7	-21.5	.5	42.74	54	-11.26	-	-	115	126	V
6	* 5.399	30.02	RMS	34.7	-21.6	.5	43.62	54	-10.38	-	-	115	126	V
7	5.47	29.49	RMS	34.7	-21.5	.5	43.19	-	-	-	-	115	126	V
8	5.469	29.86	RMS	34.7	-21.6	.5	43.46	-	-	-	-	115	126	V

* - indicates frequency in CFR47 Pt 15 / IC RSS-Restricted Band

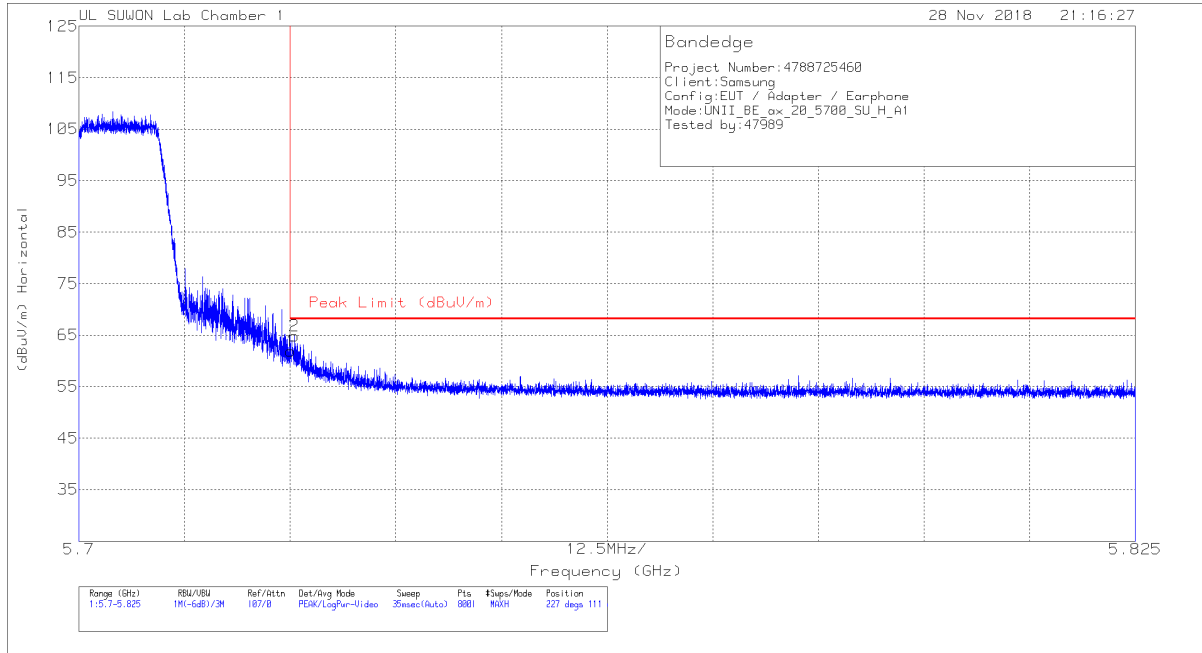
Pk - Peak detector

RMS - RMS detection

AUTHORIZED BANDEGE (HIGH CHANNEL)

HE20 SU mode (ANT_1)

HORIZONTAL PEAK PLOT



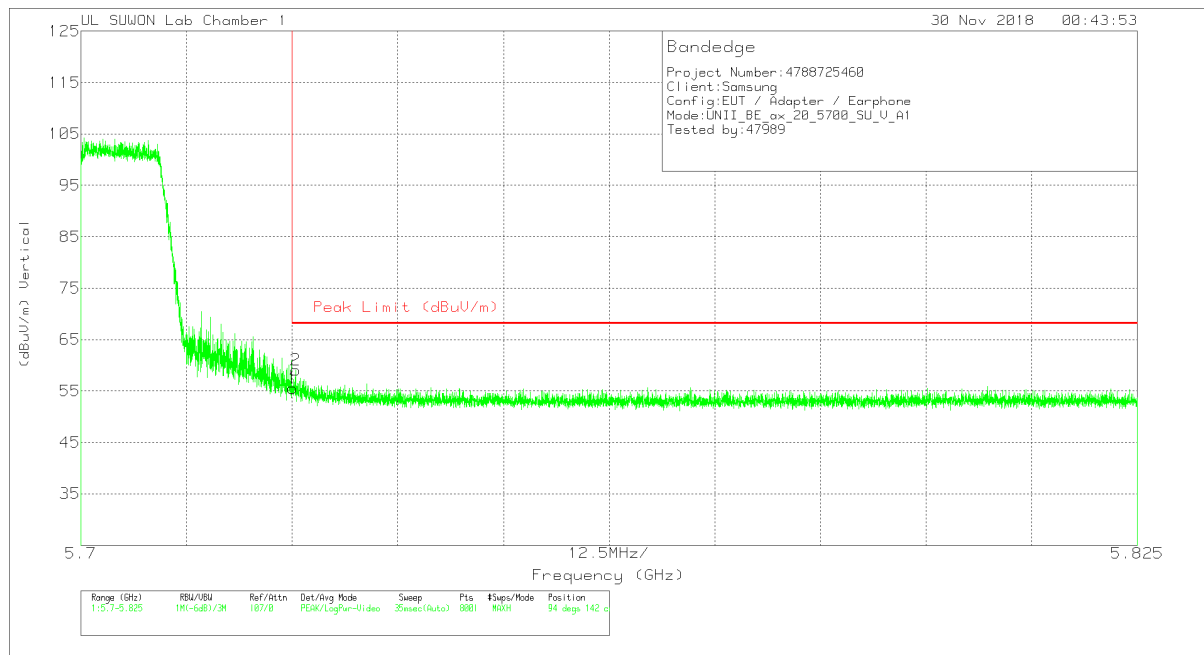
HORIZONTAL DATA

Trace Markers

Marker	Frequency (GHz)	Meter Reading (dBuV)	Det	3117_00168717	10dB[dB]	DC Corr (dB)	Corrected Reading (dBuV/m)	Peak Limit (dBuV/m)	PK Margin (dB)	Azimuth (Degs)	Height (cm)	Polarity
1	5.725	48.2	Pk	34.8	-21.1	0	61.9	68.2	-6.3	227	111	H
2	5.725	51.13	Pk	34.8	-21.1	0	64.83	68.2	-3.37	227	111	H

Pk - Peak detector

VERTICAL PEAK PLOT



VERTICAL DATA

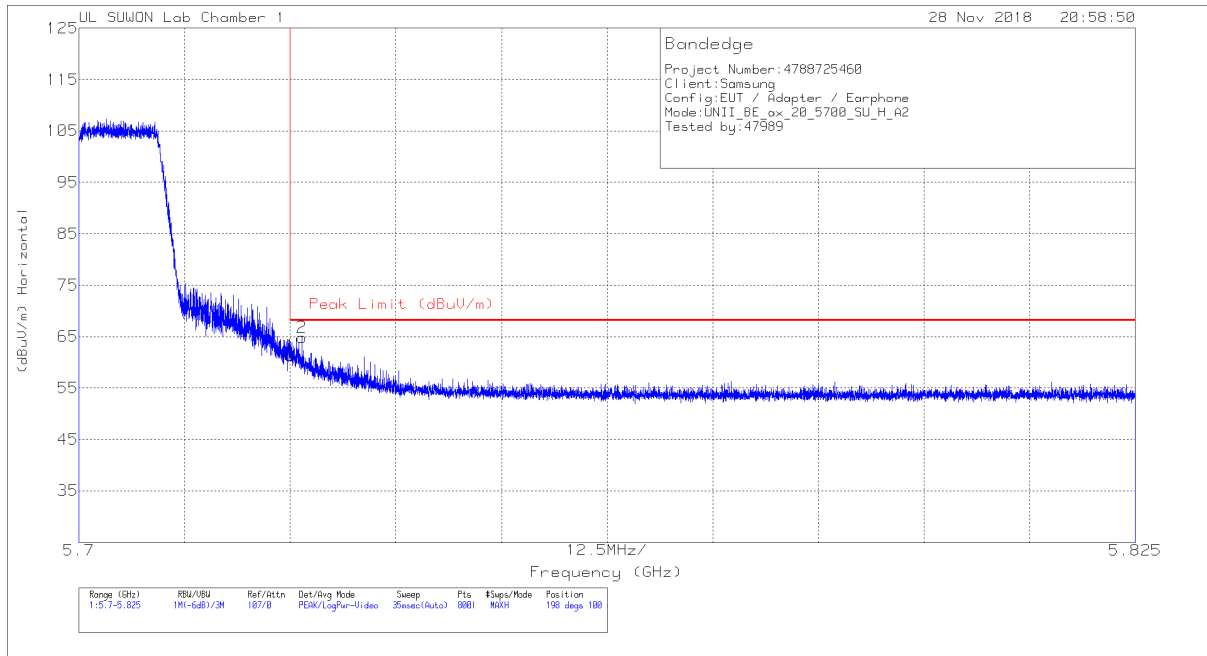
Trace Markers

Marker	Frequency (GHz)	Meter Reading (dBuV)	Det	3117_00168717	10dB[dB]	DC Corr (dB)	Corrected Reading (dBuV/m)	Peak Limit (dBuV/m)	PK Margin (dB)	Azimuth (Degs)	Height (cm)	Polarity
1	5.725	41.82	Pk	34.8	-21.1	0	55.52	68.2	-12.68	94	142	V
2	5.725	45.37	Pk	34.8	-21.1	0	59.07	68.2	-9.13	94	142	V

Pk - Peak detector

HE20 SU mode (ANT_2)

HORIZONTAL PEAK PLOT



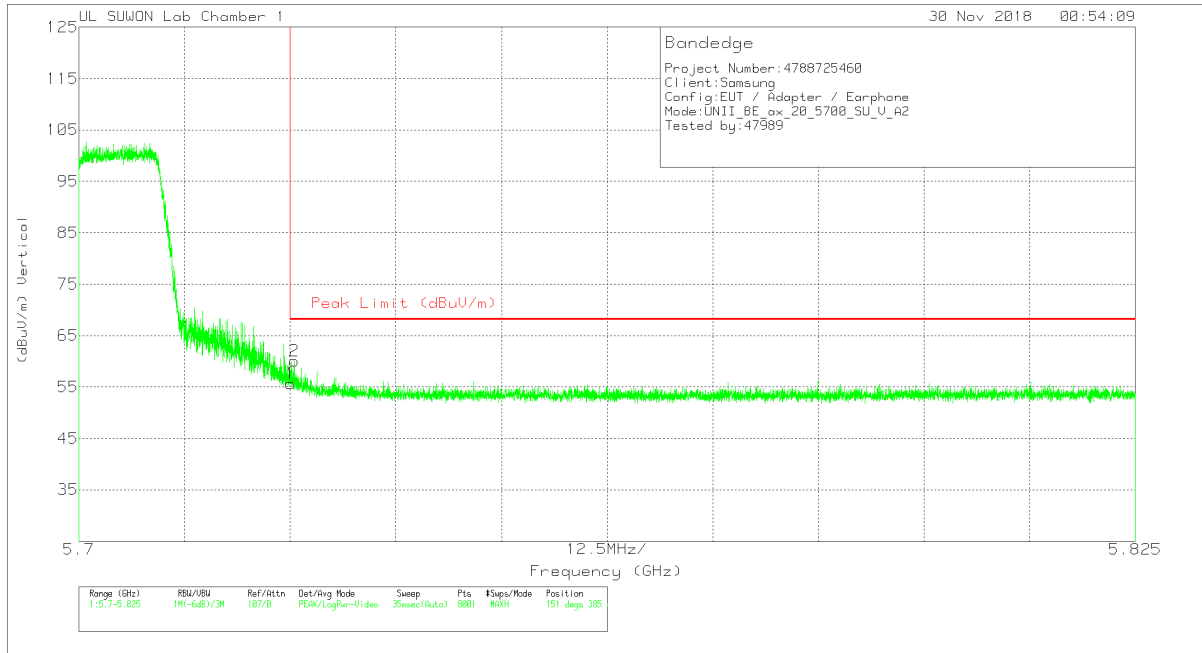
HORIZONTAL DATA

Trace Markers

Marker	Frequency (GHz)	Meter Reading (dBuV)	Det	3117_00168717	10dB[dB]	DC Corr (dB)	Corrected Reading (dBuV/m)	Peak Limit (dBuV/m)	PK Margin (dB)	Azimuth (Degs)	Height (cm)	Polarity
1	5.725	47.54	Pk	34.8	-21.1	0	61.24	68.2	-6.96	198	100	H
2	5.726	51.18	Pk	34.8	-21.1	0	64.88	68.2	-3.32	198	100	H

Pk - Peak detector

VERTICAL PEAK PLOT



VERTICAL DATA

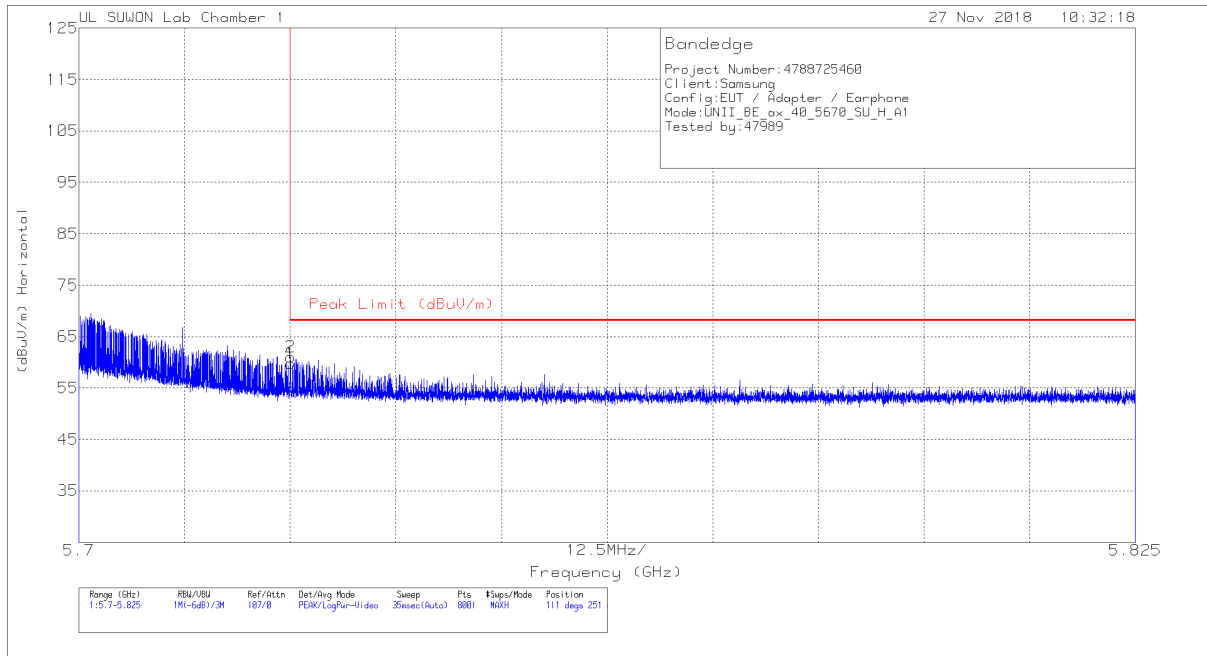
Trace Markers

Marker	Frequency (GHz)	Meter Reading (dBuV)	Det	3117_00168717	10dB[dB]	DC Corr (dB)	Corrected Reading (dBuV/m)	Peak Limit (dBuV/m)	PK Margin (dB)	Azimuth (Degs)	Height (cm)	Polarity
1	5.725	41.98	Pk	34.8	-21.1	0	55.68	68.2	-12.52	151	385	V
2	5.725	46.38	Pk	34.8	-21.1	0	60.08	68.2	-8.12	151	385	V

Pk - Peak detector

HE40 SU mode (ANT_1)

HORIZONTAL PEAK PLOT



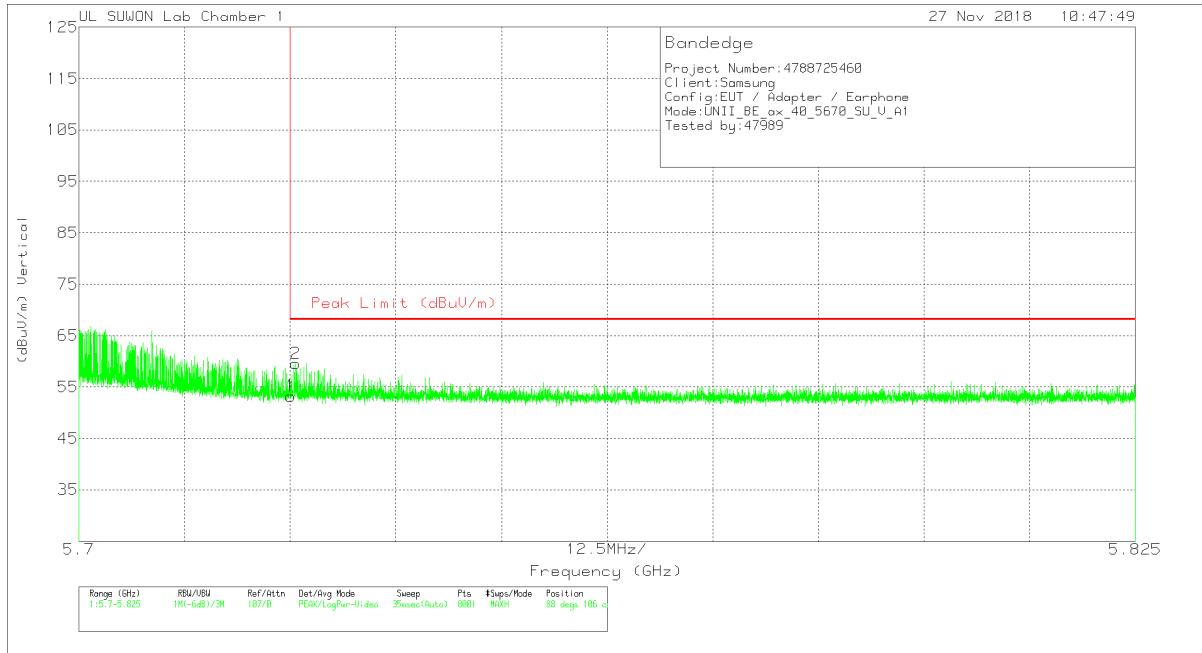
HORIZONTAL DATA

Trace Markers

Marker	Frequency (GHz)	Meter Reading (dBuV)	Det	3117_00168717	10dB[dB]	DC Corr (dB)	Corrected Reading (dBuV/m)	Peak Limit (dBuV/m)	PK Margin (dB)	Azimuth (Degs)	Height (cm)	Polarity
1	5.725	46.12	Pk	34.8	-21.1	0	59.82	68.2	-8.38	111	251	H
2	5.725	47.38	Pk	34.8	-21.1	0	61.08	68.2	-7.12	111	251	H

Pk - Peak detector

VERTICAL PEAK PLOT



VERTICAL DATA

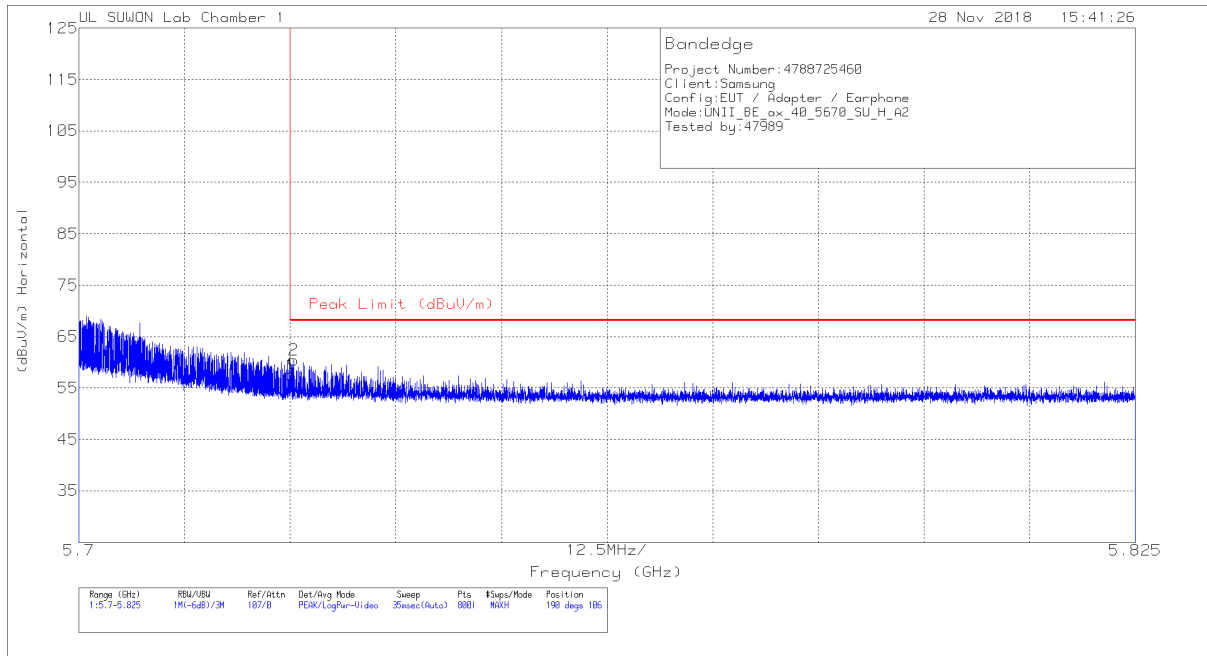
Trace Markers

Marker	Frequency (GHz)	Meter Reading (dBuV)	Det	3117_00168717	10dB[dB]	DC Corr (dB)	Corrected Reading (dBuV/m)	Peak Limit (dBuV/m)	PK Margin (dB)	Azimuth (Degs)	Height (cm)	Polarity
1	5.725	39.57	Pk		-21.1	0	53.27	68.2	-14.93	88	106	V
2	5.726	45.91	Pk		-21.1	0	59.61	68.2	-8.59	88	106	V

Pk - Peak detector

HE40 SU mode (ANT_2)

HORIZONTAL PEAK PLOT



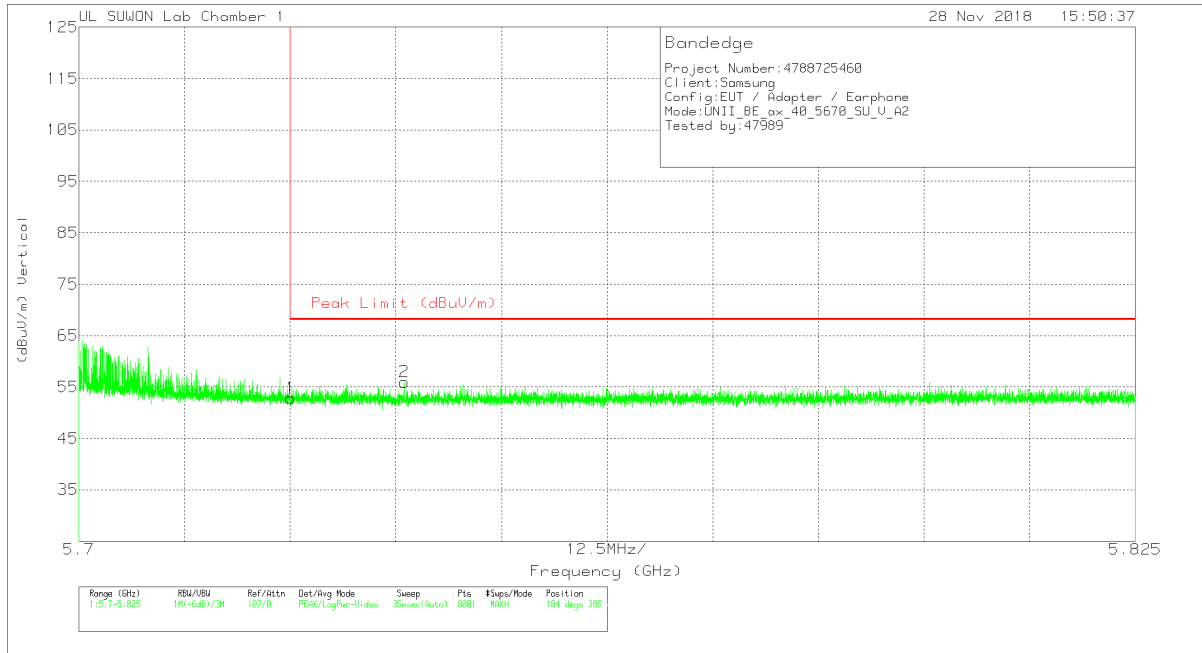
HORIZONTAL DATA

Trace Markers

Marker	Frequency (GHz)	Meter Reading (dBuV)	Det	3117_00168717	10dB[dB]	DC Corr (dB)	Corrected Reading (dBuV/m)	Peak Limit (dBuV/m)	PK Margin (dB)	Azimuth (Degs)	Height (cm)	Polarity
1	5.725	43.94	Pk	34.8	-21.1	0	57.64	68.2	-10.56	190	106	H
2	5.725	46.75	Pk	34.8	-21.1	0	60.45	68.2	-7.75	190	106	H

Pk - Peak detector

VERTICAL PEAK PLOT



VERTICAL DATA

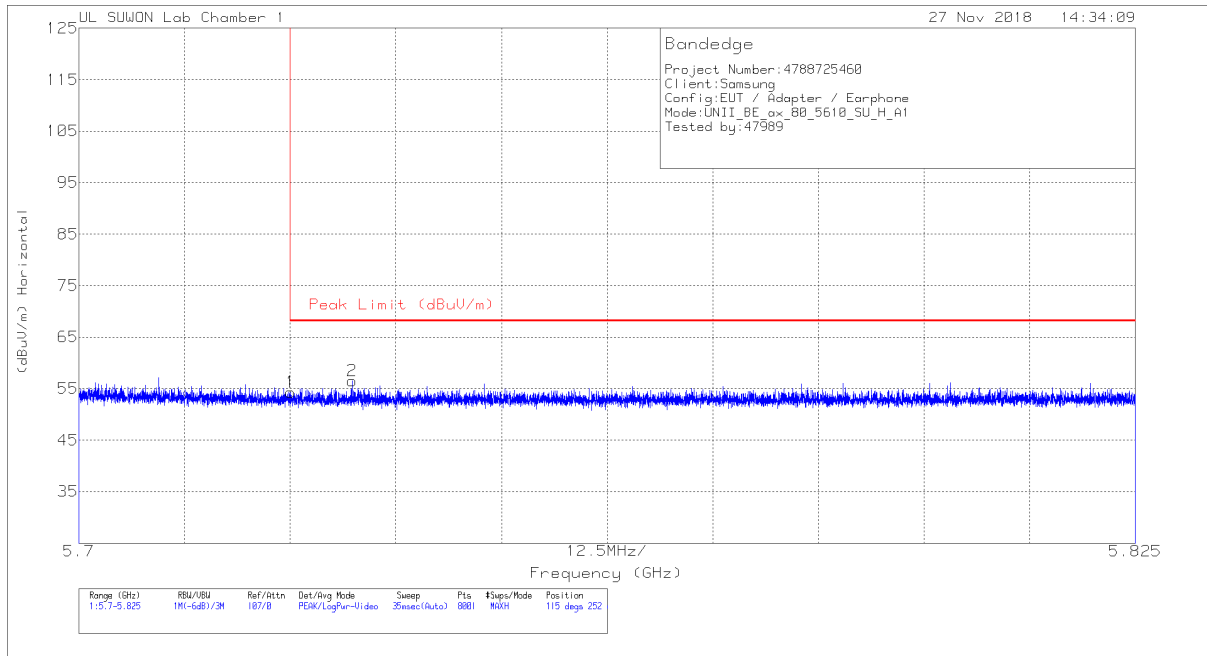
Trace Markers

Marker	Frequency (GHz)	Meter Reading (dBuV)	Det	3117_00168717	10dB[dB]	DC Corr (dB)	Corrected Reading (dBuV/m)	Peak Limit (dBuV/m)	PK Margin (dB)	Azimuth (Degs)	Height (cm)	Polarity
1	5.725	39.1	Pk	34.8	-21.1	0	52.8	68.2	-15.4	184	385	V
2	5.739	42.27	Pk	34.8	-21.1	0	55.97	68.2	-12.23	184	385	V

Pk - Peak detector

HE80 SU mode (ANT_1)

HORIZONTAL PEAK PLOT



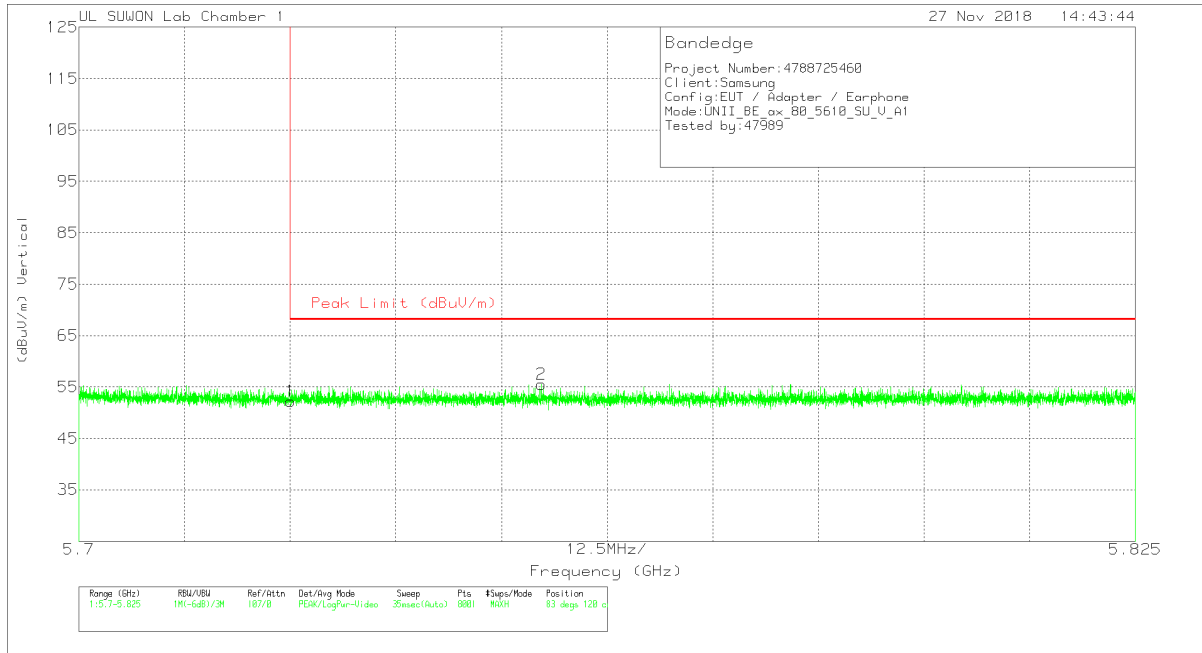
HORIZONTAL DATA

Trace Markers

Marker	Frequency (GHz)	Meter Reading (dBuV)	Det	3117_00168717	10dB[dB]	DC Corr (dB)	Corrected Reading (dBuV/m)	Peak Limit (dBuV/m)	PK Margin (dB)	Azimuth (Degs)	Height (cm)	Polarity
1	5.725	40.56	Pk	34.8	-21.1	0	54.26	68.2	-13.94	115	252	H
2	5.732	42.85	Pk	34.8	-21.1	0	56.55	68.2	-11.65	115	252	H

Pk - Peak detector

VERTICAL PEAK PLOT



VERTICAL DATA

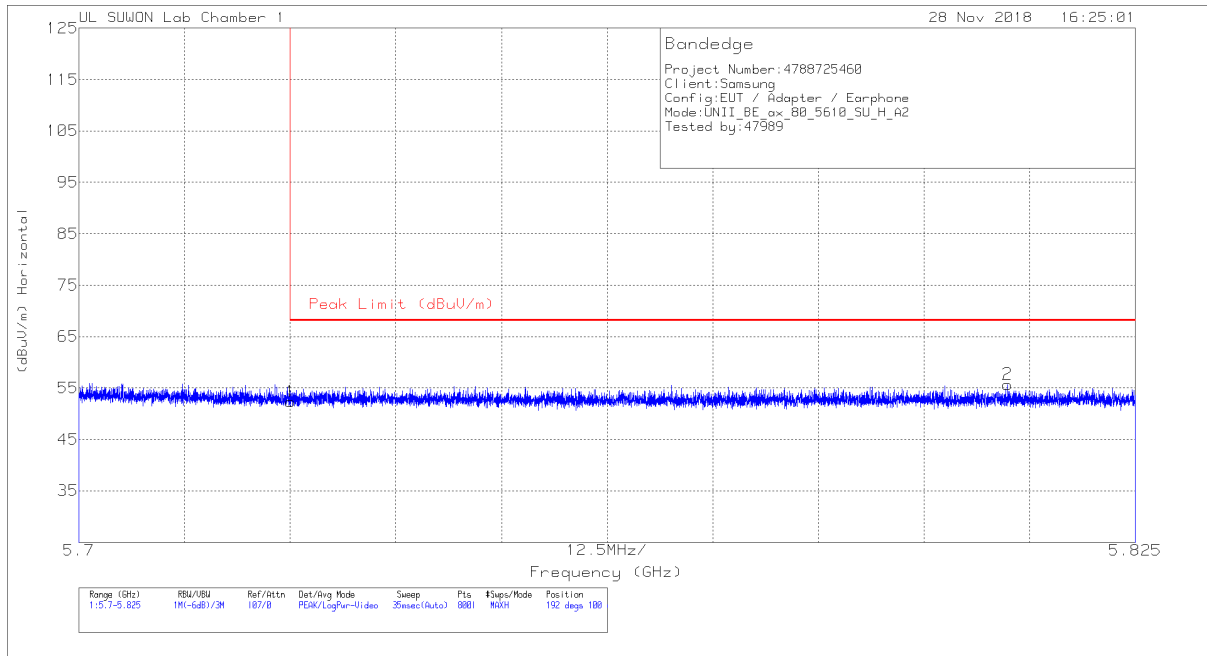
Trace Markers

Marker	Frequency (GHz)	Meter Reading (dBuV)	Det	3117_00168717	10dB[dB]	DC Corr (dB)	Corrected Reading (dBuV/m)	Peak Limit (dBuV/m)	PK Margin (dB)	Azimuth (Degs)	Height (cm)	Polarity
1	5.725	38.48	Pk		-21.1	0	52.18	68.2	-16.02	83	120	V
2	5.755	41.87	Pk		-21.1	0	55.57	68.2	-12.63	83	120	V

Pk - Peak detector

HE80 SU mode (ANT_2)

HORIZONTAL PEAK PLOT



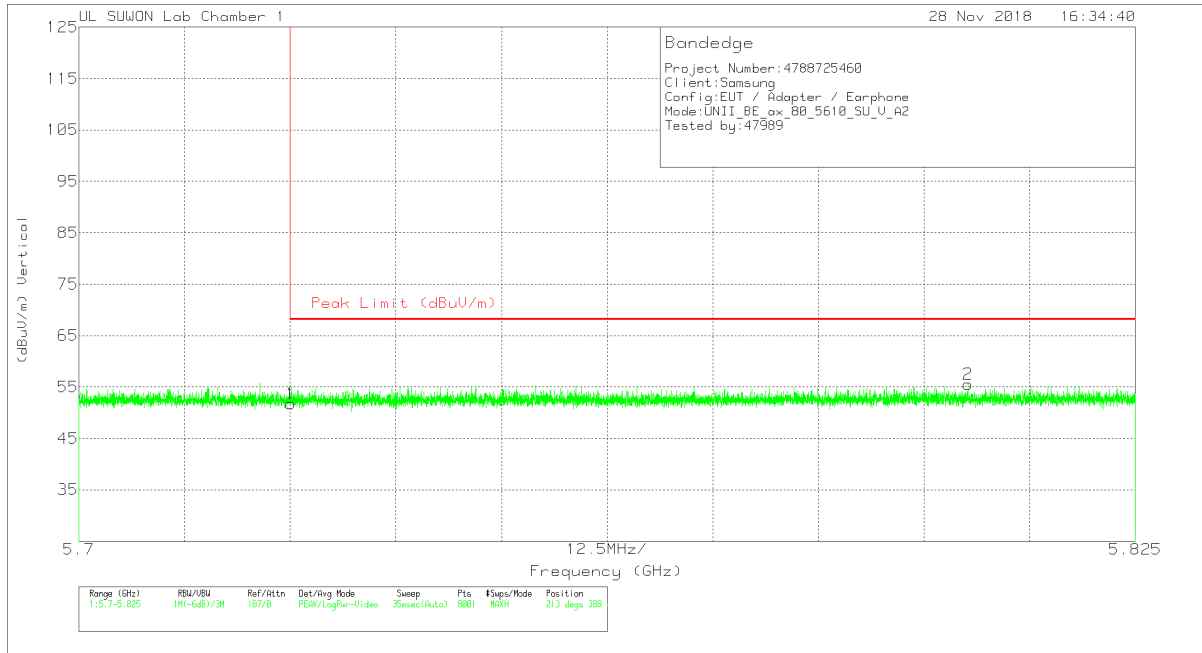
HORIZONTAL DATA

Trace Markers

Marker	Frequency (GHz)	Meter Reading (dBuV)	Det	3117_00168717	10dB[dB]	DC Corr (dB)	Corrected Reading (dBuV/m)	Peak Limit (dBuV/m)	PK Margin (dB)	Azimuth (Degs)	Height (cm)	Polarity
1	5.725	38.63	Pk	34.8	-21.1	0	52.33	68.2	-15.87	192	100	H
2	5.81	41.82	Pk	34.9	-21	0	55.72	68.2	-12.48	192	100	H

Pk - Peak detector

VERTICAL PEAK PLOT



VERTICAL DATA

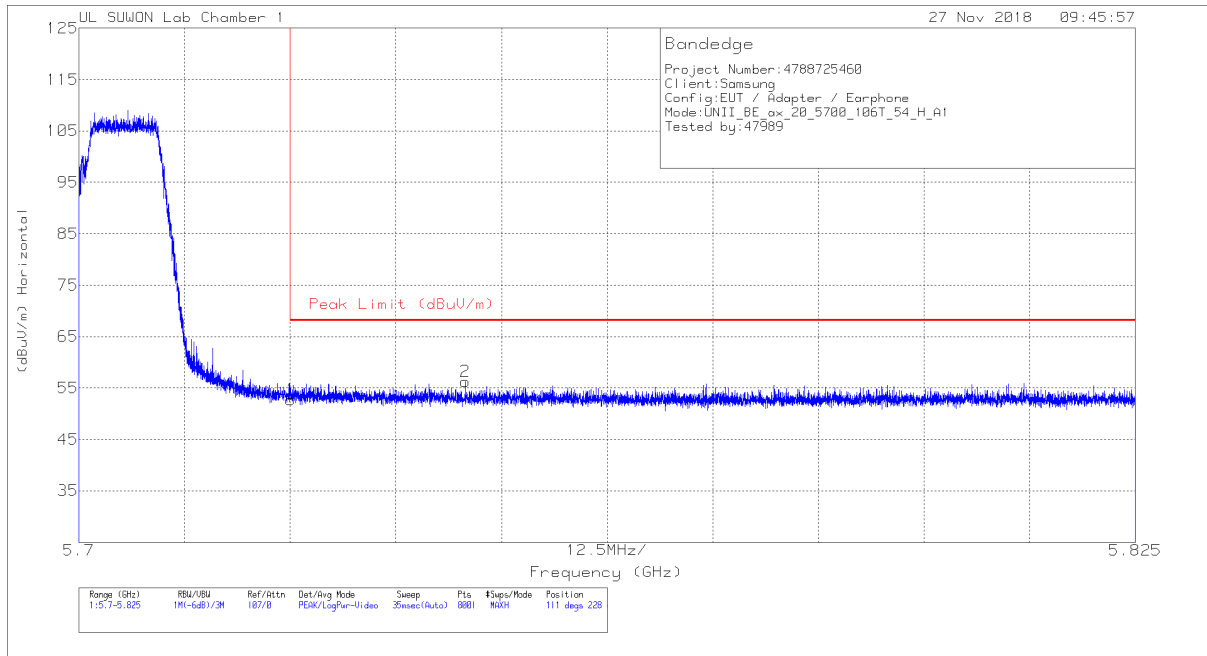
Trace Markers

Marker	Frequency (GHz)	Meter Reading (dBuV)	Det	3117_00168717	10dB[dB]	DC Corr (dB)	Corrected Reading (dBuV/m)	Peak Limit (dBuV/m)	PK Margin (dB)	Azimuth (Degs)	Height (cm)	Polarity
1	5.725	38	Pk	34.8	-21.1	0	51.7	68.2	-16.5	213	388	V
2	5.805	41.69	Pk	34.9	-21.1	0	55.49	68.2	-12.71	213	388	V

Pk - Peak detector

106T RU mode (ANT_1 / HE20 / RU offset 54)

HORIZONTAL PEAK PLOT



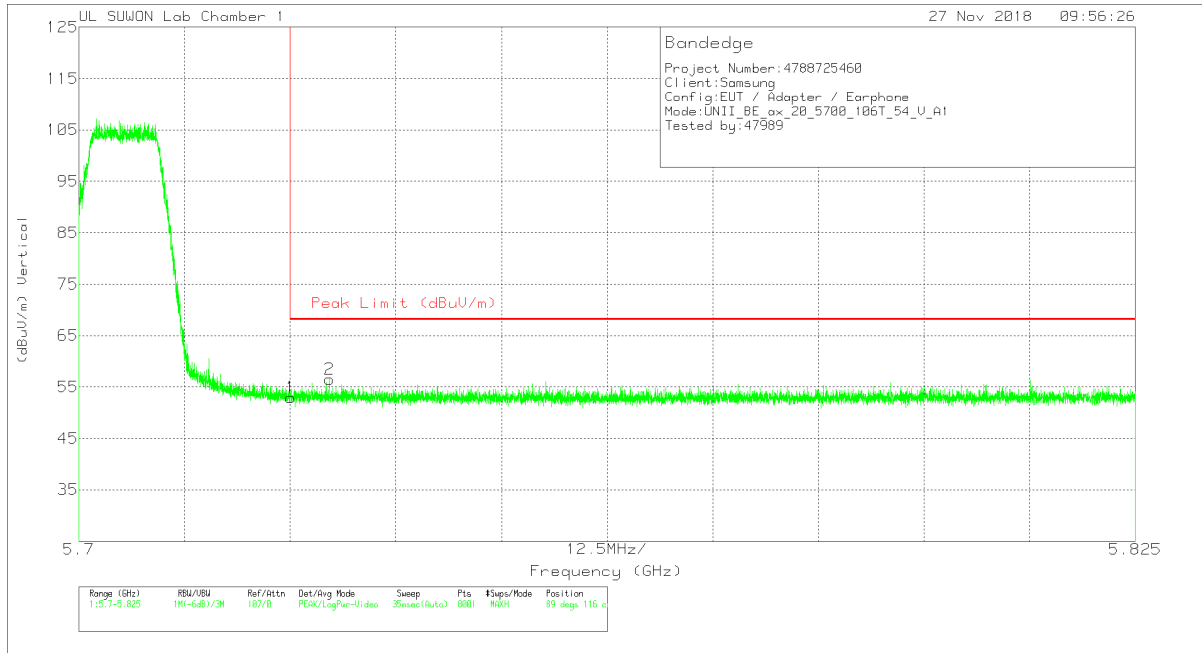
HORIZONTAL DATA

Trace Markers

Marker	Frequency (GHz)	Meter Reading (dBuV)	Det	3117_00168717	10dB[dB]	DC Corr (dB)	Corrected Reading (dBuV/m)	Peak Limit (dBuV/m)	PK Margin (dB)	Azimuth (Degs)	Height (cm)	Polarity
1	5.725	39.07	Pk	34.8	-21.1	0	52.77	68.2	-15.43	111	228	H
2	5.746	42.56	Pk	34.8	-21.1	0	56.26	68.2	-11.94	111	228	H

Pk - Peak detector

VERTICAL PEAK PLOT



VERTICAL DATA

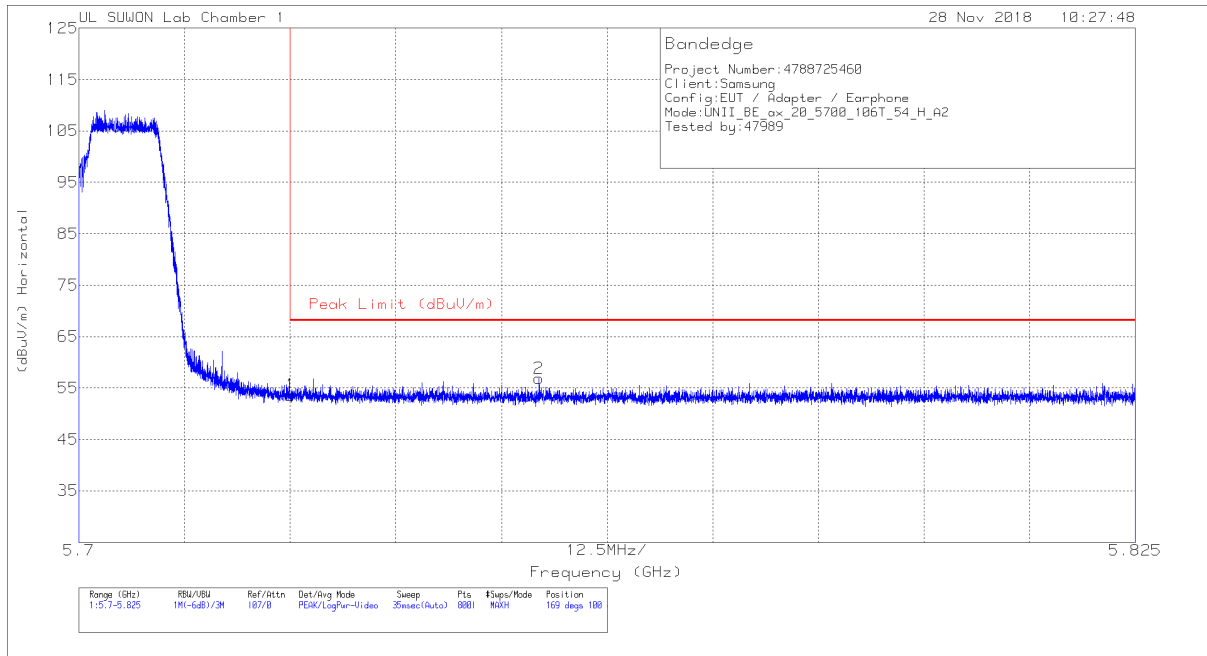
Trace Markers

Marker	Frequency (GHz)	Meter Reading (dBuV)	Det	3117_00168717	10dB[dB]	DC Corr (dB)	Corrected Reading (dBuV/m)	Peak Limit (dBuV/m)	PK Margin (dB)	Azimuth (Degs)	Height (cm)	Polarity
1	5.725	39.23	Pk	34.8	-21.1	0	52.93	68.2	-15.27	89	116	V
2	5.73	42.81	Pk	34.8	-21.1	0	56.51	68.2	-11.69	89	116	V

Pk - Peak detector

106T RU mode (ANT_2 / HE20 / RU offset 54)

HORIZONTAL PEAK PLOT



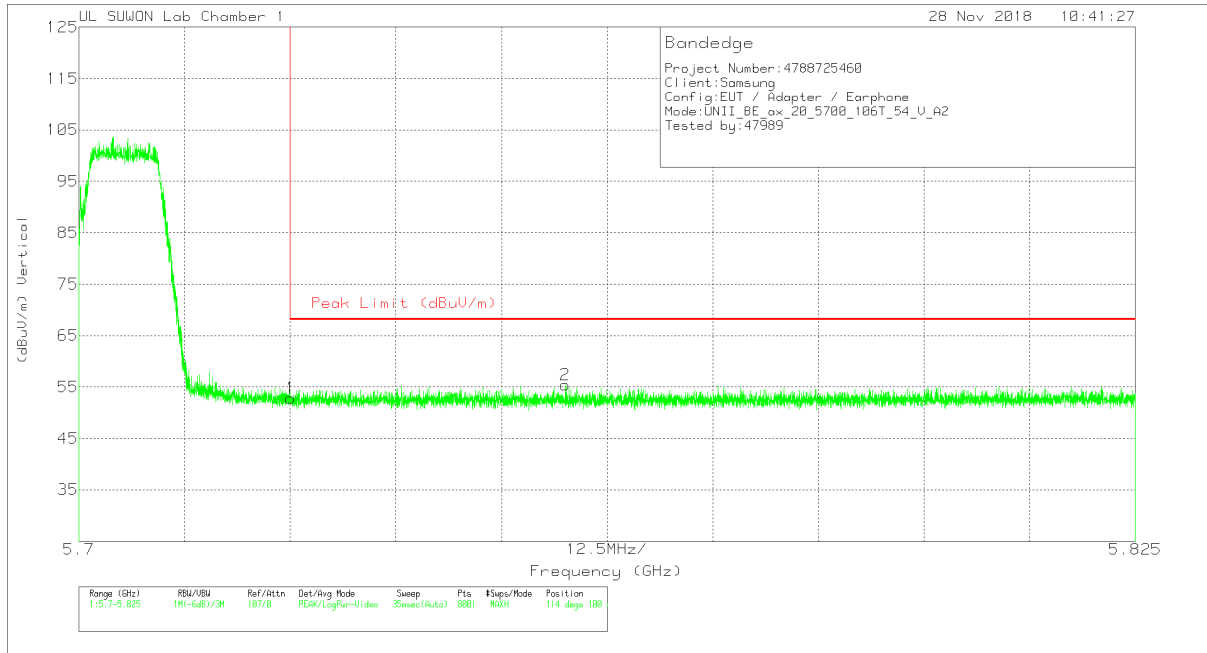
HORIZONTAL DATA

Trace Markers

Marker	Frequency (GHz)	Meter Reading (dBuV)	Det	3117_00168717	10dB[dB]	DC Corr (dB)	Corrected Reading (dBuV/m)	Peak Limit (dBuV/m)	PK Margin (dB)	Azimuth (Degs)	Height (cm)	Polarity
1	5.725	39.94	Pk	34.8	-21.1	0	53.64	68.2	-14.56	169	100	H
2	5.754	43.2	Pk	34.8	-21.1	0	56.9	68.2	-11.3	169	100	H

Pk - Peak detector

VERTICAL PEAK PLOT



VERTICAL DATA

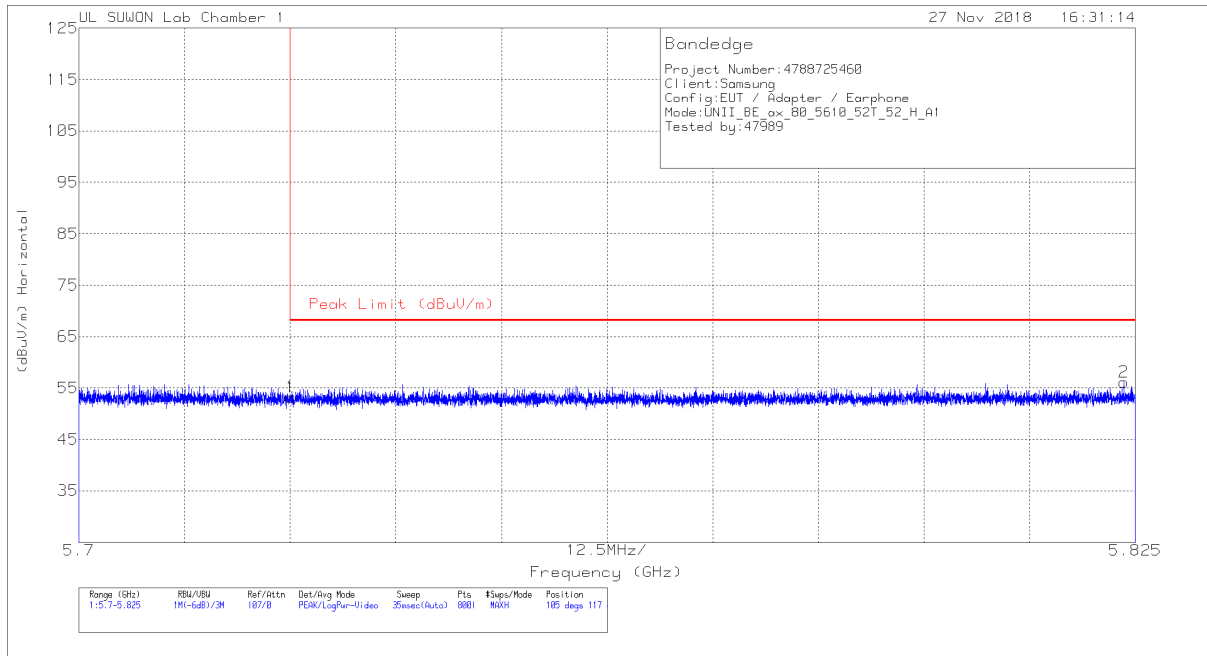
Trace Markers

Marker	Frequency (GHz)	Meter Reading (dBuV)	Det	3117_00168717	10dB[dB]	DC Corr (dB)	Corrected Reading (dBuV/m)	Peak Limit (dBuV/m)	PK Margin (dB)	Azimuth (Degs)	Height (cm)	Polarity
1	5.725	39.17	Pk	34.8	-21.1	0	52.87	68.2	-15.33	114	100	V
2	5.758	41.68	Pk	34.8	-21.1	0	55.38	68.2	-12.82	114	100	V

Pk - Peak detector

52T RU mode (ANT_1 / HE80 / RU offset 52)

HORIZONTAL PEAK PLOT



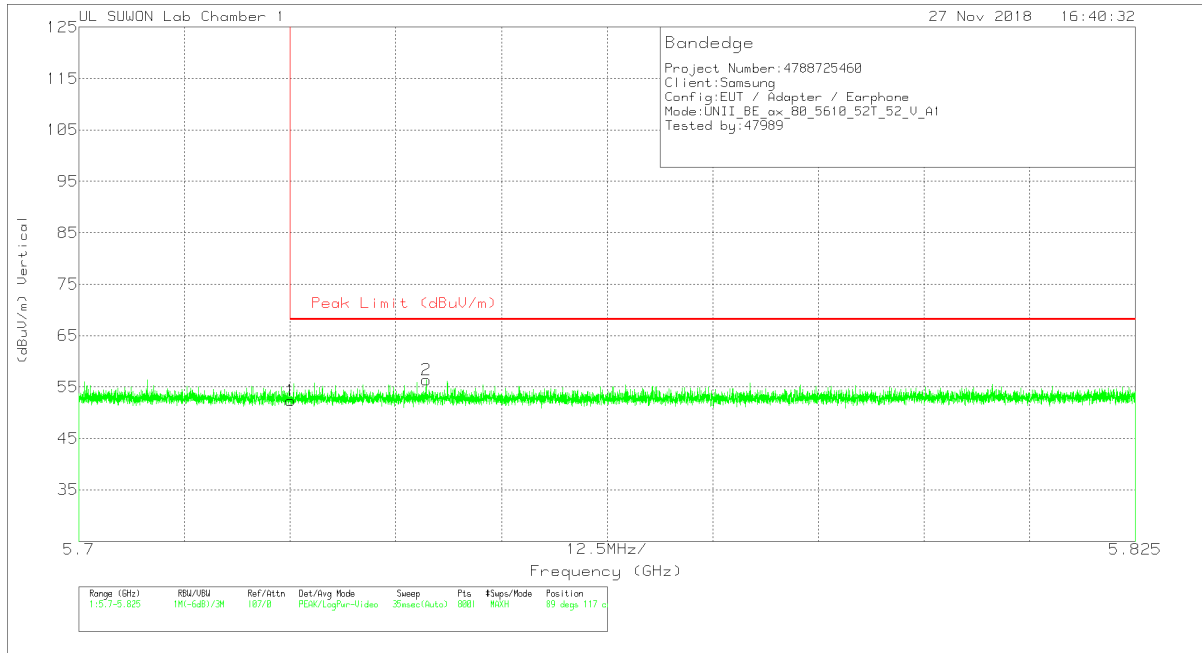
HORIZONTAL DATA

Trace Markers

Marker	Frequency (GHz)	Meter Reading (dBuV)	Det	3117_00168717	10dB[dB]	DC Corr (dB)	Corrected Reading (dBuV/m)	Peak Limit (dBuV/m)	PK Margin (dB)	Azimuth (Degs)	Height (cm)	Polarity
1	5.725	39.56	Pk	34.8	-21.1	0	53.26	68.2	-14.94	105	117	H
2	5.824	42.21	Pk	34.9	-21	0	56.11	68.2	-12.09	105	117	H

Pk - Peak detector

VERTICAL PEAK PLOT



VERTICAL DATA

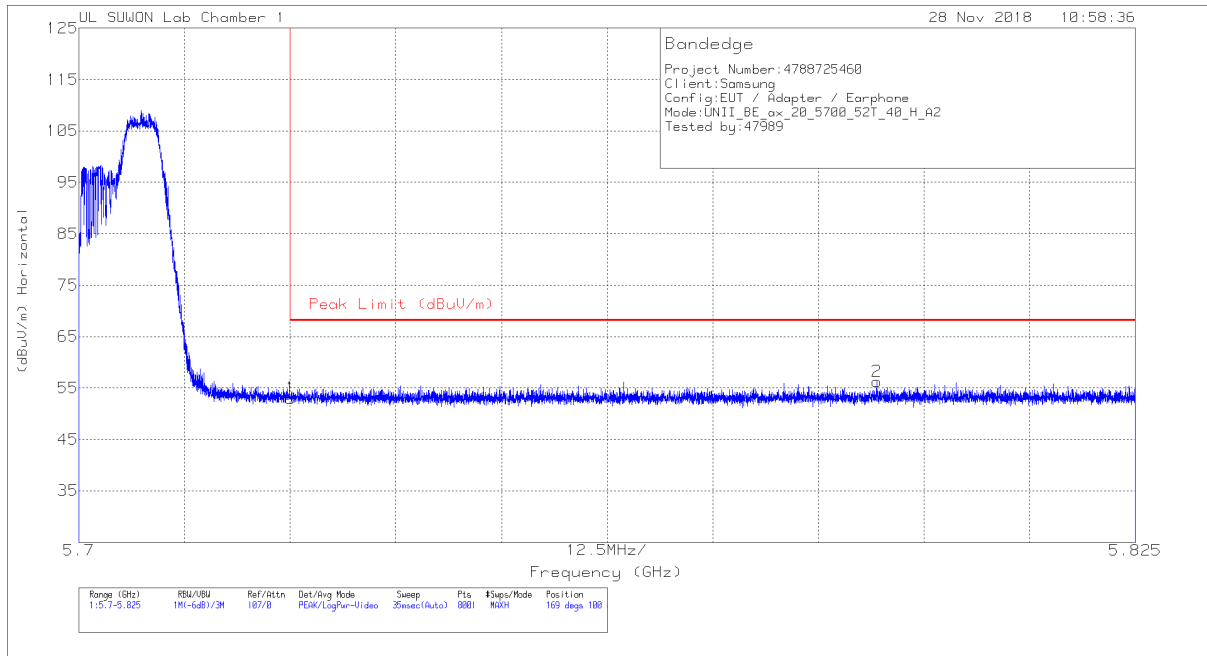
Trace Markers

Marker	Frequency (GHz)	Meter Reading (dBuV)	Det	3117_00168717	10dB[dB]	DC Corr (dB)	Corrected Reading (dBuV/m)	Peak Limit (dBuV/m)	PK Margin (dB)	Azimuth (Degs)	Height (cm)	Polarity
1	5.725	38.61	Pk	34.8	-21.1	0	52.31	68.2	-15.89	89	117	V
2	5.741	42.68	Pk	34.8	-21.1	0	56.38	68.2	-11.82	89	117	V

Pk - Peak detector

52T RU mode (ANT_2 / HE20 / RU offset 40)

HORIZONTAL PEAK PLOT



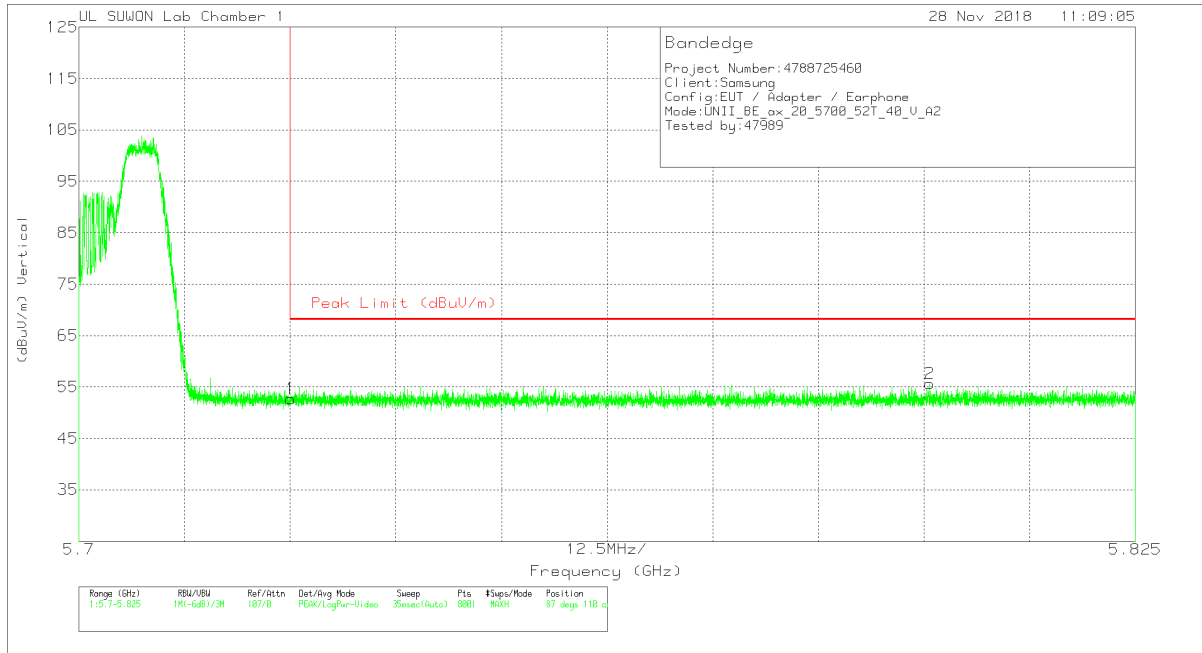
HORIZONTAL DATA

Trace Markers

Marker	Frequency (GHz)	Meter Reading (dBuV)	Det	3117_00168717	10dB[dB]	DC Corr (dB)	Corrected Reading (dBuV/m)	Peak Limit (dBuV/m)	PK Margin (dB)	Azimuth (Degs)	Height (cm)	Polarity
1	5.725	39.33	Pk	34.8	-21.1	0	53.03	68.2	-15.17	169	100	H
2	5.794	42.45	Pk	34.9	-21.1	0	56.25	68.2	-11.95	169	100	H

Pk - Peak detector

VERTICAL PEAK PLOT



VERTICAL DATA

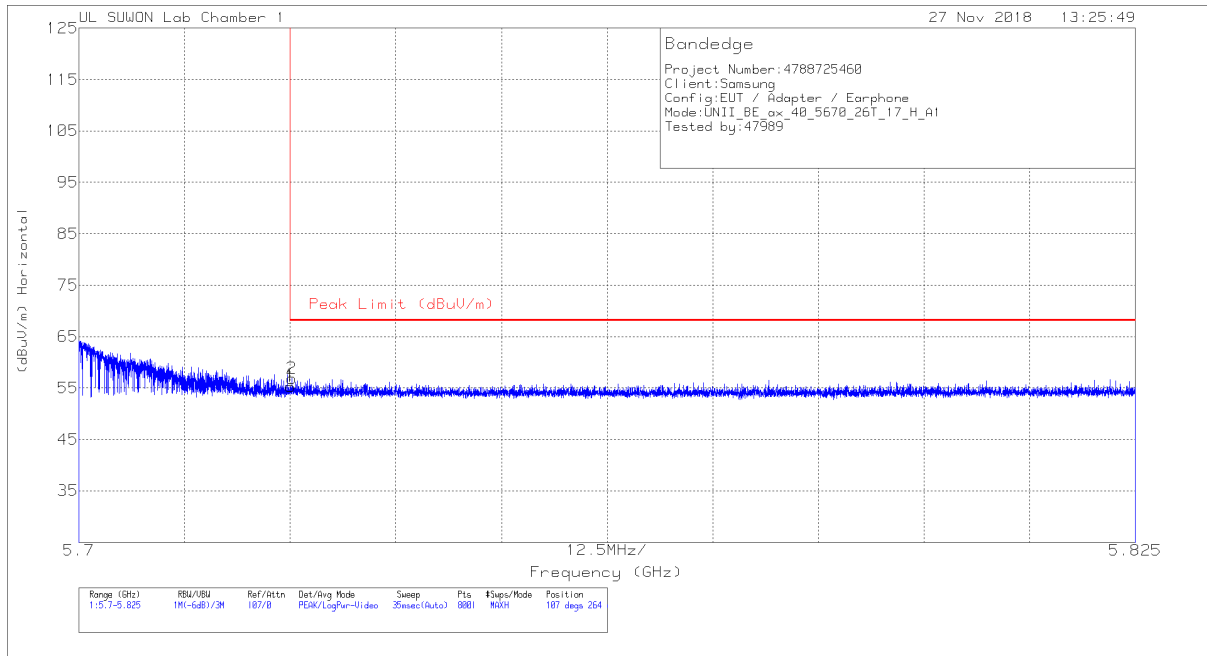
Trace Markers

Marker	Frequency (GHz)	Meter Reading (dBuV)	Det	3117_00168717	10dB[dB]	DC Corr (dB)	Corrected Reading (dBuV/m)	Peak Limit (dBuV/m)	PK Margin (dB)	Azimuth (Degs)	Height (cm)	Polarity
1	5.725	38.97	Pk	34.8	-21.1	0	52.67	68.2	-15.53	87	110	V
2	5.801	41.71	Pk	34.9	-21	0	55.61	68.2	-12.59	87	110	V

Pk - Peak detector

26T RU mode (ANT_1 / HE40 / RU offset 17)

HORIZONTAL PEAK PLOT



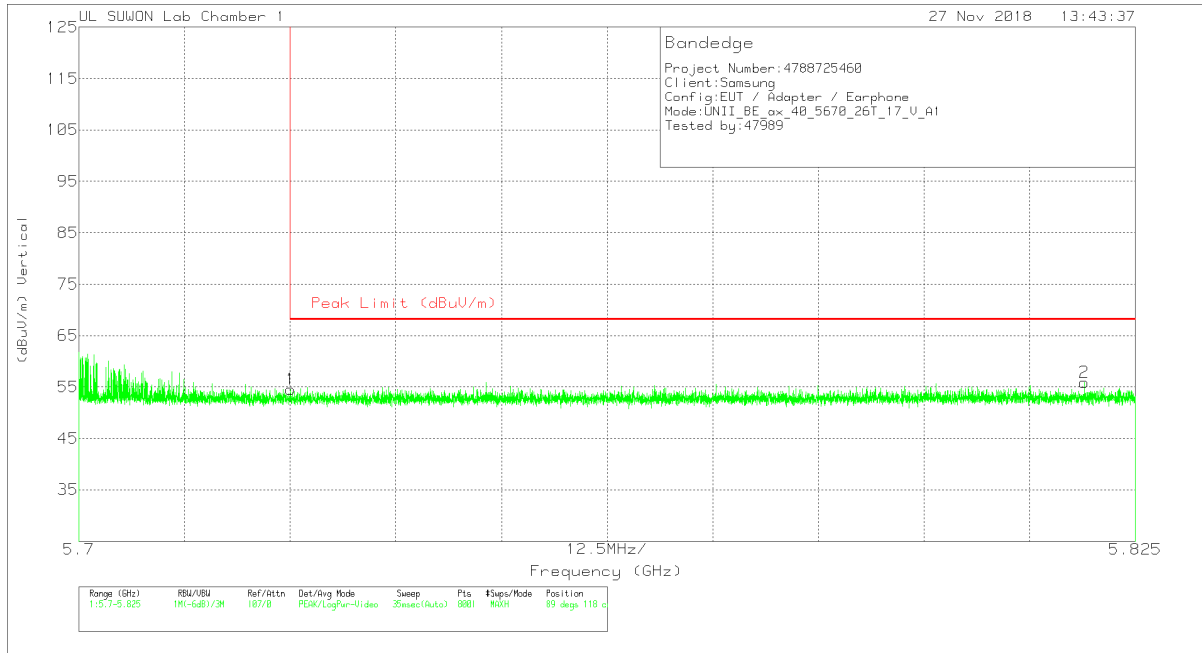
HORIZONTAL DATA

Trace Markers

Marker	Frequency (GHz)	Meter Reading (dBuV)	Det	3117_00168717	10dB[dB]	DC Corr (dB)	Corrected Reading (dBuV/m)	Peak Limit (dBuV/m)	PK Margin (dB)	Azimuth (Degs)	Height (cm)	Polarity
1	5.725	41.65	Pk	34.8	-21.1	0	55.35	68.2	-12.85	107	264	H
2	5.725	43.21	Pk	34.8	-21.1	0	56.91	68.2	-11.29	107	264	H

Pk - Peak detector

VERTICAL PEAK PLOT



VERTICAL DATA

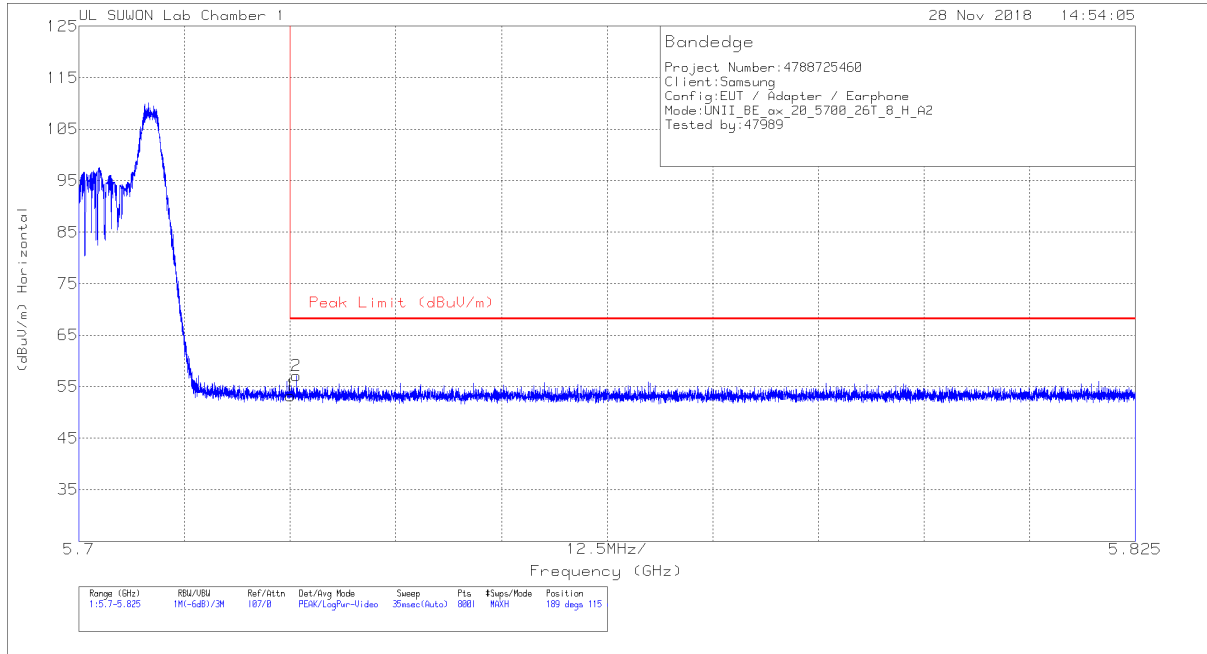
Trace Markers

Marker	Frequency (GHz)	Meter Reading (dBuV)	Det	3117_00168717	10dB[dB]	DC Corr (dB)	Corrected Reading (dBuV/m)	Peak Limit (dBuV/m)	PK Margin (dB)	Azimuth (Degs)	Height (cm)	Polarity
1	5.725	40.89	Pk		-21.1	0	54.59	68.2	-13.61	89	118	V
2	5.819	42.01	Pk		-21	0	55.91	68.2	-12.29	89	118	V

Pk - Peak detector

26T RU mode (ANT_2 / HE20 / RU offset 8)

HORIZONTAL PEAK PLOT



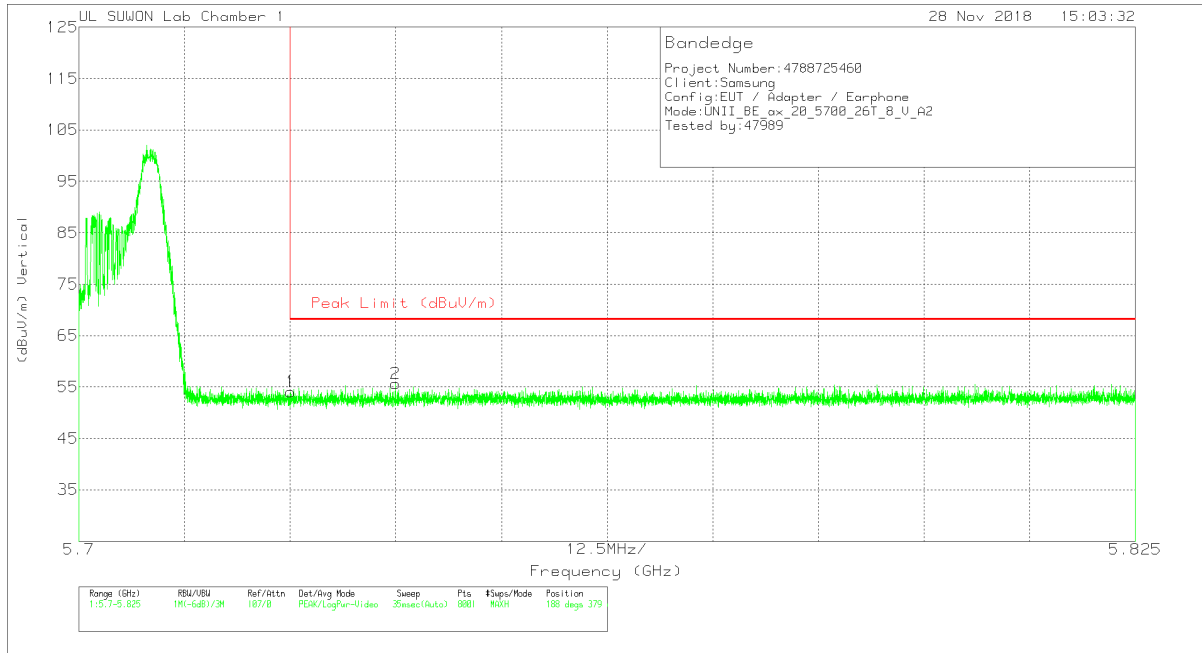
HORIZONTAL DATA

Trace Markers

Marker	Frequency (GHz)	Meter Reading (dBuV)	Det	3117_00168717	10dB[dB]	DC Corr (dB)	Corrected Reading (dBuV/m)	Peak Limit (dBuV/m)	PK Margin (dB)	Azimuth (Degs)	Height (cm)	Polarity
1	5.725	39.57	Pk	34.8	-21.1	0	53.27	68.2	-14.93	189	115	H
2	5.726	43.38	Pk	34.8	-21.1	0	57.08	68.2	-11.12	189	115	H

Pk - Peak detector

VERTICAL PEAK PLOT



VERTICAL DATA

Trace Markers

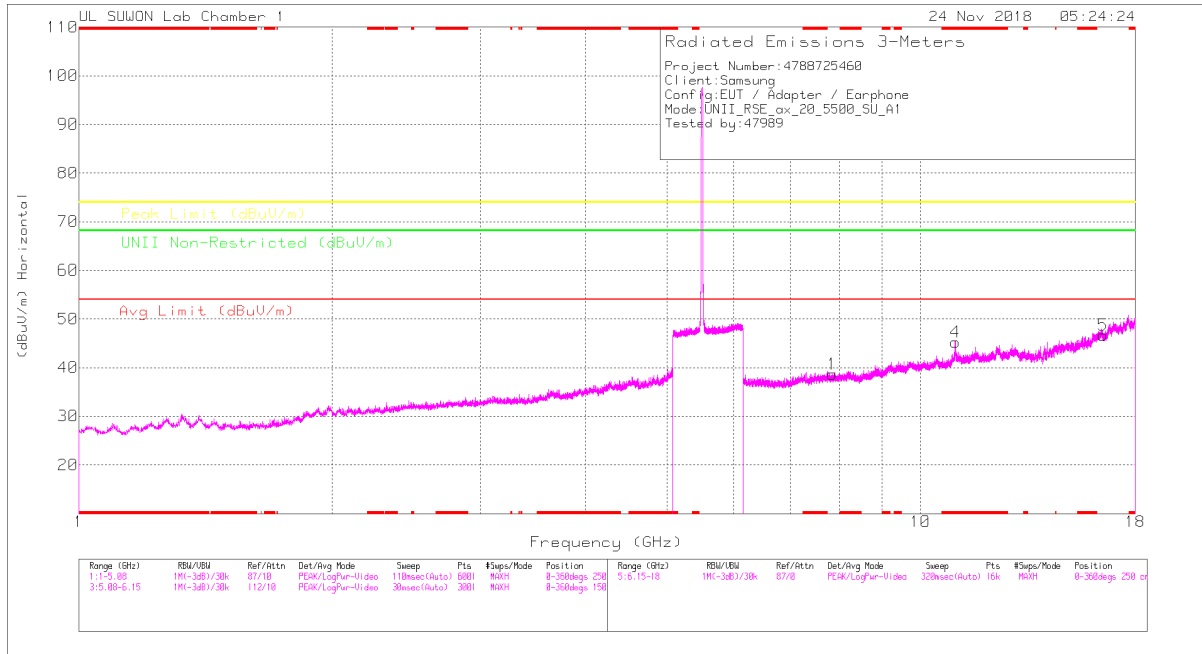
Marker	Frequency (GHz)	Meter Reading (dBuV)	Det	3117_00168717	10dB[dB]	DC Corr (dB)	Corrected Reading (dBuV/m)	Peak Limit (dBuV/m)	PK Margin (dB)	Azimuth (Degs)	Height (cm)	Polarity
1	5.725	40.37	Pk	34.8	-21.1	0	54.07	68.2	-14.13	188	379	V
2	5.737	41.94	Pk	34.8	-21.1	0	55.64	68.2	-12.56	188	379	V

Pk - Peak detector

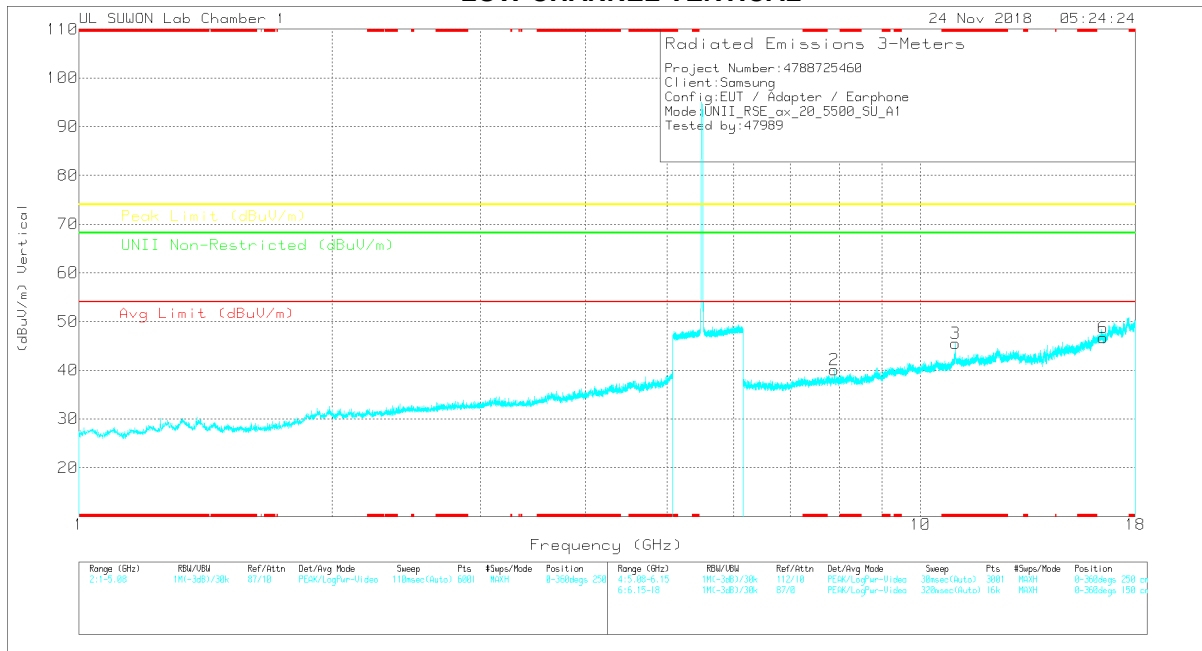
HARMONICS AND SPURIOUS EMISSIONS

HE20 SU mode (ANT_1)

LOW CHANNEL HORIZONTAL



LOW CHANNEL VERTICAL



Note: Emission was scanned up to 40GHz; No emissions were detected above the noise floor which was at least 20dB below the specification limit.

LOW CHANNEL DATA

Trace Markers

Marker	Frequency (GHz)	Meter Reading (dBuV)	Det	3117_00168717	6GHz_HF(dB)	DC Corr (dB)	Corrected Reading (dBuV/m)	Avg Limit (dBuV/m)	Margin (dB)	Peak Limit (dBuV/m)	Margin (dB)	UNII Non-Restricted (dBuV/m)	Margin (dB)	Azimuth (Degs)	Height (cm)	Polarity
1	7.861	29.47	PK	35.9	-26.7	0	38.67	-	-	-	-	68.2	-29.53	0-360	150	H
4	* 11.008	28.61	PK	38.2	-21.6	0	45.21	-	-	74	-28.79	-	-	0-360	250	H
5	16.485	25.19	PK	40.9	-19.4	0	46.69	-	-	-	-	68.2	-21.51	0-360	250	H
2	7.901	30.47	PK	36	-26.4	0	40.07	-	-	-	-	68.2	-28.13	0-360	250	V
3	* 10.999	28.96	PK	38.2	-21.6	0	45.56	-	-	74	-28.44	-	-	0-360	250	V
6	16.482	25.19	PK	40.9	-19.4	0	46.69	-	-	-	-	68.2	-21.51	0-360	250	V

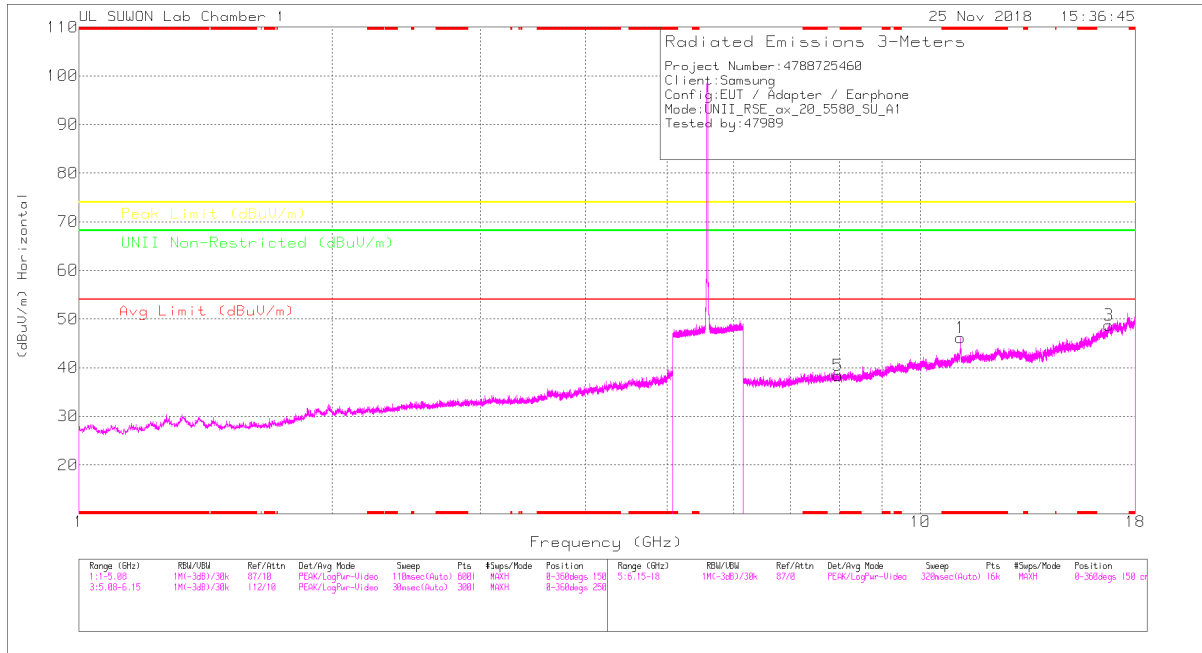
* - indicates frequency in CFR47 Pt 15 / IC RSS-Restricted Band
 PK – Peak detector

Radiated Emissions

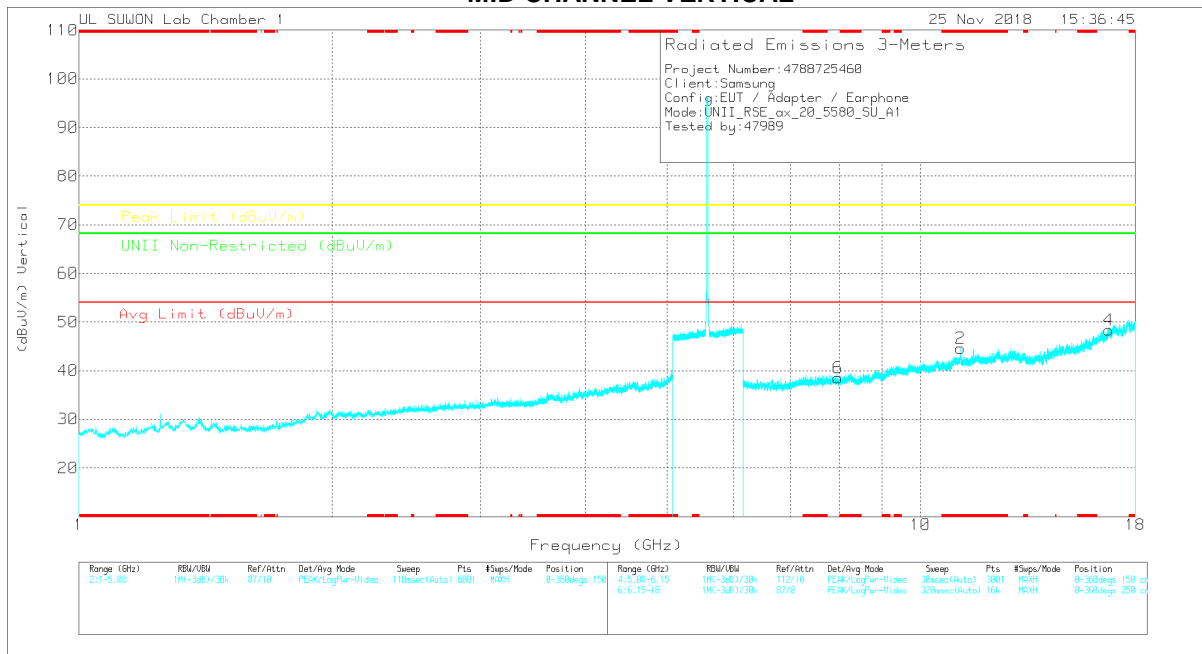
Frequency (GHz)	Meter Reading (dBuV)	Det	3117_00168717	6GHz_HF(dB)	DC Corr (dB)	Corrected Reading (dBuV/m)	Avg Limit (dBuV/m)	Margin (dB)	Peak Limit (dBuV/m)	Margin (dB)	UNII Non-Restricted (dBuV/m)	Margin (dB)	Azimuth (Degs)	Height (cm)	Polarity
* 11.01	41.25	PK-U	38.2	-21.6	0	57.85	-	-	74	-16.15	-	-	115	290	H
* 11	28.61	ADR	38.2	-21.6	11	45.32	54	-8.68	-	-	-	-	115	290	H
* 10.995	41.85	PK-U	38.2	-21.6	0	58.45	-	-	74	-15.55	-	-	164	223	V
* 11	27.65	ADR	38.2	-21.6	11	44.36	54	-9.64	-	-	-	-	164	223	V

* - indicates frequency in CFR47 Pt 15 / IC RSS-Restricted Band
 PK-U - U-NII: Maximum Peak
 ADR - U-NII AD primary method, RMS average

MID CHANNEL HORIZONTAL



MID CHANNEL VERTICAL



Note: Emission was scanned up to 40GHz; No emissions were detected above the noise floor which was at least 20dB below the specification limit.

MID CHANNEL DATA

Trace Markers

Marker	Frequency (GHz)	Meter Reading (dBuV)	Det	3117_00168717	6GHz_HF[dB]	DC Corr (dB)	Corrected Reading (dBuV/m)	Ag Limit (dBuV/m)	Margin (dB)	Peak Limit (dBuV/m)	Margin (dB)	UNII Non-Restricted (dBuV/m)	Margin (dB)	Asimuth (Degs)	Height (cm)	Polarity
1	* 11.156	30.23	PK	38.3	-22.4	0	46.13	-	-	74	-27.87	-	-	0-360	250	H
3	16.74	24.77	PK	41.3	-17.3	0	48.77	-	-	-	-	68.2	-19.43	0-360	150	H
5	7.984	28.67	PK	36	-26.3	0	38.37	-	-	-	-	68.2	-29.83	0-360	250	H
2	* 11.153	28.64	PK	38.3	-22.4	0	44.54	-	-	74	-29.46	-	-	0-360	250	V
4	16.74	24.35	PK	41.3	-17.3	0	48.35	-	-	-	-	68.2	-19.85	0-360	150	V
6	7.981	28.81	PK	36	-26.3	0	38.51	-	-	-	-	68.2	-29.69	0-360	250	V

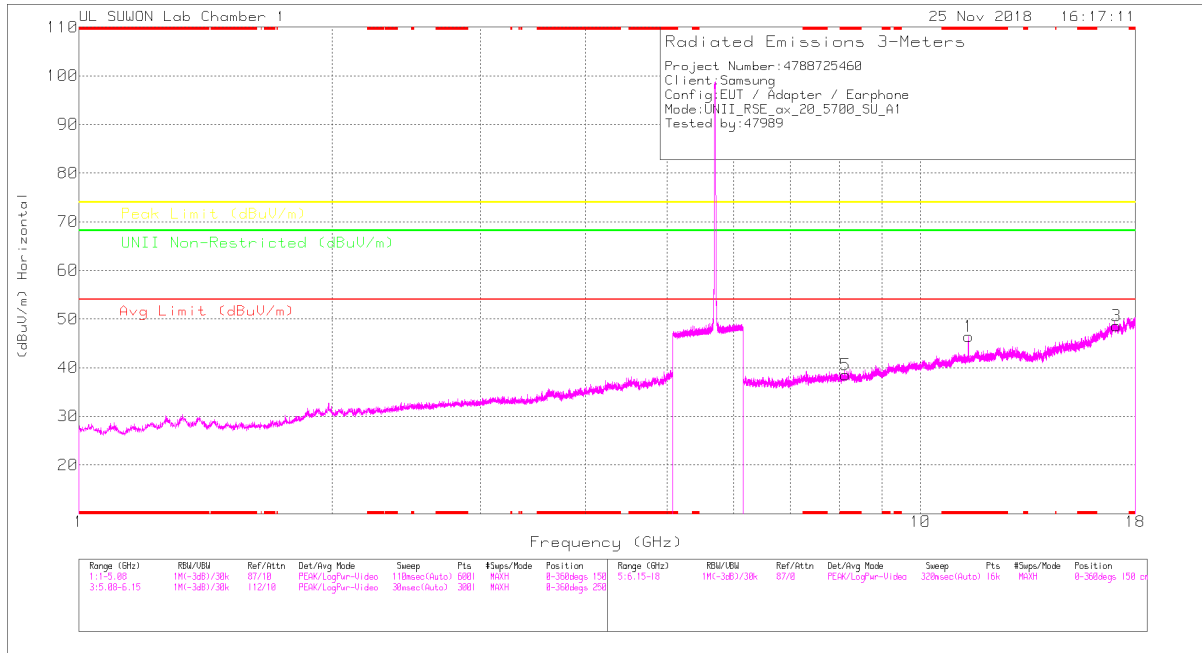
* - indicates frequency in CFR47 Pt 15 / IC RSS-Restricted Band
 PK – Peak Detector

Radiated Emissions

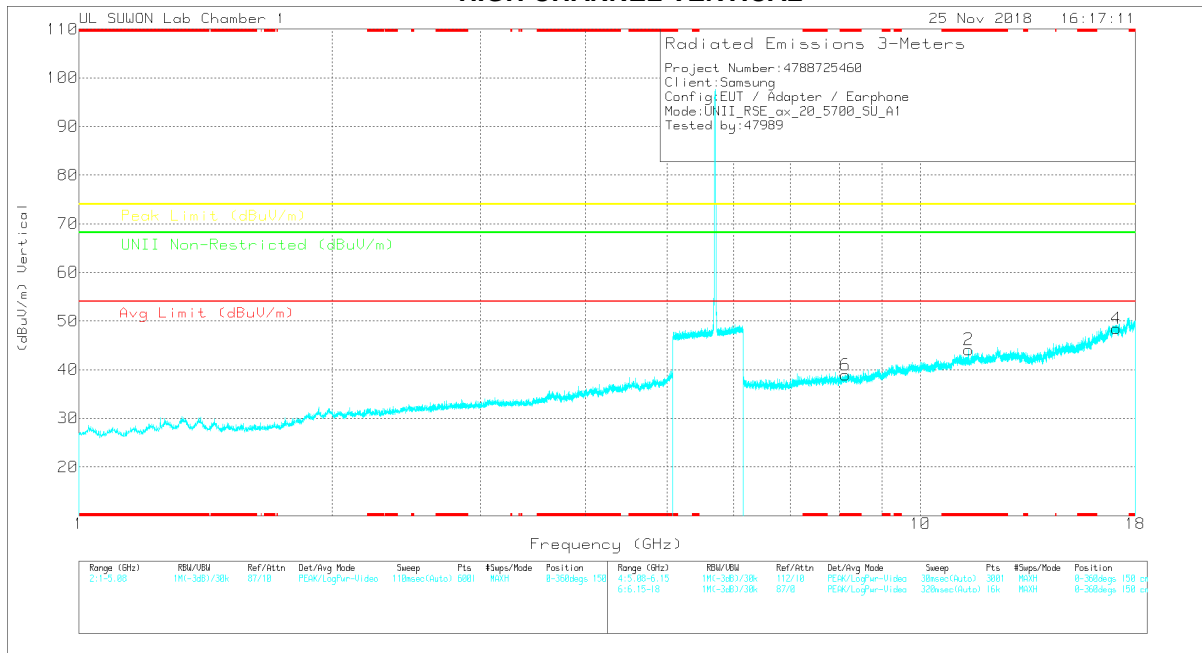
Frequency (GHz)	Meter Reading (dBuV)	Det	3117_00168717	6GHz_HF[dB]	DC Corr (dB)	Corrected Reading (dBuV/m)	Ag Limit (dBuV/m)	Margin (dB)	Peak Limit (dBuV/m)	Margin (dB)	UNII Non-Restricted (dBuV/m)	Margin (dB)	Asimuth (Degs)	Height (cm)	Polarity
* 11.16	42.86	PK-U	38.3	-22.4	0	58.76	-	-	74	-15.24	-	-	114	320	H
* 11.16	29.84	ADR	38.3	-22.4	.11	45.85	54	-8.15	-	-	-	-	114	320	H
* 11.158	37.83	PK-U	38.3	-22.4	0	53.73	-	-	74	-20.27	-	-	79	147	V
* 11.161	25.59	ADR	38.3	-22.4	.11	41.6	54	-12.4	-	-	-	-	79	147	V

* - indicates frequency in CFR47 Pt 15 / IC RSS-Restricted Band
 PK-U - U-NII: Maximum Peak
 ADR - U-NII AD primary method, RMS average

HIGH CHANNEL HORIZONTAL



HIGH CHANNEL VERTICAL



Note: Emission was scanned up to 40GHz; No emissions were detected above the noise floor which was at least 20dB below the specification limit.

HIGH CHANNEL DATA

Trace Markers

Marker	Frequency (GHz)	Meter Reading (dBuV)	Det	3117_00168717	6GHz_HF(dB)	DC Corr (dB)	Corrected Reading (dBuV/m)	Avg Limit (dBuV/m)	Margin (dB)	Peak Limit (dBuV/m)	Margin (dB)	UNII Non-Restricted (dBuV/m)	Margin (dB)	Azimuth (Degs)	Height (cm)	Polarity
1	* 11.401	30.28	PK	38.5	-22.4	0	46.38	-	-	74	-27.62	-	-	0-360	150	H
3	17.097	24.22	PK	41.6	-17.2	0	48.62	-	-	-	-	68.2	-19.58	0-360	250	H
5	* 8.144	28.56	PK	36.3	-26.4	0	38.46	-	-	74	-35.54	-	-	0-360	150	H
2	* 11.401	28.04	PK	38.5	-22.4	0	44.14	-	-	74	-29.86	-	-	0-360	250	V
4	17.096	24.1	PK	41.6	-17.2	0	48.5	-	-	-	-	68.2	-19.7	0-360	250	V
6	* 8.145	28.9	PK	36.3	-26.3	0	38.9	-	-	74	-35.1	-	-	0-360	250	V

* - indicates frequency in CFR47 Pt 15 / IC RSS-Restricted Band
 PK – Peak Detector

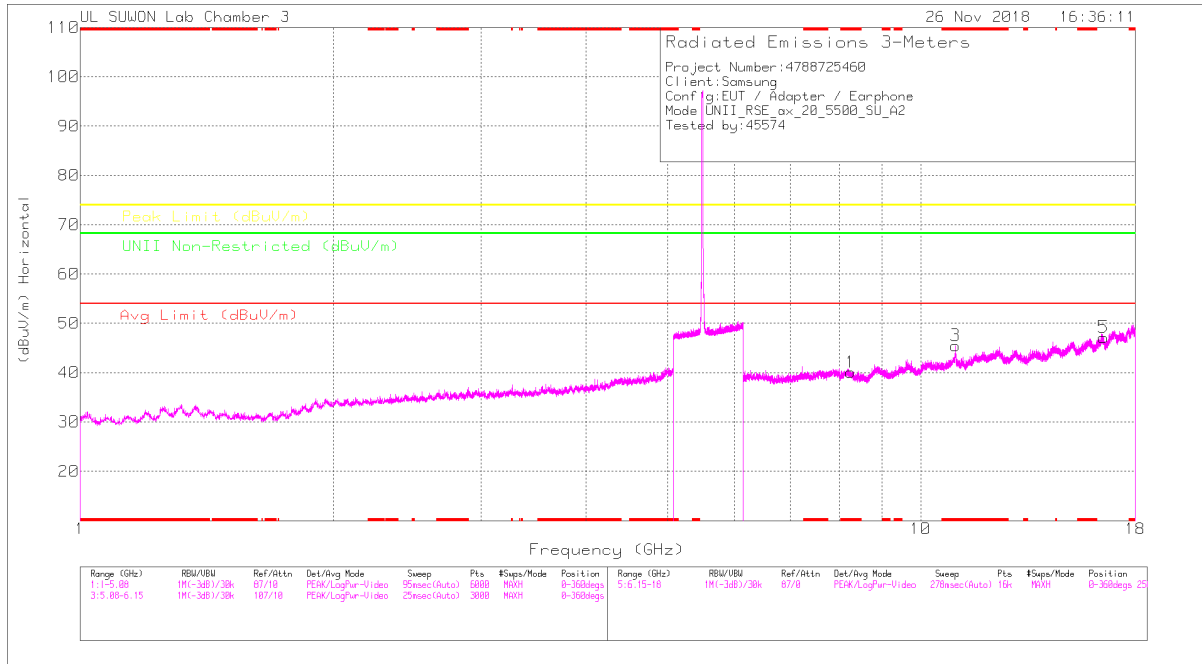
Radiated Emissions

Frequency (GHz)	Meter Reading (dBuV)	Det	3117_00168717	6GHz_HF(dB)	DC Corr (dB)	Corrected Reading (dBuV/m)	Avg Limit (dBuV/m)	Margin (dB)	Peak Limit (dBuV/m)	Margin (dB)	UNII Non-Restricted (dBuV/m)	Margin (dB)	Azimuth (Degs)	Height (cm)	Polarity
* 11.399	42.22	PK-U	38.4	-22.3	0	58.32	-	-	74	-15.68	-	-	126	114	H
* 11.4	29.29	ADR	38.5	-22.4	11	45.5	54	-8.5	-	-	-	-	126	114	H
* 11.4	40.55	PK-U	38.5	-22.4	0	56.65	-	-	74	-17.35	-	-	122	108	V
* 11.4	28.08	ADR	38.4	-22.4	11	44.19	54	-9.81	-	-	-	-	122	108	V

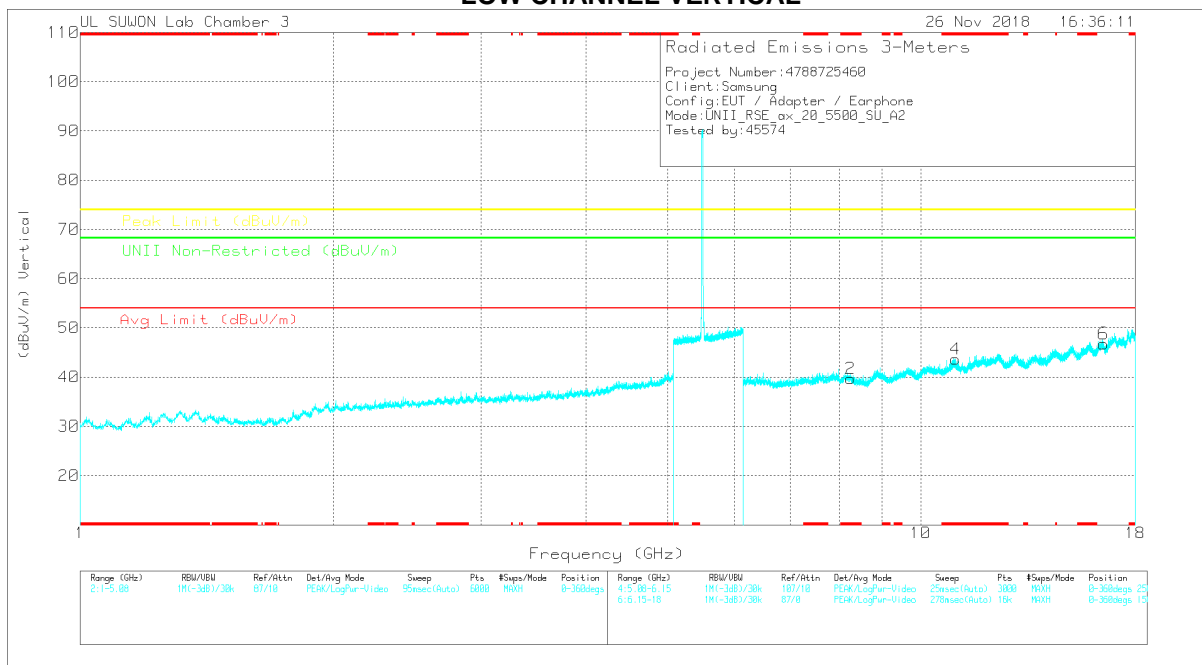
* - indicates frequency in CFR47 Pt 15 / IC RSS-Restricted Band
 PK-U - U-NII: Maximum Peak
 ADR - U-NII AD primary method, RMS average

HE20 SU mode (ANT_2)

LOW CHANNEL HORIZONTAL



LOW CHANNEL VERTICAL



Note: Emission was scanned up to 40GHz; No emissions were detected above the noise floor which was at least 20dB below the specification limit.

LOW CHANNEL DATA

Trace Markers

Marker	Frequency (GHz)	Meter Reading (dBuV)	Det	3117_00205959	6GHz_HF(dB)	DC Corr (dB)	Corrected Reading (dBuV/m)	Agc Limit (dBuV/m)	Margin (dB)	Peak Limit (dBuV/m)	Margin (dB)	UNII Non-Restricted (dBuV/m)	Margin (dB)	Azimuth (Degs)	Height (cm)	Polarity
1	* 8.251	25.76	PK	36.4	-22.1	0	40.06	-	-	74	-33.94	-	-	0-360	150	H
3	* 10.997	26.8	PK	38.2	-19.5	0	45.5	-	-	74	-28.5	-	-	0-360	250	H
5	16.499	23.55	PK	40.9	-17.3	0	47.15	-	-	-	-	68.2	-21.05	0-360	150	H
2	* 8.251	25.39	PK	36.4	-22.1	0	39.69	-	-	74	-34.31	-	-	0-360	250	V
4	* 11.001	24.96	PK	38.2	-19.5	0	43.66	-	-	74	-30.34	-	-	0-360	150	V
6	16.5	23.15	PK	40.9	-17.3	0	46.75	-	-	-	-	68.2	-21.45	0-360	250	V

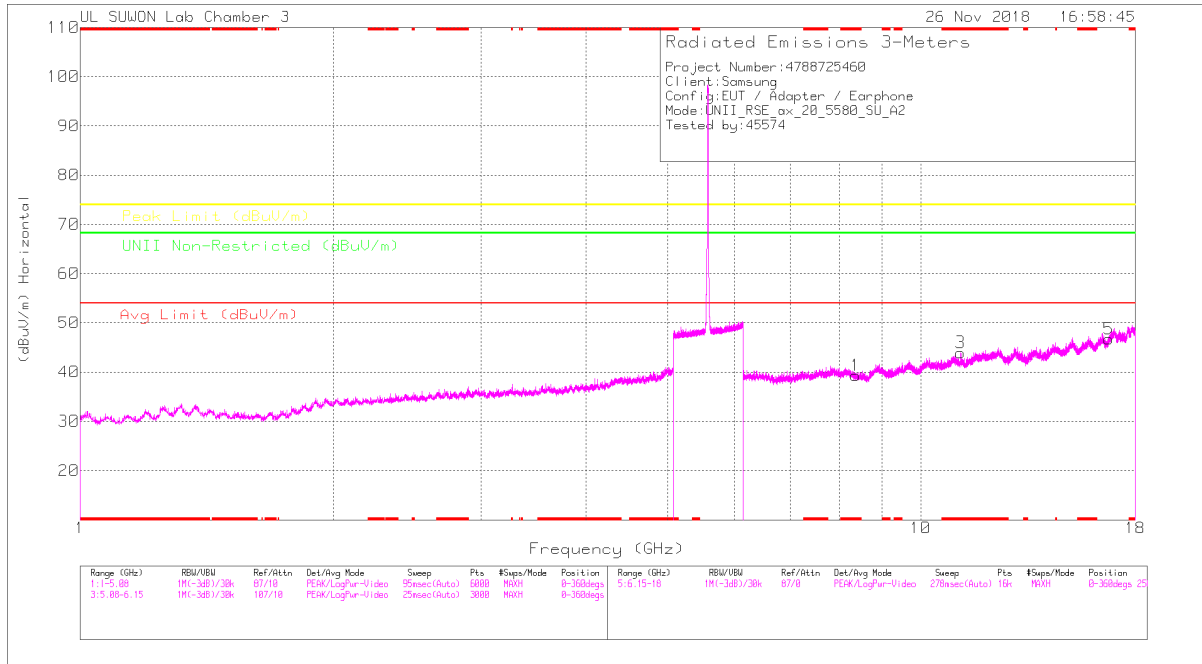
* - indicates frequency in CFR47 Pt 15 / IC RSS-Restricted Band
 PK – Peak Detector

Radiated Emissions

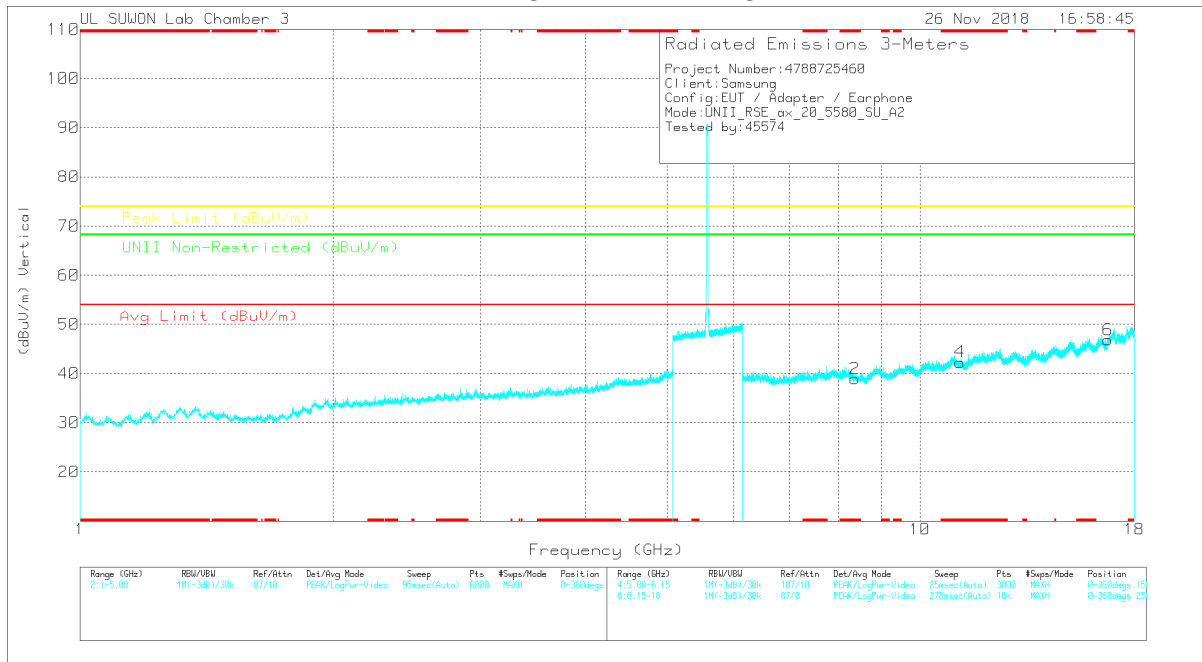
Frequency (GHz)	Meter Reading (dBuV)	Det	3117_00205959	6GHz_HF(dB)	DC Corr (dB)	Corrected Reading (dBuV/m)	Agc Limit (dBuV/m)	Margin (dB)	Peak Limit (dBuV/m)	Margin (dB)	UNII Non-Restricted (dBuV/m)	Margin (dB)	Azimuth (Degs)	Height (cm)	Polarity
* 11	35.17	PK-U	38.2	-19.5	0	53.87	-	-	74	-20.13	-	-	178	275	H
* 10.997	25.7	ADR	38.2	-19.4	.11	44.61	54	-9.39	-	-	-	-	178	275	H

* - indicates frequency in CFR47 Pt 15 / IC RSS-Restricted Band
 PK-U - U-NII: Maximum Peak
 ADR - U-NII AD primary method, RMS average

MID CHANNEL HORIZONTAL



MID CHANNEL VERTICAL



Note: Emission was scanned up to 40GHz; No emissions were detected above the noise floor which was at least 20dB below the specification limit.

MID CHANNEL DATA

Trace Markers

Marker	Frequency (GHz)	Meter Reading (dBuV)	Det	3117_00209599	6GHz_HF[dB]	DC Corr (dB)	Corrected Reading (dBuV/m)	Avg Limit (dBuV/m)	Margin (dB)	Peak Limit (dBuV/m)	Margin (dB)	UNII Non-Restricted (dBuV/m)	Margin (dB)	Asimuth (Degs)	Height (cm)	Polarity
1	* 8.371	24.99	PK	36.3	-22	0	39.29	-	-	74	-34.71	-	-	0-360	150	H
3	* 11.158	25.34	PK	38.3	-19.7	0	43.94	-	-	74	-30.06	-	-	0-360	250	H
5	16.741	22.24	PK	41.3	-16.8	0	46.74	-	-	-	-	68.2	-21.46	0-360	250	H
2	* 8.371	24.62	PK	36.3	-22	0	38.92	-	-	74	-35.08	-	-	0-360	150	V
4	* 11.162	23.62	PK	38.3	-19.6	0	42.32	-	-	74	-31.68	-	-	0-360	150	V
6	16.741	22.34	PK	41.3	-16.8	0	46.84	-	-	-	-	68.2	-21.36	0-360	250	V

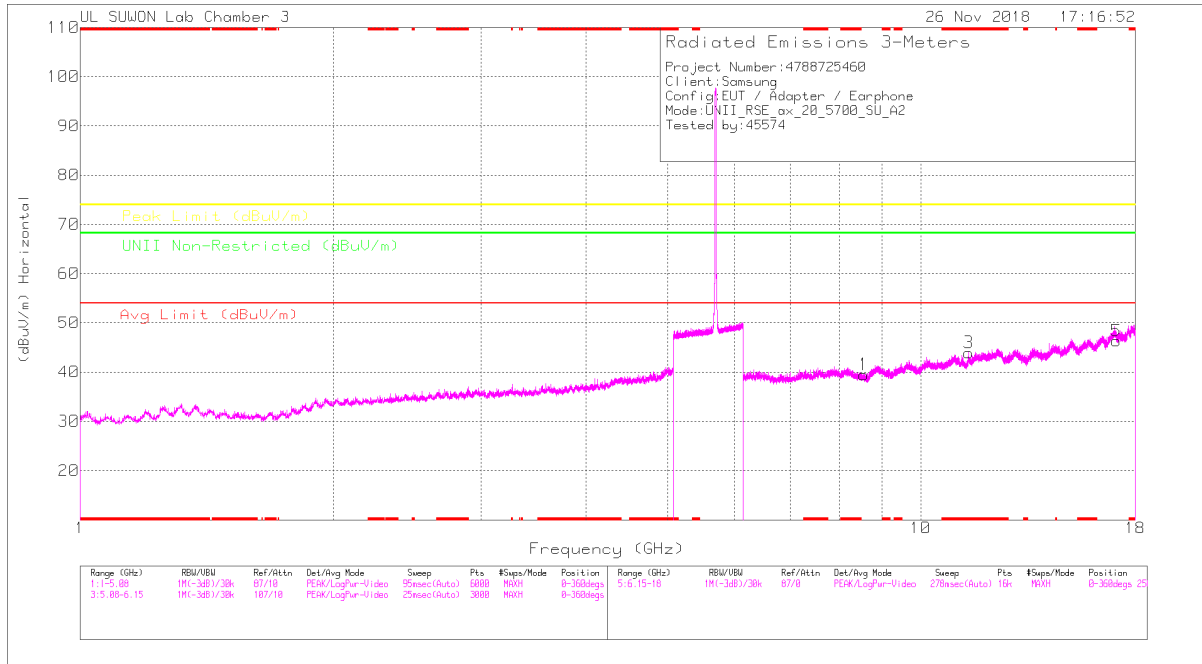
* - indicates frequency in CFR47 Pt 15 / IC RSS-Restricted Band
 PK – Peak Detector

Radiated Emissions

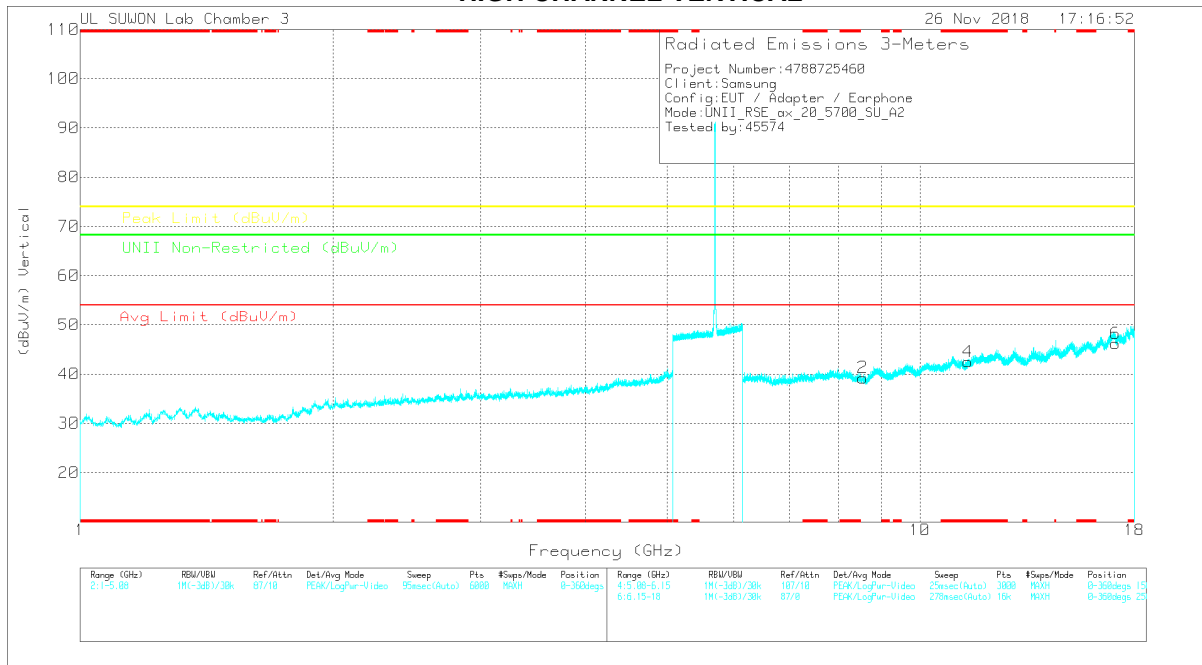
Frequency (GHz)	Meter Reading (dBuV)	Det	3117_00209599	6GHz_HF[dB]	DC Corr (dB)	Corrected Reading (dBuV/m)	Avg Limit (dBuV/m)	Margin (dB)	Peak Limit (dBuV/m)	Margin (dB)	UNII Non-Restricted (dBuV/m)	Margin (dB)	Asimuth (Degs)	Height (cm)	Polarity
* 11.172	34.65	PK-U	38.3	-19.6	0	53.35	-	-	74	-20.65	-	-	178	275	H
* 11.159	24.99	ADR	38.3	-19.7	.11	43.7	54	-10.3	-	-	-	-	178	275	H

* - indicates frequency in CFR47 Pt 15 / IC RSS-Restricted Band
 PK-U - U-NII: Maximum Peak
 ADR - U-NII AD primary method, RMS average

HIGH CHANNEL HORIZONTAL



HIGH CHANNEL VERTICAL



Note: Emission was scanned up to 40GHz; No emissions were detected above the noise floor which was at least 20dB below the specification limit.

HIGH CHANNEL DATA

Trace Markers

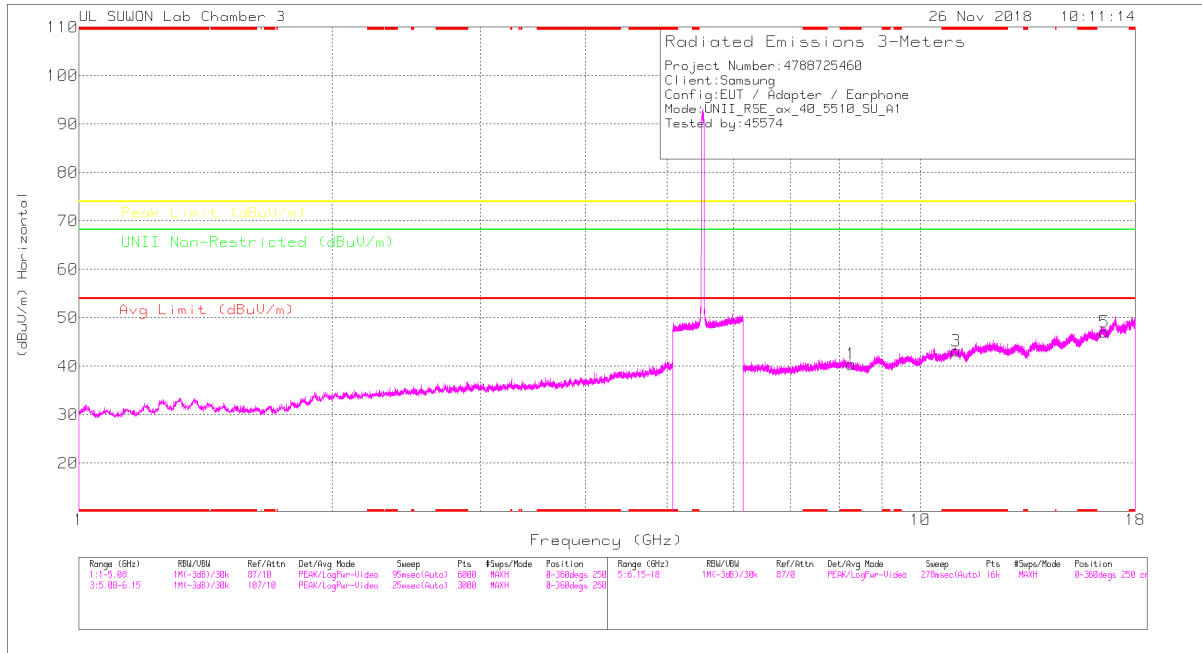
Marker	Frequency (GHz)	Major Reading (dBuV)	Det	3117_0020959	66Hz_HF(dB)	DC Corr (dB)	Corrected Reading (dBuV/m)	Avg Limit (dBuV/m)	Margin (dB)	Peak Limit (dBuV/m)	Margin (dB)	Limit Non-Restricted (dBuV/m)	Margin (dB)	Azimuth (Degs)	Height (cm)	Polarity
1	8.553	24.5	PK	36.3	-21.3	0	39.5	-	-	-	-	68.2	-28.7	0-360	250	H
3	* 11.401	25.04	PK	38.5	-19.6	0	43.94	-	-	74	-30.06	-	-	0-360	250	H
5	17.1	20.96	PK	41.6	-16.2	0	46.36	-	-	-	-	68.2	-21.84	0-360	150	H
2	8.55	24.25	PK	36.3	-21.3	0	39.25	-	-	-	-	68.2	-28.95	0-360	250	V
4	* 11.401	23.59	PK	38.5	-19.6	0	42.49	-	-	74	-31.51	-	-	0-360	250	V
6	17.1	20.82	PK	41.6	-16.2	0	46.22	-	-	-	-	68.2	-21.98	0-360	250	V

* - indicates frequency in CFR47 Pt 15 / IC RSS-Restricted Band
 PK – Peak Detector

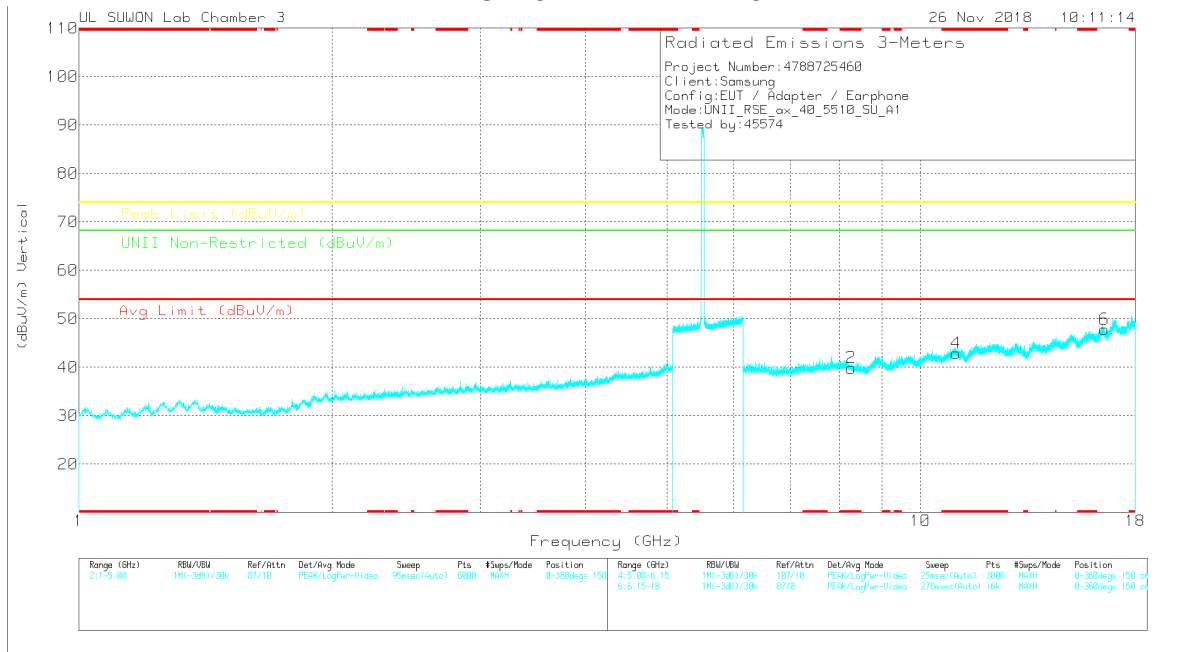
Note: Only peak measurement was performed. Because peak measurement result of unwanted emission is less than average limit (54dBuV/m).

HE40 SU mode (ANT_1)

LOW CHANNEL HORIZONTAL



LOW CHANNEL VERTICAL



Note: Emission was scanned up to 40GHz; No emissions were detected above the noise floor which was at least 20dB below the specification limit.

LOW CHANNEL DATA

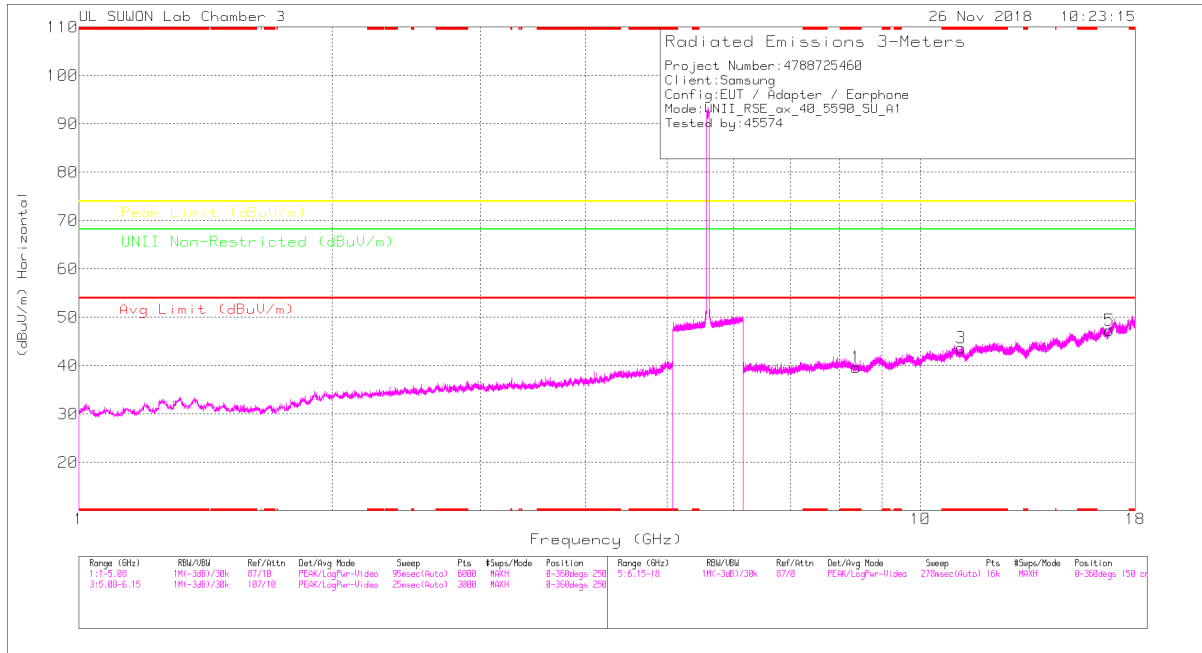
Trace Markers

Marker	Frequency (GHz)	Major Reading (dBuV)	Det	3117_0020959	66Hz_HR(dB)	DC Corr (dB)	Corrected Reading (dBuV/m)	Avg Limit (dBuV/m)	Margin (dB)	Peak Limit (dBuV/m)	Margin (dB)	Limit Non-Restricted (dBuV/m)	Margin (dB)	Altitude (Degs)	Height (cm)	Polarity
1	* 8.266	26.15	PK	36.4	-22.1	0	40.45	-	-	74	-33.55	-	-	0-360	150	H
3	* 11.025	24.47	PK	38.2	-19.5	0	43.17	-	-	74	-30.83	-	-	0-360	150	H
5	16.53	23.61	PK	40.9	-17.4	0	47.11	-	-	-	-	68.2	-21.09	0-360	150	H
2	* 8.266	25.56	PK	36.4	-22.1	0	39.86	-	-	74	-34.14	-	-	0-360	150	V
4	* 11.025	24.15	PK	38.2	-19.5	0	42.85	-	-	74	-31.15	-	-	0-360	250	V
6	16.532	24.34	PK	40.9	-17.4	0	47.84	-	-	-	-	68.2	-20.36	0-360	150	V

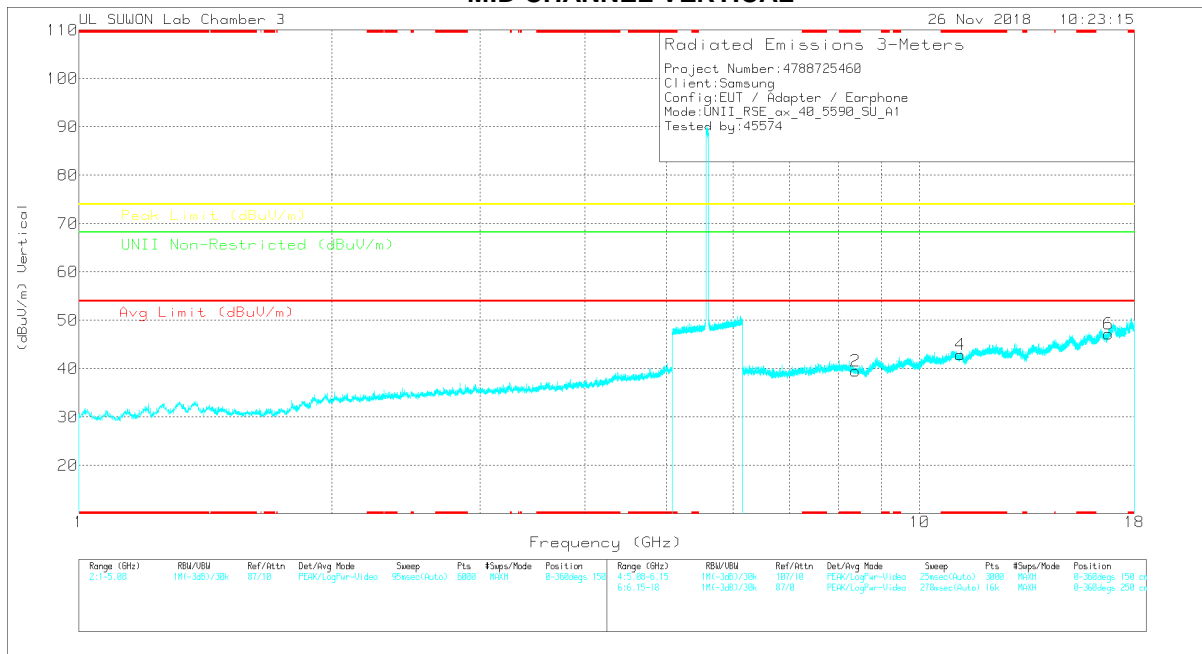
* - indicates frequency in CFR47 Pt 15 / IC RSS-Restricted Band
 PK – Peak Detector

Note: Only peak measurement was performed. Because peak measurement result of unwanted emission is less than average limit (54dBuV/m).

MID CHANNEL HORIZONTAL



MID CHANNEL VERTICAL



Note: Emission was scanned up to 40GHz; No emissions were detected above the noise floor which was at least 20dB below the specification limit.

MID CHANNEL DATA

Trace Markers

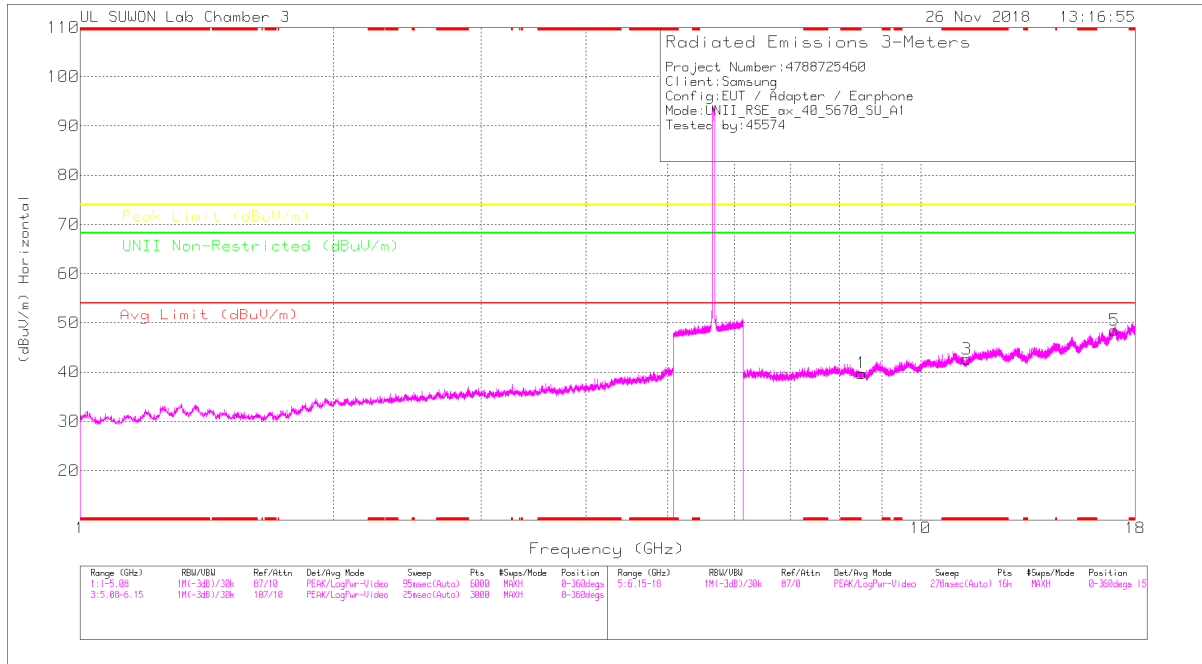
Marker	Frequency (GHz)	Meter Reading (dBuV)	Det	3117_00205959	6GHz_HF[dB]	DC Corr (dB)	Corrected Reading (dBuV/m)	Ag Limit (dBuV/m)	Margin (dB)	Peak Limit (dBuV/m)	Margin (dB)	UNII Non-Restricted (dBuV/m)	Margin (dB)	Asimuth (Degs)	Height (cm)	Polarity
1	* 8.385	25.36	PK	36.3	-22	0	39.66	-	-	74	-34.34	-	-	0-360	250	H
3	* 11.181	24.89	PK	38.3	-19.5	0	43.69	-	-	74	-30.31	-	-	0-360	150	H
5	16.77	22.47	PK	41.4	-16.6	0	47.27	-	-	-	-	68.2	-20.93	0-360	250	H
2	* 8.386	25.2	PK	36.3	-22	0	39.5	-	-	74	-34.5	-	-	0-360	250	V
4	* 11.181	24.09	PK	38.3	-19.5	0	42.89	-	-	74	-31.11	-	-	0-360	250	V
6	16.77	22.39	PK	41.4	-16.6	0	47.19	-	-	-	-	68.2	-21.01	0-360	250	V

* - indicates frequency in CFR47 Pt 15 / IC RSS-Restricted Band

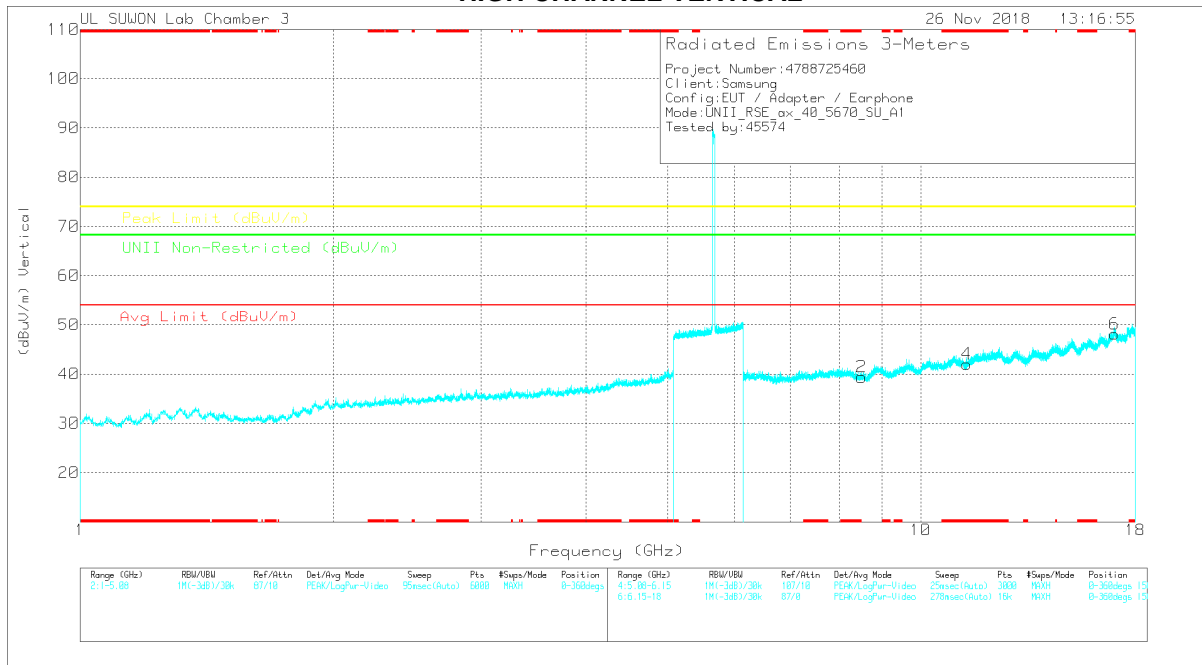
PK – Peak Detector

Note: Only peak measurement was performed. Because peak measurement result of unwanted emission is less than average limit (54dBuV/m).

HIGH CHANNEL HORIZONTAL



HIGH CHANNEL VERTICAL



Note: Emission was scanned up to 40GHz; No emissions were detected above the noise floor which was at least 20dB below the specification limit.

HIGH CHANNEL DATA

Trace Markers

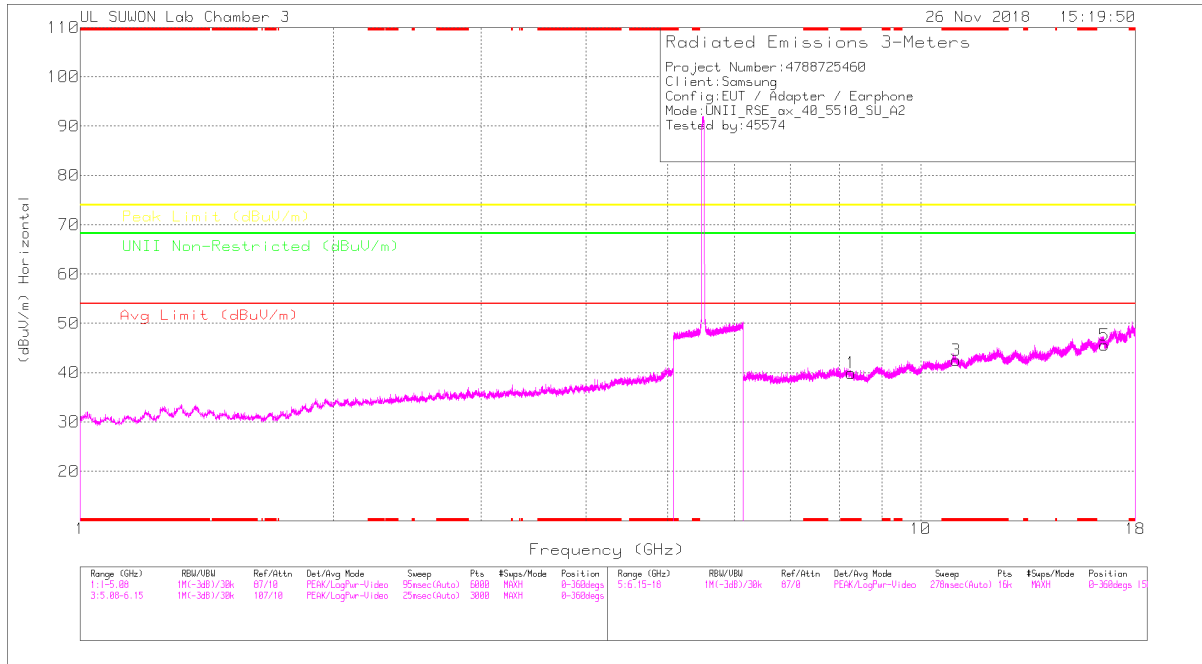
Marker	Frequency (GHz)	Marker Reading (dBuV)	Det	3117_0020959	66Hz_HF(dB)	DC Corr (dB)	Corrected Reading (dBuV/m)	Avg Limit (dBuV/m)	Margin (dB)	Peak Limit (dBuV/m)	Margin (dB)	Limit Non-Restricted (dBuV/m)	Margin (dB)	Azimuth (Degs)	Height (cm)	Polarity
1	8.505	24.87	PK	36.3	-21.4	0	39.77	-	-	-	-	68.2	-28.43	0-360	250	H
3	* 11.341	23.93	PK	38.4	-19.7	0	42.63	-	-	74	-31.37	-	-	0-360	250	H
5	17.01	22.72	PK	41.7	-15.9	0	48.52	-	-	-	-	68.2	-19.68	0-360	250	H
2	8.505	24.5	PK	36.3	-21.4	0	39.4	-	-	-	-	68.2	-28.8	0-360	150	V
4	* 11.341	23.32	PK	38.4	-19.7	0	42.02	-	-	74	-31.98	-	-	0-360	250	V
6	17.01	22.31	PK	41.7	-15.9	0	48.11	-	-	-	-	68.2	-20.09	0-360	250	V

* - indicates frequency in CFR47 Pt 15 / IC RSS-Restricted Band
 PK – Peak Detector

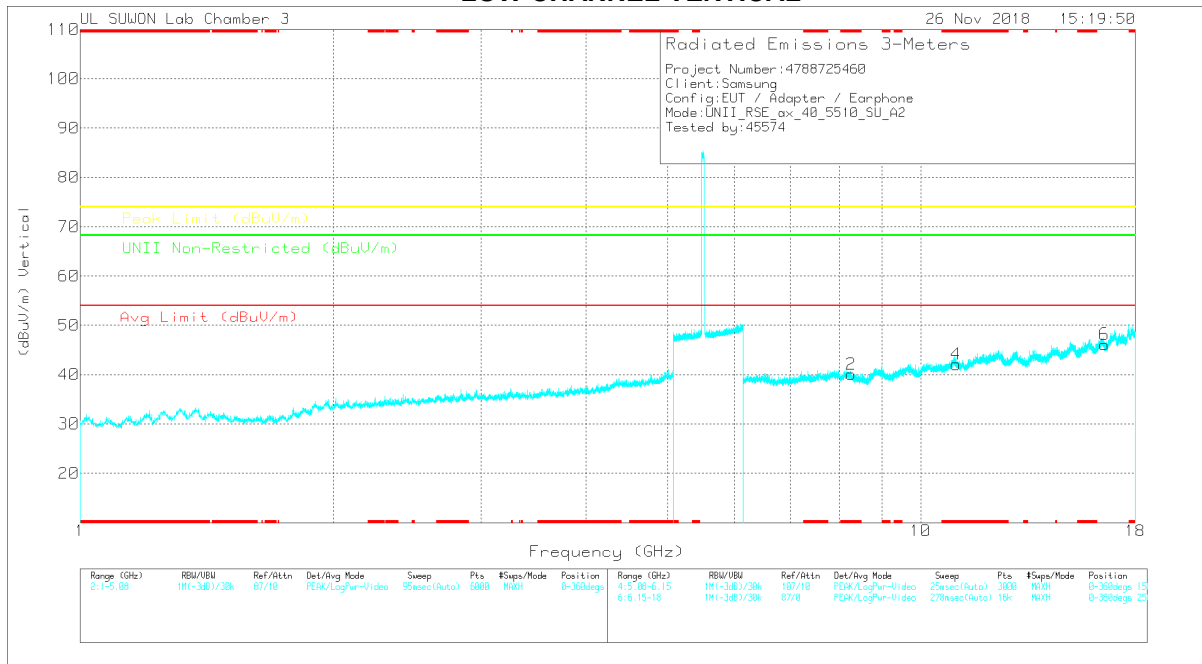
Note: Only peak measurement was performed. Because peak measurement result of unwanted emission is less than average limit (54dBuV/m).

HE40 SU mode (ANT_2)

LOW CHANNEL HORIZONTAL



LOW CHANNEL VERTICAL



Note: Emission was scanned up to 40GHz; No emissions were detected above the noise floor which was at least 20dB below the specification limit.

LOW CHANNEL DATA

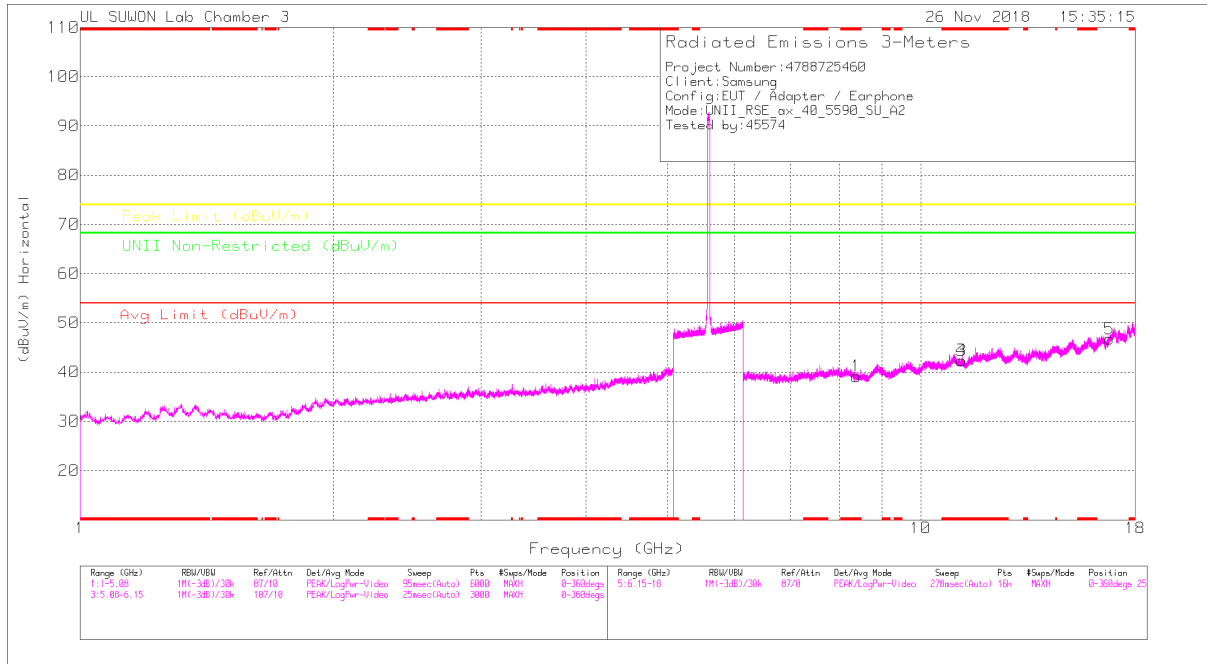
Trace Markers

Marker	Frequency (GHz)	Major Reading (dBuV)	Det	3117_0020959	66Hz_HR(dB)	DC Corr (dB)	Corrected Reading (dBuV/m)	Avg Limit (dBuV/m)	Margin (dB)	Peak Limit (dBuV/m)	Margin (dB)	Limit Non-Restricted (dBuV/m)	Margin (dB)	Altitude (Degs)	Height (cm)	Polarity
1	* 8.266	25.61	PK	36.4	-22.1	0	39.91	-	-	74	-34.09	-	-	0-360	250	H
3	* 11.021	23.8	PK	38.2	-19.5	0	42.5	-	-	74	-31.5	-	-	0-360	150	H
5	16.531	22.18	PK	40.9	-17.5	0	45.58	-	-	-	-	68.2	-22.62	0-360	250	H
2	* 8.265	25.8	PK	36.4	-22.1	0	40.1	-	-	74	-33.9	-	-	0-360	250	V
4	* 11.021	23.38	PK	38.2	-19.5	0	42.08	-	-	74	-31.92	-	-	0-360	150	V
6	16.531	22.72	PK	40.9	-17.5	0	46.12	-	-	-	-	68.2	-22.08	0-360	150	V

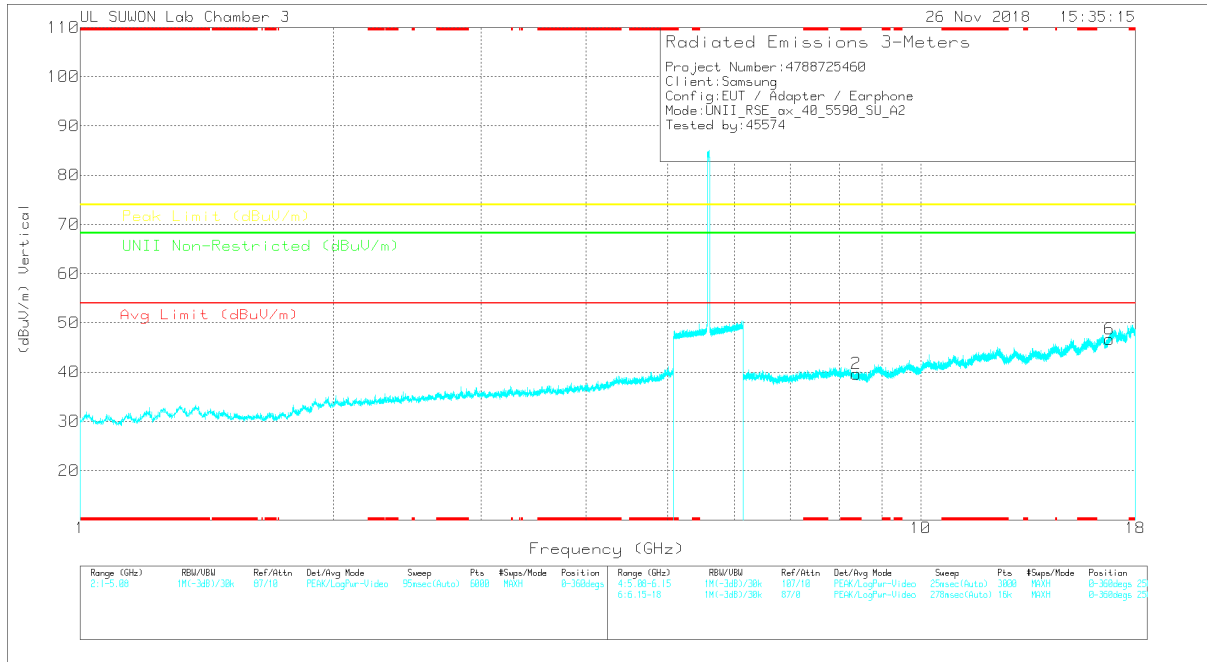
* - indicates frequency in CFR47 Pt 15 / IC RSS-Restricted Band
 PK – Peak Detector

Note: Only peak measurement was performed. Because peak measurement result of unwanted emission is less than average limit (54dBuV/m).

MID CHANNEL HORIZONTAL



MID CHANNEL VERTICAL



Note: Emission was scanned up to 40GHz; No emissions were detected above the noise floor which was at least 20dB below the specification limit.

MID CHANNEL DATA

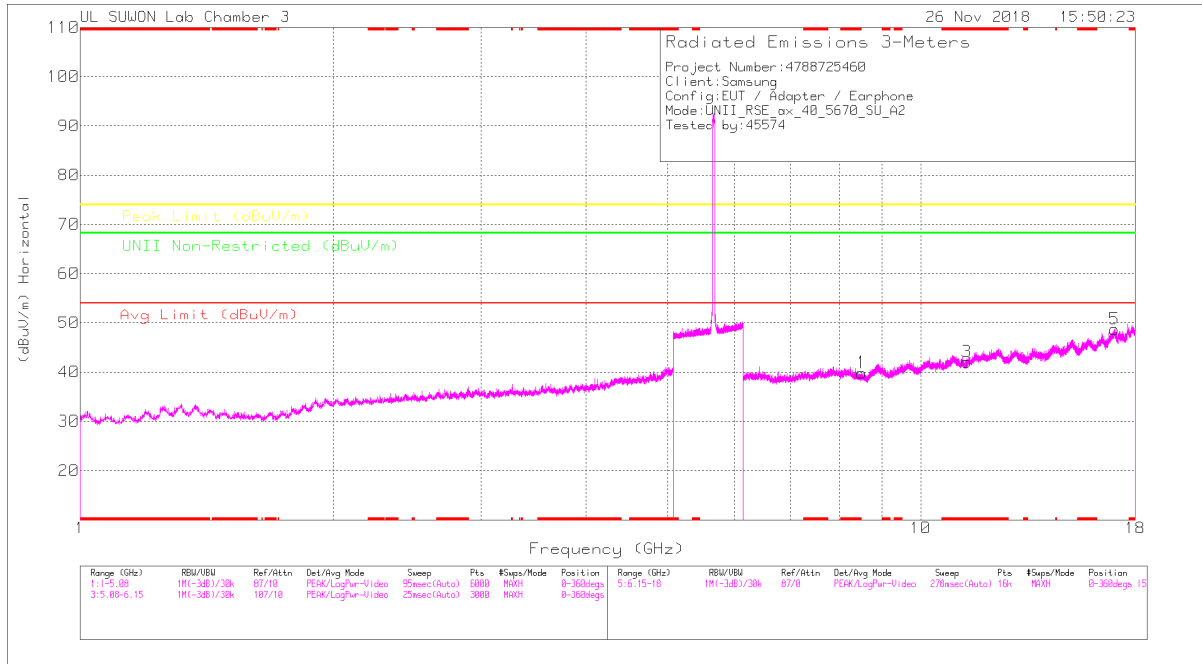
Trace Markers

Marker	Frequency (GHz)	Meter Reading (dBuV)	Det	3117_00205959	6GHz_HF[dB]	DC Corr (dB)	Corrected Reading (dBuV/m)	Avg Limit (dBuV/m)	Margin (dB)	Peak Limit (dBuV/m)	Margin (dB)	UNII Non-Restricted (dBuV/m)	Margin (dB)	Asimuth (Degs)	Height (cm)	Polarity
1	* 8.385	24.75	PK	36.3	-21.9	0	39.15	-	-	74	-34.85	-	-	0-360	250	H
3	* 11.181	23.6	PK	38.3	-19.5	0	42.4	-	-	74	-31.6	-	-	0-360	250	H
4	* 11.181	23.6	PK	38.3	-19.5	0	42.4	-	-	74	-31.6	-	-	0-360	250	H
5	16.77	21.9	PK	41.4	-16.6	0	46.7	-	-	-	-	68.2	-21.5	0-360	250	H
2	* 8.386	25.35	PK	36.3	-22	0	39.65	-	-	74	-34.35	-	-	0-360	250	V
6	16.771	21.88	PK	41.4	-16.6	0	46.68	-	-	-	-	68.2	-21.52	0-360	150	V

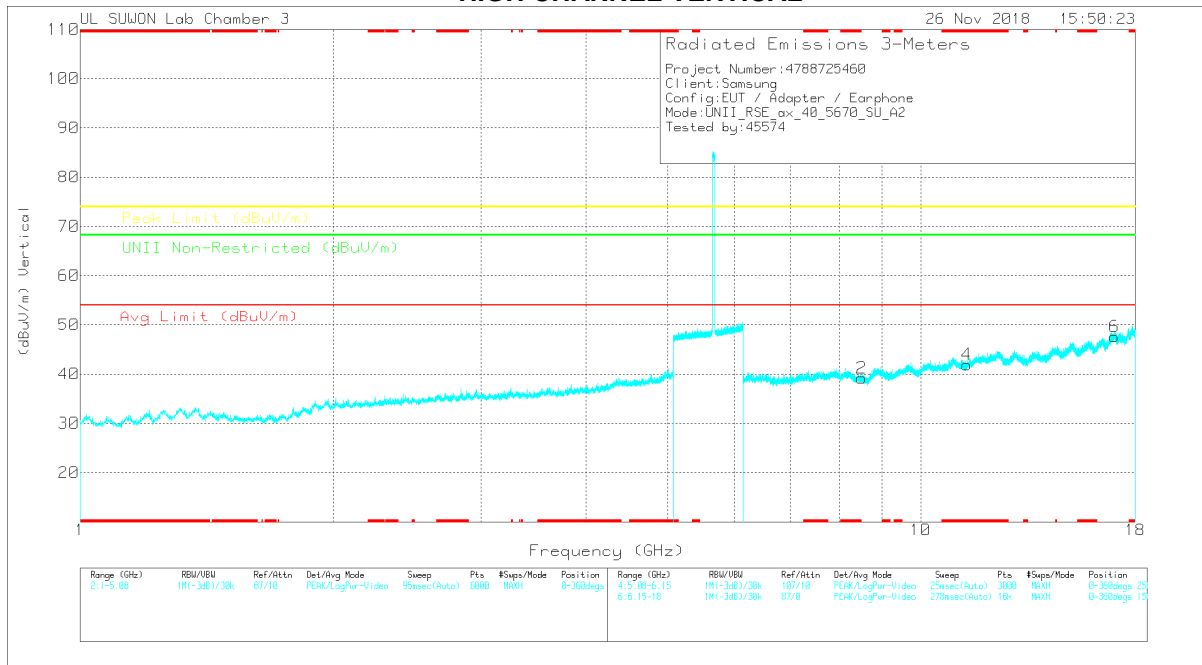
* - indicates frequency in CFR47 Pt 15 / IC RSS-Restricted Band
 PK – Peak Detector

Note: Only peak measurement was performed. Because peak measurement result of unwanted emission is less than average limit (54dBuV/m).

HIGH CHANNEL HORIZONTAL



HIGH CHANNEL VERTICAL



Note: Emission was scanned up to 40GHz; No emissions were detected above the noise floor which was at least 20dB below the specification limit.

HIGH CHANNEL DATA

Trace Markers

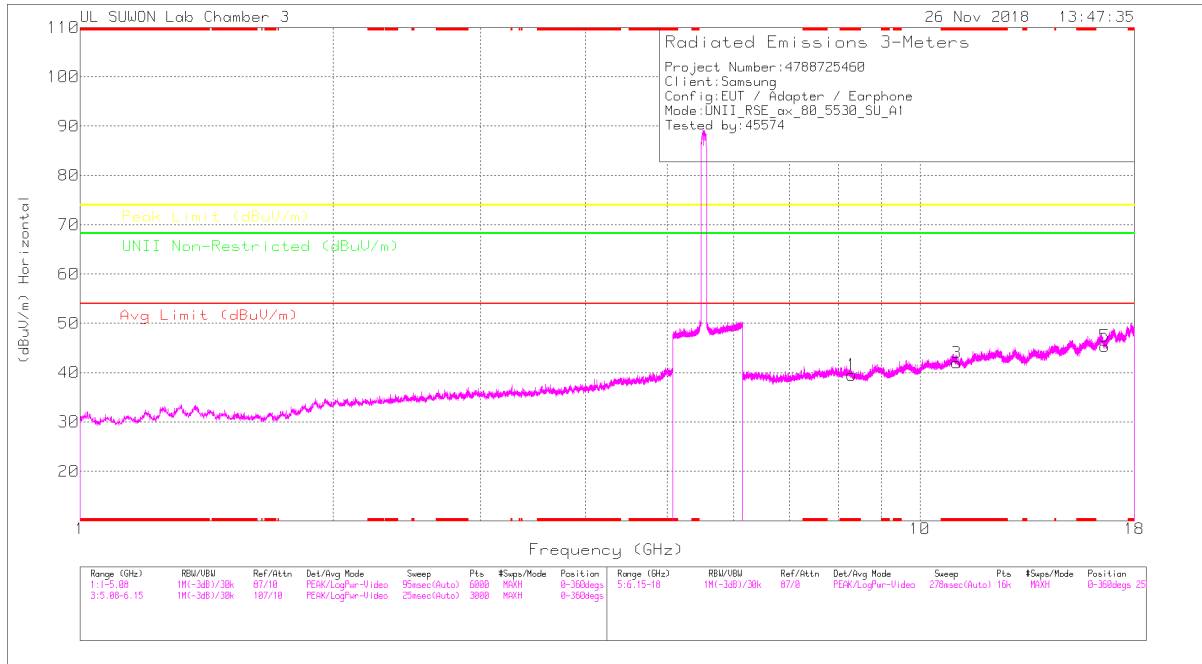
Marker	Frequency (GHz)	Major Reading (dBuV)	Det	3117_0020959	66Hz_HF(dB)	DC Corr (dB)	Corrected Reading (dBuV/m)	Avg Limit (dBuV/m)	Margin (dB)	Peak Limit (dBuV/m)	Margin (dB)	Limit Non-Restricted (dBuV/m)	Margin (dB)	Azimuth (Degs)	Height (cm)	Polarity
1	8.505	24.96	PK	36.3	-21.4	0	39.86	-	-	-	-	68.2	-28.34	0-360	150	H
3	* 11.343	23.39	PK	38.4	-19.7	0	42.09	-	-	74	-31.91	-	-	0-360	250	H
5	17.01	22.92	PK	41.7	-15.9	0	48.72	-	-	-	-	68.2	-19.48	0-360	250	H
2	8.505	24.26	PK	36.3	-21.4	0	39.16	-	-	-	-	68.2	-29.04	0-360	250	V
4	* 11.341	23.21	PK	38.4	-19.7	0	41.91	-	-	74	-32.09	-	-	0-360	250	V
6	17.01	21.82	PK	41.7	-15.9	0	47.62	-	-	-	-	68.2	-20.58	0-360	250	V

* - indicates frequency in CFR47 Pt 15 / IC RSS-Restricted Band
 PK – Peak Detector

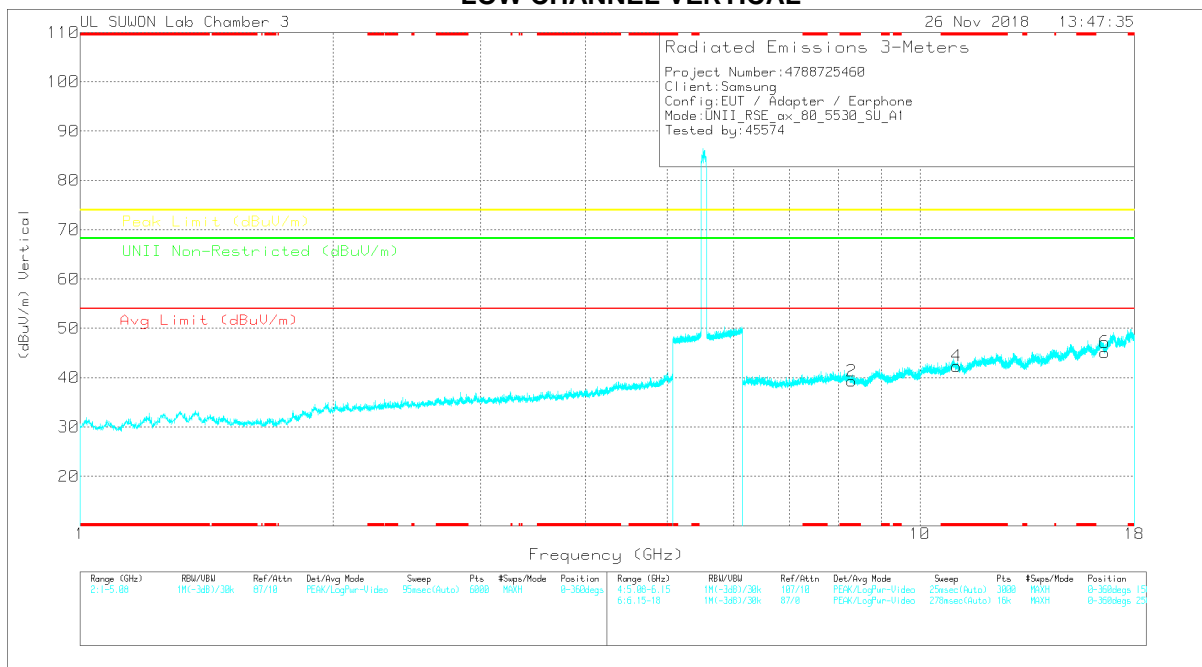
Note: Only peak measurement was performed. Because peak measurement result of unwanted emission is less than average limit (54dBuV/m).

HE80 SU mode (ANT_1)

LOW CHANNEL HORIZONTAL



LOW CHANNEL VERTICAL



Note: Emission was scanned up to 40GHz; No emissions were detected above the noise floor which was at least 20dB below the specification limit.

LOW CHANNEL DATA

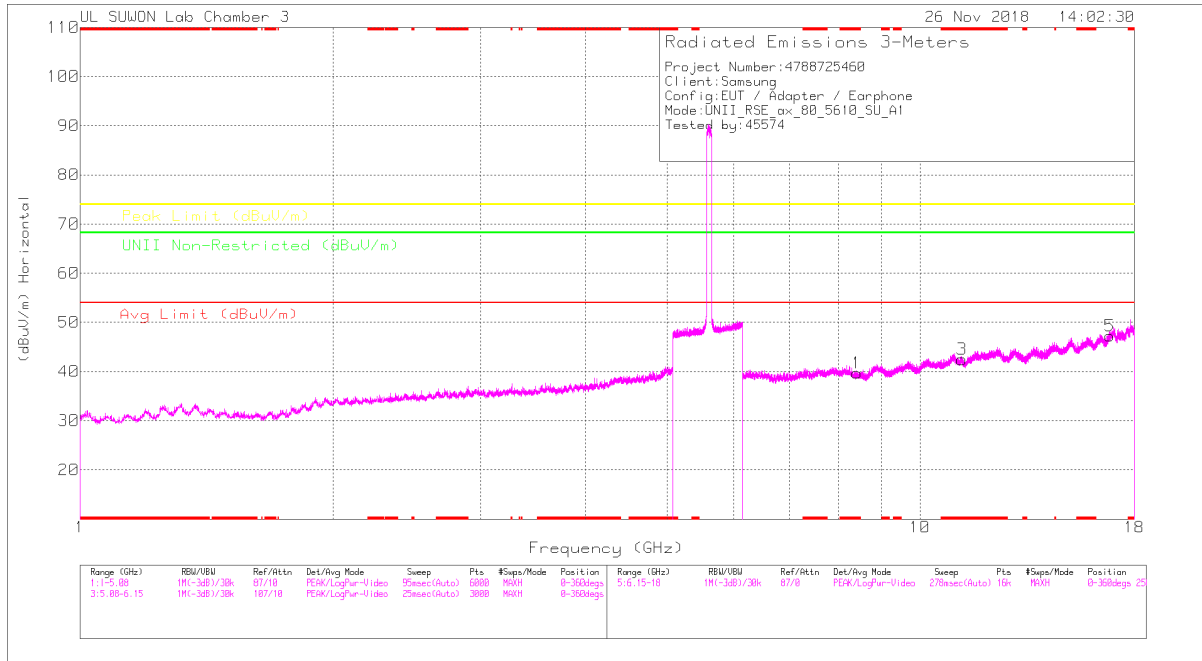
Trace Markers

Marker	Frequency (GHz)	Major Reading (dBuV)	Det	3117_0020999	66Hz_HF(dB)	DC Corr (dB)	Corrected Reading (dBuV/m)	Avg Limit (dBuV/m)	Margin (dB)	Peak Limit (dBuV/m)	Margin (dB)	Limit Non-Restricted (dBuV/m)	Margin (dB)	Azimuth (Degs)	Height (cm)	Polarity
1	* 8.296	25.24	PK	36.4	-22.1	0	39.54	-	-	74	-34.46	-	-	0-360	250	H
3	* 11.061	23.21	PK	38.2	-19.4	0	42.01	-	-	74	-31.99	-	-	0-360	150	H
5	16.59	21.56	PK	41	-17.2	0	45.36	-	-	-	-	68.2	-22.84	0-360	250	H
2	* 8.296	25	PK	36.4	-22.1	0	39.3	-	-	74	-34.7	-	-	0-360	150	V
4	* 11.061	23.53	PK	38.2	-19.4	0	42.33	-	-	74	-31.67	-	-	0-360	150	V
6	16.59	21.32	PK	41	-17.2	0	45.12	-	-	-	-	68.2	-23.08	0-360	250	V

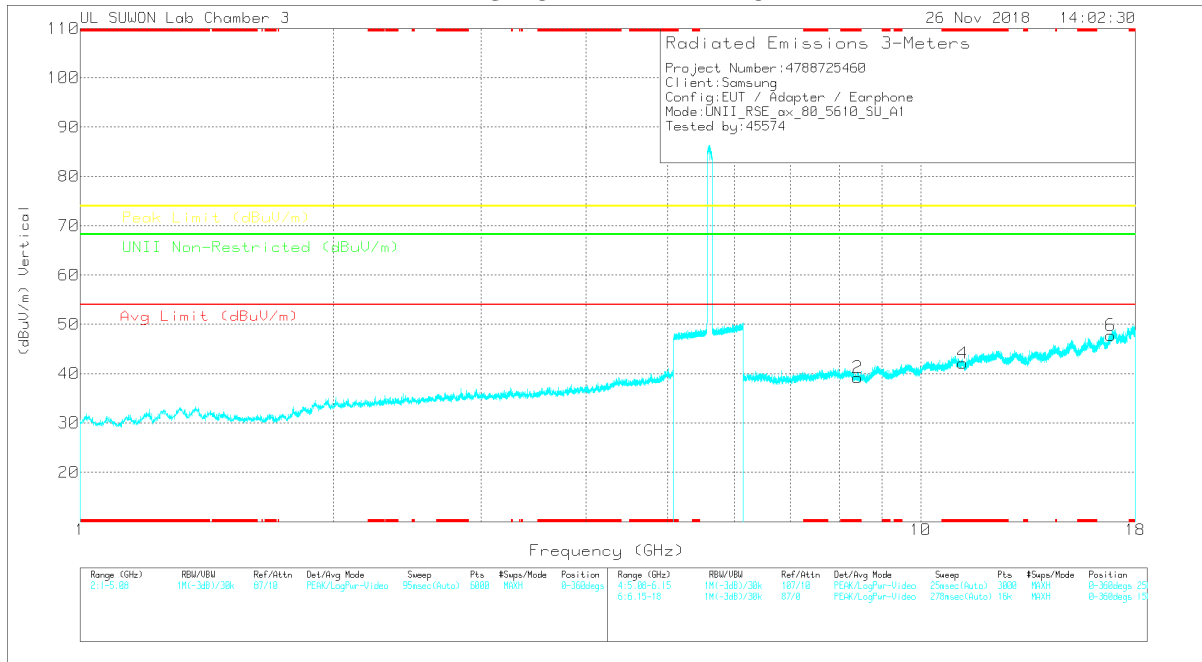
* - indicates frequency in CFR47 Pt 15 / IC RSS-Restricted Band
 PK – Peak Detector

Note: Only peak measurement was performed. Because peak measurement result of unwanted emission is less than average limit (54dBuV/m).

HIGH CHANNEL HORIZONTAL



HIGH CHANNEL VERTICAL



Note: Emission was scanned up to 40GHz; No emissions were detected above the noise floor which was at least 20dB below the specification limit.

HIGH CHANNEL DATA

Trace Markers

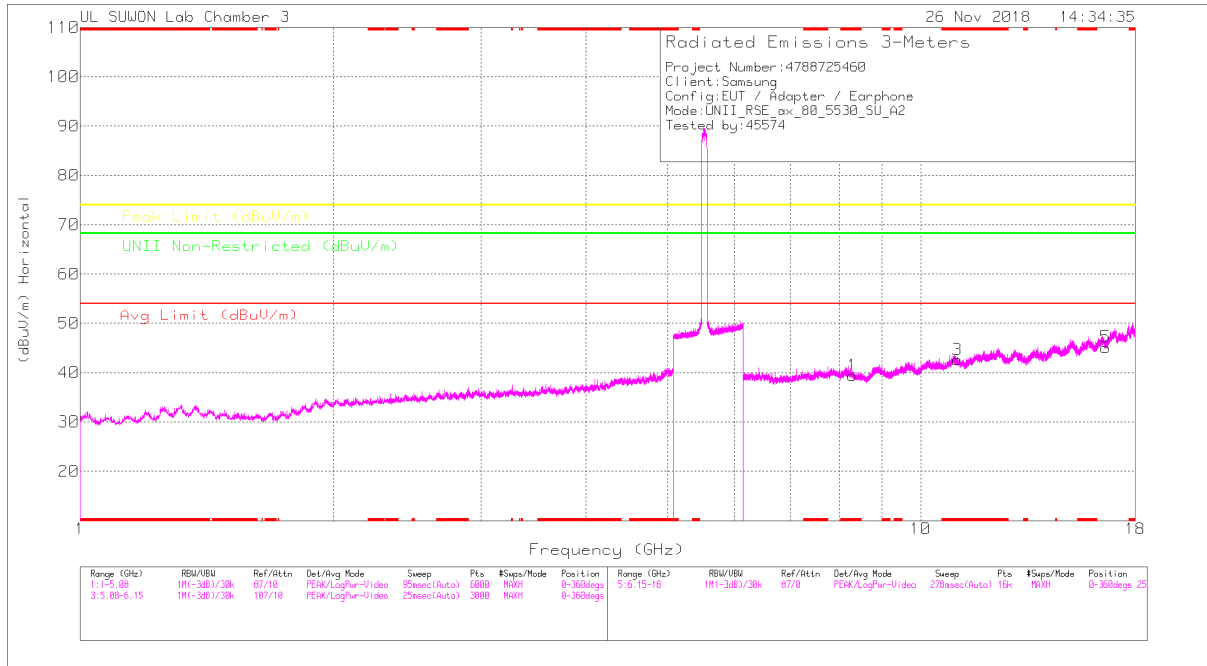
Marker	Frequency (GHz)	Marker Reading (dBuV)	Det	3117_0020959	66Hz_HF(dB)	DC Corr (dB)	Corrected Reading (dBuV/m)	Avg Limit (dBuV/m)	Margin (dB)	Peak Limit (dBuV/m)	Margin (dB)	Limit Non-Restricted (dBuV/m)	Margin (dB)	Azimuth (Degs)	Height (cm)	Polarity
1	* 8.416	25.17	PK	36.3	-21.8	0	39.67	-	-	74	-34.33	-	-	0-360	150	H
3	* 11.221	23.47	PK	38.4	-19.4	0	42.47	-	-	74	-31.53	-	-	0-360	250	H
5	16.83	22.22	PK	41.5	-16.5	0	47.22	-	-	-	-	68.2	-20.98	0-360	150	H
2	* 8.416	24.71	PK	36.3	-21.8	0	39.21	-	-	74	-34.79	-	-	0-360	150	V
4	* 11.221	23.1	PK	38.4	-19.4	0	42.1	-	-	74	-31.9	-	-	0-360	250	V
6	16.83	22.78	PK	41.5	-16.5	0	47.78	-	-	-	-	68.2	-20.42	0-360	150	V

* - indicates frequency in CFR47 Pt 15 / IC RSS-Restricted Band
 PK – Peak Detector

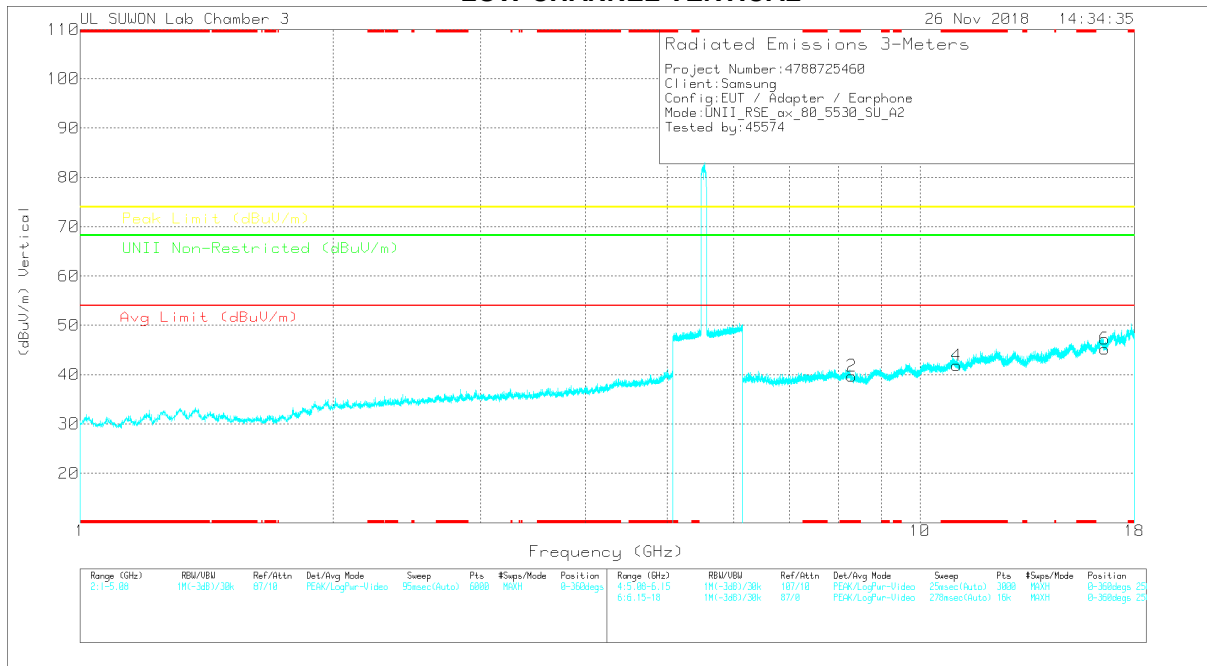
Note: Only peak measurement was performed. Because peak measurement result of unwanted emission is less than average limit (54dBuV/m).

HE80 SU mode (ANT_2)

LOW CHANNEL HORIZONTAL



LOW CHANNEL VERTICAL



Note: Emission was scanned up to 40GHz; No emissions were detected above the noise floor which was at least 20dB below the specification limit.

LOW CHANNEL DATA

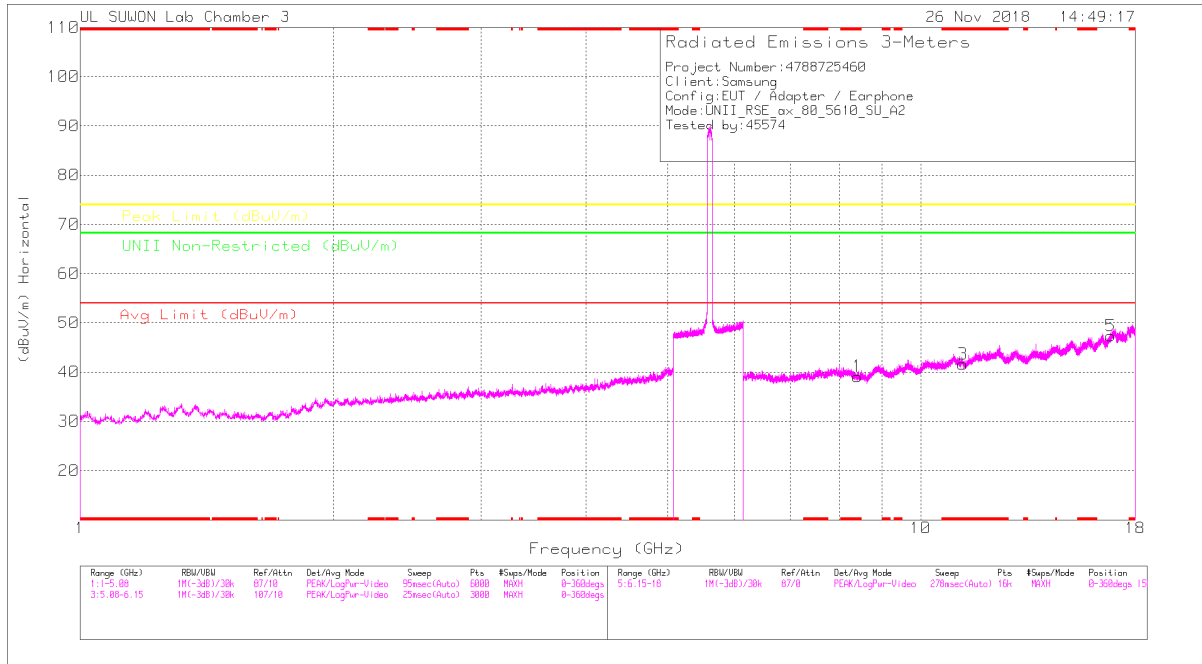
Trace Markers

Marker	Frequency (GHz)	Major Reading (dBuV)	Det	3117_0020959	66Hz_HF(dB)	DC Corr (dB)	Corrected Reading (dBuV/m)	Avg Limit (dBuV/m)	Margin (dB)	Peak Limit (dBuV/m)	Margin (dB)	Limit Non-Restricted (dBuV/m)	Margin (dB)	Azimuth (Degs)	Height (cm)	Polarity
1	* 8.296	25.12	PK	36.4	-22.1	0	39.42	-	-	74	-34.58	-	-	0-360	250	H
3	* 11.061	23.81	PK	38.2	-19.4	0	42.61	-	-	74	-31.39	-	-	0-360	250	H
5	16.59	21.33	PK	41	-17.2	0	45.13	-	-	-	-	68.2	-23.07	0-360	150	H
2	* 8.296	25.42	PK	36.4	-22.1	0	39.72	-	-	74	-34.28	-	-	0-360	250	V
4	* 11.061	23.05	PK	38.2	-19.4	0	41.85	-	-	74	-32.15	-	-	0-360	150	V
6	16.59	21.42	PK	41	-17.2	0	45.22	-	-	-	-	68.2	-22.98	0-360	250	V

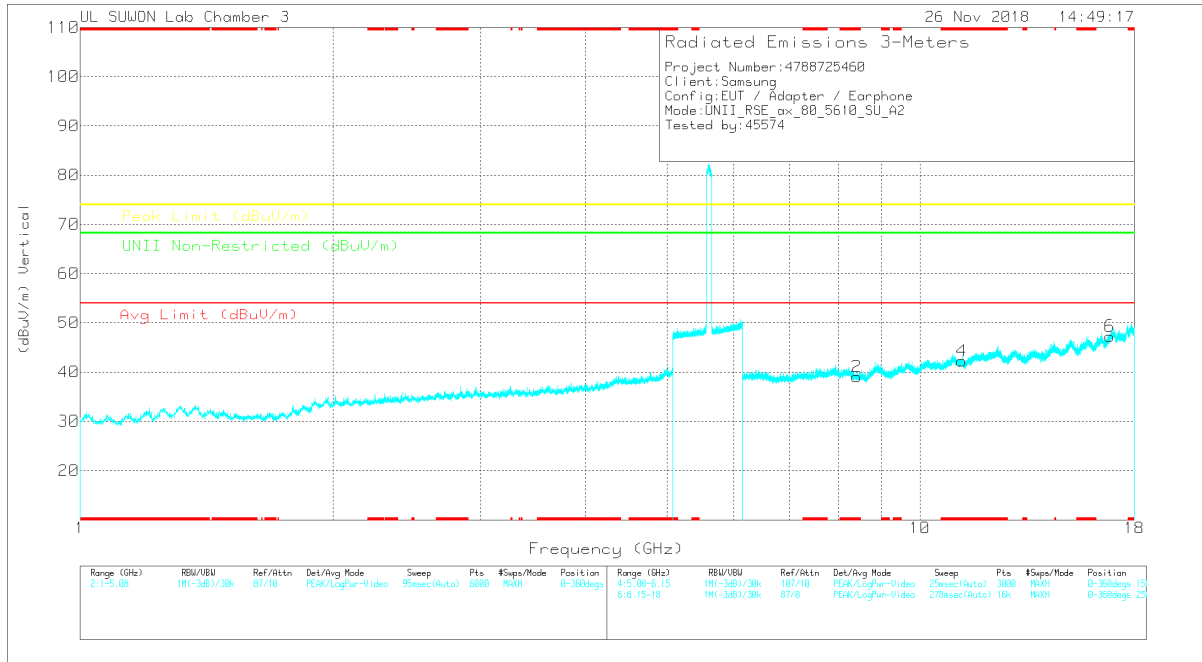
* - indicates frequency in CFR47 Pt 15 / IC RSS-Restricted Band
 PK – Peak Detector

Note: Only peak measurement was performed. Because peak measurement result of unwanted emission is less than average limit (54dBuV/m).

HIGH CHANNEL HORIZONTAL



HIGH CHANNEL VERTICAL



Note: Emission was scanned up to 40GHz; No emissions were detected above the noise floor which was at least 20dB below the specification limit.

HIGH CHANNEL DATA

Trace Markers

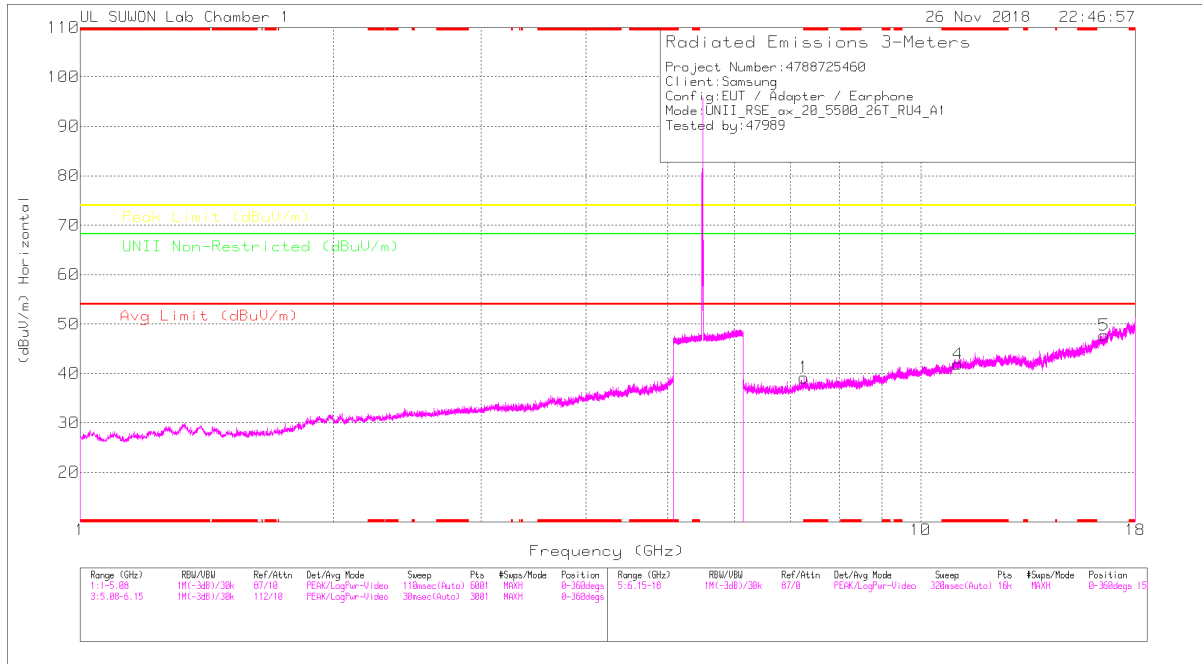
Marker	Frequency (GHz)	Major Reading (dBuV)	Det	3117_0020959	66Hz_HR(dB)	DC Corr (dB)	Corrected Reading (dBuV/m)	Avg Limit (dBuV/m)	Margin (dB)	Peak Limit (dBuV/m)	Margin (dB)	Limit Non-Restricted (dBuV/m)	Margin (dB)	Altitude (Degs)	Height (cm)	Polarity
1	* 8.415	24.61	PK	36.3	-21.8	0	39.11	-	-	74	-34.89	-	-	0-360	150	H
3	* 11.221	22.63	PK	38.4	-19.4	0	41.63	-	-	74	-32.37	-	-	0-360	150	H
5	16.83	22.34	PK	41.5	-16.5	0	47.34	-	-	-	-	68.2	-20.86	0-360	250	H
2	* 8.415	24.54	PK	36.3	-21.8	0	39.04	-	-	74	-34.96	-	-	0-360	250	V
4	* 11.221	23.25	PK	38.4	-19.4	0	42.25	-	-	74	-31.75	-	-	0-360	150	V
6	16.83	22.26	PK	41.5	-16.5	0	47.26	-	-	-	-	68.2	-20.94	0-360	250	V

* - indicates frequency in CFR47 Pt 15 / IC RSS-Restricted Band
 PK – Peak Detector

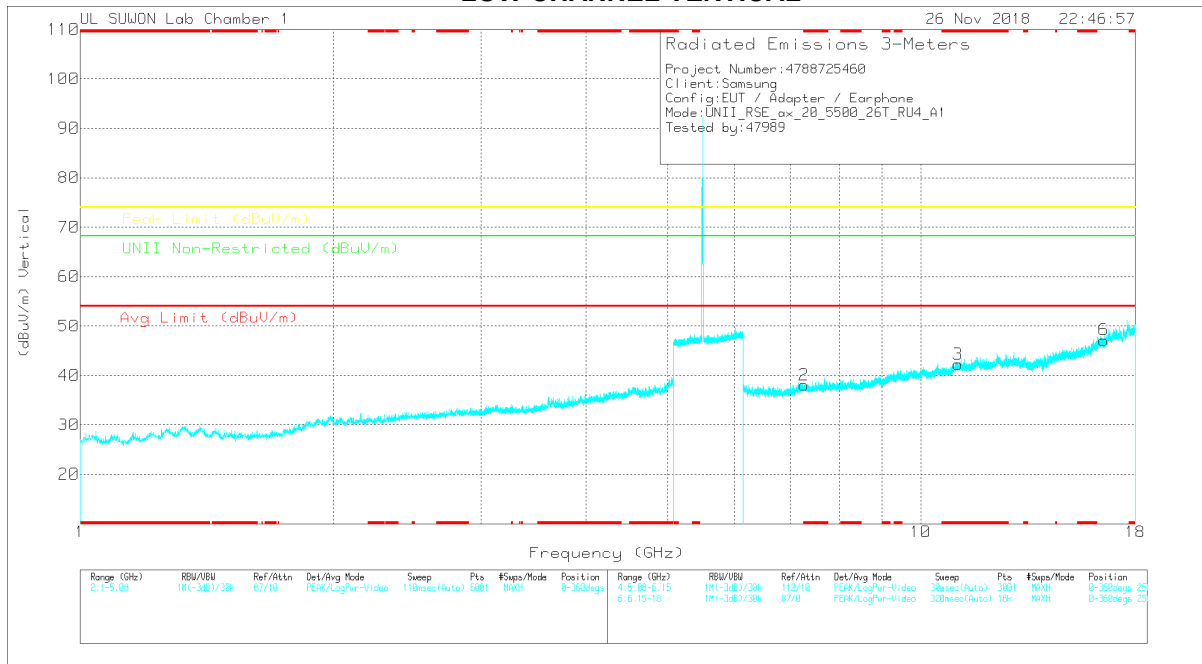
Note: Only peak measurement was performed. Because peak measurement result of unwanted emission is less than average limit (54dBuV/m).

HE20 RU mode (ANT_1 / 26T / Low: 4, Mid: 8, High: 0)

LOW CHANNEL HORIZONTAL



LOW CHANNEL VERTICAL



Note: Emission was scanned up to 40GHz; No emissions were detected above the noise floor which was at least 20dB below the specification limit.

LOW CHANNEL DATA

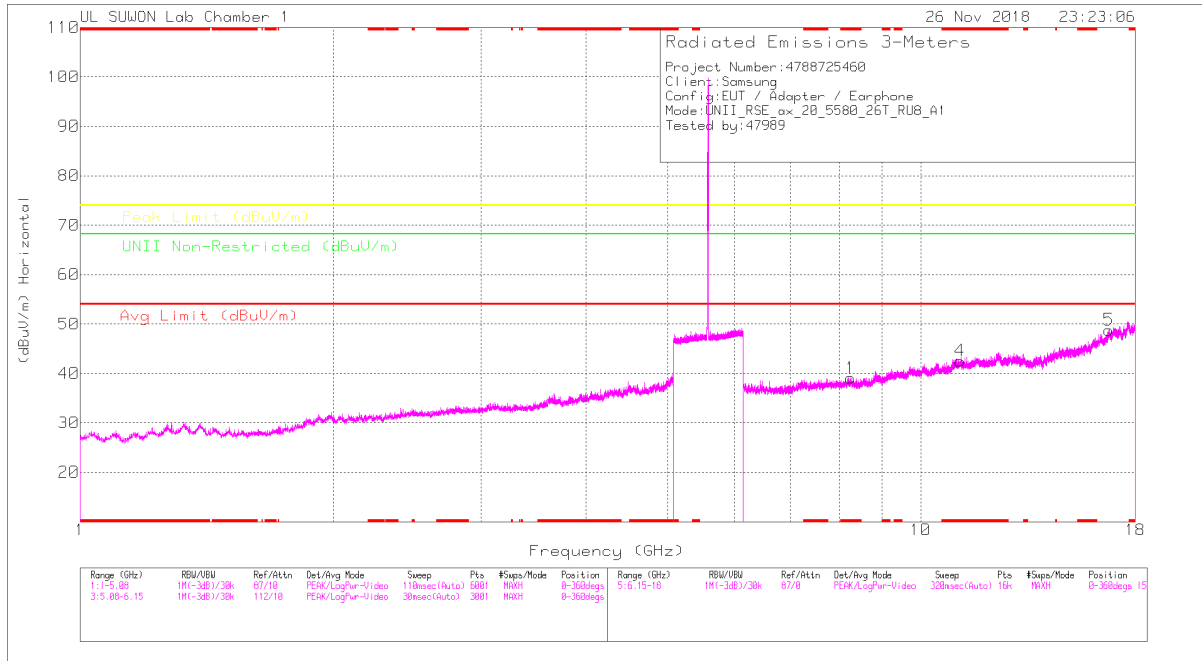
Trace Markers

Marker	Frequency (GHz)	Major Reading (dBuV)	Det	3117_00188717	66Hz_HR(dB)	DC Corr (dB)	Corrected Reading (dBuV/m)	Avg Limit (dBuV/m)	Margin (dB)	Peak Limit (dBuV/m)	Margin (dB)	Limit Non-Restricted (dBuV/m)	Margin (dB)	Azimuth (Degs)	Height (cm)	Polarity
1	* 7.262	30.16	PK	35.8	-26.8	0	39.16	-	-	74	-34.84	-	-	0-360	250	H
4	* 11.073	25.76	PK	38.3	-22.2	0	41.86	-	-	74	-32.14	-	-	0-360	150	H
5	16.525	26.23	PK	40.9	-19.4	0	47.73	-	-	-	-	68.2	-20.47	0-360	150	H
2	* 7.263	29.18	PK	35.8	-26.9	0	38.08	-	-	74	-35.92	-	-	0-360	250	V
3	* 11.075	26.14	PK	38.3	-22.2	0	42.24	-	-	74	-31.76	-	-	0-360	250	V
6	16.52	25.67	PK	40.9	-19.4	0	47.17	-	-	-	-	68.2	-21.03	0-360	150	V

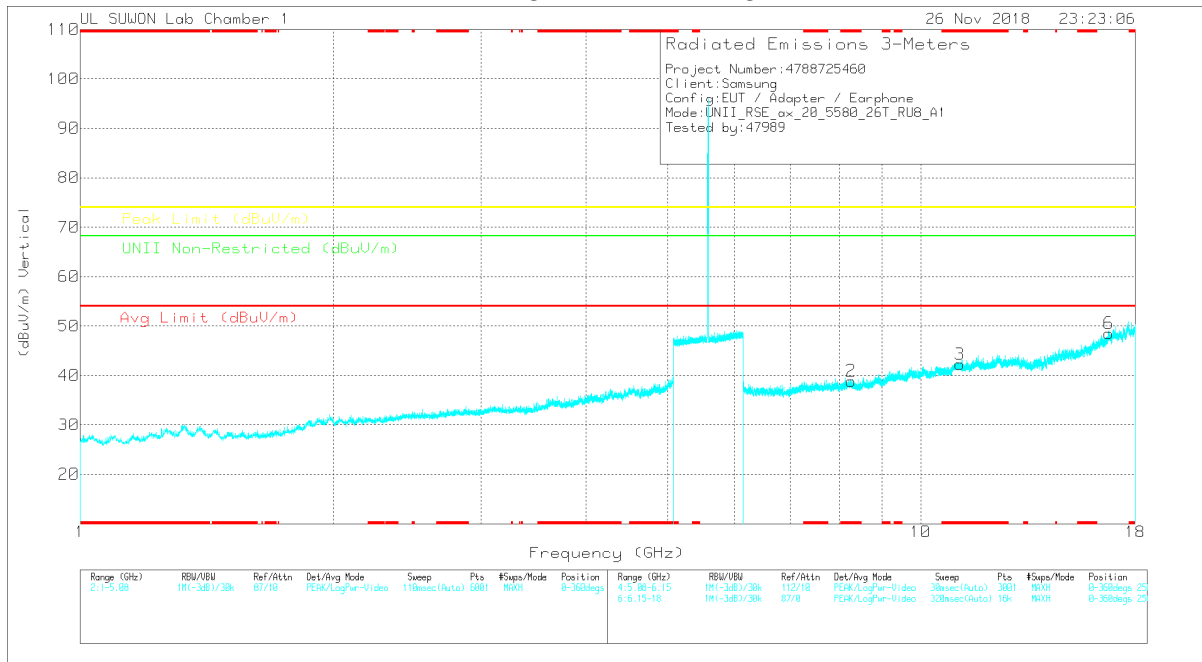
* - indicates frequency in CFR47 Pt 15 / IC RSS-Restricted Band
 PK – Peak detector

Note: Only peak measurement was performed. Because peak measurement result of unwanted emission is less than average limit (54dBuV/m).

MID CHANNEL HORIZONTAL



MID CHANNEL VERTICAL



Note: Emission was scanned up to 40GHz; No emissions were detected above the noise floor which was at least 20dB below the specification limit.

MID CHANNEL DATA

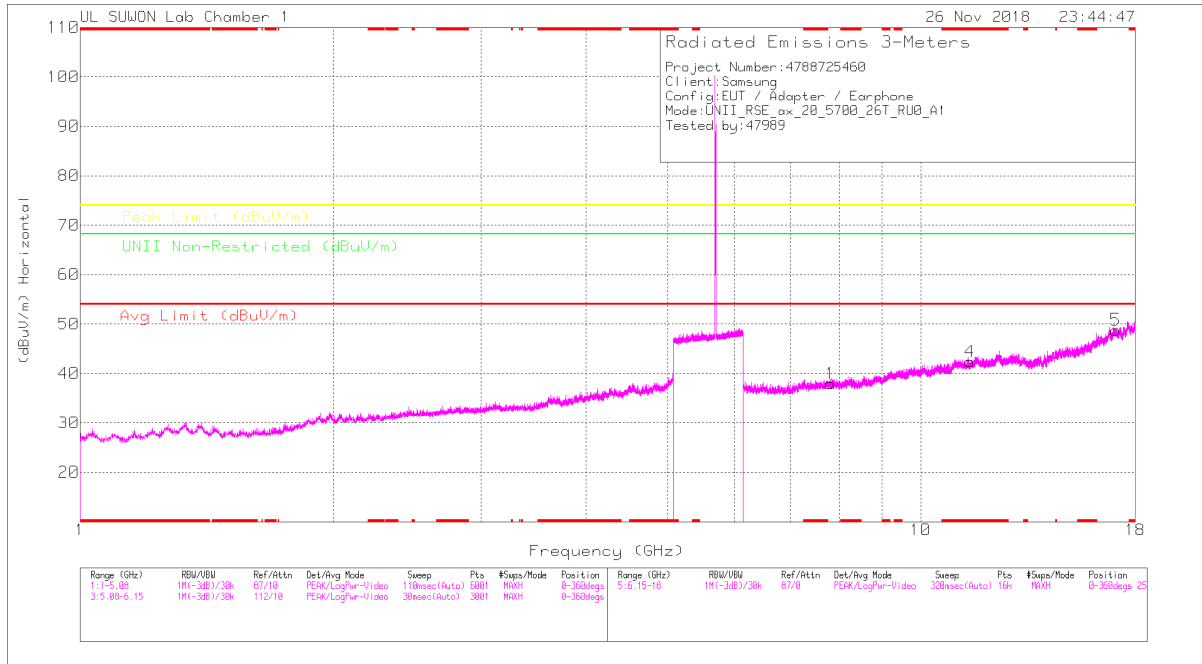
Trace Markers

Marker	Frequency (GHz)	Meter Reading (dBuV)	Det	3117_00168717	6GHz_HF[dB]	DC Corr (dB)	Corrected Reading (dBuV/m)	Avg Limit (dBuV/m)	Margin (dB)	Peak Limit (dBuV/m)	Margin (dB)	UNII Non-Restricted (dBuV/m)	Margin (dB)	Asimuth (Degs)	Height (cm)	Polarity
1	* 8.253	28.06	PK	36.4	-25.4	0	39.06	-	-	74	-34.94	-	-	0-360	250	H
4	* 11.142	26.65	PK	38.3	-22.4	0	42.55	-	-	74	-31.45	-	-	0-360	250	H
5	16.737	24.8	PK	41.3	-17.3	0	48.8	-	-	-	-	68.2	-19.4	0-360	150	H
2	* 8.264	27.77	PK	36.4	-25.3	0	38.87	-	-	74	-35.13	-	-	0-360	250	V
3	* 11.136	26.37	PK	38.3	-22.4	0	42.27	-	-	74	-31.73	-	-	0-360	250	V
6	16.741	24.52	PK	41.3	-17.3	0	48.52	-	-	-	-	68.2	-19.68	0-360	250	V

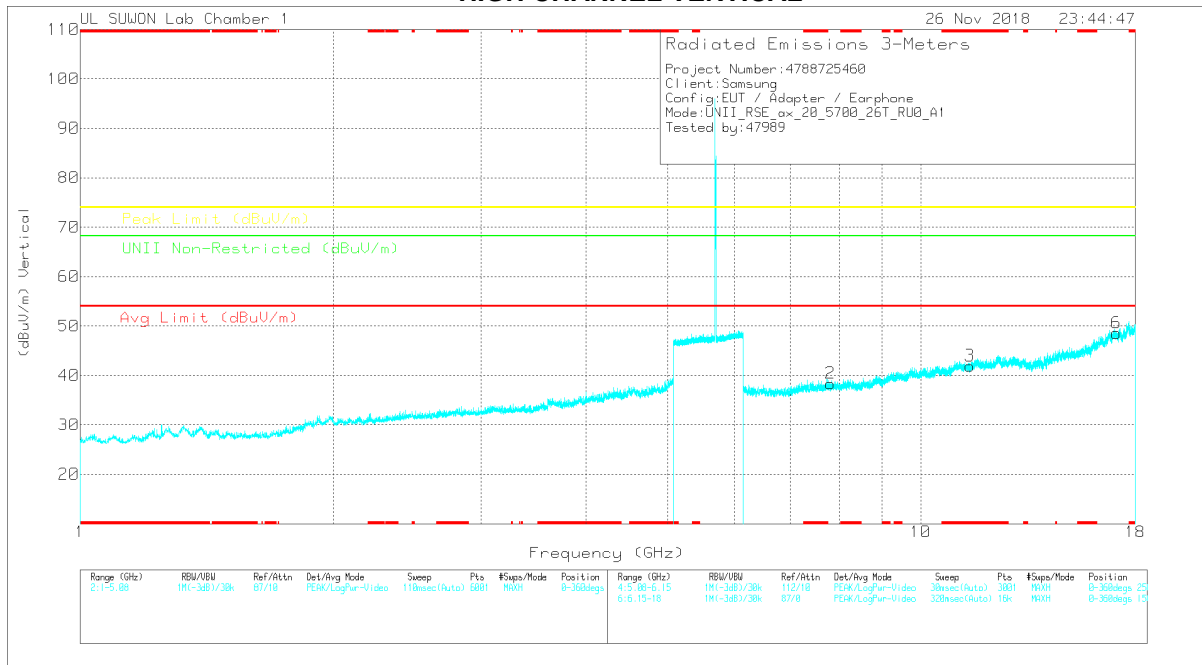
* - indicates frequency in CFR47 Pt 15 / IC RSS-Restricted Band
 PK – Peak detector

Note: Only peak measurement was performed. Because peak measurement result of unwanted emission is less than average limit (54dBuV/m).

HIGH CHANNEL HORIZONTAL



HIGH CHANNEL VERTICAL



Note: Emission was scanned up to 40GHz; No emissions were detected above the noise floor which was at least 20dB below the specification limit.

HIGH CHANNEL DATA

Trace Markers

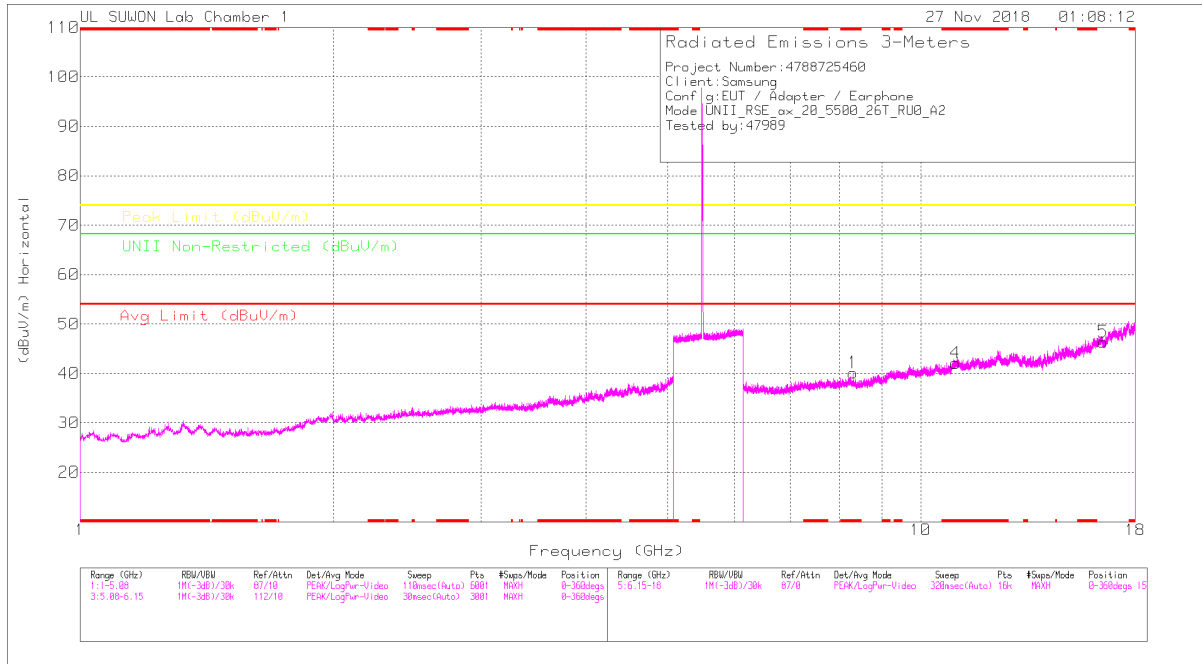
Marker	Frequency (GHz)	Major Reading (dBuV)	Det	3117_00188717	66Hz_HR(dB)	DC Corr (dB)	Corrected Reading (dBuV/m)	Avg Limit (dBuV/m)	Margin (dB)	Peak Limit (dBuV/m)	Margin (dB)	Limit Non-Restricted (dBuV/m)	Margin (dB)	Azimuth (Degs)	Height (cm)	Polarity
1	7.812	28.62	PK	35.9	-26.6	0	37.92	-	-	-	-	68.2	-30.28	0-360	251	H
4	*11.449	26.26	PK	38.5	-22.4	0	42.36	-	-	74	-31.64	-	-	0-360	150	H
5	17.067	24.48	PK	41.6	-17.3	0	48.78	-	-	-	-	68.2	-19.42	0-360	150	H
2	7.813	29.08	PK	35.9	-26.6	0	38.38	-	-	-	-	68.2	-29.82	0-360	150	V
3	*11.452	25.74	PK	38.5	-22.3	0	41.94	-	-	74	-32.06	-	-	0-360	251	V
6	17.088	24.18	PK	41.6	-17.2	0	48.58	-	-	-	-	68.2	-19.62	0-360	251	V

* - indicates frequency in CFR47 Pt 15 / IC RSS-Restricted Band
 PK – Peak detector

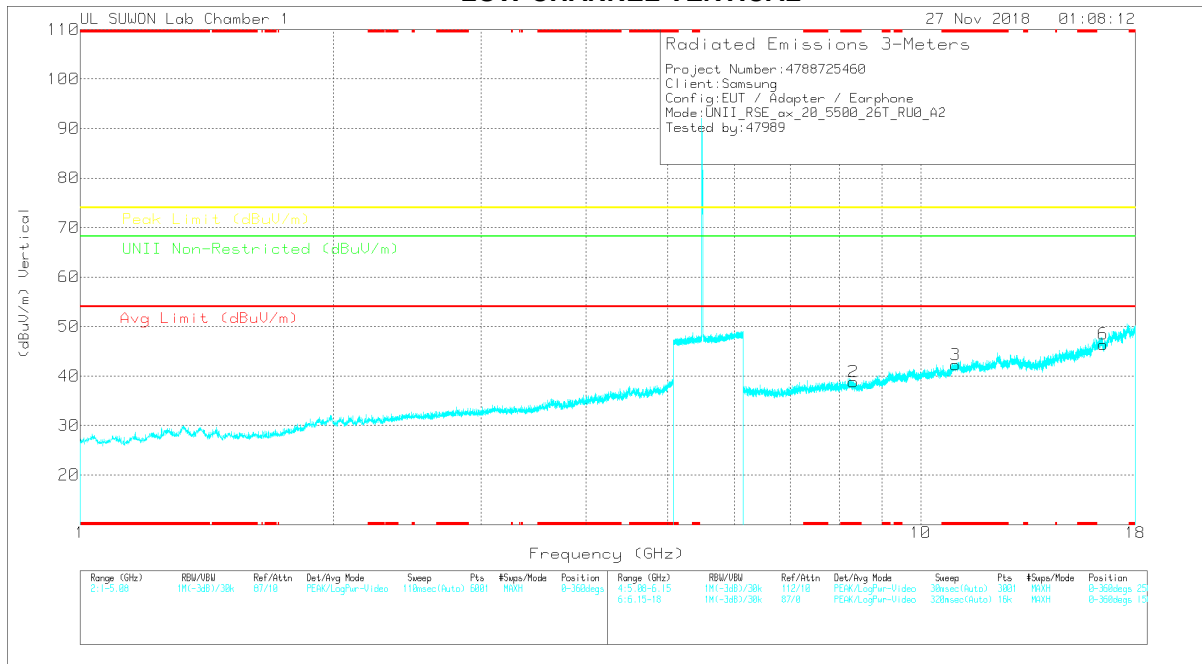
Note: Only peak measurement was performed. Because peak measurement result of unwanted emission is less than average limit (54dBuV/m).

HE20 RU mode (ANT_2 / 26T / Low: 0, Mid: 0, High: 4)

LOW CHANNEL HORIZONTAL



LOW CHANNEL VERTICAL



Note: Emission was scanned up to 40GHz; No emissions were detected above the noise floor which was at least 20dB below the specification limit.

LOW CHANNEL DATA

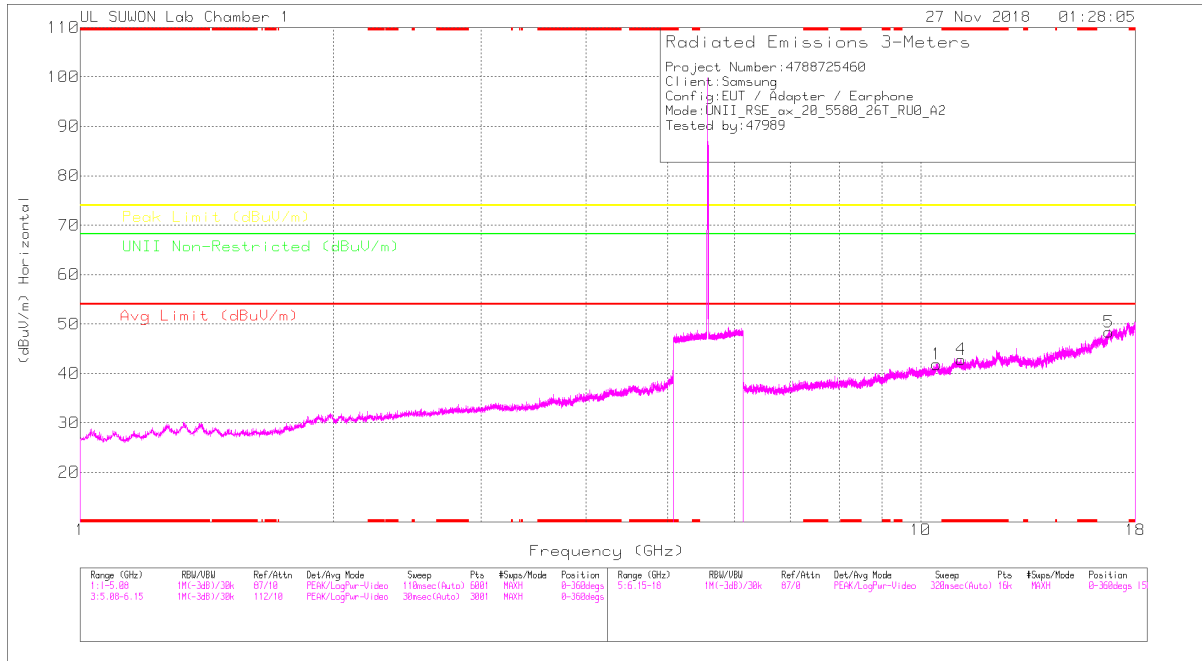
Trace Markers

Marker	Frequency (GHz)	Major Reading (dBuV)	Det	3117_00188717	66Hz_HR(dB)	DC Corr (dB)	Corrected Reading (dBuV/m)	Avg Limit (dBuV/m)	Margin (dB)	Peak Limit (dBuV/m)	Margin (dB)	Limit Non-Restricted (dBuV/m)	Margin (dB)	Azimuth (Degs)	Height (cm)	Polarity
1	* 8.311	29.05	PK	36.4	-25.3	0	40.15	-	-	74	-33.85	-	-	0-360	150	H
4	* 11.003	25.5	PK	38.2	-21.6	0	42.1	-	-	74	-31.9	-	-	0-360	150	H
5	16.494	24.88	PK	40.9	-19.4	0	46.38	-	-	-	-	68.2	-21.82	0-360	250	H
2	* 8.316	27.8	PK	36.3	-25.3	0	38.8	-	-	74	-35.2	-	-	0-360	250	V
3	* 11	25.68	PK	38.2	-21.6	0	42.28	-	-	74	-31.72	-	-	0-360	250	V
6	16.489	24.9	PK	40.9	-19.4	0	46.4	-	-	-	-	68.2	-21.8	0-360	250	V

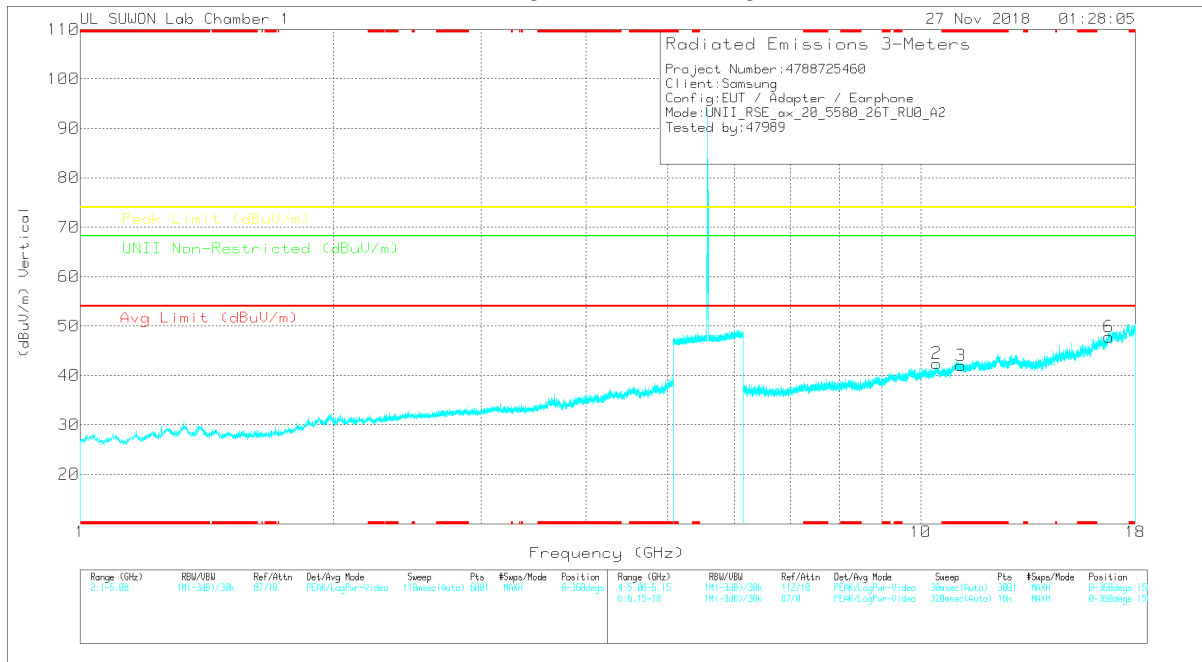
* - indicates frequency in CFR47 Pt 15 / IC RSS-Restricted Band
 PK – Peak detector

Note: Only peak measurement was performed. Because peak measurement result of unwanted emission is less than average limit (54dBuV/m).

MID CHANNEL HORIZONTAL



MID CHANNEL VERTICAL



Note: Emission was scanned up to 40GHz; No emissions were detected above the noise floor which was at least 20dB below the specification limit.

MID CHANNEL DATA

Trace Markers

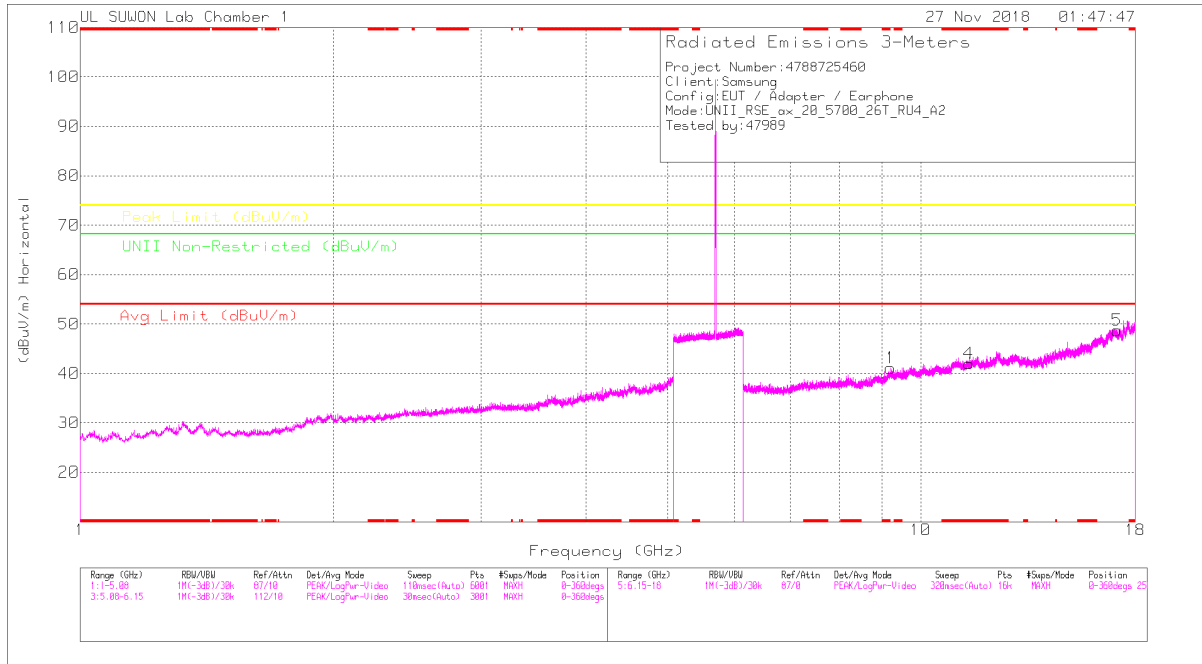
Marker	Frequency (GHz)	Meter Reading (dBuV)	Det	3117_00168717	6GHz_HF[dB]	DC Corr [dB]	Corrected Reading (dBuV/m)	Avg Limit (dBuV/m)	Margin (dB)	Peak Limit (dBuV/m)	Margin (dB)	UNII Non-Restricted (dBuV/m)	Margin (dB)	Asimuth (Degs)	Height (cm)	Polarity
1	10.45	25.75	PK	37.7	-21.6	0	41.85	-	-	-	-	68.2	-26.35	0-360	150	H
4	*11.167	26.93	PK	38.3	-22.4	0	42.83	-	-	74	-31.17	-	-	0-360	250	H
5	16.732	24.39	PK	41.3	-17.3	0	48.39	-	-	-	-	68.2	-19.81	0-360	250	H
2	10.448	26.24	PK	37.7	-21.5	0	42.44	-	-	-	-	68.2	-25.76	0-360	150	V
3	*11.162	26.11	PK	38.3	-22.4	0	42.01	-	-	74	-31.99	-	-	0-360	250	V
6	16.744	23.82	PK	41.3	-17.3	0	47.82	-	-	-	-	68.2	-20.38	0-360	150	V

* - indicates frequency in CFR47 Pt 15 / IC RSS-Restricted Band

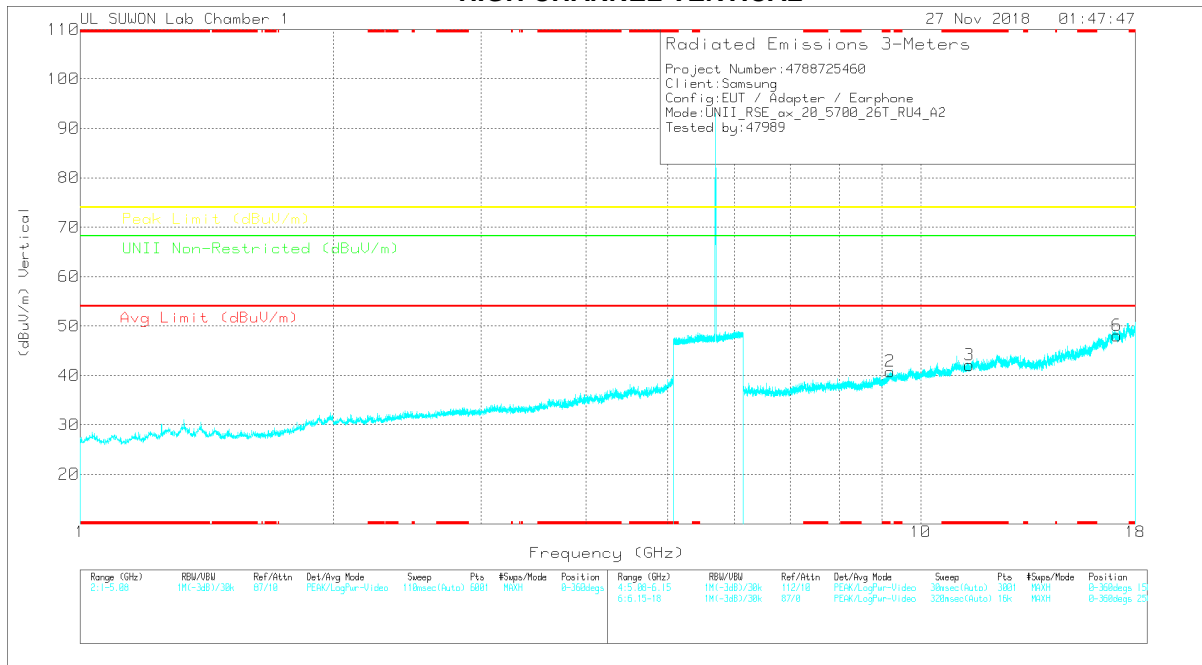
PK – Peak detector

Note: Only peak measurement was performed. Because peak measurement result of unwanted emission is less than average limit (54dBuV/m).

HIGH CHANNEL HORIZONTAL



HIGH CHANNEL VERTICAL



Note: Emission was scanned up to 40GHz; No emissions were detected above the noise floor which was at least 20dB below the specification limit.

HIGH CHANNEL DATA

Trace Markers

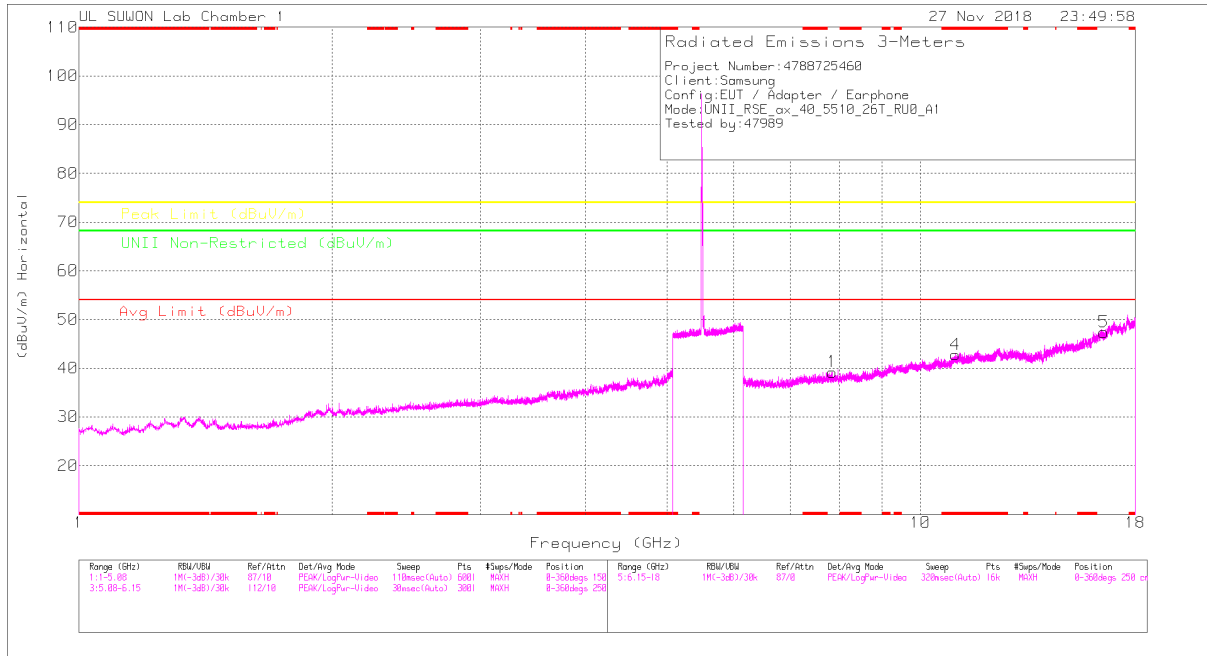
Marker	Frequency (GHz)	Major Reading (dBuV)	Det	3117_00168717	66Hz_HR(dB)	DC Corr (dB)	Corrected Reading (dBuV/m)	Avg Limit (dBuV/m)	Margin (dB)	Peak Limit (dBuV/m)	Margin (dB)	Limit Non-Restricted (dBuV/m)	Margin (dB)	Azimuth (Degs)	Height (cm)	Polarity
1	9.206	27.77	PK	36.7	-23.4	0	41.07	-	-	-	-	68.2	-27.13	0-360	250	H
4	*11.413	25.89	PK	38.5	-22.4	0	41.99	-	-	74	-32.01	-	-	0-360	150	H
5	17.112	24.42	PK	41.6	-17.3	0	48.72	-	-	-	-	68.2	-19.48	0-360	150	H
2	9.203	27.5	PK	36.7	-23.4	0	40.8	-	-	-	-	68.2	-27.4	0-360	250	V
3	*11.43	25.99	PK	38.5	-22.4	0	42.09	-	-	74	-31.91	-	-	0-360	150	V
6	17.111	23.77	PK	41.6	-17.3	0	48.07	-	-	-	-	68.2	-20.13	0-360	250	V

* - indicates frequency in CFR47 Pt 15 / IC RSS-Restricted Band
 PK – Peak detector

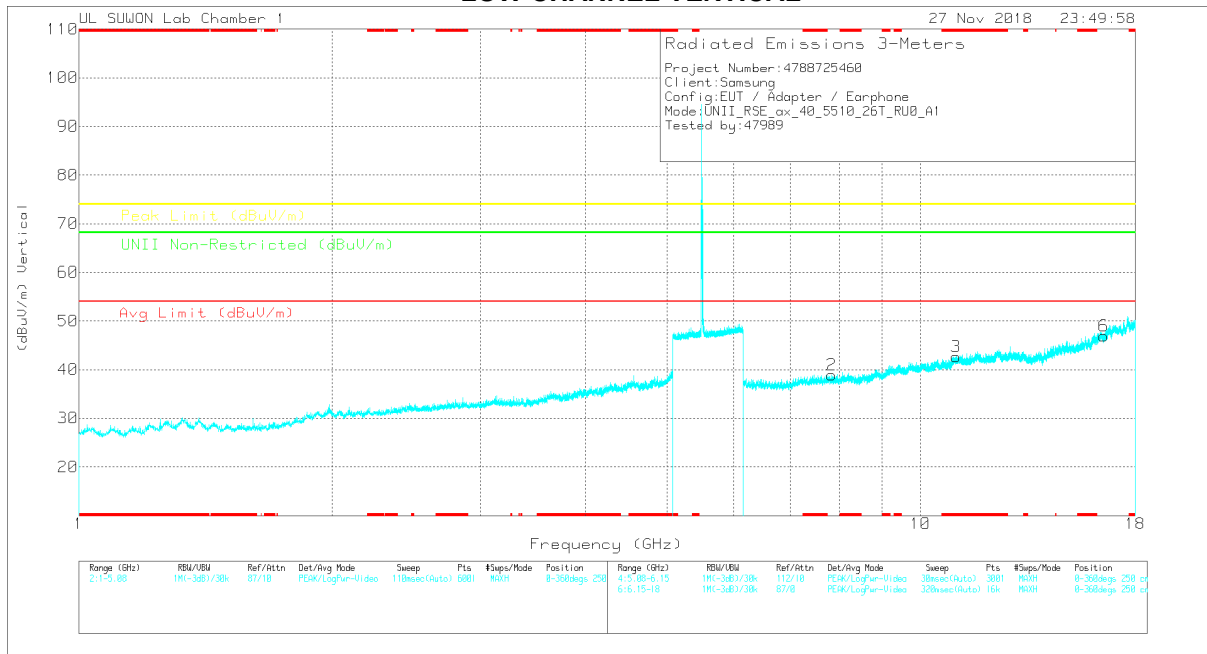
Note: Only peak measurement was performed. Because peak measurement result of unwanted emission is less than average limit (54dBuV/m).

HE40 RU mode (ANT_1 / 26T / Low: 0, Mid: 9, High: 0)

LOW CHANNEL HORIZONTAL



LOW CHANNEL VERTICAL



Note: Emission was scanned up to 40GHz; No emissions were detected above the noise floor which was at least 20dB below the specification limit.

LOW CHANNEL DATA

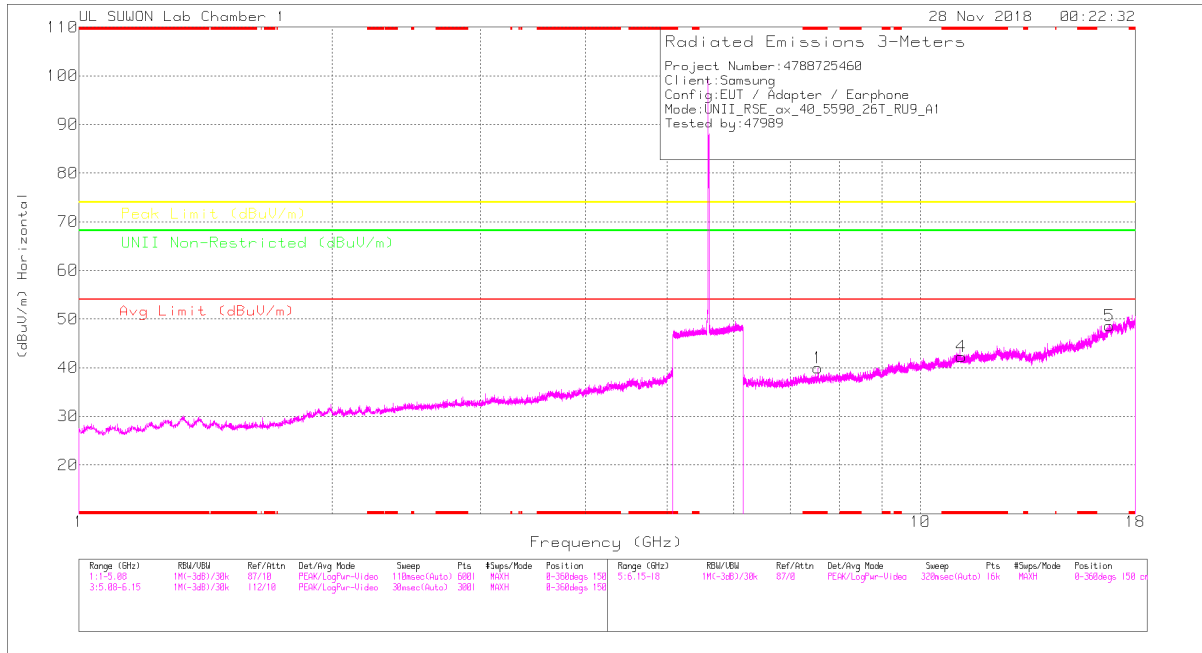
Trace Markers

Marker	Frequency (GHz)	Major Reading (dBuV)	Det	3117_00188717	66Hz_HR(dB)	DC Corr (dB)	Corrected Reading (dBuV/m)	Avg Limit (dBuV/m)	Margin (dB)	Peak Limit (dBuV/m)	Margin (dB)	Limit Non-Restricted (dBuV/m)	Margin (dB)	Azimuth (Degs)	Height (cm)	Polarity
1	7.859	30.03	PK	35.9	-26.7	0	39.23	-	-	-	-	68.2	-28.97	0-360	150	H
4	*11.007	26.09	PK	38.2	-21.5	0	42.79	-	-	74	-31.21	-	-	0-360	150	H
5	16.505	25.98	PK	40.9	-19.5	0	47.38	-	-	-	-	68.2	-20.82	0-360	150	H
2	7.848	29.73	PK	35.9	-26.7	0	38.93	-	-	-	-	68.2	-29.27	0-360	150	V
3	*11.016	26.02	PK	38.2	-21.6	0	42.62	-	-	74	-31.38	-	-	0-360	150	V
6	16.517	25.45	PK	40.9	-19.4	0	46.95	-	-	-	-	68.2	-21.25	0-360	150	V

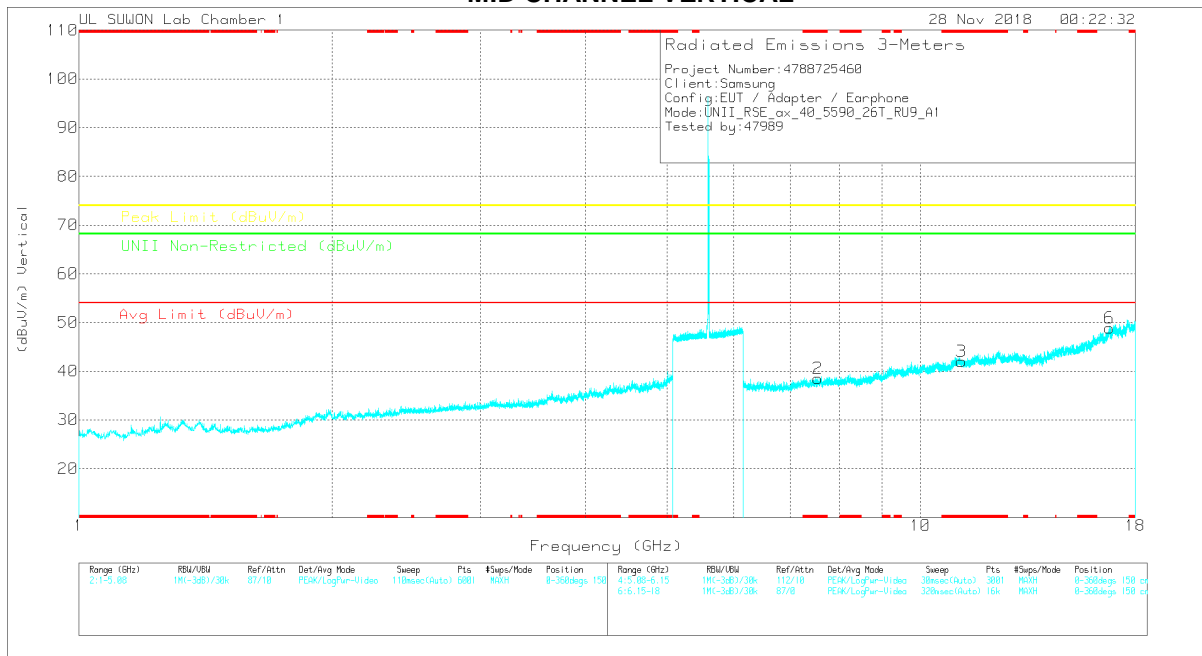
* - indicates frequency in CFR47 Pt 15 / IC RSS-Restricted Band
 PK – Peak detector

Note: Only peak measurement was performed. Because peak measurement result of unwanted emission is less than average limit (54dBuV/m).

MID CHANNEL HORIZONTAL



MID CHANNEL VERTICAL



Note: Emission was scanned up to 40GHz; No emissions were detected above the noise floor which was at least 20dB below the specification limit.

MID CHANNEL DATA

Trace Markers

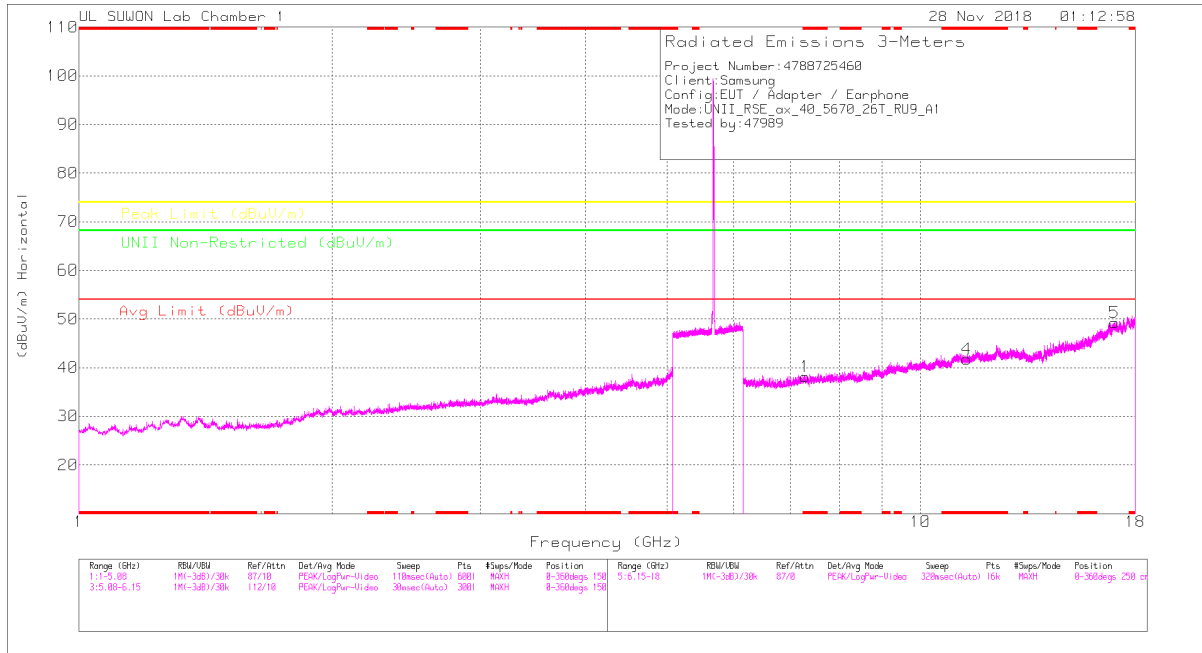
Marker	Frequency (GHz)	Meter Reading (dBuV)	Det	3117_00168717	6GHz_HF[dB]	DC Corr [dB]	Corrected Reading (dBuV/m)	Ag Limit (dBuV/m)	Margin (dB)	Peak Limit (dBuV/m)	Margin (dB)	UNII Non-Restricted (dBuV/m)	Margin (dB)	Asimuth (Degs)	Height (cm)	Polarity
1	* 7.552	30.63	PK	35.8	-26.5	0	39.93	-	-	74	-34.07	-	-	0-360	150	H
4	* 11.186	26.35	PK	38.3	-22.4	0	42.25	-	-	74	-31.75	-	-	0-360	250	H
5	16.771	24.46	PK	41.4	-17.3	0	48.56	-	-	-	-	68.2	-19.64	0-360	250	H
2	* 7.558	29.23	PK	35.8	-26.5	0	38.53	-	-	74	-35.47	-	-	0-360	150	V
3	* 11.186	26.13	PK	38.3	-22.4	0	42.03	-	-	74	-31.97	-	-	0-360	150	V
6	16.768	24.65	PK	41.4	-17.2	0	48.85	-	-	-	-	68.2	-19.35	0-360	250	V

* - indicates frequency in CFR47 Pt 15 / IC RSS-Restricted Band

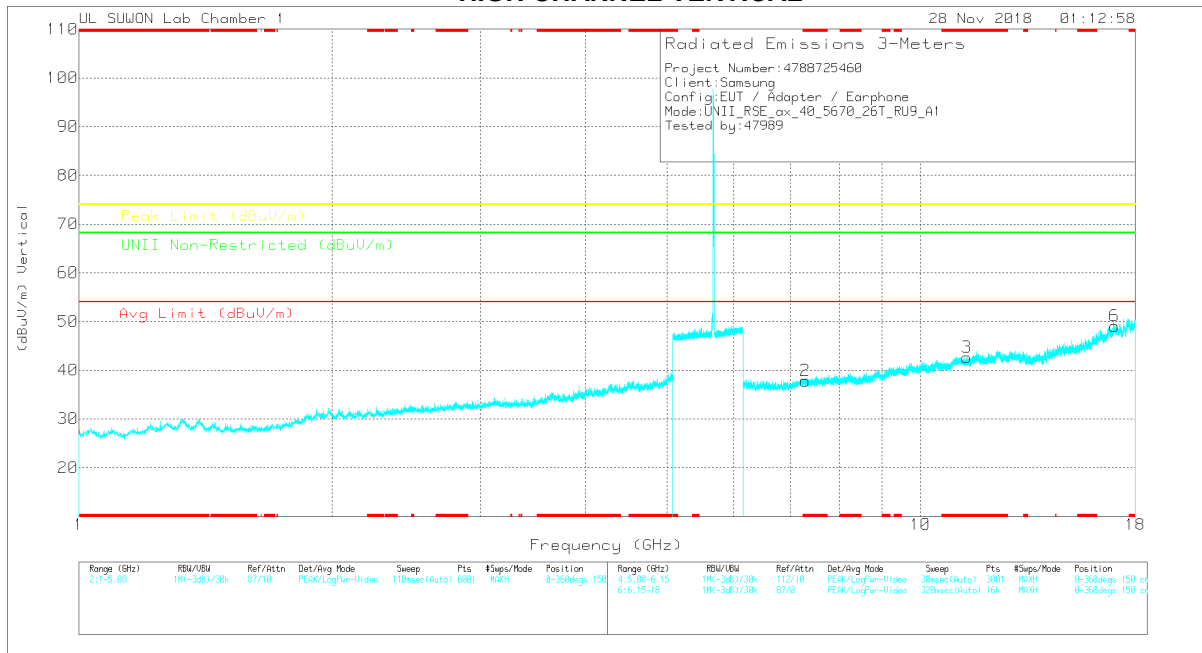
PK – Peak detector

Note: Only peak measurement was performed. Because peak measurement result of unwanted emission is less than average limit (54dBuV/m).

HIGH CHANNEL HORIZONTAL



HIGH CHANNEL VERTICAL



Note: Emission was scanned up to 40GHz; No emissions were detected above the noise floor which was at least 20dB below the specification limit.

HIGH CHANNEL DATA

Trace Markers

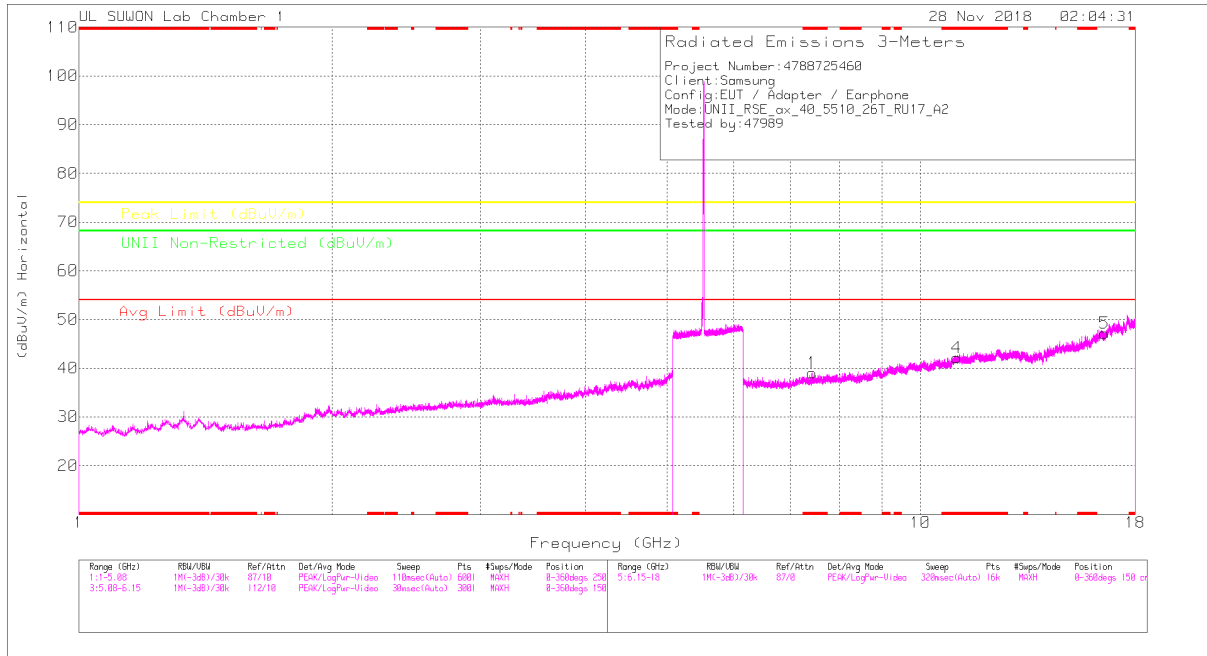
Marker	Frequency (GHz)	Major Reading (dBuV)	Det	3117_00188717	66Hz_HR(dB)	DC Corr (dB)	Corrected Reading (dBuV/m)	Avg Limit (dBuV/m)	Margin (dB)	Peak Limit (dBuV/m)	Margin (dB)	Limit Non-Restricted (dBuV/m)	Margin (dB)	Azimuth (Degs)	Height (cm)	Polarity
1	* 7.298	29.23	PK	35.8	-26.9	0	38.13	-	-	74	-35.87	-	-	0-360	150	H
4	* 11.355	25.68	PK	38.4	-22.3	0	41.78	-	-	74	-32.22	-	-	0-360	250	H
5	17.009	24.93	PK	41.7	-17.4	0	49.23	-	-	-	-	68.2	-18.97	0-360	250	H
2	* 7.293	28.91	PK	35.8	-26.9	0	37.81	-	-	74	-36.19	-	-	0-360	150	V
3	* 11.351	26.5	PK	38.4	-22.2	0	42.7	-	-	74	-31.3	-	-	0-360	250	V
6	16.989	24.66	PK	41.7	-17.3	0	49.06	-	-	-	-	68.2	-19.14	0-360	150	V

* - indicates frequency in CFR47 Pt 15 / IC RSS-Restricted Band
 PK – Peak detector

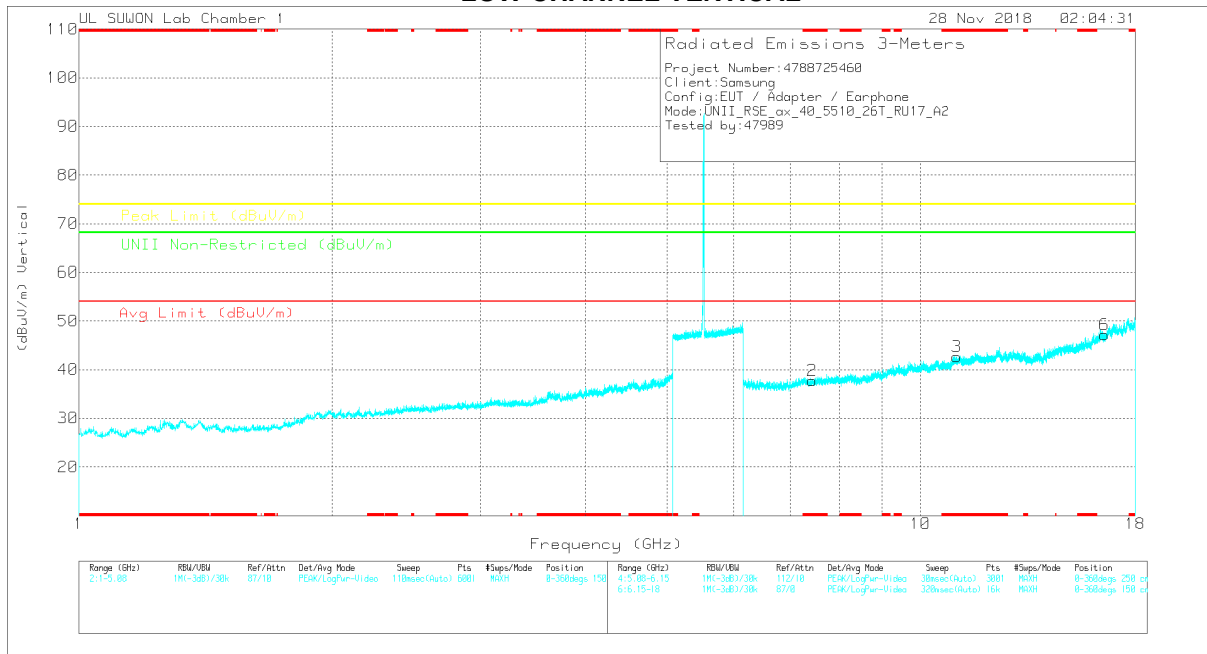
Note: Only peak measurement was performed. Because peak measurement result of unwanted emission is less than average limit (54dBuV/m).

HE40 RU mode (ANT_2 / 26T / Low: 17, Mid: 0, High: 17)

LOW CHANNEL HORIZONTAL



LOW CHANNEL VERTICAL



Note: Emission was scanned up to 40GHz; No emissions were detected above the noise floor which was at least 20dB below the specification limit.

LOW CHANNEL DATA

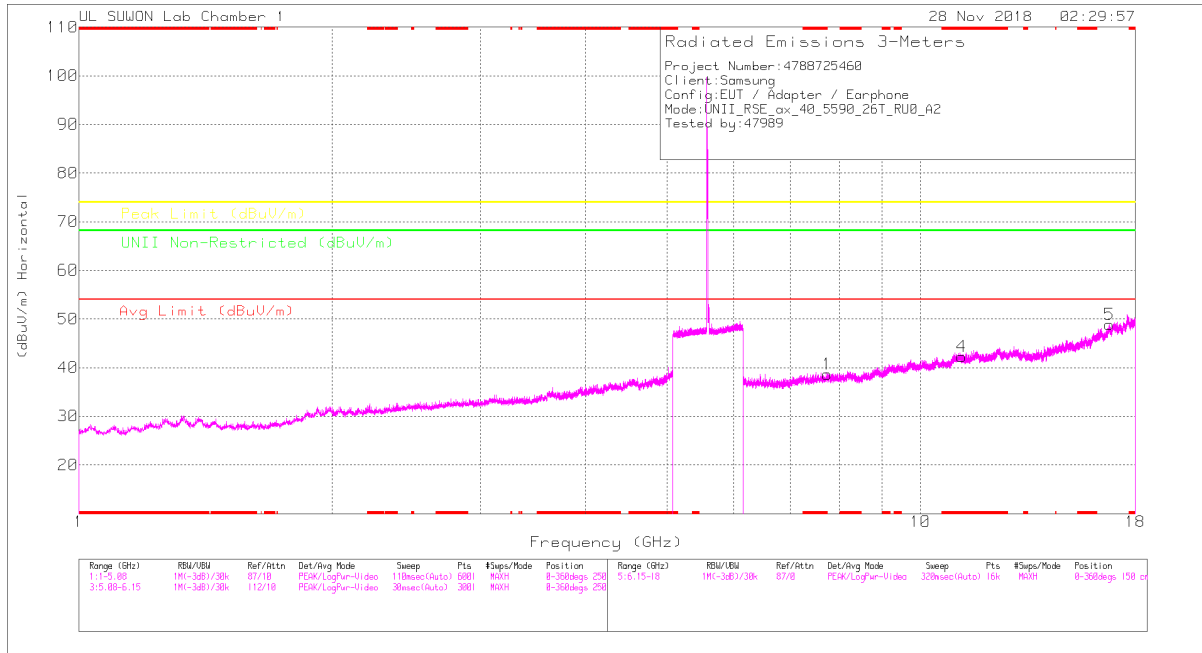
Trace Markers

Marker	Frequency (GHz)	Major Reading (dBuV)	Det	3117_00188717	66Hz_HR(dB)	DC Corr (dB)	Corrected Reading (dBuV/m)	Avg Limit (dBuV/m)	Margin (dB)	Peak Limit (dBuV/m)	Margin (dB)	Limit Non-Restricted (dBuV/m)	Margin (dB)	Altitude (Degs)	Height (cm)	Polarity
1	* 7.439	30.49	PK	35.8	-27.3	0	38.99	-	-	74	-35.01	-	-	0-360	150	H
4	* 11.034	25.59	PK	38.2	-21.7	0	42.09	-	-	74	-31.91	-	-	0-360	150	H
5	16.537	25.62	PK	40.9	-19.3	0	47.22	-	-	-	-	68.2	-20.98	0-360	150	H
2	* 7.439	29.3	PK	35.8	-27.3	0	37.8	-	-	74	-36.2	-	-	0-360	250	V
3	* 11.036	26.29	PK	38.2	-21.8	0	42.69	-	-	74	-31.31	-	-	0-360	150	V
6	16.531	25.74	PK	40.9	-19.4	0	47.24	-	-	-	-	68.2	-20.96	0-360	250	V

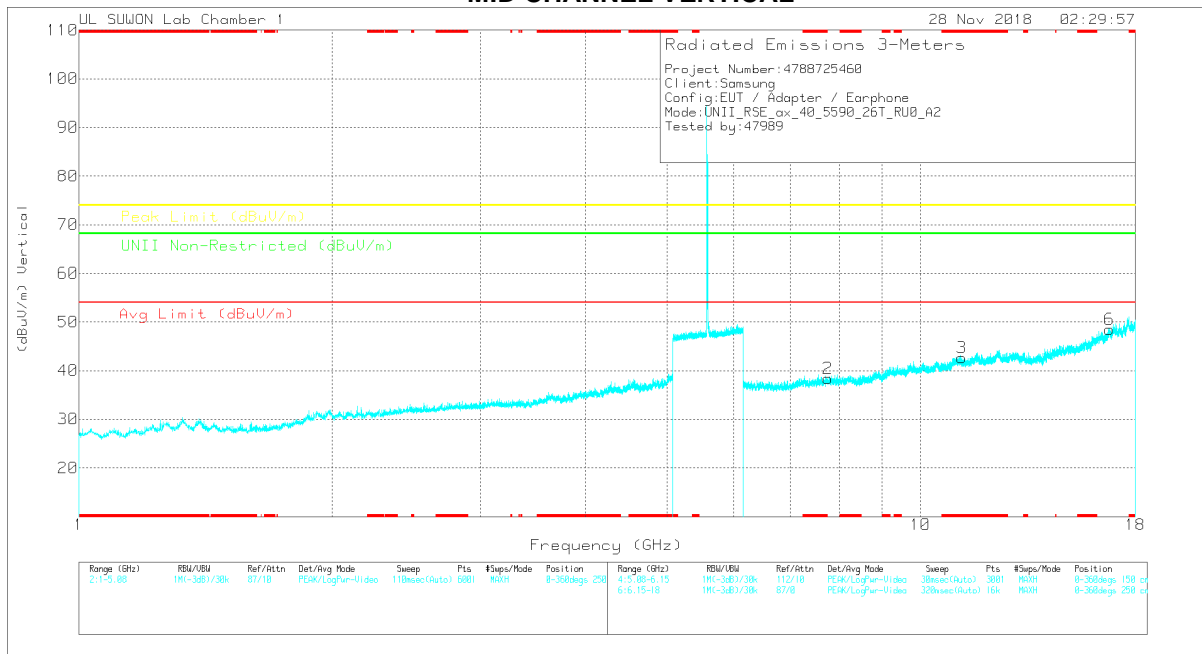
* - indicates frequency in CFR47 Pt 15 / IC RSS-Restricted Band
 PK – Peak detector

Note: Only peak measurement was performed. Because peak measurement result of unwanted emission is less than average limit (54dBuV/m).

MID CHANNEL HORIZONTAL



MID CHANNEL VERTICAL



Note: Emission was scanned up to 40GHz; No emissions were detected above the noise floor which was at least 20dB below the specification limit.

MID CHANNEL DATA

Trace Markers

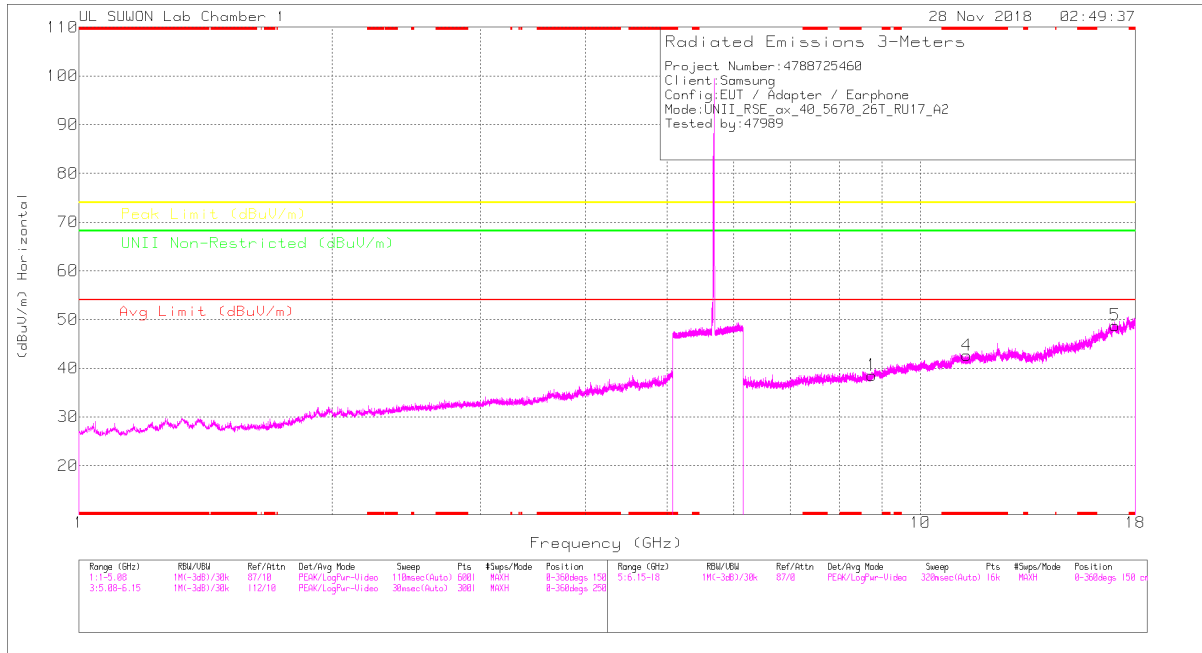
Marker	Frequency (GHz)	Meter Reading (dBuV)	Det	3117_00168717	6GHz_HP[dB]	DC Corr (dB)	Corrected Reading (dBuV/m)	Avg Limit (dBuV/m)	Margin (dB)	Peak Limit (dBuV/m)	Margin (dB)	UNII Non-Restricted (dBuV/m)	Margin (dB)	Asimuth (Degs)	Height (cm)	Polarity
1	* 7.743	29.26	PK	35.9	-26.5	0	38.66	-	-	74	-35.34	-	-	0-360	250	H
4	* 11.195	26.37	PK	38.3	-22.4	0	42.27	-	-	74	-31.73	-	-	0-360	250	H
5	16.767	24.63	PK	41.4	-17.2	0	48.83	-	-	-	-	68.2	-19.37	0-360	150	H
2	7.762	28.96	PK	35.9	-26.5	0	38.36	-	-	-	-	68.2	-29.84	0-360	250	V
3	* 11.188	26.78	PK	38.3	-22.4	0	42.68	-	-	74	-31.32	-	-	0-360	150	V
6	16.771	24.4	PK	41.4	-17.3	0	48.5	-	-	-	-	68.2	-19.7	0-360	150	V

* - indicates frequency in CFR47 Pt 15 / IC RSS-Restricted Band

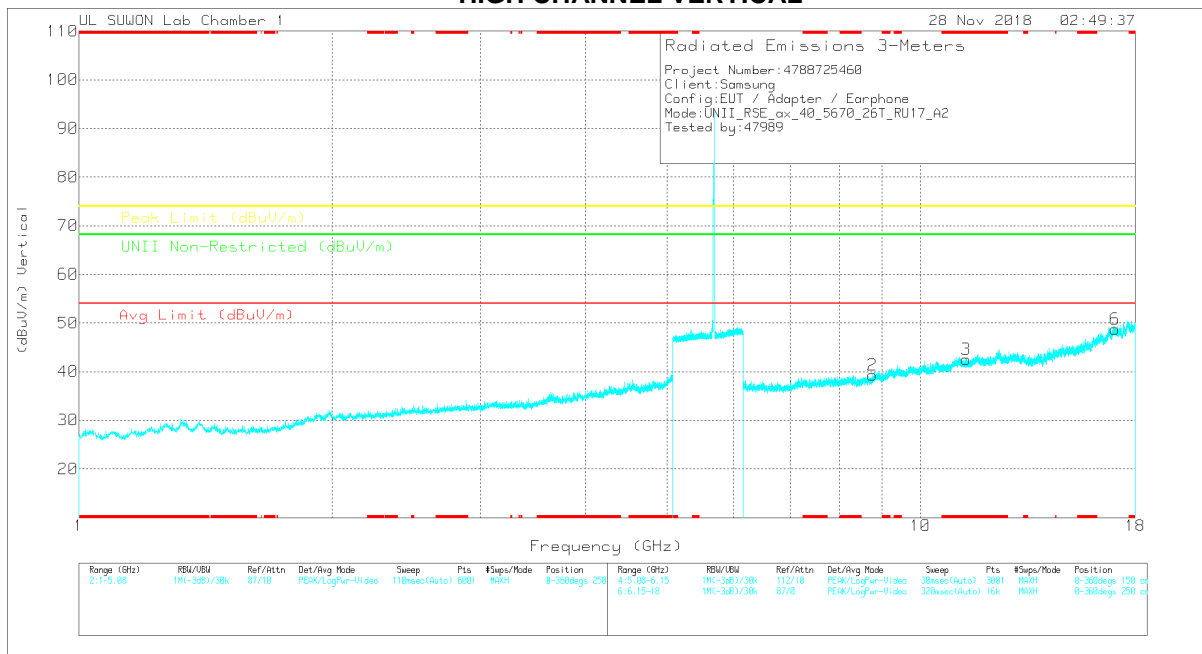
PK – Peak detector

Note: Only peak measurement was performed. Because peak measurement result of unwanted emission is less than average limit (54dBuV/m).

HIGH CHANNEL HORIZONTAL



HIGH CHANNEL VERTICAL



Note: Emission was scanned up to 40GHz; No emissions were detected above the noise floor which was at least 20dB below the specification limit.

HIGH CHANNEL DATA

Trace Markers

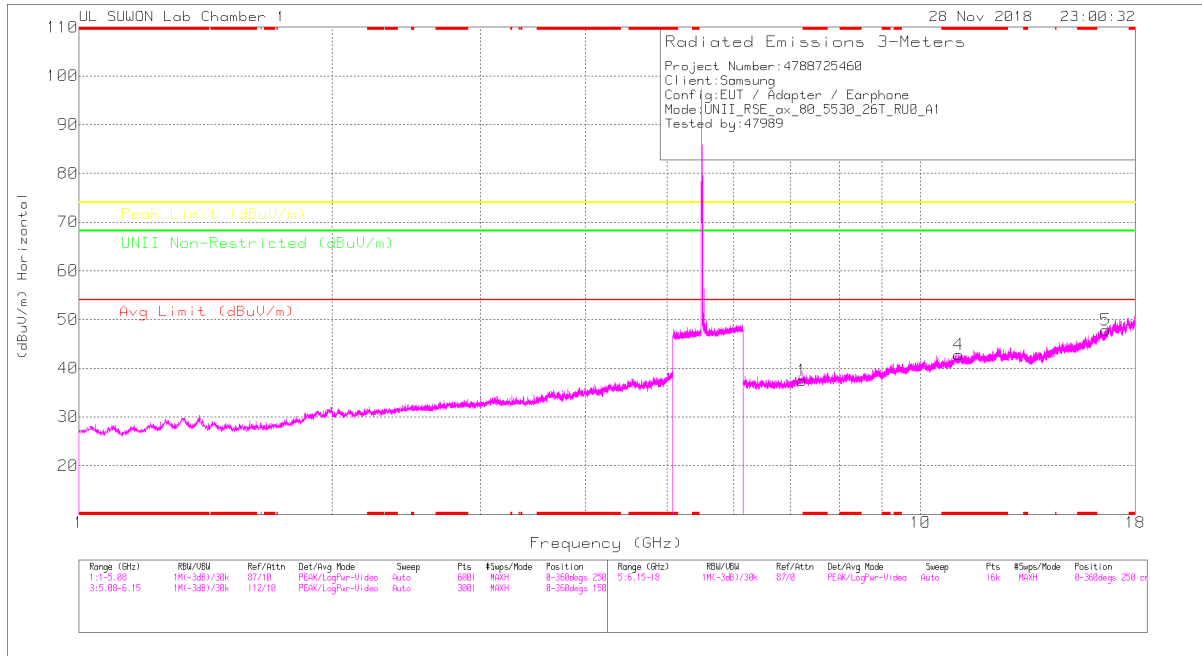
Marker	Frequency (GHz)	Major Reading (dBuV)	Det	3117_00188717	66Hz_HR(dB)	DC Corr (dB)	Corrected Reading (dBuV/m)	Avg Limit (dBuV/m)	Margin (dB)	Peak Limit (dBuV/m)	Margin (dB)	Limit Non-Restricted (dBuV/m)	Margin (dB)	Altitude (Degs)	Height (cm)	Polarity
1	8.761	27.58	PK	36.4	-25.4	0	38.58	-	-	-	-	68.2	-29.62	0-360	150	H
4	*11.342	26.42	PK	38.4	-22.2	0	42.62	-	-	74	-31.38	-	-	0-360	150	H
5	17.026	24.4	PK	41.7	-17.3	0	48.8	-	-	-	-	68.2	-19.4	0-360	150	H
2	8.775	28.05	PK	36.5	-25.3	0	39.25	-	-	-	-	68.2	-28.95	0-360	250	V
3	*11.332	26.17	PK	38.4	-22.1	0	42.47	-	-	74	-31.53	-	-	0-360	150	V
6	17.021	24.37	PK	41.7	-17.3	0	48.77	-	-	-	-	68.2	-19.43	0-360	250	V

* - indicates frequency in CFR47 Pt 15 / IC RSS-Restricted Band
 PK – Peak detector

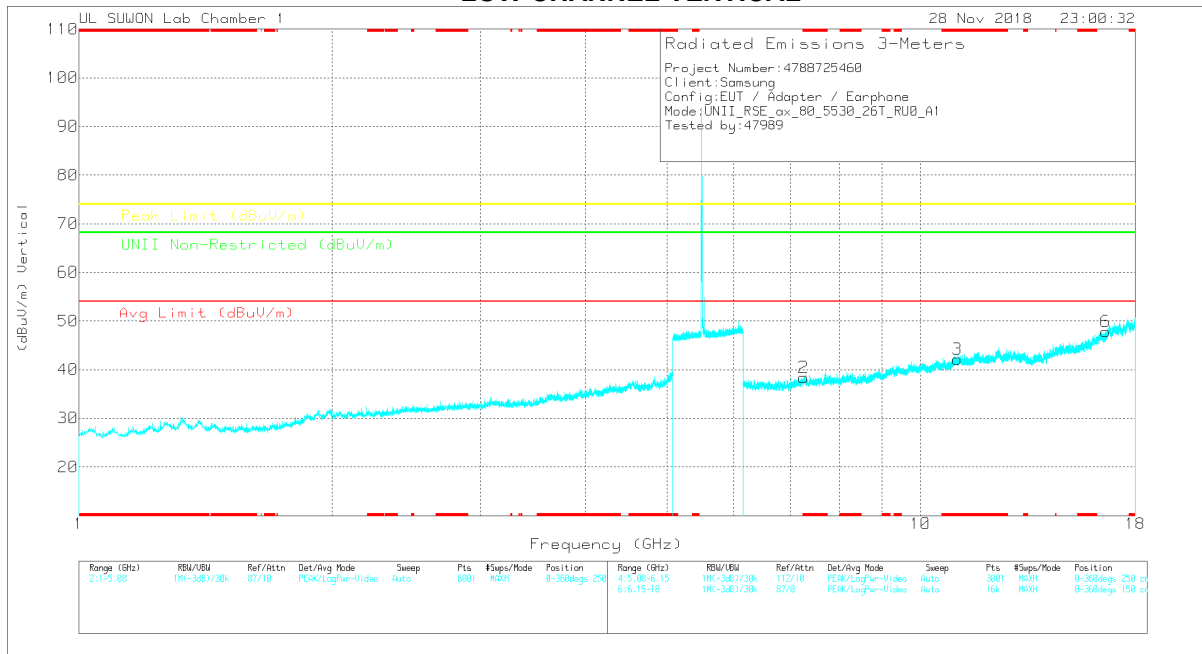
Note: Only peak measurement was performed. Because peak measurement result of unwanted emission is less than average limit (54dBuV/m).

HE80 RU mode (ANT_1 / 26T / Low: 0, High: 0)

LOW CHANNEL HORIZONTAL



LOW CHANNEL VERTICAL



Note: Emission was scanned up to 40GHz; No emissions were detected above the noise floor which was at least 20dB below the specification limit.

LOW CHANNEL DATA

Trace Markers

Marker	Frequency (GHz)	Major Reading (dBuV)	Det	3117_00168717	66Hz_HR(dB)	DC Corr (dB)	Corrected Reading (dBuV/m)	Avg Limit (dBuV/m)	Margin (dB)	Peak Limit (dBuV/m)	Margin (dB)	Limit Non-Restricted (dBuV/m)	Margin (dB)	Altitude (Degs)	Height (cm)	Polarity
1	7.229	28.94	PK	35.8	-27.2	0	37.54	-	-	-	-	68.2	-30.66	0-360	150	H
4	*11.092	26.73	PK	38.3	-22.3	0	42.73	-	-	74	-31.27	-	-	0-360	150	H
5	16.597	25.55	PK	41	-18.7	0	47.85	-	-	-	-	68.2	-20.35	0-360	150	H
2	*7.265	29.46	PK	35.8	-26.9	0	38.36	-	-	74	-35.64	-	-	0-360	150	V
3	*11.067	26.08	PK	38.3	-22.2	0	42.18	-	-	74	-31.82	-	-	0-360	250	V
6	16.594	25.59	PK	41	-18.8	0	47.79	-	-	-	-	68.2	-20.41	0-360	250	V

* - indicates frequency in CFR47 Pt 15 / IC RSS-Restricted Band
 PK – Peak detector

Note: Only peak measurement was performed. Because peak measurement result of unwanted emission is less than average limit (54dBuV/m).