

HIGH CHANNEL DATA

Trace Markers

Marker	Frequency (GHz)	Meter Reading (dBuV)	Det	3117_00168717	60Hz_HPF(dB)	DC Corr (dB)	Corrected Reading (dBuV/m)	Avg Limit (dBuV/m)	Margin (dB)	Peak Limit (dBuV/m)	Margin (dB)	UNII Non-Restricted (dBuV/m)	Margin (dB)	Azimuth (Degs)	Height (cm)	Polarity
1	9.708	26.77	PK	37.2	-23.3	0	40.67	-	-	-	-	68.2	-27.53	0-360	250	H
4	* 10.619	26.96	PK	37.8	-22.2	0	42.56	-	-	74	-31.44	-	-	0-360	150	H
5	* 15.931	25.02	PK	40.7	-21.1	0	44.62	-	-	74	-29.38	-	-	0-360	250	H
2	9.709	27.53	PK	37.2	-23.3	0	41.43	-	-	-	-	68.2	-26.77	0-360	250	V
3	* 10.625	25.99	PK	37.8	-22.1	0	41.69	-	-	74	-32.31	-	-	0-360	250	V
6	* 15.931	25.17	PK	40.7	-21.1	0	44.77	-	-	74	-29.23	-	-	0-360	250	V

* - indicates frequency in CFR47 Pt 15 / IC RSS-Restricted Band
 PK- Peak Detector

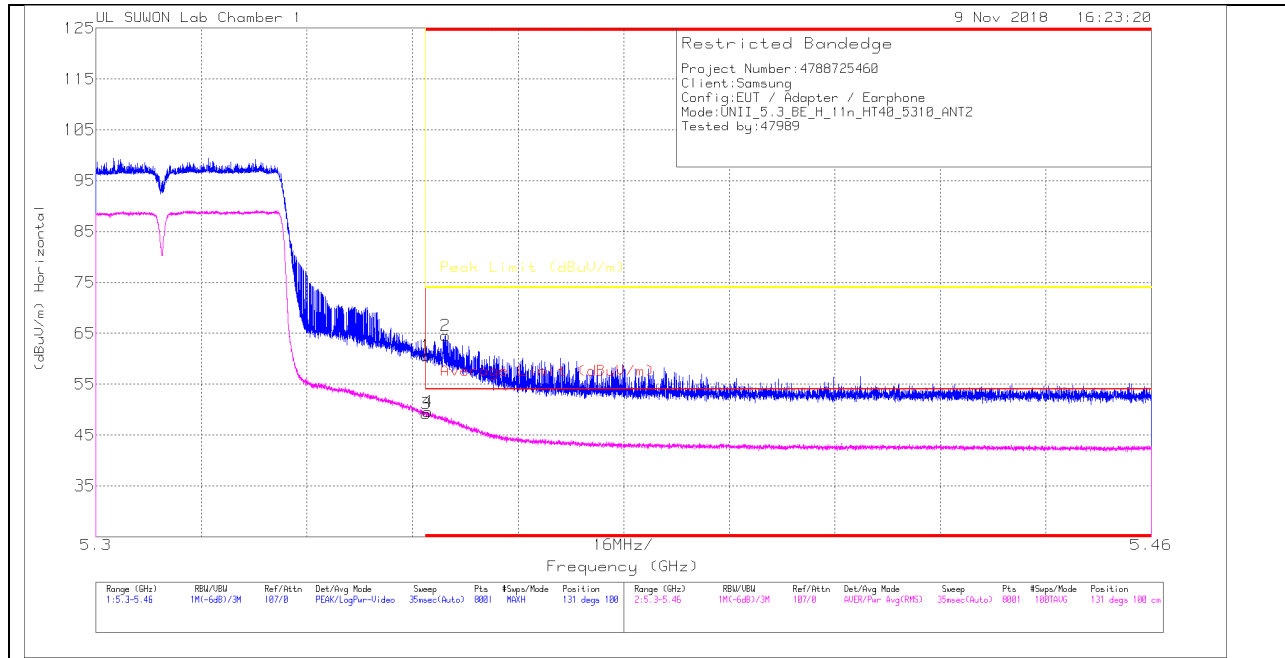
Radiated Emissions

Frequency (GHz)	Meter Reading (dBuV)	Det	3117_00168717	60Hz_HPF(dB)	DC Corr (dB)	Corrected Reading (dBuV/m)	Avg Limit (dBuV/m)	Margin (dB)	Peak Limit (dBuV/m)	Margin (dB)	UNII Non-Restricted (dBuV/m)	Margin (dB)	Azimuth (Degs)	Height (cm)	Polarity
* 10.618	37.75	PK-U	37.8	-22.2	0	53.35	-	-	74	-20.65	-	-	137	103	H
* 10.621	24.94	ADR	37.8	-22.2	0	40.54	54	-13.46	-	-	-	-	137	103	H
* 10.625	36.12	PK-U	37.8	-22.1	0	51.82	-	-	74	-22.18	-	-	101	127	V
* 10.623	23.76	ADR	37.8	-22.2	0	39.36	54	-14.64	-	-	-	-	101	127	V

* - indicates frequency in CFR47 Pt 15 / IC RSS-Restricted Band
 PK-U - U-NII: Maximum Peak
 ADR - U-NII AD primary method, RMS average

11.2.9.TX ABOVE 1GHz 802.11n HT40 1Tx ANT2 MODE IN THE 5.3GHz BAND AUTHORIZED BANDEDGE (HIGH CHANNEL)

HORIZONTAL PEAK AND AVERAGE PLOT



HORIZONTAL DATA

Trace Markers

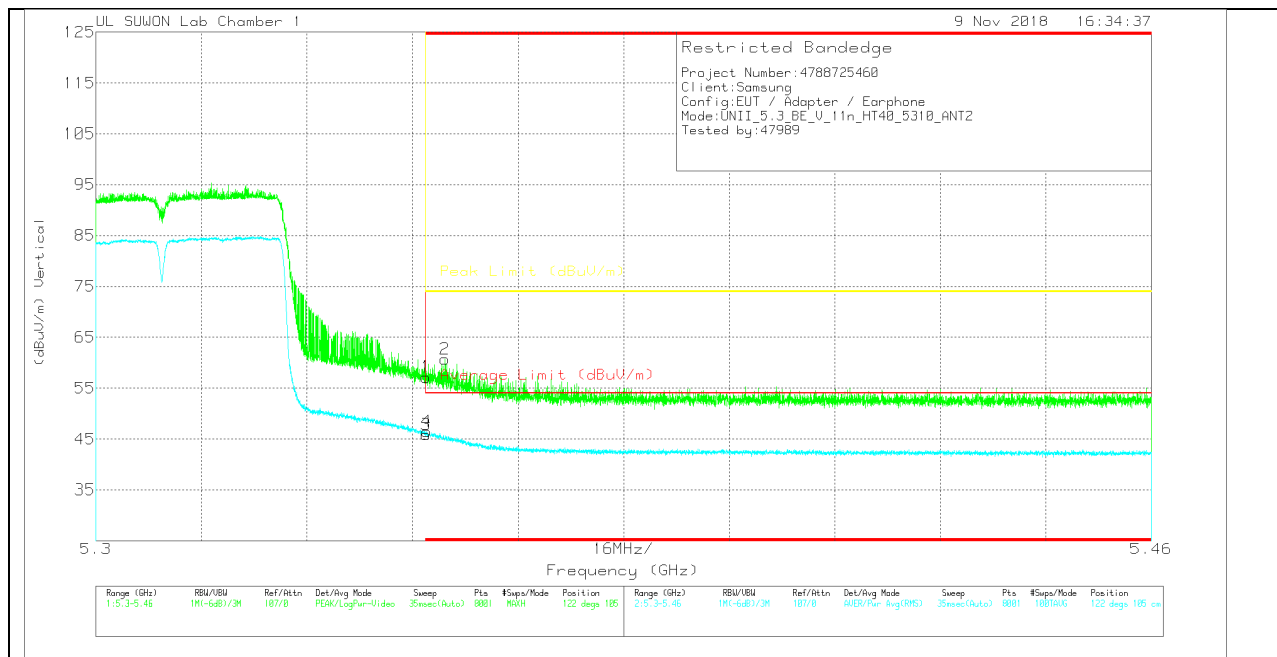
Marker	Frequency (GHz)	Meter Reading (dBuV)	Det	3117_00168717	10dB(dB)	DC Corr (dB)	Corrected Reading (dBuV/m)	Average Limit (dBuV/m)	Margin (dB)	Peak Limit (dBuV/m)	PK Margin (dB)	Aimuth (Degs)	Height (cm)	Polarity
1	* 5.35	47.52	Pk	34.7	-21.6	0	60.62	-	-	74	-13.38	131	100	H
2	* 5.353	51.46	Pk	34.7	-21.6	0	64.56	-	-	74	-9.44	131	100	H
3	* 5.35	36.22	RMS	34.7	-21.7	0	49.22	54	-4.78	-	-	131	100	H
4	* 5.35	36.59	RMS	34.7	-21.7	0	49.59	54	-4.41	-	-	131	100	H

* - indicates frequency in CFR47 Pt 15 / IC RSS-Restricted Band

Pk - Peak detector

RMS - RMS detection

VERTICAL PEAK AND AVERAGE PLOT



VERTICAL DATA

Trace Markers

Marker	Frequency (GHz)	Meter Reading (dBuV)	Det	3117_00168717	10dB(dB)	DC Corr (dB)	Corrected Reading (dBuV/m)	Average Limit (dBuV/m)	Margin (dB)	Peak Limit (dBuV/m)	PK Margin (dB)	Azimuth (Degs)	Height (cm)	Polarity
1	* 5.35	44.09	Pk	34.7	-21.6	0	57.19	-	-	74	-16.81	122	105	V
2	* 5.353	47.62	Pk	34.7	-21.6	0	60.72	-	-	74	-13.28	122	105	V
3	* 5.35	32.86	RMS	34.7	-21.7	0	45.86	54	-8.14	-	-	122	105	V
4	* 5.35	33.47	RMS	34.7	-21.7	0	46.47	54	-7.53	-	-	122	105	V

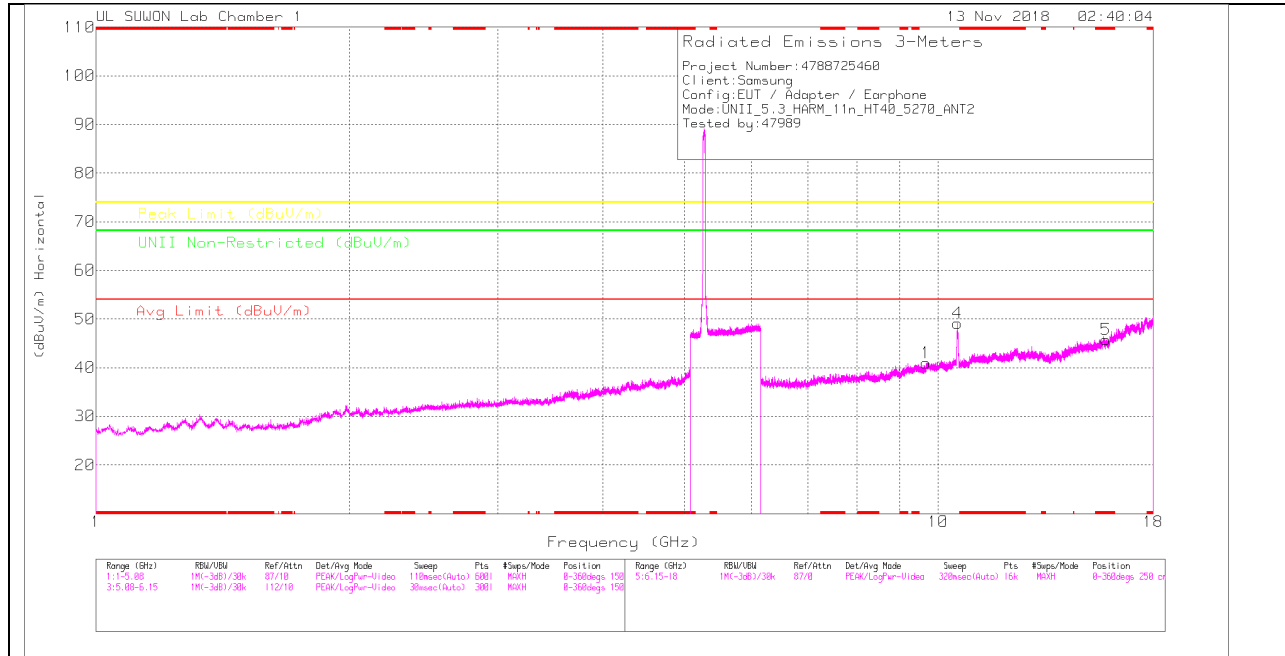
* - indicates frequency in CFR47 Pt 15 / IC RSS-Restricted Band

Pk - Peak detector

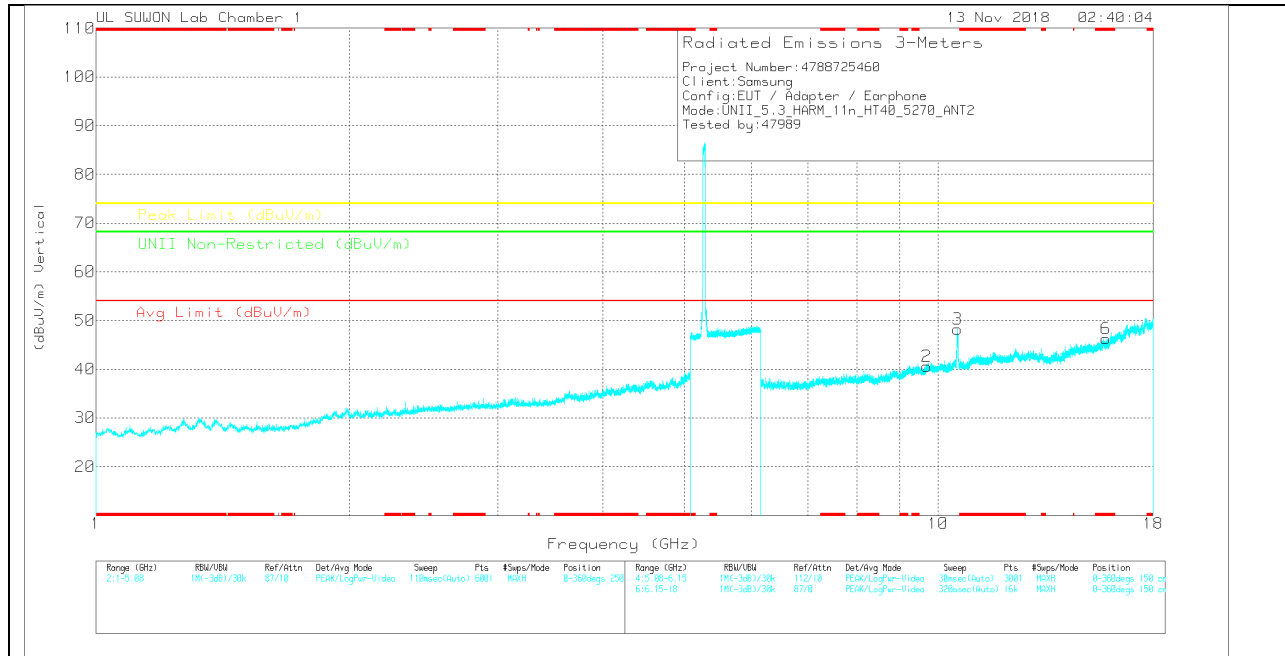
RMS - RMS detection

HARMONICS AND SPURIOUS EMISSIONS

LOW CHANNEL HORIZONTAL



LOW CHANNEL VERTICAL



Note: Emission was scanned up to 40GHz; No emissions were detected above the noise floor which was at least 20dB below the specification limit.

LOW CHANNEL DATA

Trace Markers

Marker	Frequency (GHz)	Meter Reading (dBuV)	Det	3117_00168717	6GHz_HF(dB)	DC Corr (dB)	Corrected Reading (dBuV/m)	Avg Limit (dBuV/m)	Margin (dB)	Peak Limit (dBuV/m)	Margin (dB)	UNII Non-Restricted (dBuV/m)	Margin (dB)	Altitude (Degs)	Height (cm)	Polarity
1	9.675	27.44	PK	37.1	-23.6	0	40.94	-	-	-	-	68.2	-27.26	0-360	250	H
4	10.537	34.24	PK	37.7	-22.8	0	49.14	-	-	-	-	68.2	-19.06	0-360	250	H
5	* 15.829	26.39	PK	40.5	-21.1	0	45.79	-	-	74	-28.21	-	-	0-360	250	H
2	9.691	26.85	PK	37.1	-23.4	0	40.55	-	-	-	-	68.2	-27.65	0-360	150	V
3	10.542	33.2	PK	37.8	-22.8	0	48.2	-	-	-	-	68.2	-20	0-360	251	V
6	* 15.826	26.84	PK	40.5	-21.1	0	46.24	-	-	74	-27.76	-	-	0-360	251	V

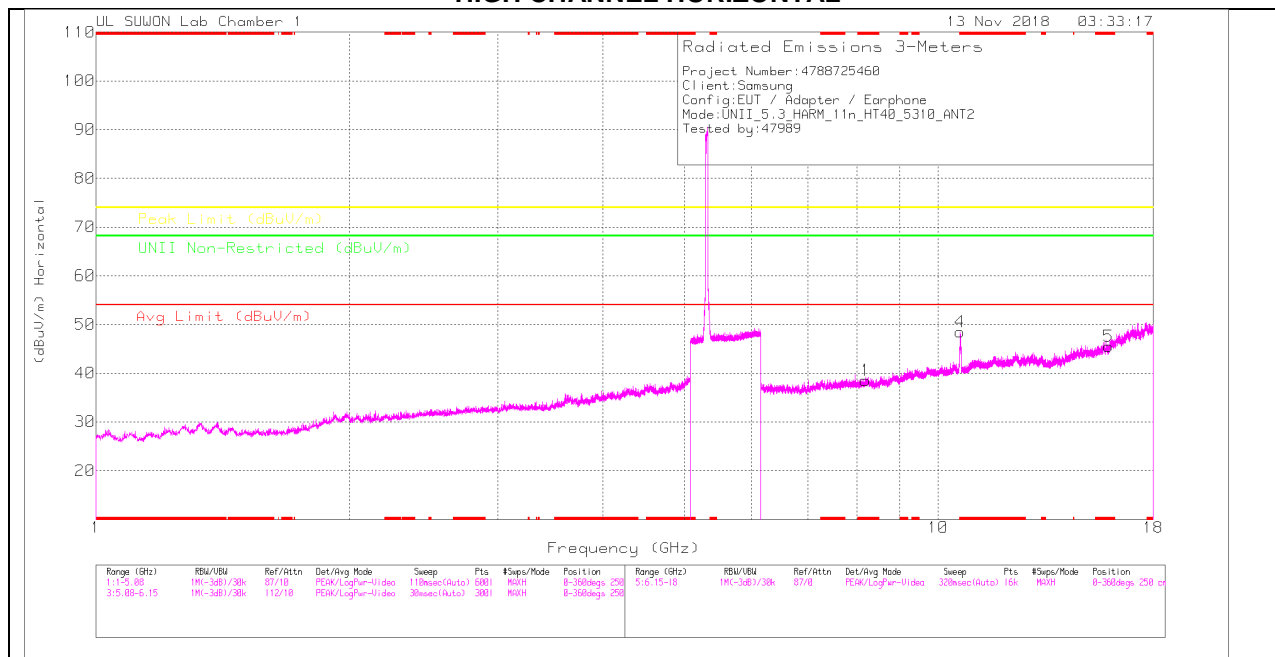
* - indicates frequency in CFR47 Pt 15 / IC RSS-Restricted Band
 PK – Peak detector

Radiated Emissions

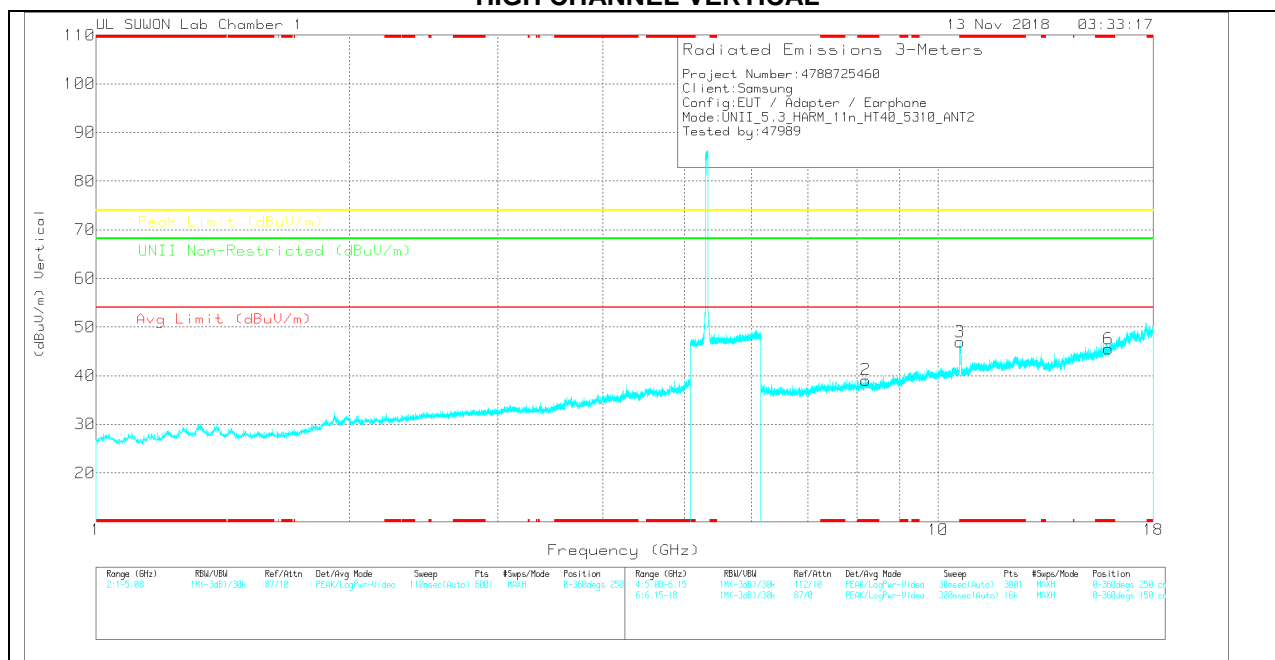
Frequency (GHz)	Meter Reading (dBuV)	Det	3117_00168717	6GHz_HF(dB)	DC Corr (dB)	Corrected Reading (dBuV/m)	Avg Limit (dBuV/m)	Margin (dB)	Peak Limit (dBuV/m)	Margin (dB)	UNII Non-Restricted (dBuV/m)	Margin (dB)	Altitude (Degs)	Height (cm)	Polarity
10.541	48.09	PK-U	37.8	-22.8	0	63.09	-	-	-	-	68.2	-5.11	217	230	H
10.542	45.3	PK-U	37.8	-22.8	0	60.3	-	-	-	-	68.2	-7.9	220	247	V

* - indicates frequency in CFR47 Pt 15 / IC RSS-Restricted Band
 PK-U - U-NII: Maximum Peak

HIGH CHANNEL HORIZONTAL



HIGH CHANNEL VERTICAL



Note: Emission was scanned up to 40GHz; No emissions were detected above the noise floor which was at least 20dB below the specification limit.

HIGH CHANNEL DATA

Trace Markers

Marker	Frequency (GHz)	Meter Reading (dBuV)	Det	3117_00168717	60Hz_HF(dB)	DC Corr (dB)	Corrected Reading (dBuV/m)	Avg Limit (dBuV/m)	Margin (dB)	Peak Limit (dBuV/m)	Margin (dB)	UNI Non-Restricted (dBuV/m)	Margin (dB)	Azimuth (Degs)	Height (cm)	Polarity
1	* 8.195	27.9	PK	36.3	-25.7	0	38.5	-	-	74	-35.5	-	-	0-360	150	H
4	* 10.621	32.82	PK	37.8	-22.2	0	48.42	-	-	74	-25.58	-	-	0-360	250	H
5	* 15.931	25.95	PK	40.7	-21.1	0	45.55	-	-	74	-28.45	-	-	0-360	150	H
2	* 8.199	28.4	PK	36.3	-25.6	0	39.1	-	-	74	-34.9	-	-	0-360	150	V
3	* 10.62	31.31	PK	37.8	-22.2	0	46.91	-	-	74	-27.09	-	-	0-360	250	V
6	* 15.926	25.96	PK	40.6	-21.1	0	45.46	-	-	74	-28.54	-	-	0-360	150	V

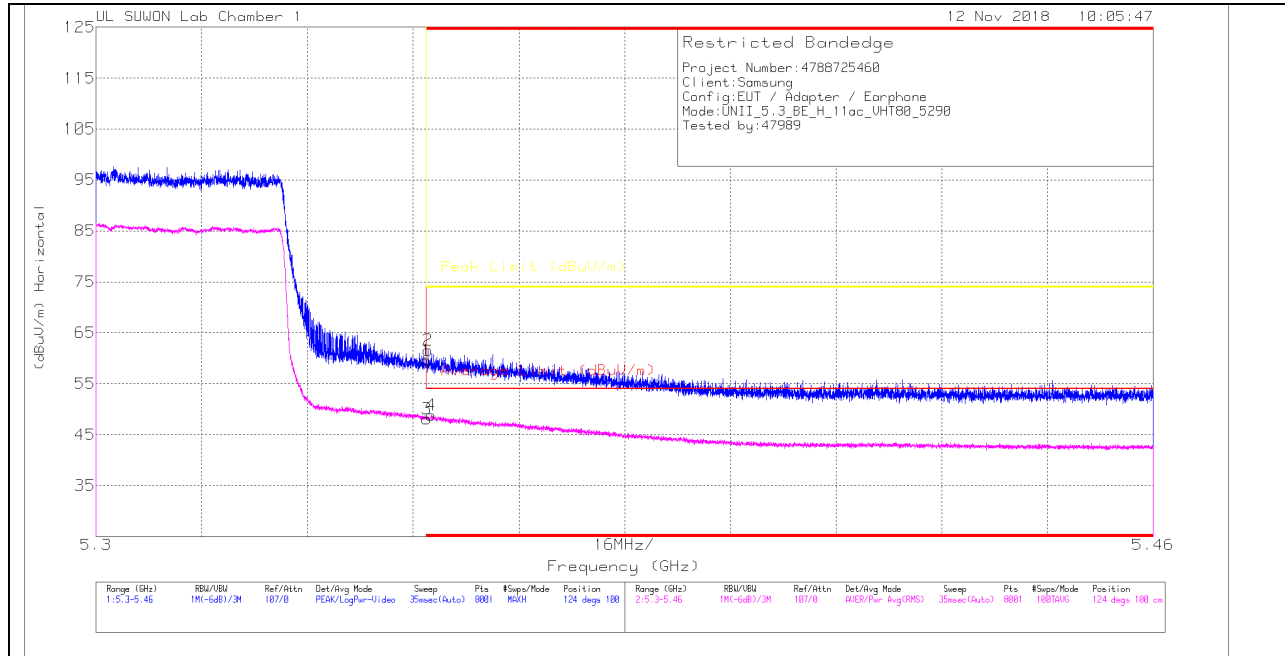
* - indicates frequency in CFR47 Pt 15 / IC RSS-Restricted Band
 PK – Peak detector

Radiated Emissions

Frequency (GHz)	Meter Reading (dBuV)	Det	3117_00168717	60Hz_HF(dB)	DC Corr (dB)	Corrected Reading (dBuV/m)	Avg Limit (dBuV/m)	Margin (dB)	Peak Limit (dBuV/m)	Margin (dB)	UNI Non-Restricted (dBuV/m)	Margin (dB)	Azimuth (Degs)	Height (cm)	Polarity
* 10.622	46.8	PK-U	37.8	-22.2	0	62.4	-	-	74	-11.6	-	-	217	228	H
* 10.62	32.56	ADR	37.8	-22.2	0	48.16	54	-5.84	-	-	-	-	217	228	H
* 10.618	43.73	PK-U	37.8	-22.2	0	59.33	-	-	74	-14.67	-	-	219	258	V
* 10.62	30.53	ADR	37.8	-22.2	0	46.13	54	-7.87	-	-	-	-	219	258	V

* - indicates frequency in CFR47 Pt 15 / IC RSS-Restricted Band
 PK-U - U-NII: Maximum Peak
 ADR - U-NII AD primary method, RMS average

**11.2.10. TX ABOVE 1GHz 802.11ac VHT80 2Tx CDD MODE IN THE 5.3GHz BAND RESTRICTED BANDEDGE (High CHANNEL)
 HORIZONTAL PEAK AND AVERAGE PLOT**



HORIZONTAL DATA

Trace Markers

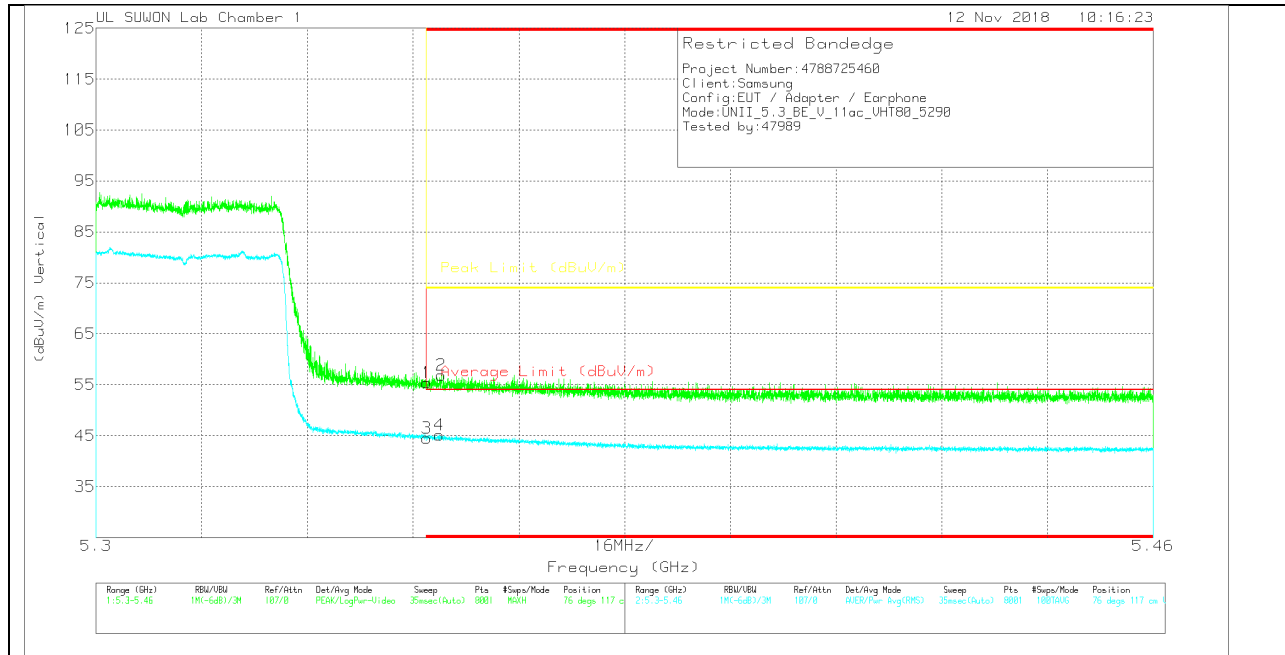
Marker	Frequency (GHz)	Meter Reading (dBuV)	Det	3117_00168717	10dB(dB)	DC Corr (dB)	Corrected Reading (dBuV/m)	Average Limit (dBuV/m)	Margin (dB)	Peak Limit (dBuV/m)	PK Margin (dB)	Azimuth (Degs)	Height (cm)	Polarity
1	* 5.35	46.56	PK	34.7	-21.6	0	59.66	-	-	74	-14.34	124	100	H
2	* 5.35	48.51	PK	34.7	-21.6	0	61.61	-	-	74	-12.39	124	100	H
3	* 5.35	35.08	RMS	34.7	-21.7	0	48.08	54	-5.92	-	-	124	100	H
4	* 5.351	35.82	RMS	34.7	-21.7	0	48.82	54	-5.18	-	-	124	100	H

* - indicates frequency in CFR47 Pt 15 / IC RSS-Restricted Band

PK - Peak detector

RMS - RMS detection

VERTICAL PEAK AND AVERAGE PLOT



VERTICAL DATA

Trace Markers

Marker	Frequency (GHz)	Meter Reading (dBuV)	Det	3117_00168717	10dB(dB)	DC Corr (dB)	Corrected Reading (dBuV/m)	Average Limit (dBuV/m)	Margin (dB)	Peak Limit (dBuV/m)	PK Margin (dB)	Azimuth (Degs)	Height (cm)	Polarity
1	* 5.35	42.29	Pk	34.7	-21.6	0	55.39	-	-	74	-18.61	76	117	V
2	* 5.352	43.75	Pk	34.7	-21.6	0	56.85	-	-	74	-17.15	76	117	V
3	* 5.35	31.53	RMS	34.7	-21.7	0	44.53	54	-9.47	-	-	76	117	V
4	* 5.352	32.17	RMS	34.7	-21.7	0	45.17	54	-8.83	-	-	76	117	V

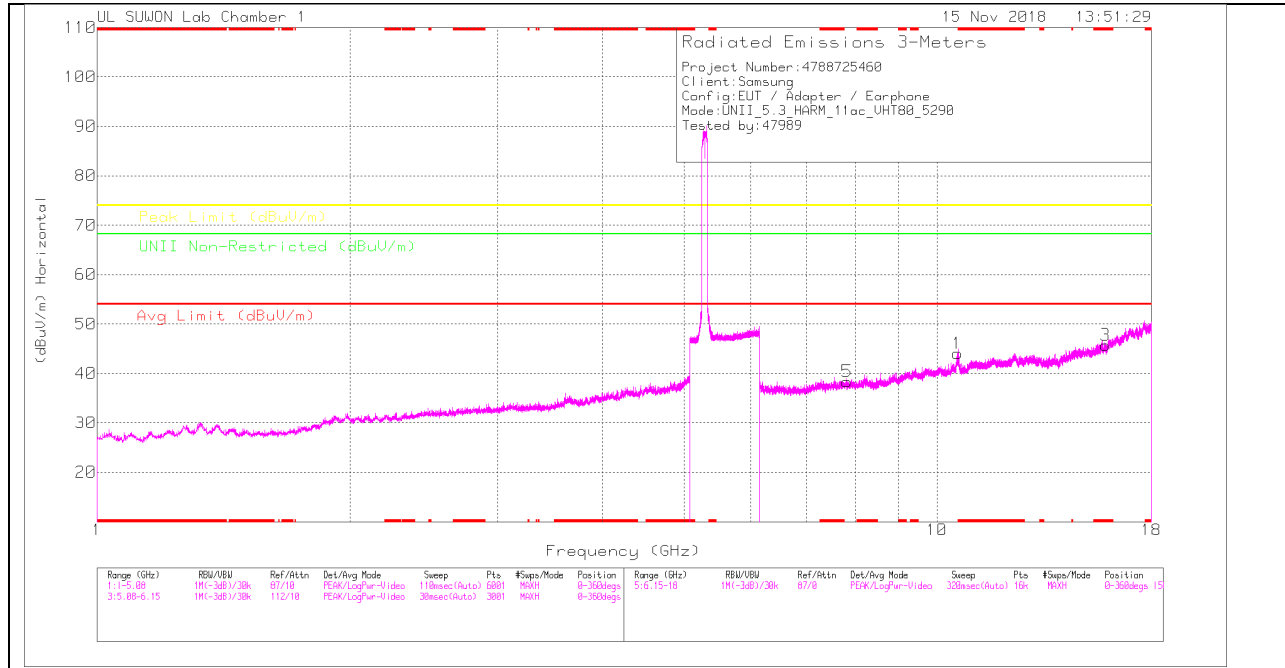
* - indicates frequency in CFR47 Pt 15 / IC RSS-Restricted Band

Pk - Peak detector

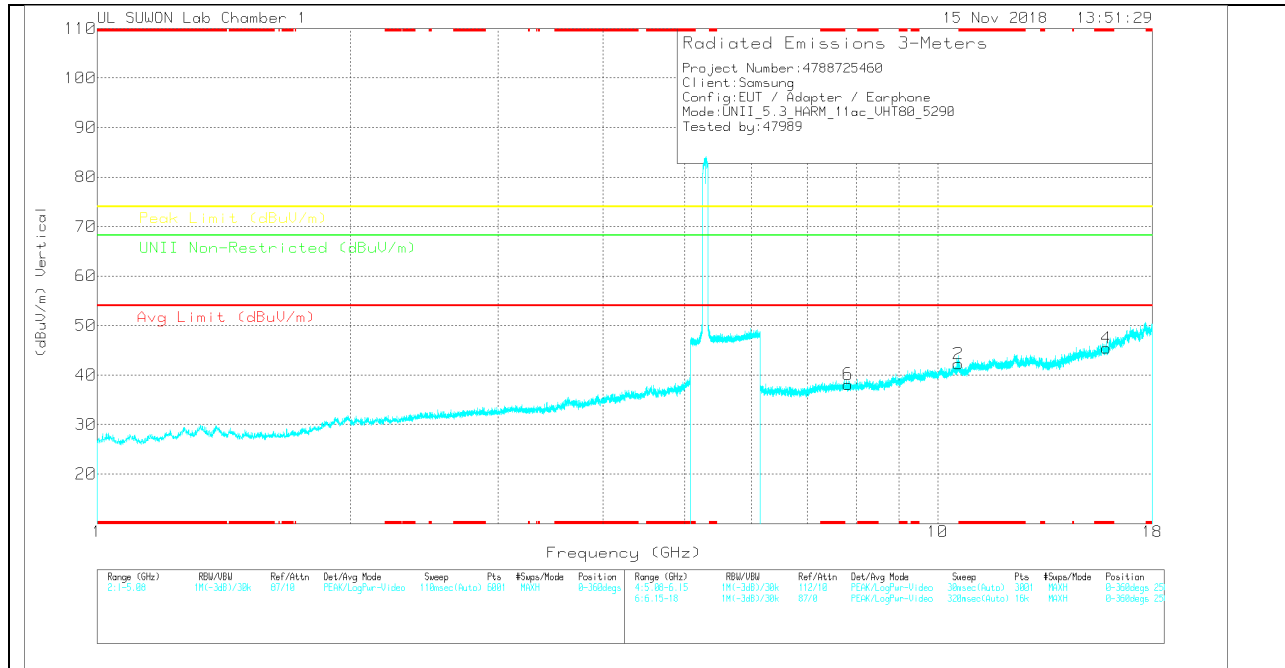
RMS - RMS detection

HARMONICS AND SPURIOUS EMISSIONS

MID CHANNEL HORIZONTAL



MID CHANNEL VERTICAL



Note: Emission was scanned up to 40GHz; No emissions were detected above the noise floor which was at least 20dB below the specification limit.

MID CHANNEL DATA

Trace Markers

Marker	Frequency (GHz)	Meter Reading (dBuV)	Det	3117_00168717	6GHz_HF(dB)	DC Corr (dB)	Corrected Reading (dBuV/m)	Aug Limit (dBuV/m)	Margin (dB)	Peak Limit (dBuV/m)	Margin (dB)	Limit Non-Restricted (dBuV/m)	Margin (dB)	Azimuth (Degs)	Height (cm)	Polarity
1	10.582	28.86	PK	37.8	-22.6	0	44.06	-	-	-	-	68.2	-24.14	0-360	250	H
3	* 15.875	26.12	PK	40.6	-21	0	45.72	-	-	74	-28.28	-	-	0-360	250	H
5	7.817	29.05	PK	35.9	-26.6	0	38.35	-	-	-	-	68.2	-29.85	0-360	150	H
2	10.584	26.94	PK	37.8	-22.5	0	42.24	-	-	-	-	68.2	-25.96	0-360	250	V
4	* 15.869	25.84	PK	40.6	-21	0	45.44	-	-	74	-28.56	-	-	0-360	250	V
6	7.821	28.81	PK	35.9	-26.6	0	38.11	-	-	-	-	68.2	-30.09	0-360	150	V

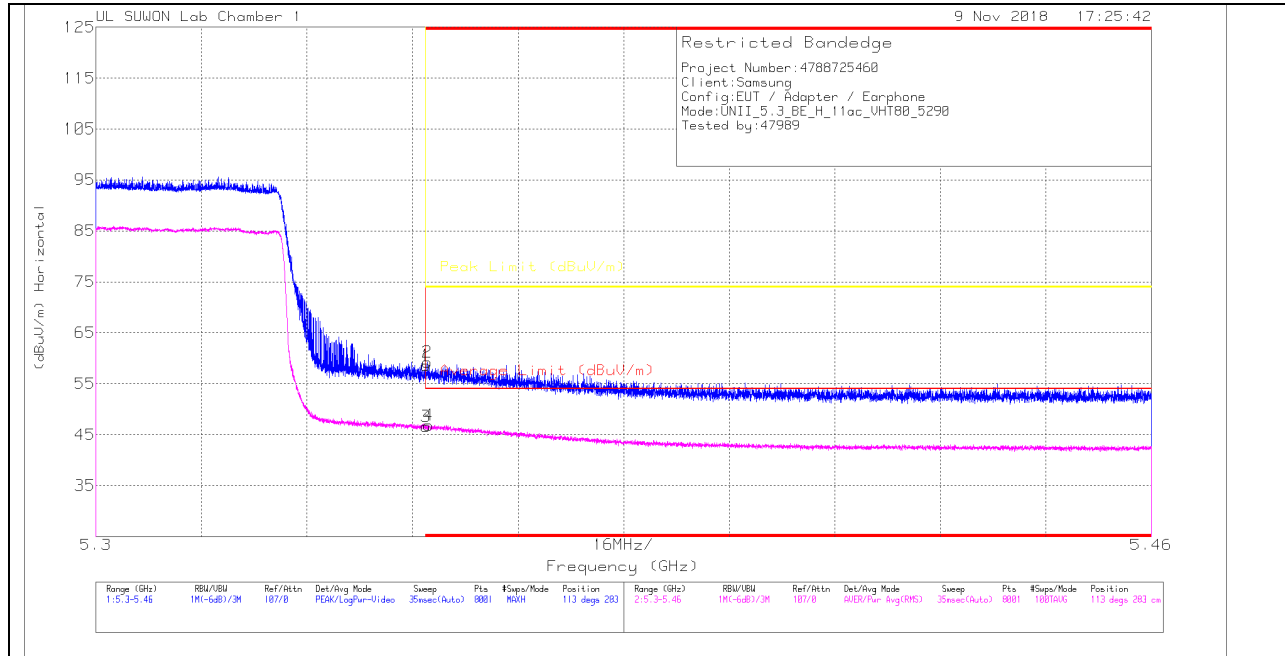
* - indicates frequency in CFR47 Pt 15 / IC RSS-Restricted Band
 PK – Peak Detector

Radiated Emissions

Frequency (GHz)	Meter Reading (dBuV)	Det	3117_00168717	6GHz_HF(dB)	DC Corr (dB)	Corrected Reading (dBuV/m)	Aug Limit (dBuV/m)	Margin (dB)	Peak Limit (dBuV/m)	Margin (dB)	Limit Non-Restricted (dBuV/m)	Margin (dB)	Azimuth (Degs)	Height (cm)	Polarity
10.572	41.51	PK-U	37.8	-22.7	0	56.61	-	-	-	-	68.2	-11.59	105	100	H
10.571	39.29	PK-U	37.8	-22.7	0	54.39	-	-	-	-	68.2	-13.81	216	307	V

* - indicates frequency in CFR47 Pt 15 / IC RSS-Restricted Band
 PK-U - U-NII: Maximum Peak

**11.2.11. TX ABOVE 1GHz 802.11ac VHT80 1Tx ANT1 IN THE 5.3GHz BAND
 RESTRICTED BANDEDGE (High CHANNEL)
 HORIZONTAL PEAK AND AVERAGE PLOT**



HORIZONTAL DATA

Trace Markers

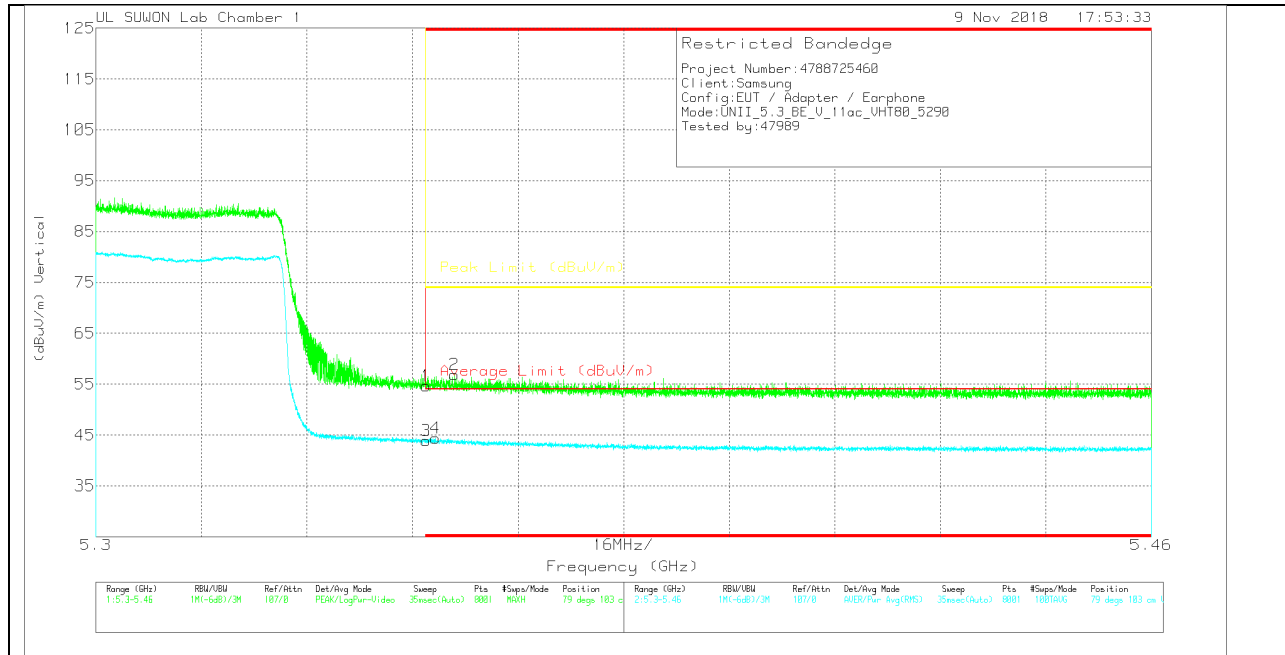
Marker	Frequency (GHz)	Meter Reading (dBuV)	Det	3117_D0168717	10dB(dB)	DC Corr (dB)	Corrected Reading (dBuV/m)	Average Limit (dBuV/m)	Margin (dB)	Peak Limit (dBuV/m)	PK Margin (dB)	Azimuth (Degs)	Height (cm)	Polarity
1	* 5.35	45.53	Pk	34.7	-21.6	0	58.63	-	-	74	-15.37	113	283	H
2	* 5.35	46.12	Pk	34.7	-21.6	0	59.22	-	-	74	-14.78	113	283	H
3	* 5.35	33.61	RMS	34.7	-21.7	0	46.61	54	-7.39	-	-	113	283	H
4	* 5.35	33.91	RMS	34.7	-21.7	0	46.91	54	-7.09	-	-	113	283	H

* - indicates frequency in CFR47 Pt 15 / IC RSS-Restricted Band

Pk - Peak detector

RMS - RMS detection

VERTICAL PEAK AND AVERAGE PLOT



VERTICAL DATA

Trace Markers

Marker	Frequency (GHz)	Meter Reading (dBuV)	Det	3117_00168717	10dB(dB)	DC Corr (dB)	Corrected Reading (dBuV/m)	Average Limit (dBuV/m)	Margin (dB)	Peak Limit (dBuV/m)	PK Margin (dB)	Azimuth (Deg)	Height (cm)	Polarity
1	* 5.35	41.61	Pk	34.7	-21.6	0	54.71	-	-	74	-19.29	79	103	V
2	* 5.354	43.73	Pk	34.7	-21.6	0	56.83	-	-	74	-17.17	79	103	V
3	* 5.35	30.9	RMS	34.7	-21.7	0	43.9	54	-10.1	-	-	79	103	V
4	* 5.351	31.44	RMS	34.7	-21.7	0	44.44	54	-9.56	-	-	79	103	V

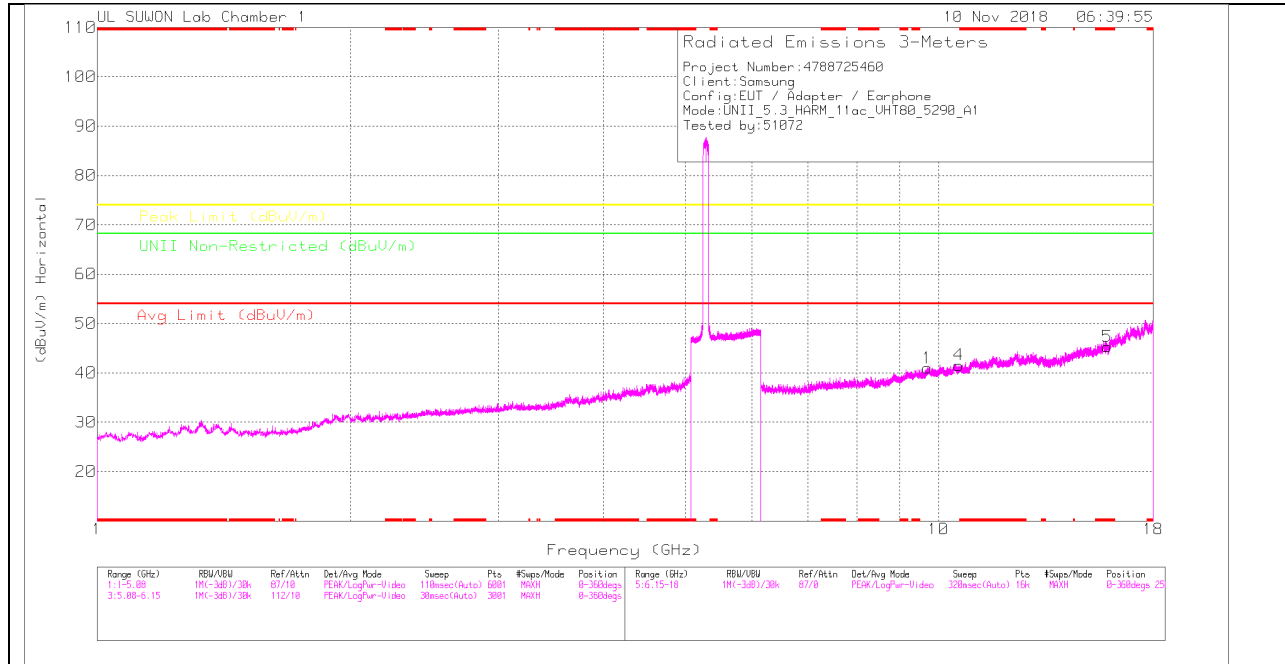
* - indicates frequency in CFR47 Pt 15 / IC RSS-Restricted Band

Pk - Peak detector

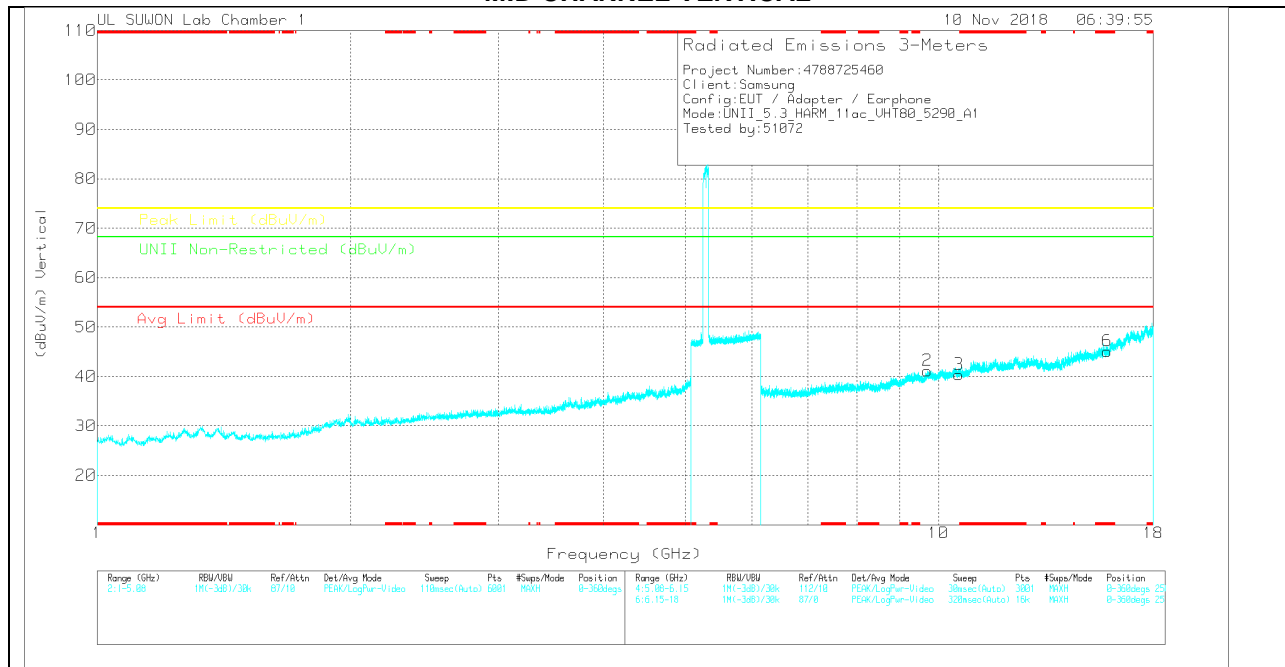
RMS - RMS detection

HARMONICS AND SPURIOUS EMISSIONS

MID CHANNEL HORIZONTAL



MID CHANNEL VERTICAL



Note: Emission was scanned up to 40GHz; No emissions were detected above the noise floor which was at least 20dB below the specification limit.

MID CHANNEL DATA

Trace Markers

Marker	Frequency (GHz)	Meter Reading (dBuV)	Det	3117_00168717	6GHz_HF(dB)	DC Corr (dB)	Corrected Reading (dBuV/m)	Agc Limit (dBuV/m)	Margin (dB)	Peak Limit (dBuV/m)	Margin (dB)	Limit Non-Restricted (dBuV/m)	Margin (dB)	Azimuth (Degs)	Height (cm)	Polarity
1	9.7	27.17	PK	37.1	-23.3	0	40.97	-	-	-	-	68.2	-27.23	0-360	250	H
4	10.58	26.37	PK	37.8	-22.6	0	41.57	-	-	-	-	68.2	-26.63	0-360	150	H
5	* 15.871	25.71	PK	40.6	-21	0	45.31	-	-	74	-28.69	-	-	0-360	150	H
2	9.699	27.38	PK	37.1	-23.3	0	41.18	-	-	-	-	68.2	-27.02	0-360	251	V
3	10.58	25.19	PK	37.8	-22.6	0	40.39	-	-	-	-	68.2	-27.81	0-360	251	V
6	* 15.87	25.53	PK	40.6	-21	0	45.13	-	-	74	-28.87	-	-	0-360	251	V

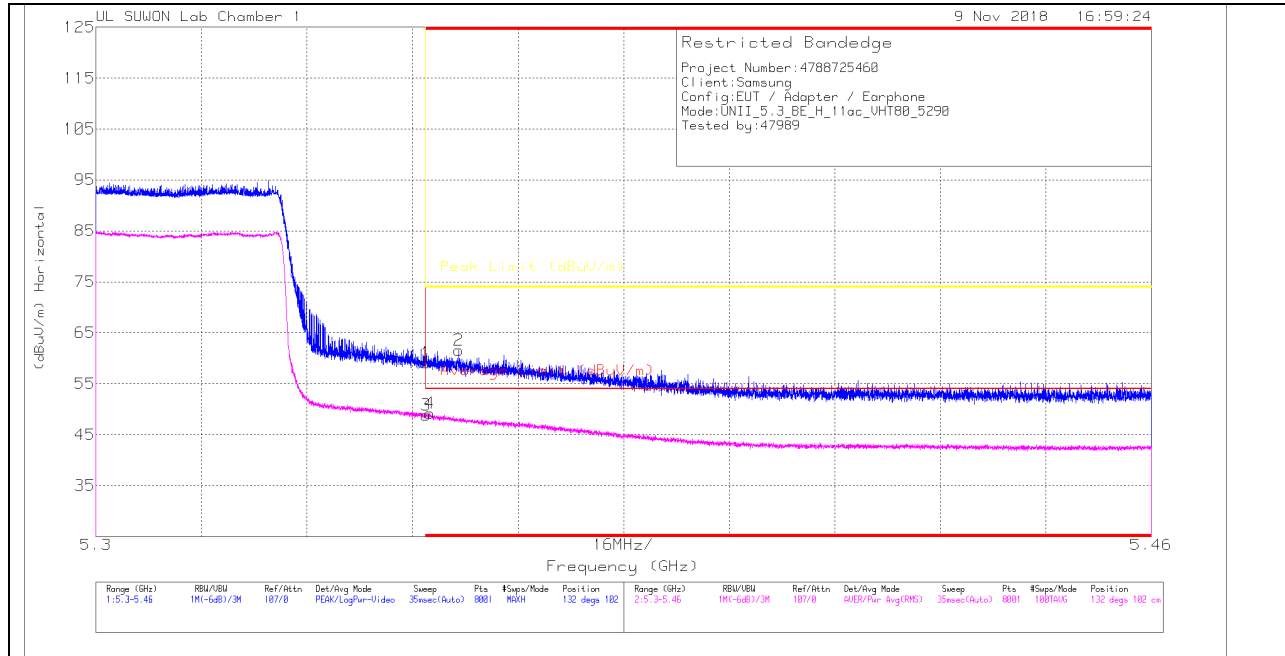
* - indicates frequency in CFR47 Pt 15 / IC RSS-Restricted Band
 PK – Peak Detector

Radiated Emissions

Frequency (GHz)	Meter Reading (dBuV)	Det	3117_00168717	6GHz_HF(dB)	DC Corr (dB)	Corrected Reading (dBuV/m)	Agc Limit (dBuV/m)	Margin (dB)	Peak Limit (dBuV/m)	Margin (dB)	Limit Non-Restricted (dBuV/m)	Margin (dB)	Azimuth (Degs)	Height (cm)	Polarity
10.582	36.53	PK-U	37.8	-22.6	0	51.73	-	-	-	-	68.2	-16.47	268	300	H
10.582	36.31	PK-U	37.8	-22.6	0	51.51	-	-	-	-	68.2	-16.69	25	335	V

* - indicates frequency in CFR47 Pt 15 / IC RSS-Restricted Band
 PK-U - U-NII: Maximum Peak

**11.2.12. TX ABOVE 1GHz 802.11ac VHT80 1Tx ANT2 IN THE 5.3GHz BAND
 RESTRICTED BANDEDGE (High CHANNEL)
 HORIZONTAL PEAK AND AVERAGE PLOT**



HORIZONTAL DATA

Trace Markers

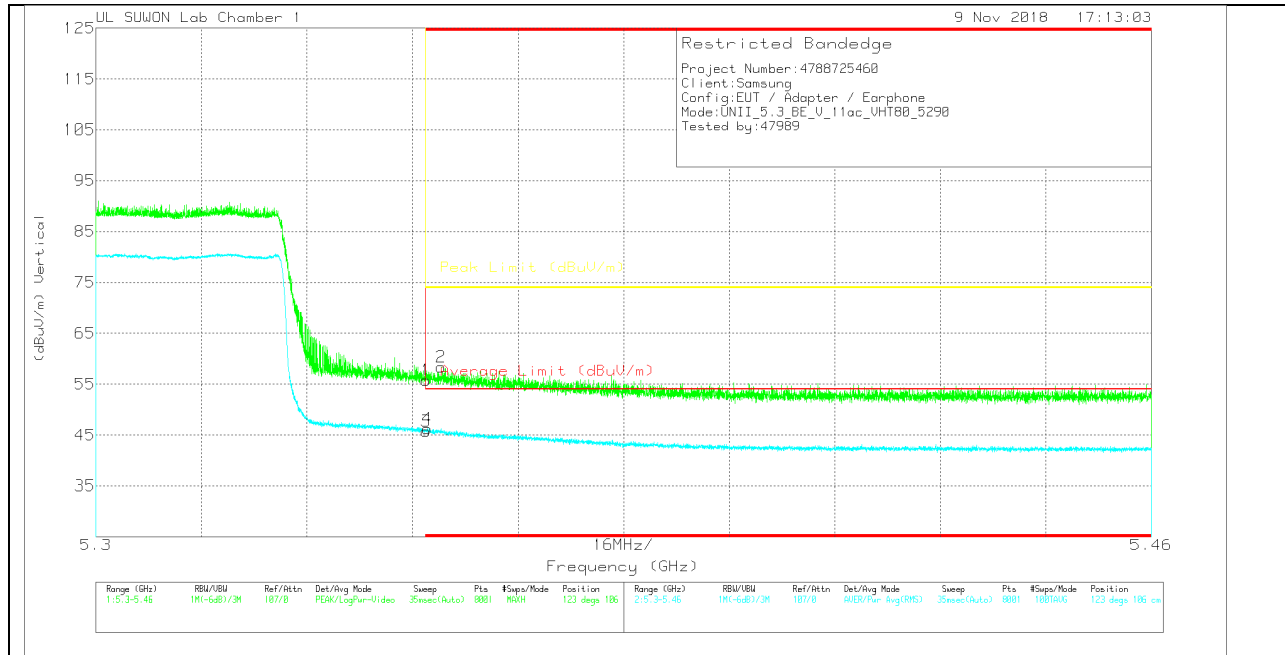
Marker	Frequency (GHz)	Meter Reading (dBuV)	Det	3117_D0168717	10dB(dB)	DC Corr (dB)	Corrected Reading (dBuV/m)	Average Limit (dBuV/m)	Margin (dB)	Peak Limit (dBuV/m)	PK Margin (dB)	Azimuth (Degs)	Height (cm)	Polarity
1	* 5.35	46.04	Pk	34.7	-21.6	0	59.14	-	-	74	-14.86	132	102	H
2	* 5.355	48.46	Pk	34.7	-21.6	0	61.56	-	-	74	-12.44	132	102	H
3	* 5.35	35.85	RMS	34.7	-21.7	0	48.85	54	-5.15	-	-	132	102	H
4	* 5.351	36.22	RMS	34.7	-21.7	0	49.22	54	-4.78	-	-	132	102	H

* - indicates frequency in CFR47 Pt 15 / IC RSS-Restricted Band

Pk - Peak detector

RMS - RMS detection

VERTICAL PEAK AND AVERAGE PLOT



VERTICAL DATA

Trace Markers

Marker	Frequency (GHz)	Meter Reading (dBuV)	Det	3117_00168717	10dB[dB]	DC Corr (dB)	Corrected Reading (dBuV/m)	Average Limit (dBuV/m)	Margin (dB)	Peak Limit (dBuV/m)	PK Margin (dB)	Azimuth (Degs)	Height (cm)	Polarity
1	* 5.35	42.65	Pk	34.7	-21.6	0	55.75	-	-	74	-18.25	123	106	V
2	* 5.352	45.31	Pk	34.7	-21.6	0	58.41	-	-	74	-15.59	123	106	V
3	* 5.35	32.75	RMS	34.7	-21.7	0	45.75	54	-8.25	-	-	123	106	V
4	* 5.35	33.24	RMS	34.7	-21.7	0	46.24	54	-7.76	-	-	123	106	V

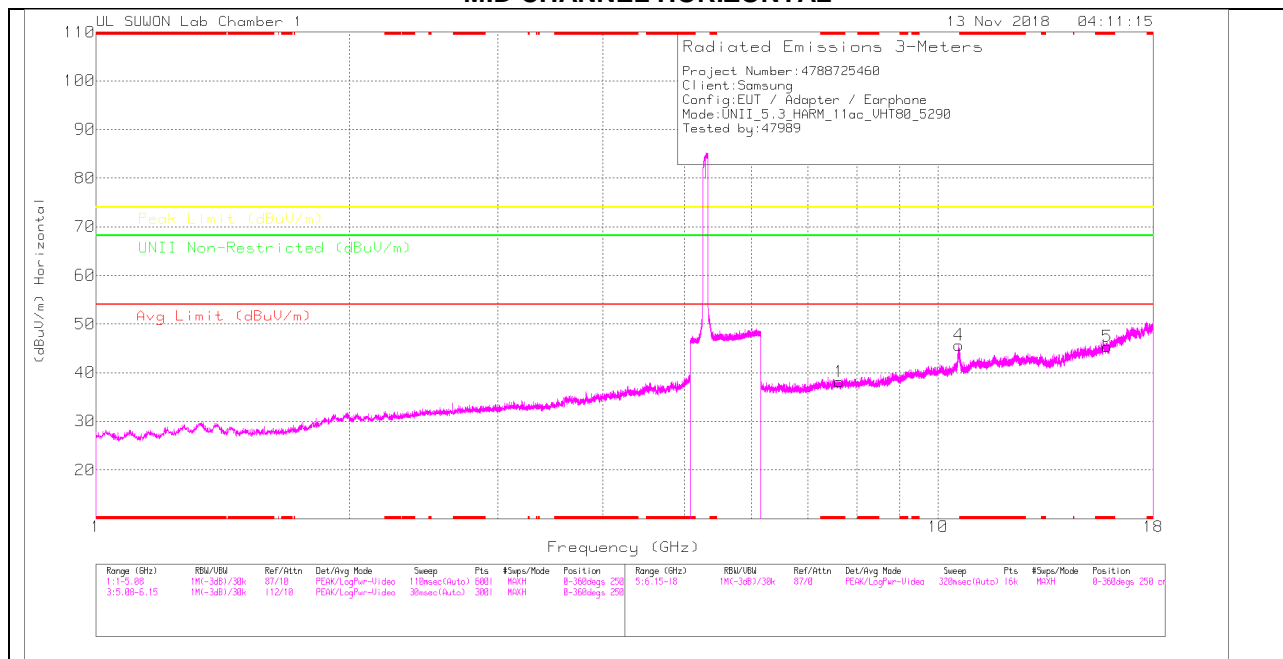
* - indicates frequency in CFR47 Pt 15 / IC RSS-Restricted Band

Pk - Peak detector

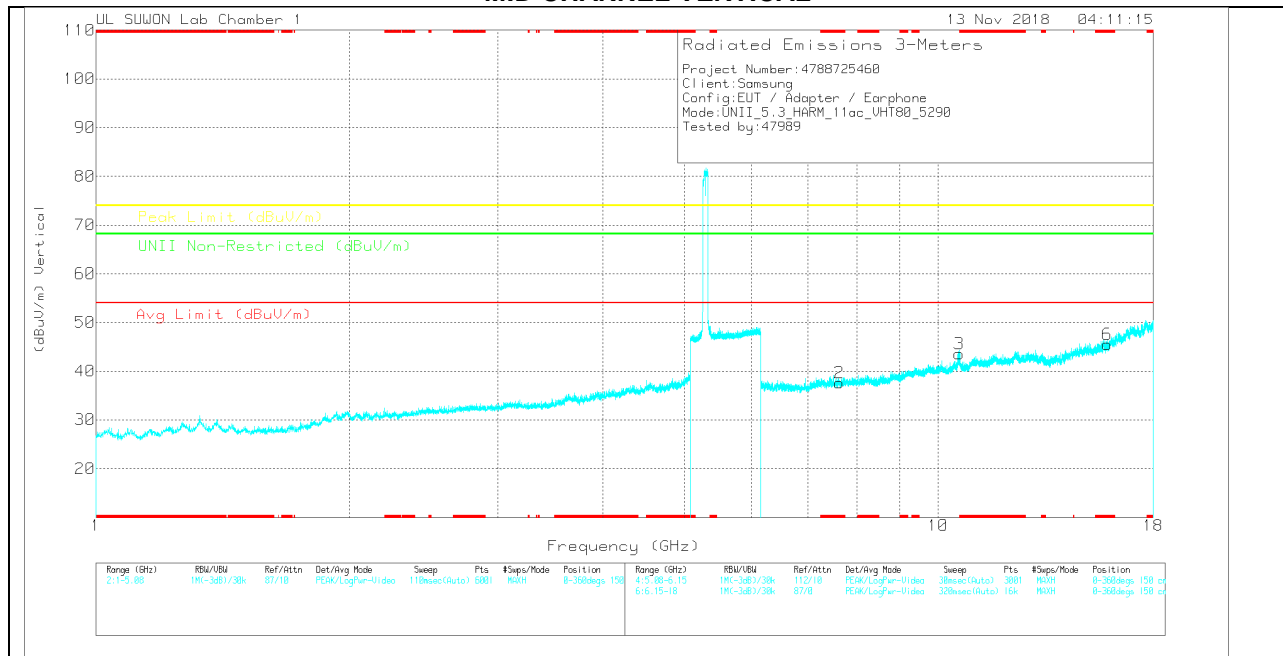
RMS - RMS detection

HARMONICS AND SPURIOUS EMISSIONS

MID CHANNEL HORIZONTAL



MID CHANNEL VERTICAL



Note: Emission was scanned up to 40GHz; No emissions were detected above the noise floor which was at least 20dB below the specification limit.

MID CHANNEL DATA

Trace Markers

Marker	Frequency (GHz)	Meter Reading (dBuV)	Det	3117_00168717	6GHz_HF(dB)	DC Corr (dB)	Corrected Reading (dBuV/m)	Agc Limit (dBuV/m)	Margin (dB)	Peak Limit (dBuV/m)	Margin (dB)	Limit Non-Restricted (dBuV/m)	Margin (dB)	Azimuth (Degs)	Height (cm)	Polarity
1	* 7.627	29.16	PK	35.8	-26.8	0	38.16	-	-	74	-35.84	-	-	0-360	150	H
4	10.582	30.49	PK	37.8	-22.6	0	45.69	-	-	-	-	68.2	-22.51	0-360	250	H
5	* 15.867	25.82	PK	40.6	-21	0	45.42	-	-	74	-28.58	-	-	0-360	250	H
2	* 7.636	28.73	PK	35.8	-26.9	0	37.63	-	-	74	-36.37	-	-	0-360	150	V
3	10.588	28.22	PK	37.8	-22.5	0	43.52	-	-	-	-	68.2	-24.68	0-360	251	V
6	* 15.867	25.95	PK	40.6	-21	0	45.55	-	-	74	-28.45	-	-	0-360	150	V

* - indicates frequency in CFR47 Pt 15 / IC RSS-Restricted Band
 PK – Peak detector

Radiated Emissions

Frequency (GHz)	Meter Reading (dBuV)	Det	3117_00168717	6GHz_HF(dB)	DC Corr (dB)	Corrected Reading (dBuV/m)	Agc Limit (dBuV/m)	Margin (dB)	Peak Limit (dBuV/m)	Margin (dB)	Limit Non-Restricted (dBuV/m)	Margin (dB)	Azimuth (Degs)	Height (cm)	Polarity
10.581	42.1	PK-U	37.8	-22.6	0	57.3	-	-	-	-	68.2	-10.9	213	101	H
10.578	40.39	PK-U	37.8	-22.6	0	55.59	-	-	-	-	68.2	-12.61	215	252	V

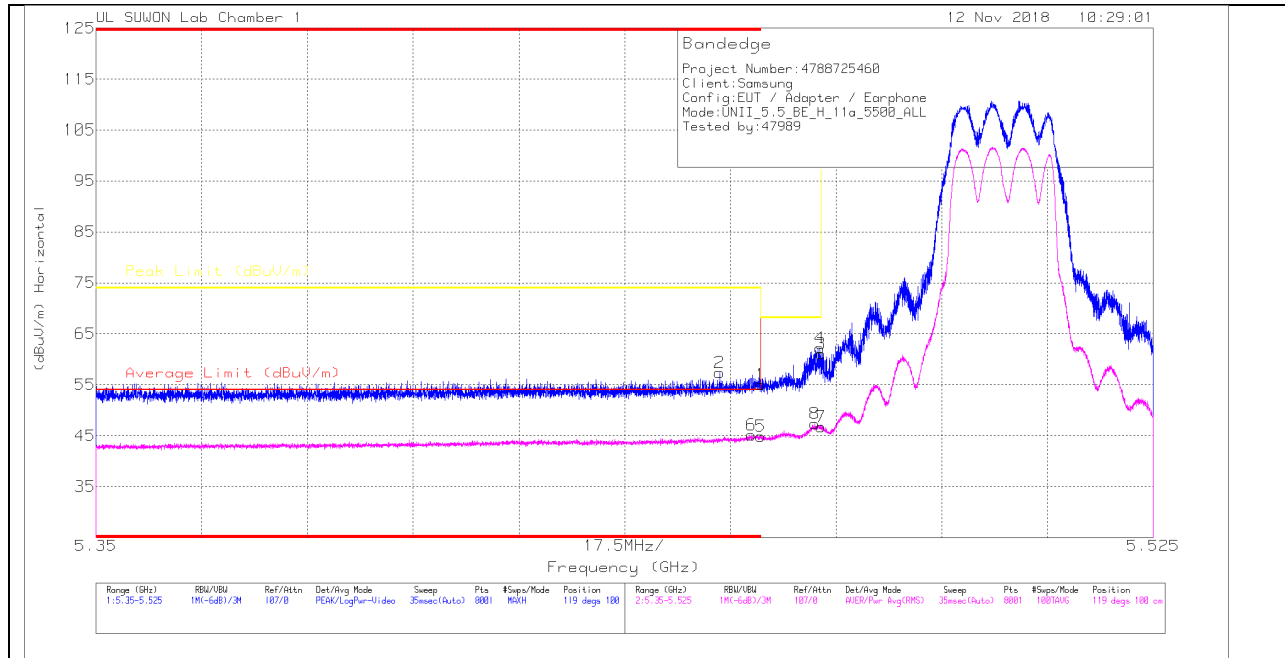
* - indicates frequency in CFR47 Pt 15 / IC RSS-Restricted Band
 PK-U - U-NII: Maximum Peak

11.3. 5.5-5.6 GHz

11.3.1. TX ABOVE 1 GHz 802.11a 2Tx CDD MODE IN THE 5.5 GHz BAND

RESTRICTED BANDEDGE (LOW CHANNEL)

HORIZONTAL PEAK AND AVERAGE PLOT



HORIZONTAL DATA

Trace Markers

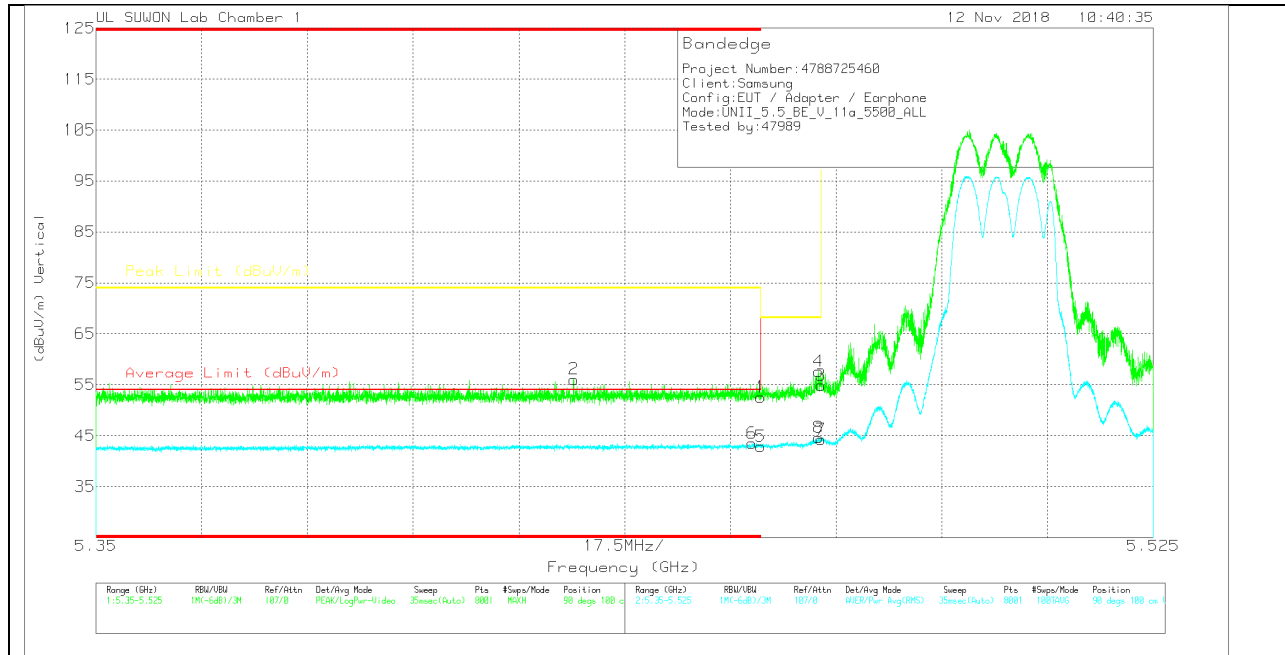
Marker	Frequency (GHz)	Meter Reading (dBuV)	Det	3117_00168717	10dB(dB)	DC Corr (dB)	Corrected Reading (dBuV/m)	Average Limit (dBuV/m)	Margin (dB)	Peak Limit (dBuV/m)	PK Margin (dB)	Azimuth (Degs)	Height (cm)	Polarity
1	* 5.46	41.76	Pk	34.7	-21.4	0	55.06	-	-	74	-18.94	119	100	H
2	* 5.453	44.05	Pk	34.7	-21.4	0	57.35	-	-	74	-16.65	119	100	H
3	5.47	47.8	Pk	34.7	-21.4	0	61.1	-	-	68.2	-7.1	119	100	H
4	5.47	48.93	Pk	34.7	-21.4	0	62.23	-	-	68.2	-5.97	119	100	H
5	* 5.46	31.65	RMS	34.7	-21.5	0	44.85	54	-9.15	-	-	119	100	H
6	* 5.458	32.06	RMS	34.7	-21.6	0	45.16	54	-8.84	-	-	119	100	H
7	5.47	33.55	RMS	34.7	-21.5	0	46.75	-	-	-	-	119	100	H
8	5.469	34.3	RMS	34.7	-21.6	0	47.4	-	-	-	-	119	100	H

* - indicates frequency in CFR47 Pt 15 / IC RSS-Restricted Band

Pk - Peak detector

RMS - RMS detection

VERTICAL PEAK AND AVERAGE PLOT



VERTICAL DATA

Trace Markers

Marker	Frequency (GHz)	Meter Reading (dBuV)	Det	3117_00168717	10dB(dB)	DC Corr (dB)	Corrected Reading (dBuV/m)	Average Limit (dBuV/m)	Margin (dB)	Peak Limit (dBuV/m)	PK Margin (dB)	Azimuth (Degs)	Height (cm)	Polarity
1	* 5.46	39.31	Pk	34.7	-21.4	0	52.61	-	-	74	-21.39	90	100	V
2	* 5.429	42.88	Pk	34.7	-21.5	0	56.08	-	-	74	-17.92	90	100	V
3	5.47	41.55	Pk	34.7	-21.4	0	54.85	-	-	68.2	-13.35	90	100	V
4	5.47	44.37	Pk	34.7	-21.4	0	57.67	-	-	68.2	-10.53	90	100	V
5	* 5.46	29.67	RMS	34.7	-21.5	0	42.87	54	-11.13	-	-	90	100	V
6	* 5.459	30.4	RMS	34.7	-21.6	0	43.5	54	-10.5	-	-	90	100	V
7	5.47	31.02	RMS	34.7	-21.5	0	44.22	-	-	-	-	90	100	V
8	5.47	31.46	RMS	34.7	-21.5	0	44.66	-	-	-	-	90	100	V

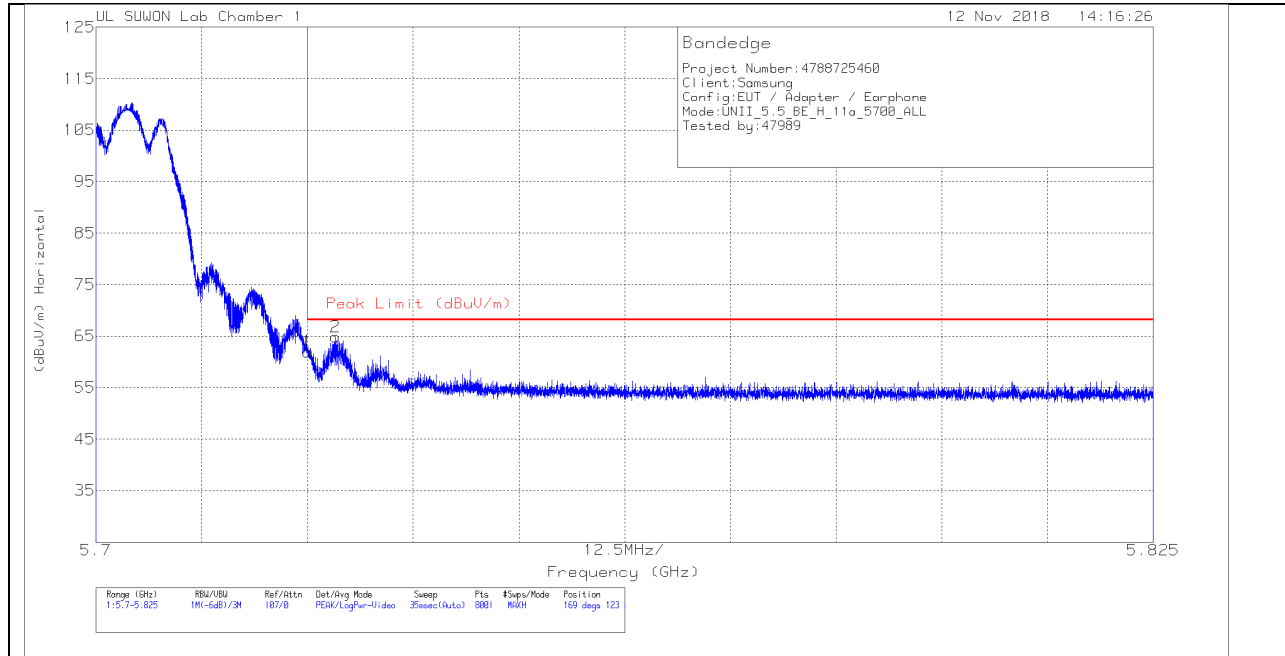
* - indicates frequency in CFR47 Pt 15 / IC RSS-Restricted Band

Pk - Peak detector

RMS - RMS detection

AUTHORIZED BANDEDGE (HIGH CHANNEL)

HORIZONTAL PEAK AND AVERAGE PLOT



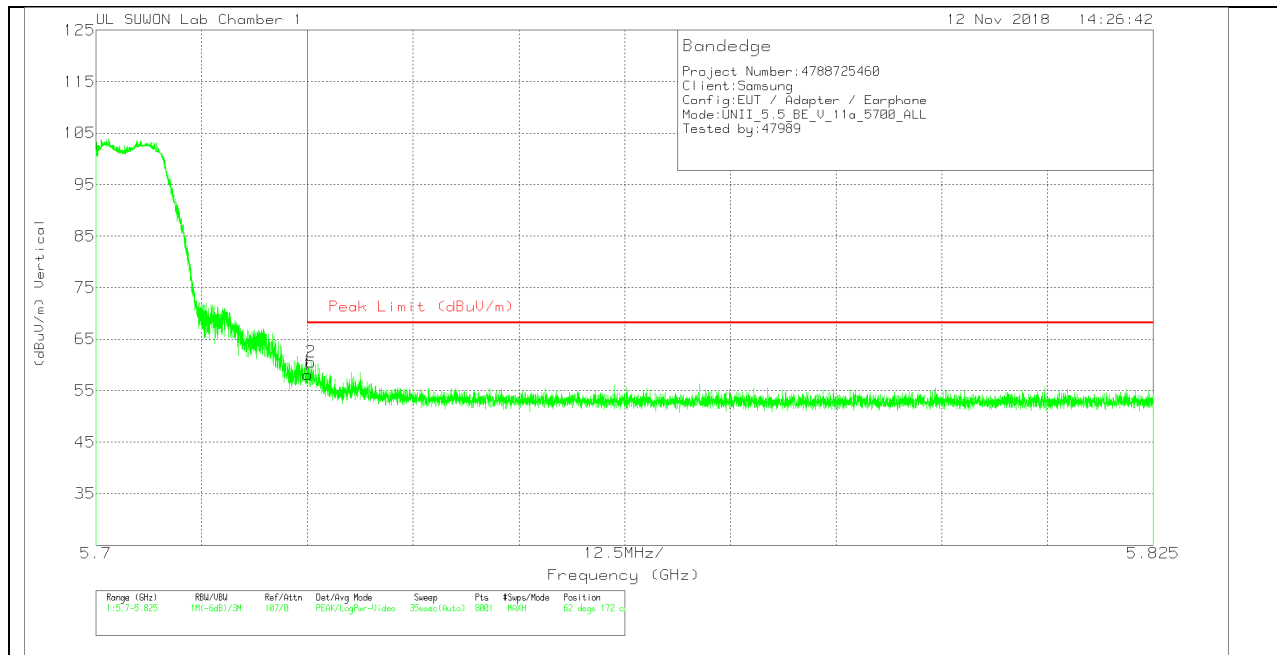
HORIZONTAL DATA

Trace Markers

Marker	Frequency (GHz)	Meter Reading (dBuV)	Det	3117_00168717	10dB[dB]	DC Corr (dB)	Corrected Reading (dBuV/m)	Peak Limit (dBuV/m)	PK Margin (dB)	Azimuth (Degs)	Height (cm)	Polarity
1	5.725	48.26	Pk	34.8	-21.1	0	61.96	68.2	-6.24	169	123	H
2	5.728	51.09	Pk	34.8	-21.1	0	64.79	68.2	-3.41	169	123	H

Pk - Peak detector

VERTICAL PEAK AND AVERAGE PLOT



VERTICAL DATA

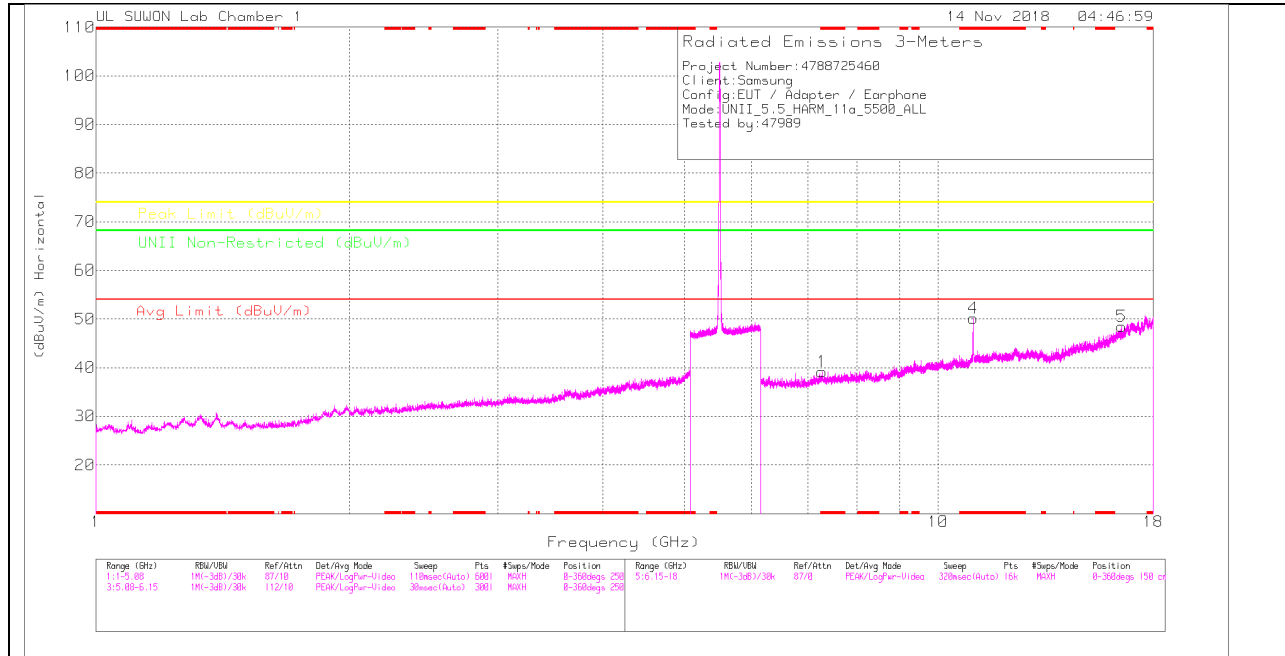
Trace Markers

Marker	Frequency (GHz)	Meter Reading (dBuV)	Det	3117_00168717	10dB[dB]	DC Corr (dB)	Corrected Reading (dBuV/m)	Peak Limit (dBuV/m)	PK Margin (dB)	Azimuth (Degs)	Height (cm)	Polarity
1	5.725	44.46	Pk	34.8	-21.1	0	58.16	68.2	-10.04	62	172	V
2	5.725	46.88	Pk	34.8	-21.1	0	60.58	68.2	-7.62	62	172	V

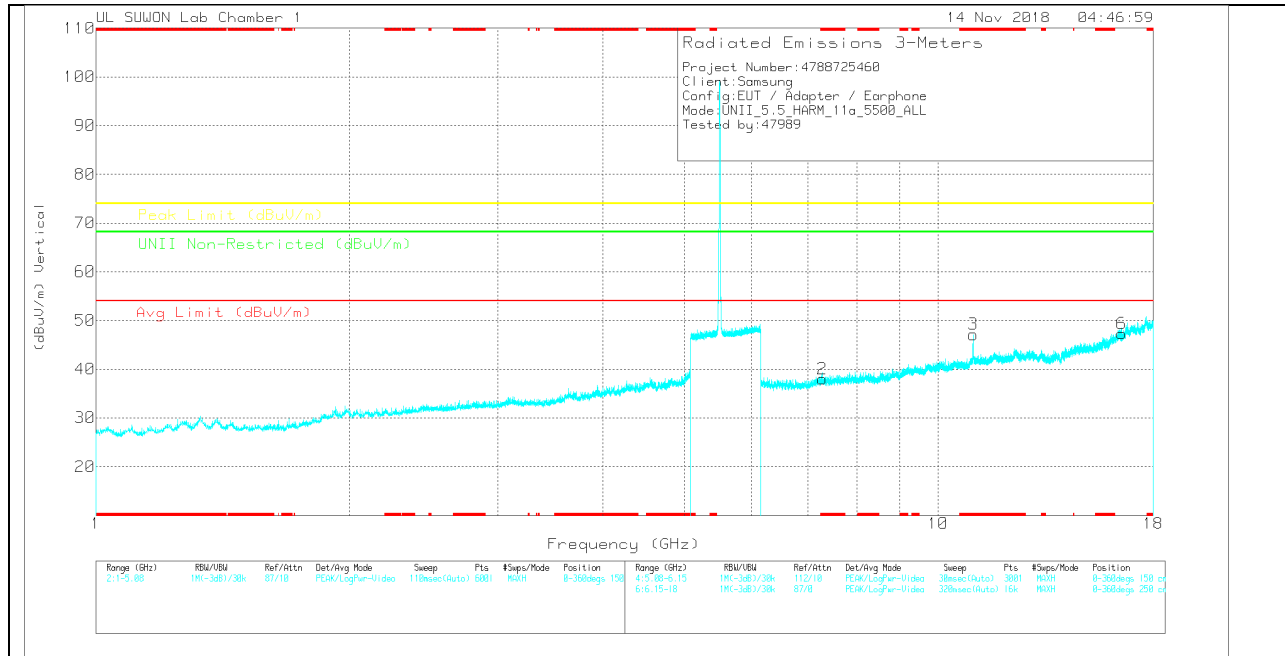
Pk - Peak detector

HARMONICS AND SPURIOUS EMISSIONS

LOW CHANNEL HORIZONTAL



LOW CHANNEL VERTICAL



Note: Emission was scanned up to 40GHz; No emissions were detected above the noise floor which was at least 20dB below the specification limit.

LOW CHANNEL DATA

Trace Markers

Marker	Frequency (GHz)	Meter Reading (dBuV)	Det	3117_00168717	6GHz_HF(dB)	DC Corr (dB)	Corrected Reading (dBuV/m)	Ag Limit (dBuV/m)	Margin (dB)	Peak Limit (dBuV/m)	Margin (dB)	UNR Non-Restricted (dBuV/m)	Margin (dB)	Asimuth (Degs)	Height (cm)	Polarity
1	* 7.278	30.25	PK	35.8	-26.9	0	39.15	-	-	74	-34.85	-	-	0-360	150	H
4	* 10.998	33.56	PK	38.2	-21.6	0	50.16	-	-	74	-23.84	-	-	0-360	250	H
5	16.503	27.08	PK	40.9	-19.5	0	48.48	-	-	-	-	68.2	-19.72	0-360	250	H
2	* 7.283	29.09	PK	35.8	-26.9	0	37.99	-	-	74	-36.01	-	-	0-360	250	V
3	* 11.002	30.52	PK	38.2	-21.6	0	47.12	-	-	74	-26.88	-	-	0-360	250	V
6	16.514	25.9	PK	40.9	-19.5	0	47.3	-	-	-	-	68.2	-20.9	0-360	250	V

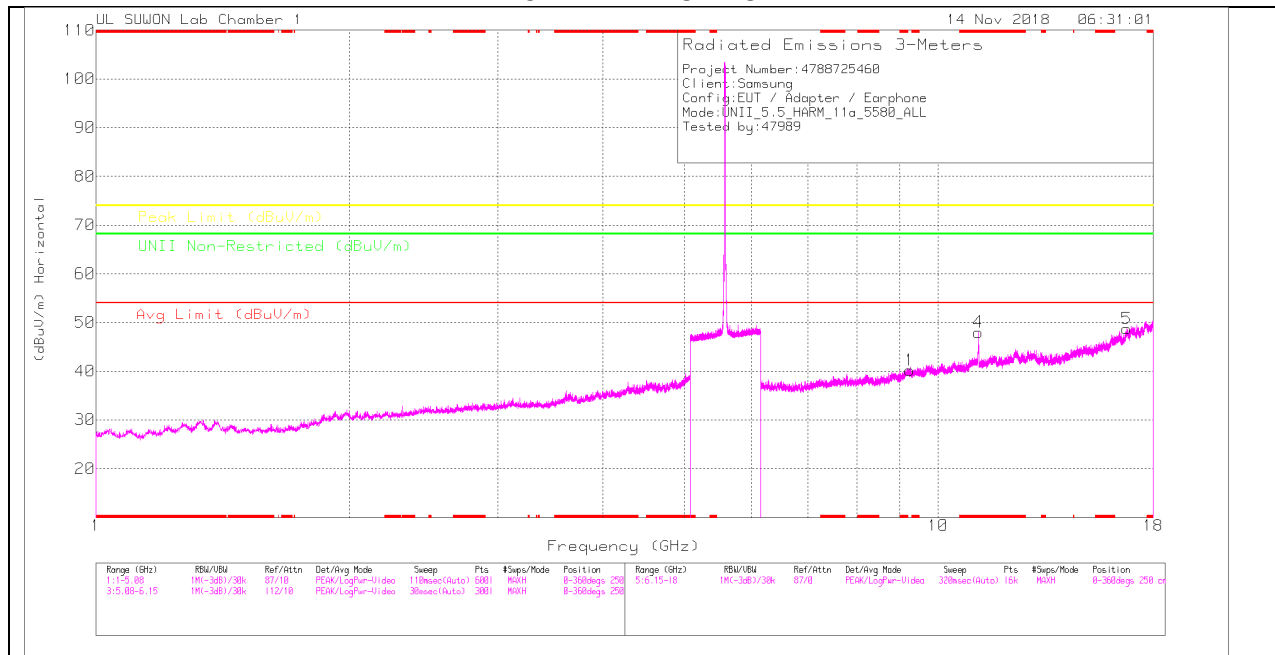
* - indicates frequency in CFR47 Pt 15 / IC RSS-Restricted Band
 PK – Peak detector

Radiated Emissions

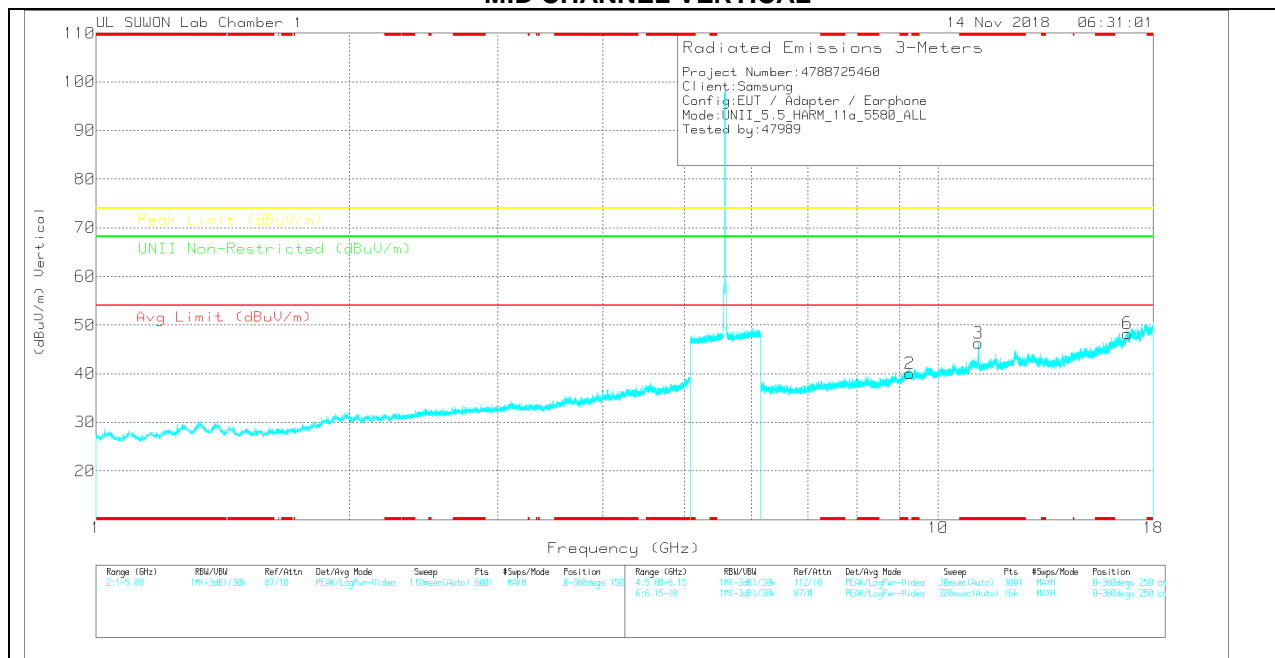
Frequency (GHz)	Meter Reading (dBuV)	Det	3117_00168717	6GHz_HF(dB)	DC Corr (dB)	Corrected Reading (dBuV/m)	Ag Limit (dBuV/m)	Margin (dB)	Peak Limit (dBuV/m)	Margin (dB)	UNR Non-Restricted (dBuV/m)	Margin (dB)	Asimuth (Degs)	Height (cm)	Polarity
* 10.999	43.97	PK-U	38.2	-21.6	0	60.57	-	-	74	-13.43	-	-	213	224	H
* 11	31.84	ADR	38.2	-21.6	0	48.44	54	-5.56	-	-	-	-	213	224	H
* 11	40.05	PK-U	38.2	-21.6	0	56.65	-	-	74	-17.35	-	-	214	230	V
* 11	27.77	ADR	38.2	-21.6	0	44.37	54	-9.63	-	-	-	-	214	230	V

* - indicates frequency in CFR47 Pt 15 / IC RSS-Restricted Band
 PK-U - U-NII: Maximum Peak
 ADR - U-NII AD primary method, RMS average

MID CHANNEL HORIZONTAL



MID CHANNEL VERTICAL



Note: Emission was scanned up to 40GHz; No emissions were detected above the noise floor which was at least 20dB below the specification limit.

MID CHANNEL DATA

Trace Markers

Marker	Frequency (GHz)	Meter Reading (dBuV)	Det	3117_00168717	66Hz_HF[dB]	DC Corr (dB)	Corrected Reading (dBuV/m)	Avg Limit (dBuV/m)	Margin (dB)	Peak Limit (dBuV/m)	Margin (dB)	UNII Non-Restricted (dBuV/m)	Margin (dB)	Asimuth (Degs)	Height (cm)	Polarity
1	9.252	27.18	PK	36.7	-23.7	0	40.18	-	-	-	-	68.2	-28.02	0-360	250	H
4	* 11.161	32.12	PK	38.3	-22.4	0	48.02	-	-	74	-25.98	-	-	0-360	250	H
5	16.749	24.7	PK	41.3	-17.3	0	48.7	-	-	-	-	68.2	-19.5	0-360	250	H
2	9.253	27.08	PK	36.7	-23.7	0	40.08	-	-	-	-	68.2	-28.12	0-360	250	V
3	* 11.157	30.4	PK	38.3	-22.4	0	46.3	-	-	74	-27.7	-	-	0-360	250	V
6	16.765	24.08	PK	41.4	-17.2	0	48.28	-	-	-	-	68.2	-19.92	0-360	150	V

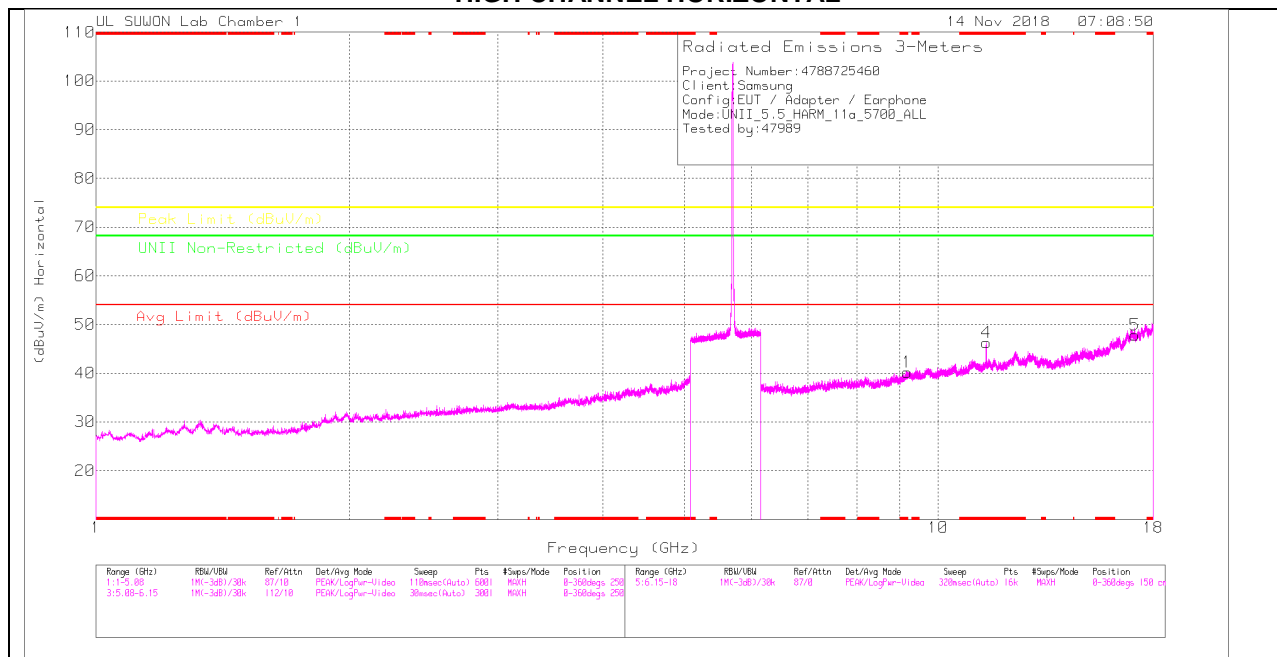
* - indicates frequency in CFR47 Pt 15 / IC RSS-Restricted Band
 PK – Peak detector

Radiated Emissions

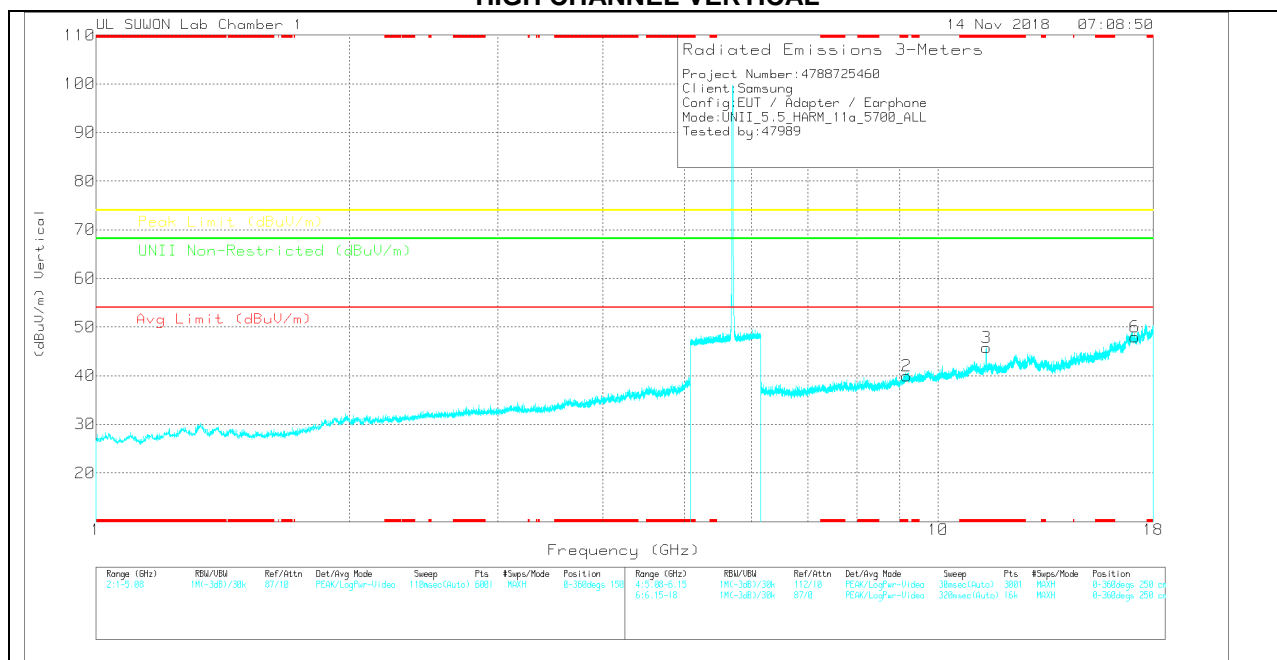
Frequency (GHz)	Meter Reading (dBuV)	Det	3117_00168717	66Hz_HF[dB]	DC Corr (dB)	Corrected Reading (dBuV/m)	Avg Limit (dBuV/m)	Margin (dB)	Peak Limit (dBuV/m)	Margin (dB)	UNII Non-Restricted (dBuV/m)	Margin (dB)	Asimuth (Degs)	Height (cm)	Polarity
* 11.16	44.02	PK-U	38.3	-22.4	0	59.92	-	-	74	-14.08	-	-	218	238	H
* 11.16	31.74	ADR	38.3	-22.4	0	47.64	54	-6.36	-	-	-	-	218	238	H
* 11.159	41.99	PK-U	38.3	-22.4	0	57.89	-	-	74	-16.11	-	-	215	236	V
* 11.16	29.35	ADR	38.3	-22.4	0	45.25	54	-8.75	-	-	-	-	215	236	V

* - indicates frequency in CFR47 Pt 15 / IC RSS-Restricted Band
 PK-U - U-NII: Maximum Peak
 ADR - U-NII AD primary method, RMS average

HIGH CHANNEL HORIZONTAL



HIGH CHANNEL VERTICAL



Note: Emission was scanned up to 40GHz; No emissions were detected above the noise floor which was at least 20dB below the specification limit.

HIGH CHANNEL DATA

Trace Markers

Marker	Frequency (GHz)	Meter Reading (dBuV)	Det	3117_00168717	6GHz_HP[dB]	DC Corr (dB)	Corrected Reading (dBuV/m)	Avg Limit (dBuV/m)	Margin (dB)	Peak Limit (dBuV/m)	Margin (dB)	U/NII Non-Restricted (dBuV/m)	Margin (dB)	Azimuth (Degs)	Height (cm)	Polarity
1	*9.181	27.12	PK	36.7	-23.6	0	40.22	-	-	74	-33.78	-	-	0-360	250	H
4	*11.404	30.14	PK	38.5	-22.4	0	46.24	-	-	74	-27.76	-	-	0-360	250	H
5	17.129	23.71	PK	41.5	-17.4	0	47.81	-	-	-	-	68.2	-20.39	0-360	150	H
2	*9.179	26.81	PK	36.7	-23.6	0	39.91	-	-	74	-34.09	-	-	0-360	150	V
3	*11.403	29.65	PK	38.5	-22.4	0	45.75	-	-	74	-28.25	-	-	0-360	250	V
6	17.106	23.68	PK	41.6	-17.3	0	47.98	-	-	-	-	68.2	-20.22	0-360	250	V

* - indicates frequency in CFR47 Pt 15 / IC RSS-Restricted Band
 PK – Peak Detector

Radiated Emissions

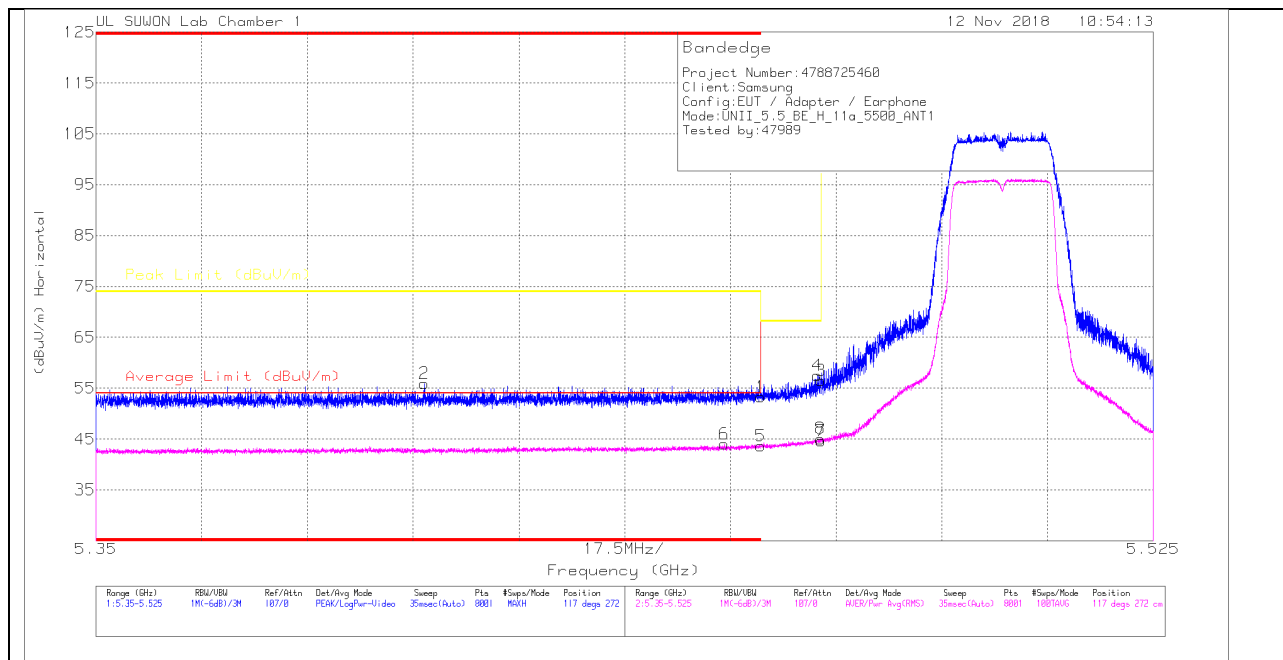
Frequency (GHz)	Meter Reading (dBuV)	Det	3117_00168717	6GHz_HP[dB]	DC Corr (dB)	Corrected Reading (dBuV/m)	Avg Limit (dBuV/m)	Margin (dB)	Peak Limit (dBuV/m)	Margin (dB)	U/NII Non-Restricted (dBuV/m)	Margin (dB)	Azimuth (Degs)	Height (cm)	Polarity
*11.399	41.8	PK-U	38.4	-22.4	0	57.8	-	-	74	-16.2	-	-	200	234	H
*11.4	29.56	ADR	38.4	-22.4	0	45.56	54	-8.44	-	-	-	-	200	234	H
*11.401	40.21	PK-U	38.5	-22.4	0	56.31	-	-	74	-17.69	-	-	210	223	V
*11.4	28.14	ADR	38.5	-22.4	0	44.24	54	-9.76	-	-	-	-	210	223	V

* - indicates frequency in CFR47 Pt 15 / IC RSS-Restricted Band
 PK-U - U-NII: Maximum Peak
 ADR - U-NII AD primary method, RMS average

11.3.2.TX ABOVE 1 GHz 802.11a 1Tx ANT1 IN THE 5.5 GHz BAND

RESTRICTED BANDEDGE (LOW CHANNEL)

HORIZONTAL PEAK AND AVERAGE PLOT



HORIZONTAL DATA

Trace Markers

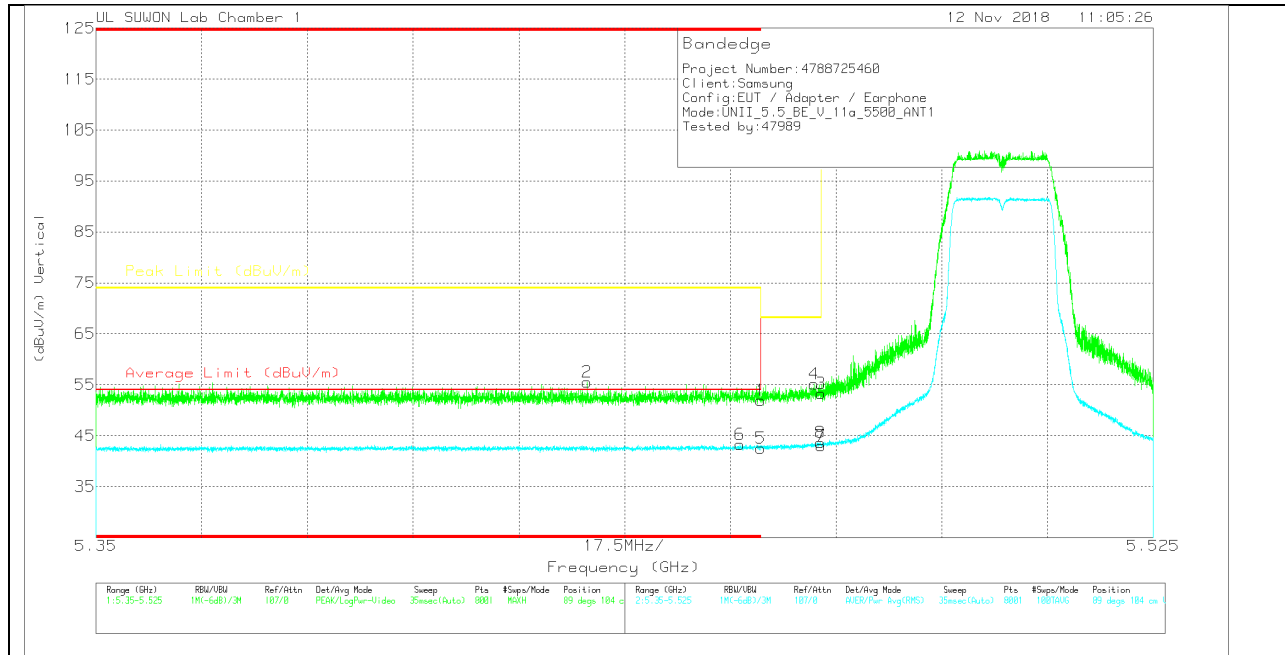
Marker	Frequency (GHz)	Meter Reading (dBuV)	Det	3117_00168717	10dB(dB)	DC Corr (dB)	Corrected Reading (dBuV/m)	Average Limit (dBuV/m)	Margin (dB)	Peak Limit (dBuV/m)	PK Margin (dB)	Azimuth (Degs)	Height (cm)	Polarity
1	* 5.46	40	Pk	34.7	-21.4	0	53.3	-	-	74	-20.7	117	272	H
2	* 5.404	42.75	Pk	34.7	-21.5	0	55.95	-	-	74	-18.05	117	272	H
3	5.47	43.23	Pk	34.7	-21.4	0	56.53	-	-	68.2	-11.67	117	272	H
4	5.469	44.21	Pk	34.7	-21.4	0	57.51	-	-	68.2	-10.69	117	272	H
5	* 5.46	30.41	RMS	34.7	-21.5	0	43.61	54	-10.39	-	-	117	272	H
6	* 5.454	30.8	RMS	34.7	-21.5	0	44	54	-10	-	-	117	272	H
7	5.47	31.42	RMS	34.7	-21.5	0	44.62	-	-	-	-	117	272	H
8	5.47	31.87	RMS	34.7	-21.5	0	45.07	-	-	-	-	117	272	H

* - indicates frequency in CFR47 Pt 15 / IC RSS-Restricted Band

Pk - Peak detector

RMS - RMS detection

VERTICAL PEAK AND AVERAGE PLOT



VERTICAL DATA

Trace Markers

Marker	Frequency (GHz)	Meter Reading (dBuV)	Det	3117_00168717	10dB(dB)	DC Corr (dB)	Corrected Reading (dBuV/m)	Average Limit (dBuV/m)	Margin (dB)	Peak Limit (dBuV/m)	PK Margin (dB)	Azimuth (Degs)	Height (cm)	Polarity
1	* 5.46	38.69	Pk	34.7	-21.4	0	51.99	-	-	74	-22.01	89	104	V
2	* 5.431	42.37	Pk	34.7	-21.5	0	55.57	-	-	74	-18.43	89	104	V
3	5.47	39.95	Pk	34.7	-21.4	0	53.25	-	-	68.2	-14.95	89	104	V
4	5.469	41.85	Pk	34.7	-21.4	0	55.15	-	-	68.2	-13.05	89	104	V
5	* 5.46	29.37	RMS	34.7	-21.5	0	42.57	54	-11.43	-	-	89	104	V
6	* 5.457	30.16	RMS	34.7	-21.6	0	43.26	54	-10.74	-	-	89	104	V
7	5.47	29.85	RMS	34.7	-21.5	0	43.05	-	-	-	-	89	104	V
8	5.47	30.45	RMS	34.7	-21.5	0	43.65	-	-	-	-	89	104	V

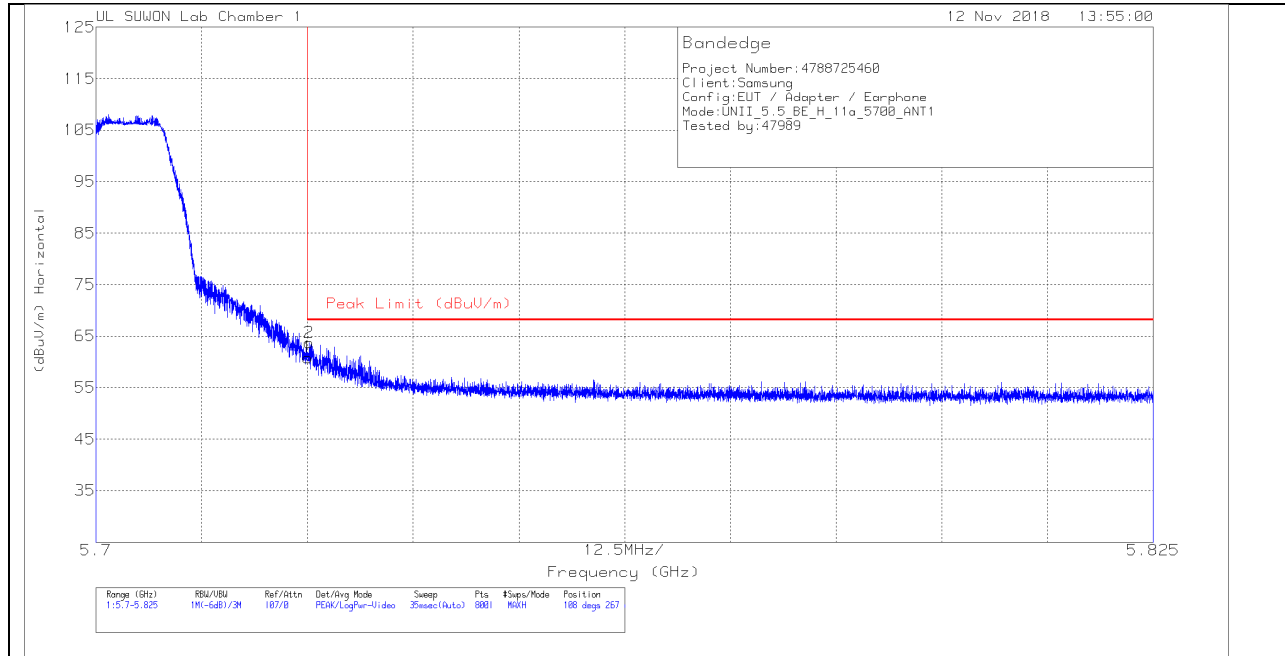
* - indicates frequency in CFR47 Pt 15 / IC RSS-Restricted Band

Pk - Peak detector

RMS - RMS detection

AUTHORIZED BANDEDGE (HIGH CHANNEL)

HORIZONTAL PEAK AND AVERAGE PLOT



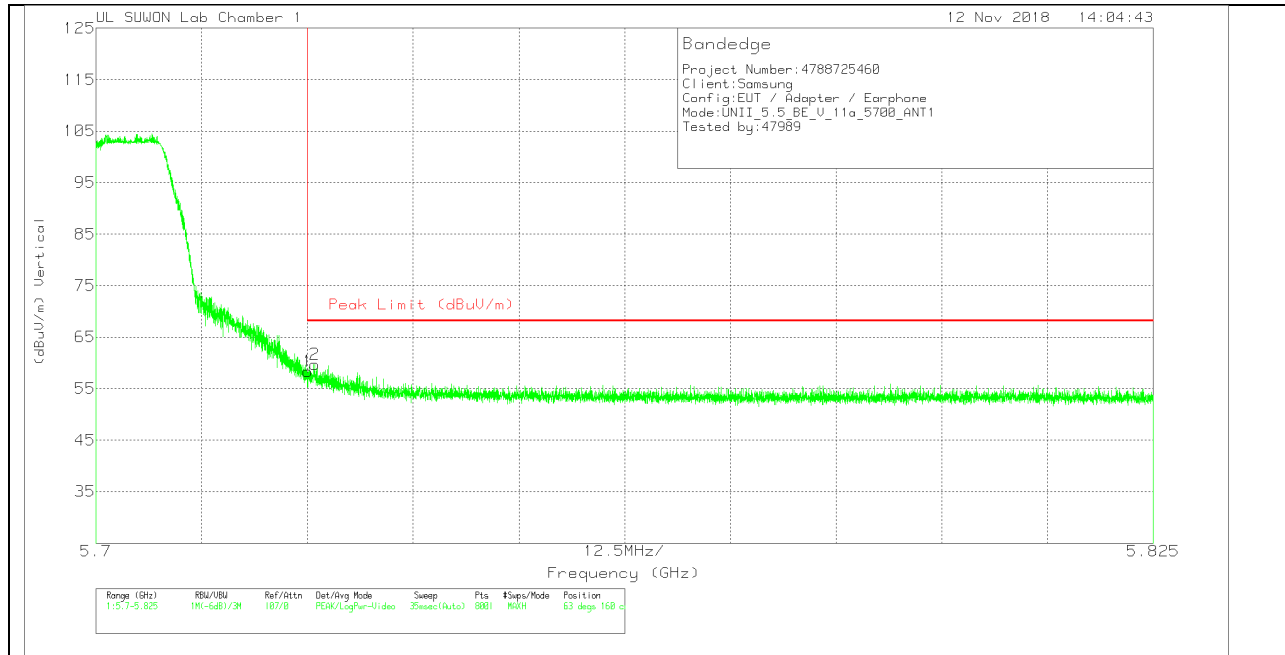
HORIZONTAL DATA

Trace Markers

Marker	Frequency (GHz)	Meter Reading (dBuV)	Det	3117_00168717	10dB[dB]	DC Corr (dB)	Corrected Reading (dBuV/m)	Peak Limit (dBuV/m)	PK Margin (dB)	Azimuth (Degs)	Height (cm)	Polarity
1	5.725	47.16	Pk	34.8	-21.1	0	60.86	68.2	-7.34	108	267	H
2	5.725	50.09	Pk	34.8	-21.1	0	63.79	68.2	-4.41	108	267	H

Pk - Peak detector

VERTICAL PEAK AND AVERAGE PLOT



VERTICAL DATA

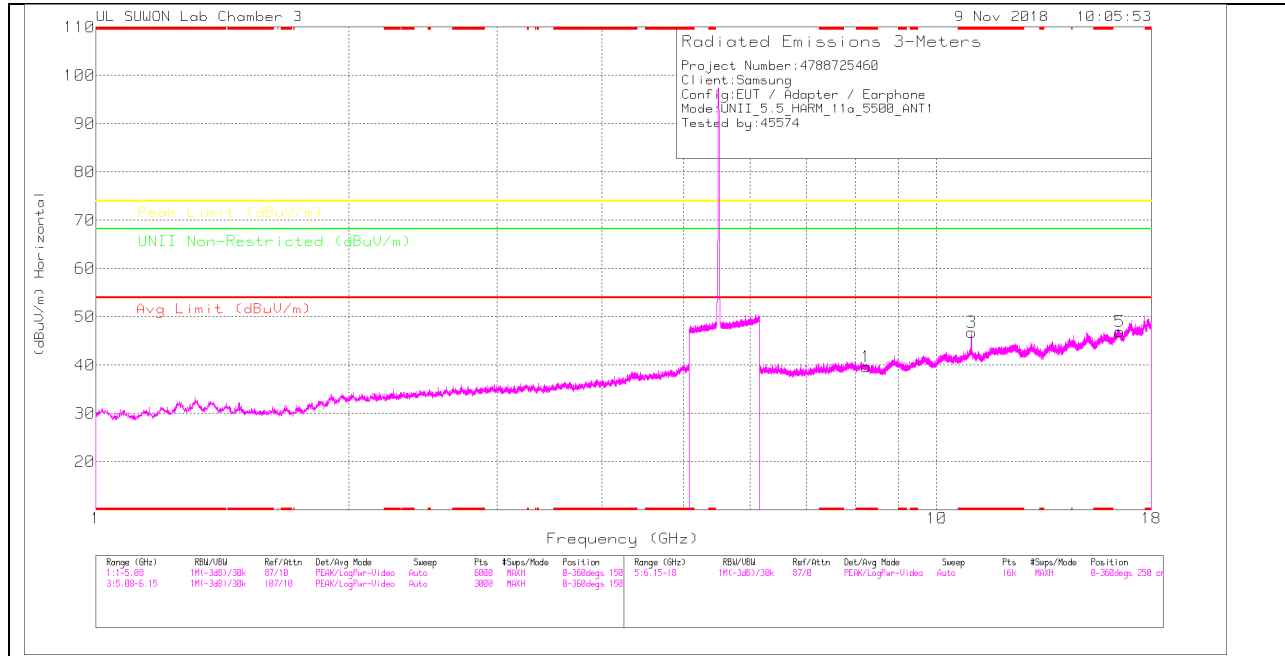
Trace Markers

Marker	Frequency (GHz)	Meter Reading (dBuV)	Det	3117_00168717	10dB[dB]	DC Corr (dB)	Corrected Reading (dBuV/m)	Peak Limit (dBuV/m)	PK Margin (dB)	Azimuth (Degs)	Height (cm)	Polarity
1	5.725	44.6	Pk	34.8	-21.1	0	58.3	68.2	-9.9	63	160	V
2	5.726	46.03	Pk	34.8	-21.1	0	59.73	68.2	-8.47	63	160	V

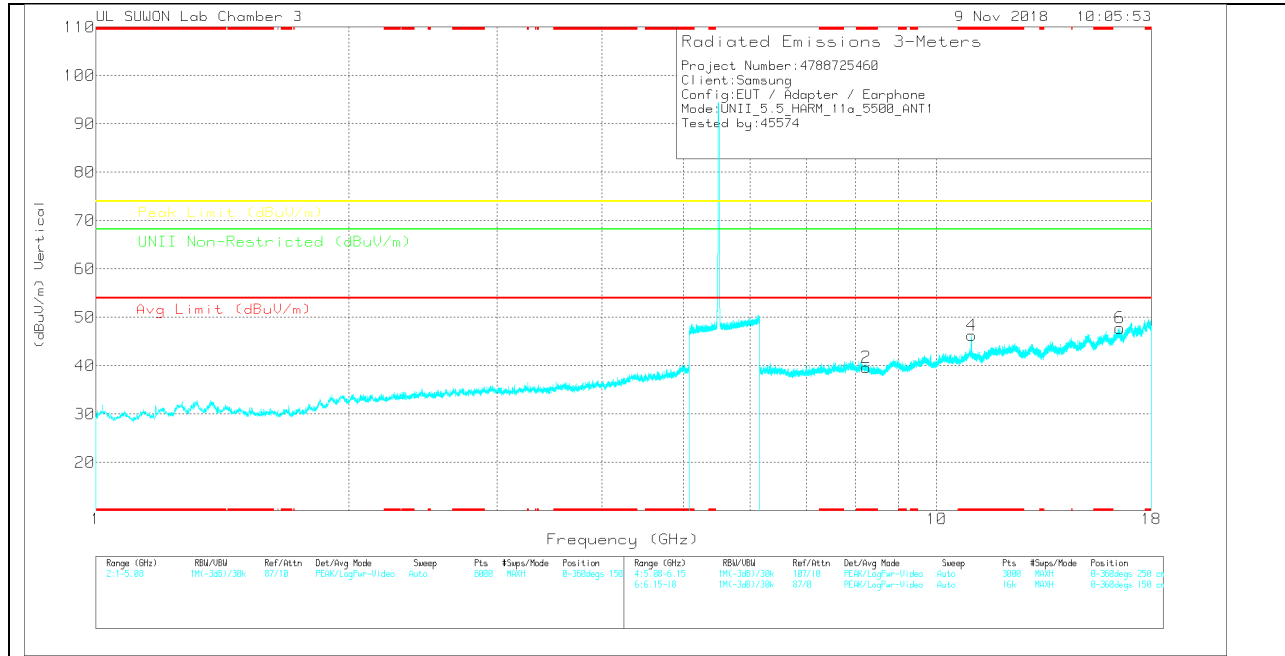
Pk - Peak detector

HARMONICS AND SPURIOUS EMISSIONS

LOW CHANNEL HORIZONTAL



LOW CHANNEL VERTICAL



Note: Emission was scanned up to 40GHz; No emissions were detected above the noise floor which was at least 20dB below the specification limit.

LOW CHANNEL DATA

Trace Markers

Marker	Frequency (GHz)	Meter Reading (dBuV)	Det	3117_00205959	6GHz_HF(dB)	DC Corr (dB)	Corrected Reading (dBuV/m)	Avg Limit (dBuV/m)	Margin (dB)	Peak Limit (dBuV/m)	Margin (dB)	UNII Non-Restricted (dBuV/m)	Margin (dB)	Altitude (Degs)	Height (cm)	Polarity
1	* 8.248	25.39	PK	36.4	-22.1	0	39.69	-	-	74	-34.31	-	-	0-360	150	H
3	* 10.999	27.97	PK	38.2	-19.4	0	46.77	-	-	74	-27.23	-	-	0-360	250	H
5	16.502	23.34	PK	40.9	-17.3	0	46.94	-	-	-	-	68.2	-21.26	0-360	150	H
2	* 8.248	25.38	PK	36.4	-22.1	0	39.68	-	-	74	-34.32	-	-	0-360	150	V
4	* 11.002	27.54	PK	38.2	-19.4	0	46.34	-	-	74	-27.66	-	-	0-360	250	V
6	16.502	24.18	PK	40.9	-17.3	0	47.78	-	-	-	-	68.2	-20.42	0-360	250	V

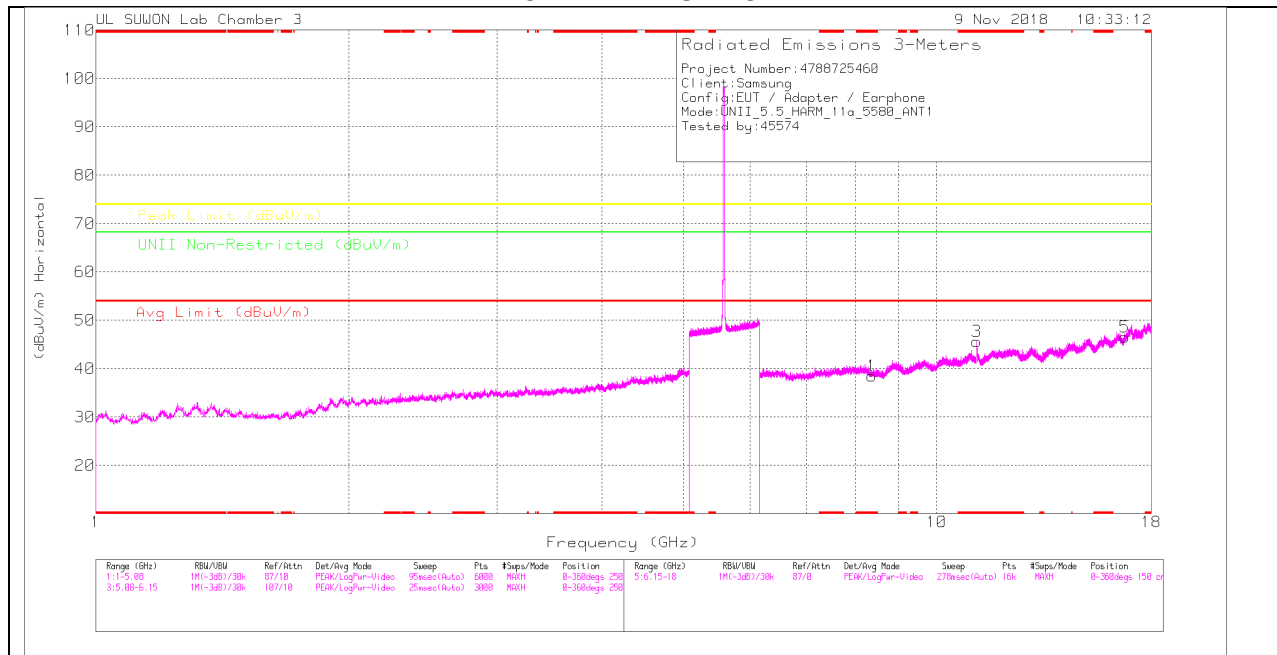
* - indicates frequency in CFR47 Pt 15 / IC RSS-Restricted Band
 PK – Peak Detector

Radiated Emissions

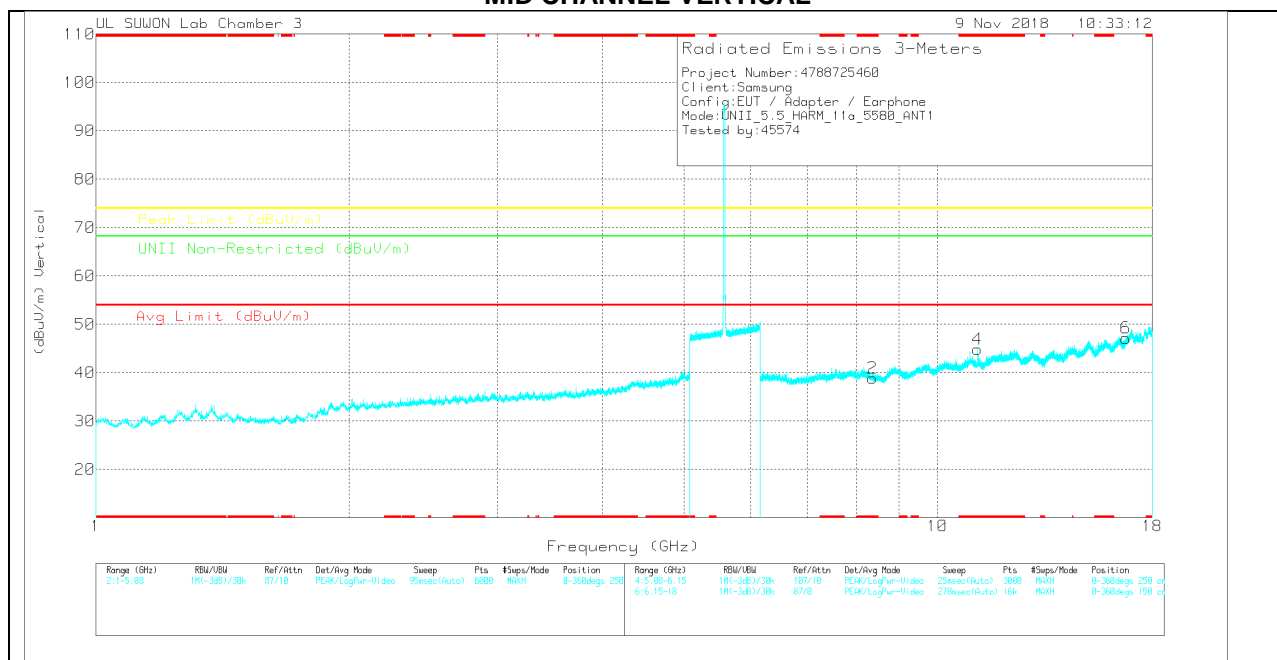
Frequency (GHz)	Meter Reading (dBuV)	Det	3117_00205959	6GHz_HF(dB)	DC Corr (dB)	Corrected Reading (dBuV/m)	Avg Limit (dBuV/m)	Margin (dB)	Peak Limit (dBuV/m)	Margin (dB)	UNII Non-Restricted (dBuV/m)	Margin (dB)	Altitude (Degs)	Height (cm)	Polarity
* 11.002	39.33	PK-U	38.2	-19.4	0	58.13	-	-	74	-15.87	-	-	101	256	H
* 11.001	27.47	ADR	38.2	-19.5	0	46.17	54	-7.83	-	-	-	-	101	256	H
* 10.999	38.41	PK-U	38.2	-19.4	0	57.21	-	-	74	-16.79	-	-	165	275	V
* 10.999	26.26	ADR	38.2	-19.4	0	45.06	54	-8.94	-	-	-	-	165	275	V

* - indicates frequency in CFR47 Pt 15 / IC RSS-Restricted Band
 PK-U - U-NII: Maximum Peak
 ADR - U-NII AD primary method, RMS average

MID CHANNEL HORIZONTAL



MID CHANNEL VERTICAL



Note: Emission was scanned up to 40GHz; No emissions were detected above the noise floor which was at least 20dB below the specification limit.

MID CHANNEL DATA

Trace Markers

Marker	Frequency (GHz)	Meter Reading (dBuV)	Det	3117_00205959	6GHz_HF(dB)	DC Corr (dB)	Corrected Reading (dBuV/m)	Avg Limit (dBuV/m)	Margin (dB)	Peak Limit (dBuV/m)	Margin (dB)	UNII Non-Restricted (dBuV/m)	Margin (dB)	Altitude (Degs)	Height (cm)	Polarity
1	* 8.371	24.17	PK	36.3	-22	0	38.47	-	-	74	-35.53	-	-	0-360	250	H
3	* 11.157	27.05	PK	38.3	-19.7	0	45.65	-	-	74	-28.35	-	-	0-360	250	H
5	16.741	22.08	PK	41.3	-16.8	0	46.58	-	-	-	-	68.2	-21.62	0-360	150	H
2	* 8.371	24.55	PK	36.3	-22	0	38.85	-	-	74	-35.15	-	-	0-360	250	V
4	* 11.161	26.16	PK	38.3	-19.6	0	44.86	-	-	74	-29.14	-	-	0-360	250	V
6	16.741	22.63	PK	41.3	-16.8	0	47.13	-	-	-	-	68.2	-21.07	0-360	250	V

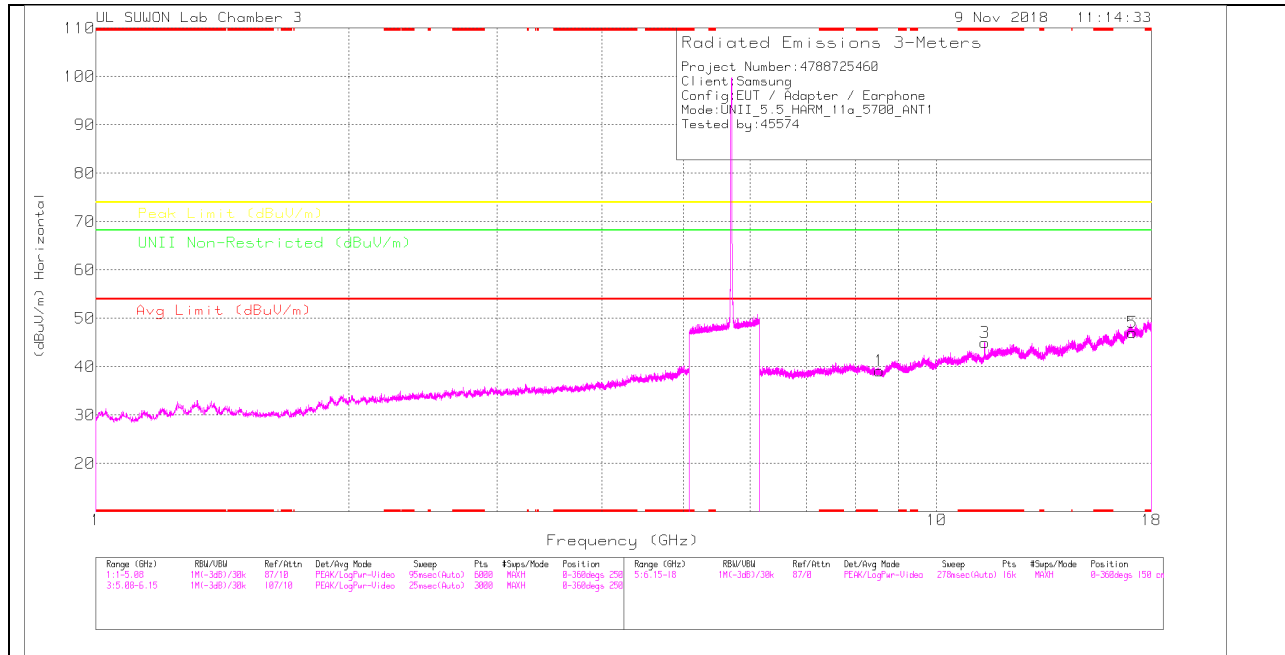
* - indicates frequency in CFR47 Pt 15 / IC RSS-Restricted Band
 PK – Peak Detector

Radiated Emissions

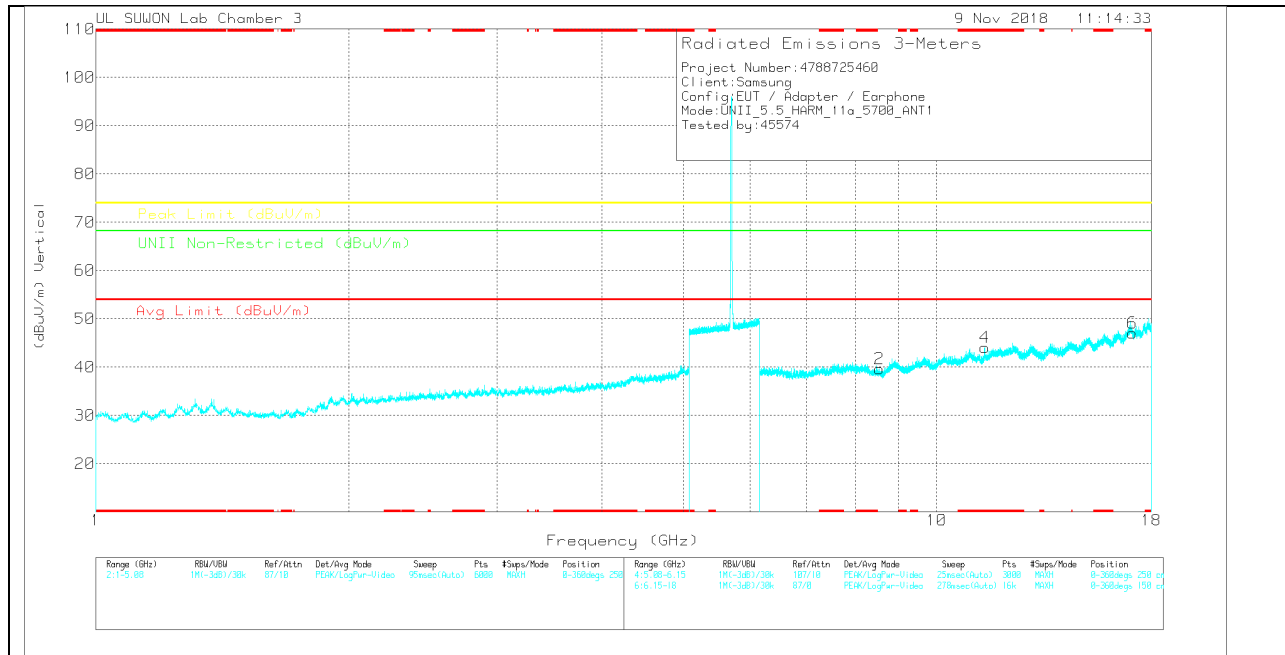
Frequency (GHz)	Meter Reading (dBuV)	Det	3117_00205959	6GHz_HF(dB)	DC Corr (dB)	Corrected Reading (dBuV/m)	Avg Limit (dBuV/m)	Margin (dB)	Peak Limit (dBuV/m)	Margin (dB)	UNII Non-Restricted (dBuV/m)	Margin (dB)	Altitude (Degs)	Height (cm)	Polarity
* 11.158	38.45	PK-U	38.3	-19.7	0	57.05	-	-	74	-16.95	-	-	103	270	H
* 11.16	26.76	ADR	38.3	-19.7	0	45.36	54	-8.64	-	-	-	-	103	270	H
* 11.163	36.33	PK-U	38.3	-19.7	0	54.93	-	-	74	-19.07	-	-	181	367	V
* 11.161	25.07	ADR	38.3	-19.6	0	43.77	54	-10.23	-	-	-	-	181	367	V

* - indicates frequency in CFR47 Pt 15 / IC RSS-Restricted Band
 PK-U - U-NII: Maximum Peak
 ADR - U-NII AD primary method, RMS average

HIGH CHANNEL HORIZONTAL



HIGH CHANNEL VERTICAL



Note: Emission was scanned up to 40GHz; No emissions were detected above the noise floor which was at least 20dB below the specification limit.

HIGH CHANNEL DATA

Trace Markers

Marker	Frequency (GHz)	Meter Reading (dBuV)	Det	3117_0020959	6GHz_HF(dB)	DC Corr (dB)	Corrected Reading (dBuV/m)	Avg Limit (dBuV/m)	Margin (dB)	Peak Limit (dBuV/m)	Margin (dB)	LNH Non-Restricted (dBuV/m)	Margin (dB)	Asimuth (Degs)	Height (cm)	Polarity
1	8.551	24.11	PK	36.3	-21.3	0	39.11	-	-	-	-	68.2	-29.09	0-360	250	H
3	* 11.401	26.03	PK	38.5	-19.5	0	45.03	-	-	74	-28.97	-	-	0-360	250	H
5	17.099	21.54	PK	41.6	-16.1	0	47.04	-	-	-	-	68.2	-21.16	0-360	250	H
2	8.551	24.63	PK	36.3	-21.3	0	39.63	-	-	-	-	68.2	-28.57	0-360	150	V
4	* 11.401	25.13	PK	38.5	-19.5	0	44.03	-	-	74	-29.97	-	-	0-360	250	V
6	17.102	21.51	PK	41.6	-16	0	47.11	-	-	-	-	68.2	-21.09	0-360	250	V

* - indicates frequency in CFR47 Pt 15 / IC RSS-Restricted Band

PK – Peak Detector

Radiated Emissions

Frequency (GHz)	Meter Reading (dBuV)	Det	3117_0020959	6GHz_HF(dB)	DC Corr (dB)	Corrected Reading (dBuV/m)	Avg Limit (dBuV/m)	Margin (dB)	Peak Limit (dBuV/m)	Margin (dB)	LNH Non-Restricted (dBuV/m)	Margin (dB)	Asimuth (Degs)	Height (cm)	Polarity
* 11.399	37.09	PK-U	38.4	-19.6	0	55.89	-	-	74	-18.11	-	-	100	105	H
* 11.4	25.04	ADR	38.5	-19.6	0	43.94	54	-10.06	-	-	-	-	100	105	H
* 11.402	34.99	PK-U	38.5	-19.5	0	53.99	-	-	74	-20.01	-	-	162	277	V
* 11.401	24.1	ADR	38.5	-19.6	0	43	54	-11	-	-	-	-	162	277	V

* - indicates frequency in CFR47 Pt 15 / IC RSS-Restricted Band

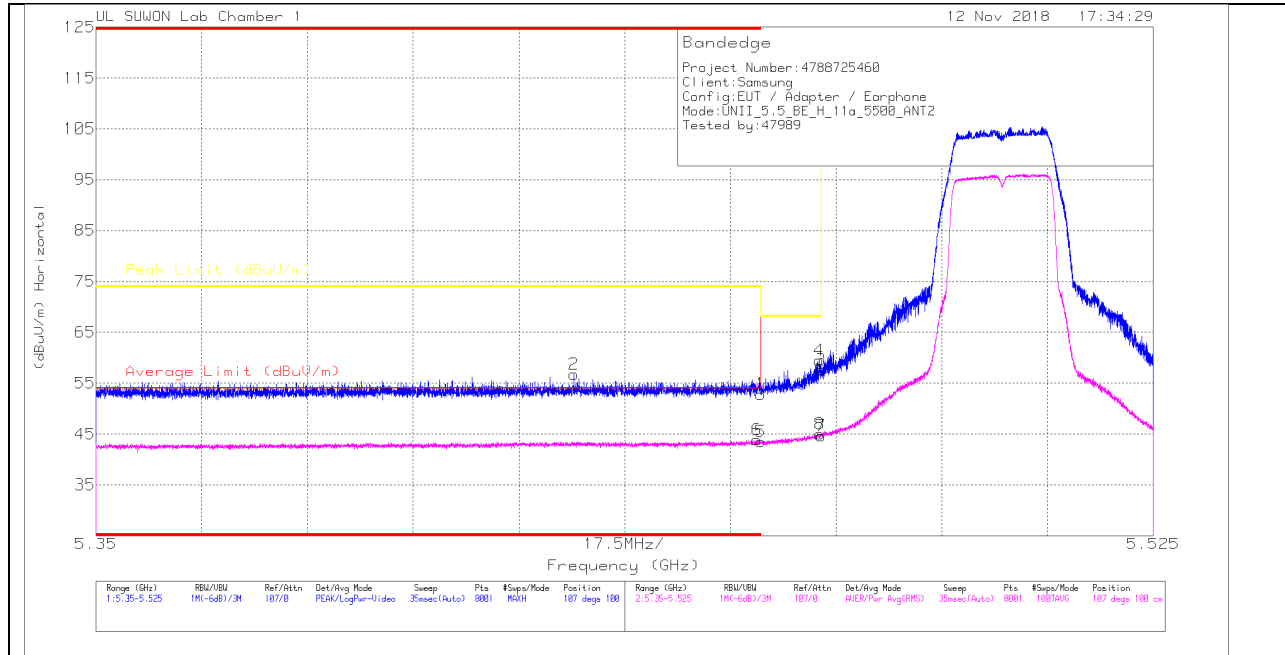
PK-U - U-NII: Maximum Peak

ADR - U-NII AD primary method, RMS average

11.3.3.TX ABOVE 1 GHz 802.11a 1Tx ANT2 IN THE 5.5 GHz BAND

RESTRICTED BANDEDGE (LOW CHANNEL)

HORIZONTAL PEAK AND AVERAGE PLOT



HORIZONTAL DATA

Trace Markers

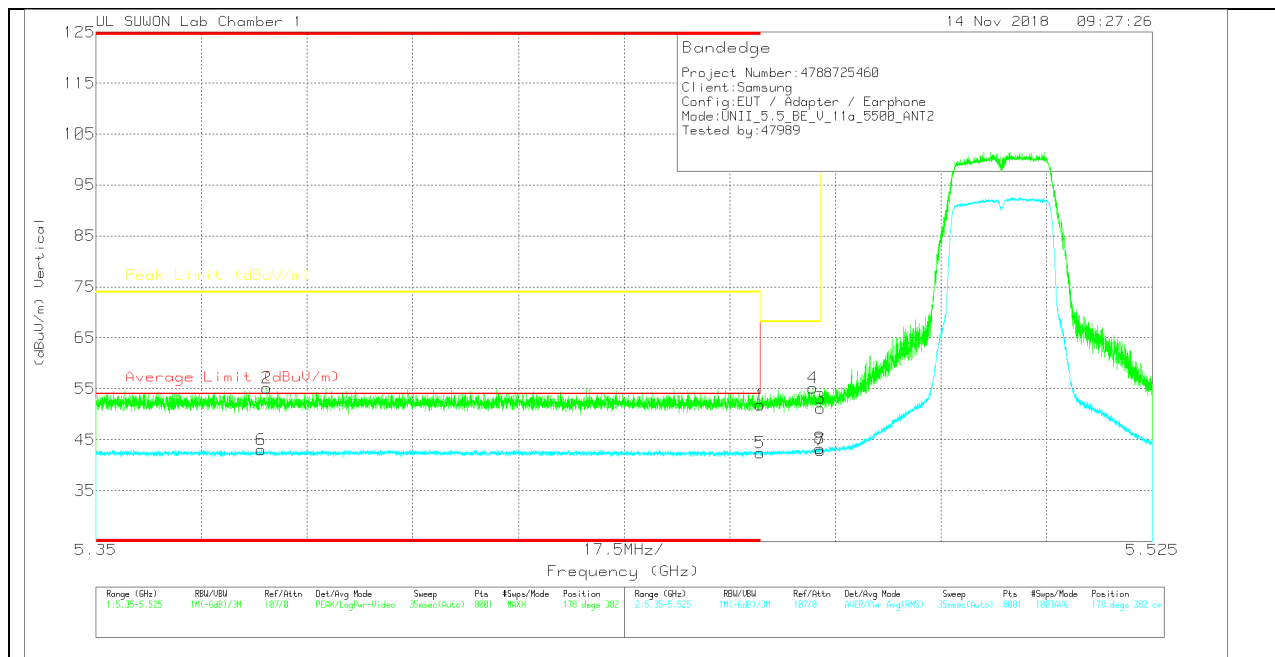
Marker	Frequency (GHz)	Meter Reading (dBuV)	Det	3117_00168717	10dB(dB)	DC Corr (dB)	Corrected Reading (dBuV/m)	Average Limit (dBuV/m)	Margin (dB)	Peak Limit (dBuV/m)	PK Margin (dB)	Azimuth (Degs)	Height (cm)	Polarity
1	* 5.46	39.56	Pk	34.7	-21.4	0	52.86	-	-	74	-21.14	107	100	H
2	* 5.429	43.55	Pk	34.7	-21.5	0	56.75	-	-	74	-17.25	107	100	H
3	5.47	44.28	Pk	34.7	-21.4	0	57.58	-	-	74	-10.62	107	100	H
4	5.47	46.14	Pk	34.7	-21.4	0	59.44	-	-	68.2	-8.76	107	100	H
5	* 5.46	30.29	RMS	34.7	-21.5	0	43.49	54	-10.51	-	-	107	100	H
6	* 5.459	30.73	RMS	34.7	-21.5	0	43.93	54	-10.07	-	-	107	100	H
7	5.47	31.49	RMS	34.7	-21.5	0	44.69	-	-	-	-	107	100	H
8	5.47	31.78	RMS	34.7	-21.5	0	44.98	-	-	-	-	107	100	H

* - indicates frequency in CFR47 Pt 15 / IC RSS-Restricted Band

Pk - Peak detector

RMS - RMS detection

VERTICAL PEAK AND AVERAGE PLOT



VERTICAL DATA

Trace Markers

Marker	Frequency (GHz)	Meter Reading (dBuV)	Det	3117_00168717	10dB(dB)	DC Corr (dB)	Corrected Reading (dBuV/m)	Average Limit (dBuV/m)	Margin (dB)	Peak Limit (dBuV/m)	PK Margin (dB)	Azimuth (Degs)	Height (cm)	Polarity
1	* 5.46	38.49	Pk	34.7	-21.4	0	51.79	-	-	74	-22.21	178	382	V
2	* 5.378	41.99	Pk	34.7	-21.5	0	55.19	-	-	74	-18.81	178	382	V
3	5.47	37.84	Pk	34.7	-21.4	0	51.14	-	-	68.2	-17.06	178	382	V
4	5.469	41.89	Pk	34.7	-21.4	0	55.19	-	-	68.2	-13.01	178	382	V
5	* 5.46	29.18	RMS	34.7	-21.5	0	42.38	54	-11.62	-	-	178	382	V
6	* 5.377	30.05	RMS	34.7	-21.7	0	43.05	54	-10.95	-	-	178	382	V
7	5.47	29.68	RMS	34.7	-21.5	0	42.88	-	-	-	-	178	382	V
8	5.47	30.11	RMS	34.7	-21.5	0	43.31	-	-	-	-	178	382	V

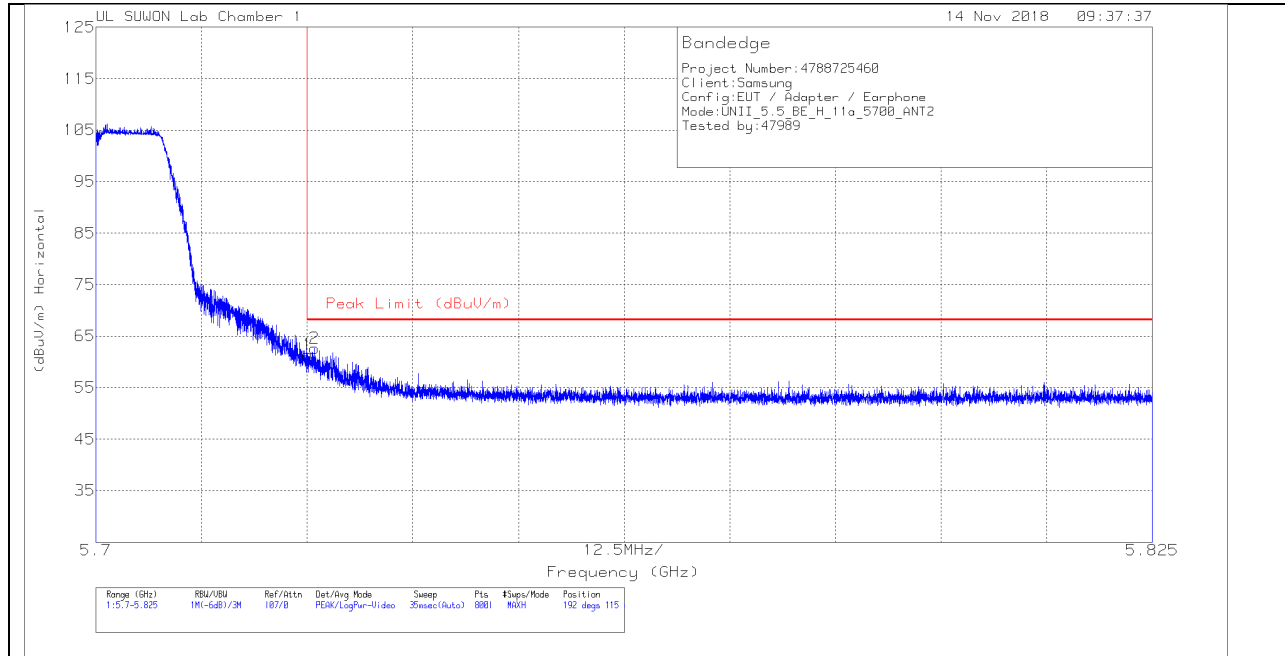
* - indicates frequency in CFR47 Pt 15 / IC RSS-Restricted Band

Pk - Peak detector

RMS - RMS detection

AUTHORIZED BANDEDGE (HIGH CHANNEL)

HORIZONTAL PEAK AND AVERAGE PLOT



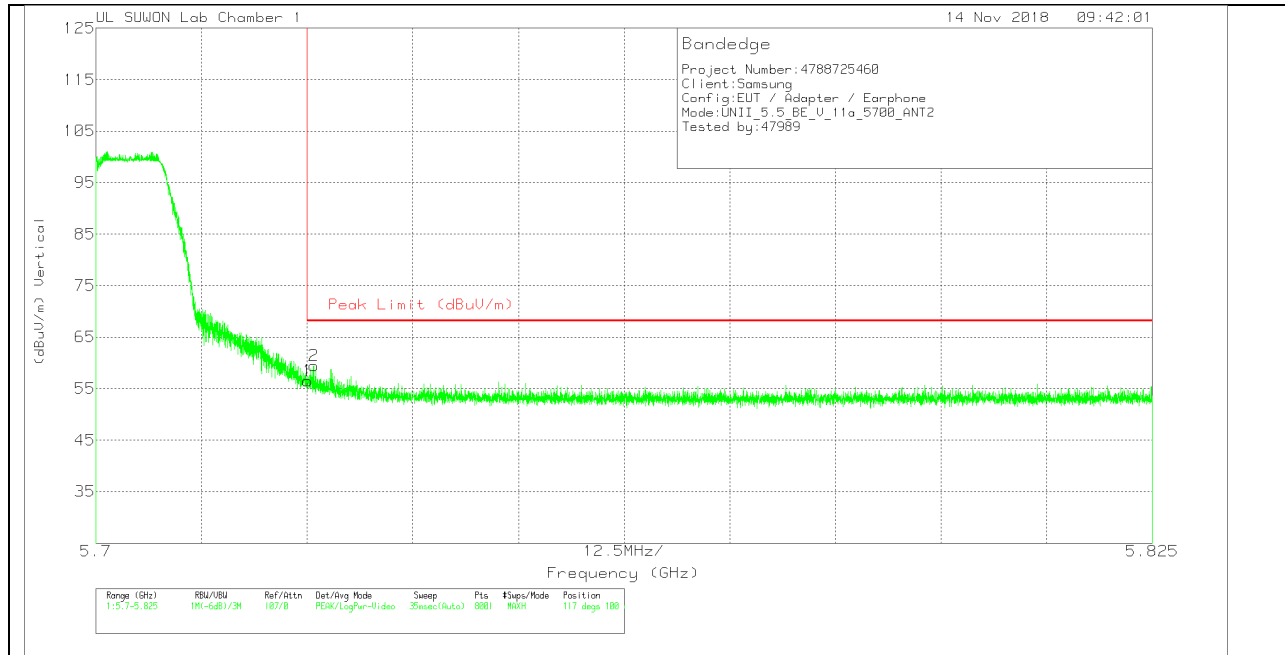
HORIZONTAL DATA

Trace Markers

Marker	Frequency (GHz)	Meter Reading (dBuV)	Det	3117_00168717	10dB[dB]	DC Corr (dB)	Corrected Reading (dBuV/m)	Peak Limit (dBuV/m)	PK Margin (dB)	Azimuth (Degs)	Height (cm)	Polarity
1	5.725	47.72	Pk	34.8	-21.1	0	61.42	68.2	-6.78	192	115	H
2	5.726	48.92	Pk	34.8	-21.1	0	62.62	68.2	-5.58	192	115	H

Pk - Peak detector

VERTICAL PEAK AND AVERAGE PLOT



VERTICAL DATA

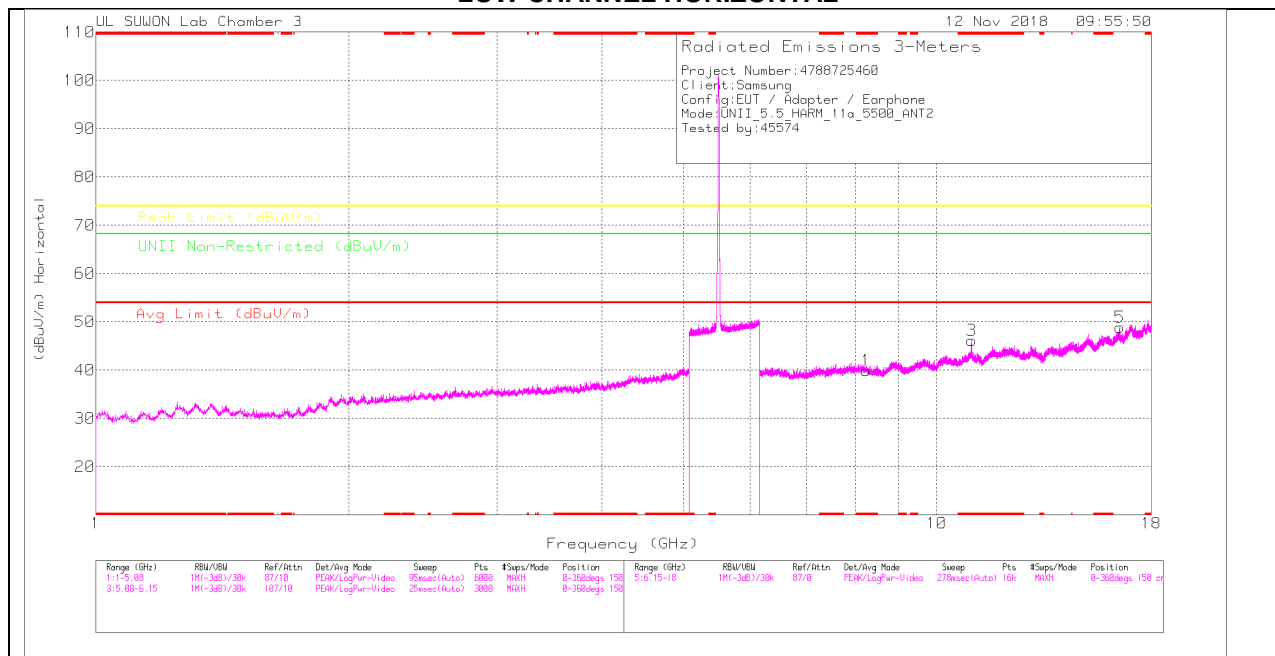
Trace Markers

Marker	Frequency (GHz)	Meter Reading (dBuV)	Det	3117_00168717	10dB[dB]	DC Corr (dB)	Corrected Reading (dBuV/m)	Peak Limit (dBuV/m)	PK Margin (dB)	Azimuth (Degs)	Height (cm)	Polarity
1	5.725	42.87	Pk	34.8	-21.1	0	56.57	68.2	-11.63	117	100	V
2	5.726	45.77	Pk	34.8	-21.1	0	59.47	68.2	-8.73	117	100	V

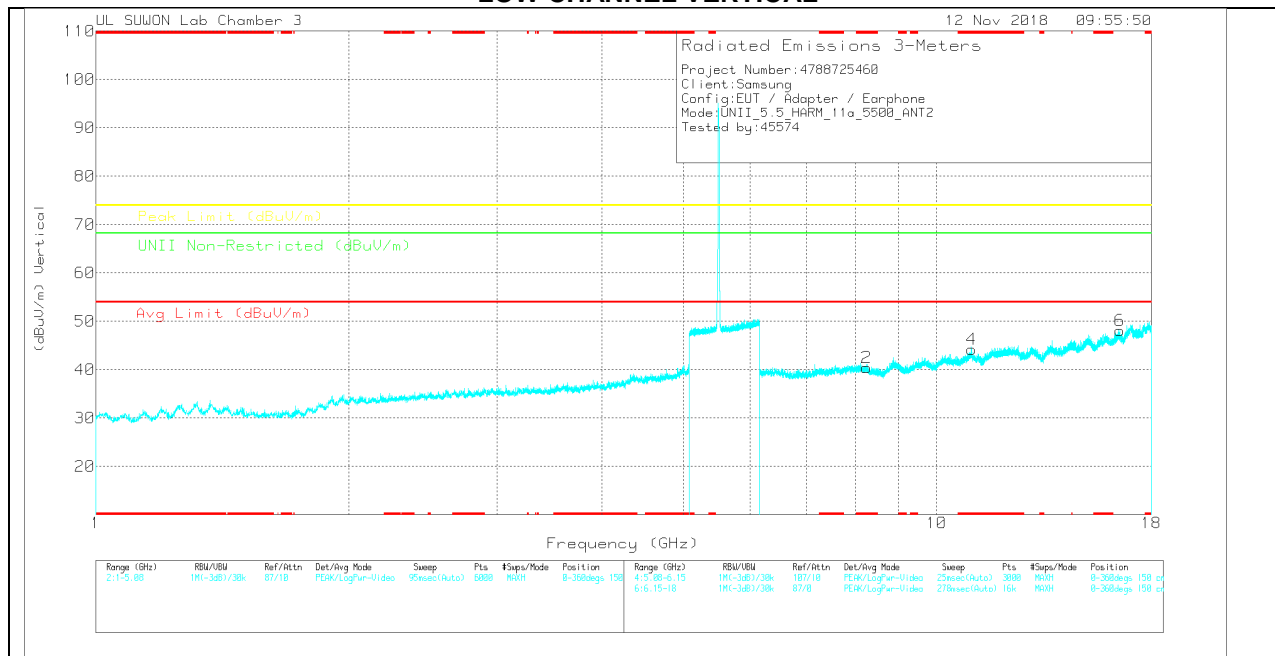
Pk - Peak detector

HARMONICS AND SPURIOUS EMISSIONS

LOW CHANNEL HORIZONTAL



LOW CHANNEL VERTICAL



Note: Emission was scanned up to 40GHz; No emissions were detected above the noise floor which was at least 20dB below the specification limit.

LOW CHANNEL DATA

Trace Markers

Marker	Frequency (GHz)	Meter Reading (dBuV)	Det	3117_0020959	6GHz_HPI(dB)	DC Corr (dB)	Corrected Reading (dBuV/m)	Avg Limit (dBuV/m)	Margin (dB)	Peak Limit (dBuV/m)	Margin (dB)	U/NII Non-Restricted (dBuV/m)	Margin (dB)	Azimuth (Degs)	Height (cm)	Polarity
1	* 8.249	25.66	PK	36.4	-22.1	0	39.96	-	-	74	-34.04	-	-	0-360	250	H
3	*11	27.41	PK	38.2	-19.5	0	46.11	-	-	74	-27.89	-	-	0-360	250	H
5	16.501	25.27	PK	40.9	-17.3	0	48.87	-	-	-	-	68.2	-19.33	0-360	250	H
2	* 8.251	26.11	PK	36.4	-22.1	0	40.41	-	-	74	-33.59	-	-	0-360	250	V
4	*11	25.5	PK	38.2	-19.5	0	44.2	-	-	74	-29.8	-	-	0-360	150	V
6	16.5	24.54	PK	40.9	-17.3	0	48.14	-	-	-	-	68.2	-20.06	0-360	250	V

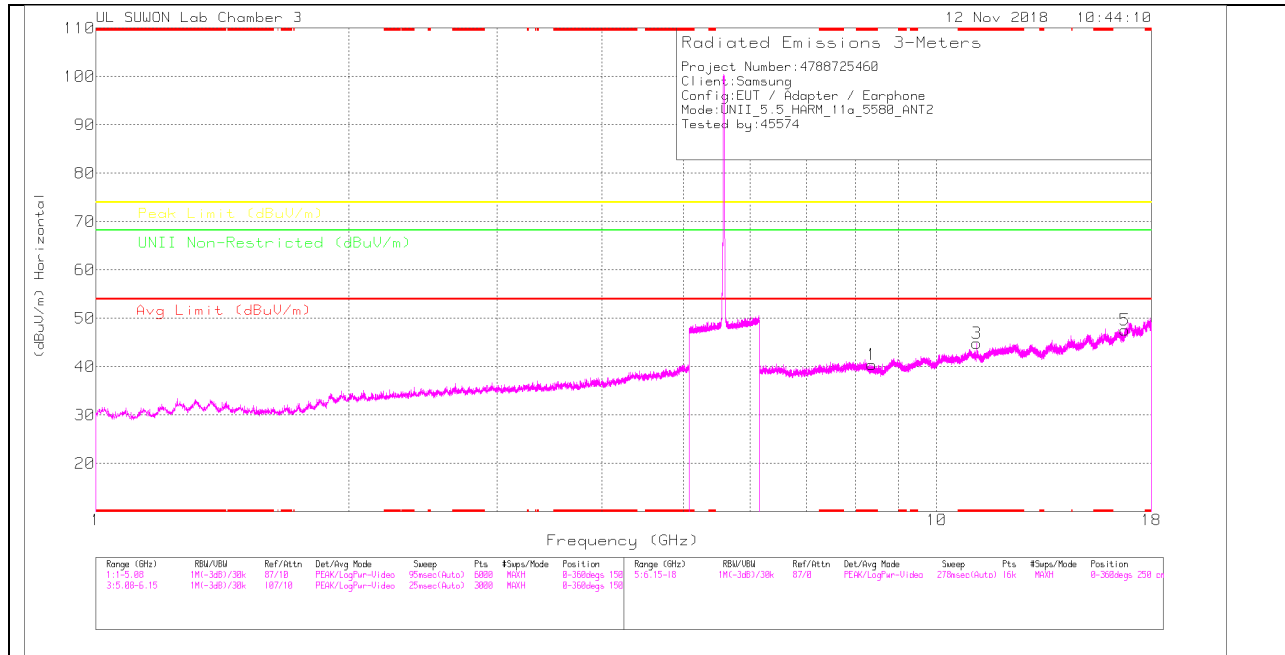
* - indicates frequency in CFR47 Pt 15 / IC RSS-Restricted Band
 PK – Peak Detector

Radiated Emissions

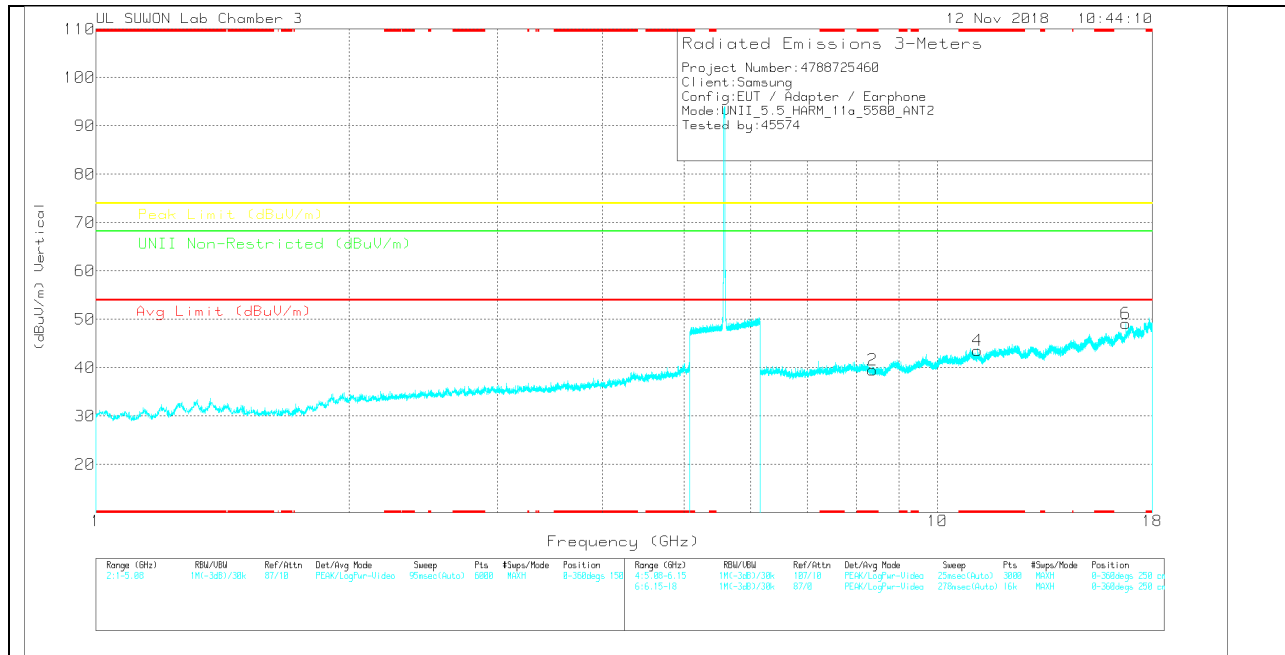
Frequency (GHz)	Meter Reading (dBuV)	Det	3117_0020959	6GHz_HPI(dB)	DC Corr (dB)	Corrected Reading (dBuV/m)	Avg Limit (dBuV/m)	Margin (dB)	Peak Limit (dBuV/m)	Margin (dB)	U/NII Non-Restricted (dBuV/m)	Margin (dB)	Azimuth (Degs)	Height (cm)	Polarity
* 11.001	37.21	PK-U	38.2	-19.5	0	55.91	-	-	74	-18.09	-	-	181	290	H
* 11.001	25.98	ADR	38.2	-19.5	0	44.68	54	-9.32	-	-	-	-	181	290	H
* 11.004	35.38	PK-U	38.2	-19.5	0	54.08	-	-	74	-19.92	-	-	209	257	V
* 11.001	24.14	ADR	38.2	-19.4	0	42.94	54	-11.06	-	-	-	-	209	257	V

* - indicates frequency in CFR47 Pt 15 / IC RSS-Restricted Band
 PK-U - U-NII: Maximum Peak
 ADR - U-NII AD primary method, RMS average

MID CHANNEL HORIZONTAL



MID CHANNEL VERTICAL



Note: Emission was scanned up to 40GHz; No emissions were detected above the noise floor which was at least 20dB below the specification limit.

MID CHANNEL DATA

Trace Markers

Marker	Frequency (GHz)	Meter Reading (dBuV)	Det	3117_00205959	6GHz_HF(dB)	DC Corr (dB)	Corrected Reading (dBuV/m)	Avg Limit (dBuV/m)	Margin (dB)	Peak Limit (dBuV/m)	Margin (dB)	UNII Non-Restricted (dBuV/m)	Margin (dB)	Altitude (Degs)	Height (cm)	Polarity
1	* 8.372	26.16	PK	36.3	-22	0	40.46	-	-	74	-33.54	-	-	0-360	150	H
3	* 11.159	26.15	PK	38.3	-19.6	0	44.85	-	-	74	-29.15	-	-	0-360	250	H
5	16.739	23.23	PK	41.3	-16.9	0	47.63	-	-	-	-	68.2	-20.57	0-360	250	H
2	* 8.372	25.25	PK	36.3	-22	0	39.55	-	-	74	-34.45	-	-	0-360	150	V
4	* 11.161	24.83	PK	38.3	-19.6	0	43.53	-	-	74	-30.47	-	-	0-360	250	V
6	16.739	24.78	PK	41.3	-16.9	0	49.18	-	-	-	-	68.2	-19.02	0-360	250	V

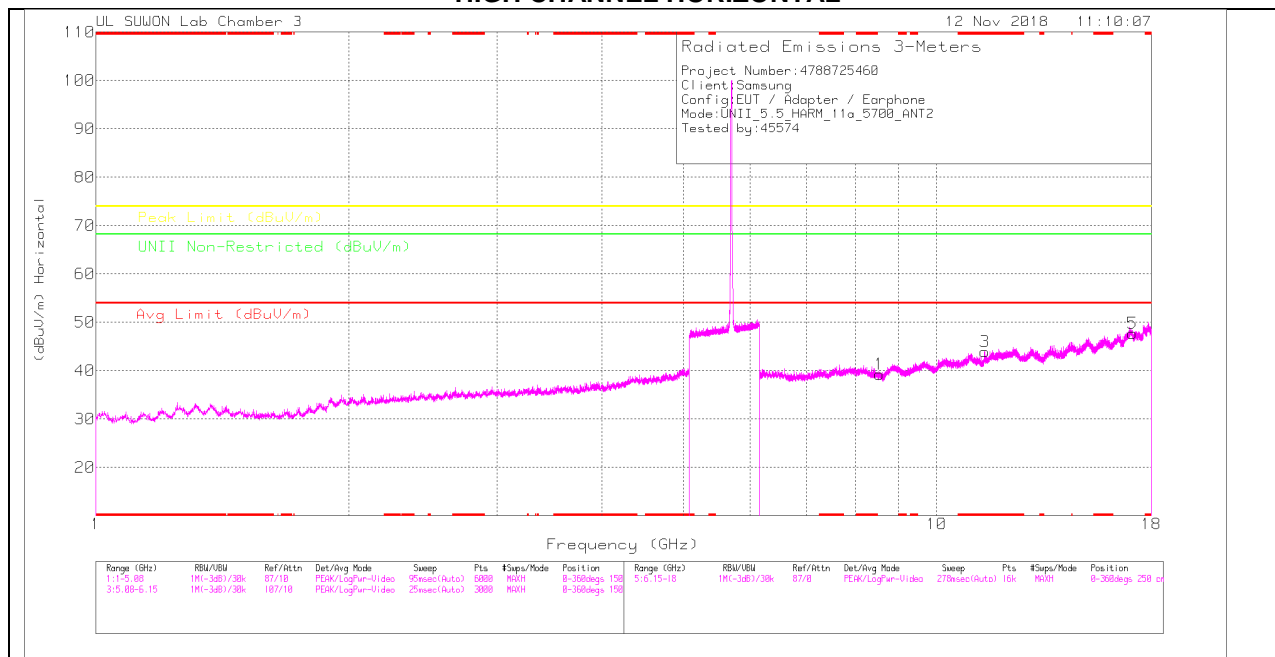
* - indicates frequency in CFR47 Pt 15 / IC RSS-Restricted Band
 PK – Peak Detector

Radiated Emissions

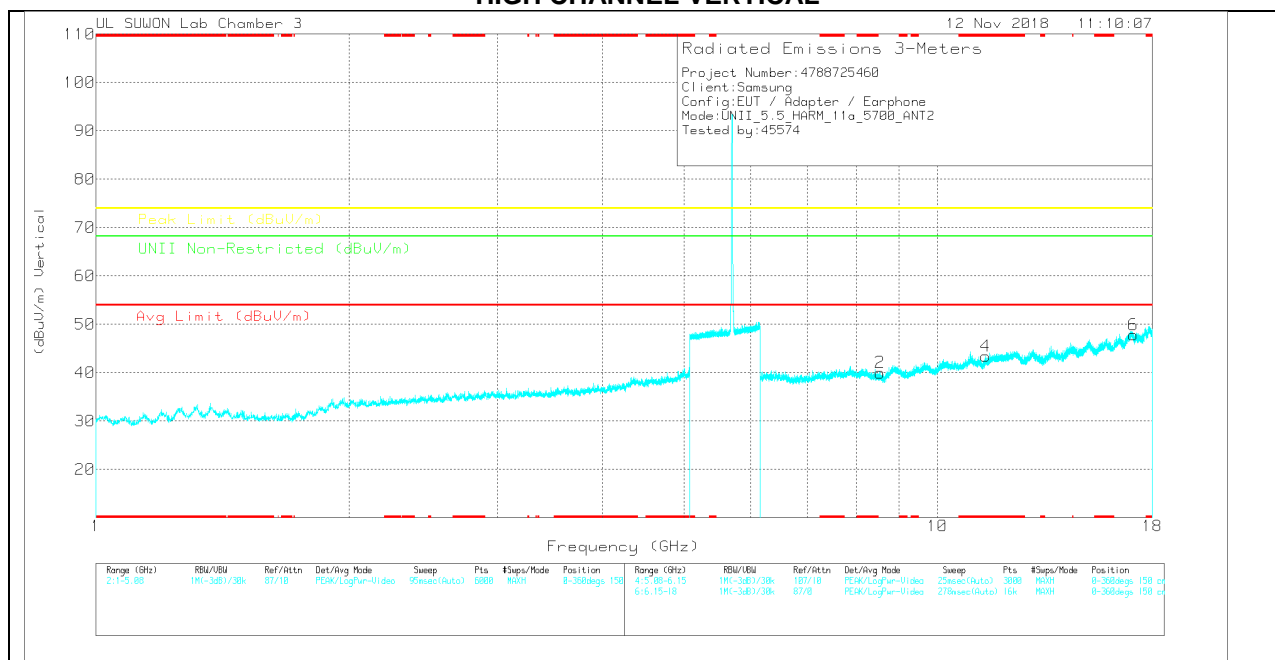
Frequency (GHz)	Meter Reading (dBuV)	Det	3117_00205959	6GHz_HF(dB)	DC Corr (dB)	Corrected Reading (dBuV/m)	Avg Limit (dBuV/m)	Margin (dB)	Peak Limit (dBuV/m)	Margin (dB)	UNII Non-Restricted (dBuV/m)	Margin (dB)	Altitude (Degs)	Height (cm)	Polarity
* 11.159	37.21	PK-U	38.3	-19.6	0	55.91	-	-	74	-18.09	-	-	188	343	H
* 11.161	25.7	ADR	38.3	-19.6	0	44.4	54	-9.6	-	-	-	-	188	343	H
* 11.169	35.47	PK-U	38.3	-19.6	0	54.17	-	-	74	-19.83	-	-	196	255	V
* 11.16	23.9	ADR	38.3	-19.7	0	42.5	54	-11.5	-	-	-	-	196	255	V

* - indicates frequency in CFR47 Pt 15 / IC RSS-Restricted Band
 PK-U - U-NII: Maximum Peak
 ADR - U-NII AD primary method, RMS average

HIGH CHANNEL HORIZONTAL



HIGH CHANNEL VERTICAL



Note: Emission was scanned up to 40GHz; No emissions were detected above the noise floor which was at least 20dB below the specification limit.

HIGH CHANNEL DATA

Trace Markers

Marker	Frequency (GHz)	Meter Reading (dBµV)	Det	3117_0020959	GHz_HF[dB]	DC Corr (dB)	Corrected Reading (dBµV/m)	Avg Limit (dBµV/m)	Margin (dB)	Peak Limit (dBµV/m)	Margin (dB)	LNI Non-Restricted (dBµV/m)	Margin (dB)	Altitude (Degs)	Height (cm)	Polarity
1	8.549	24.29	PK	36.3	-21.3	0	39.29	-	-	-	-	68.2	-28.91	0-360	150	H
3	*11.401	25	PK	38.5	-19.5	0	44	-	-	74	-30	-	-	0-360	250	H
5	17.1	22.33	PK	41.6	-16.2	0	47.73	-	-	-	-	68.2	-20.47	0-360	150	H
2	8.549	24.99	PK	36.3	-21.3	0	39.99	-	-	-	-	68.2	-28.21	0-360	150	V
4	*11.401	24.37	PK	38.5	-19.5	0	43.37	-	-	74	-30.63	-	-	0-360	250	V
6	17.097	22.37	PK	41.6	-16.1	0	47.87	-	-	-	-	68.2	-20.33	0-360	250	V

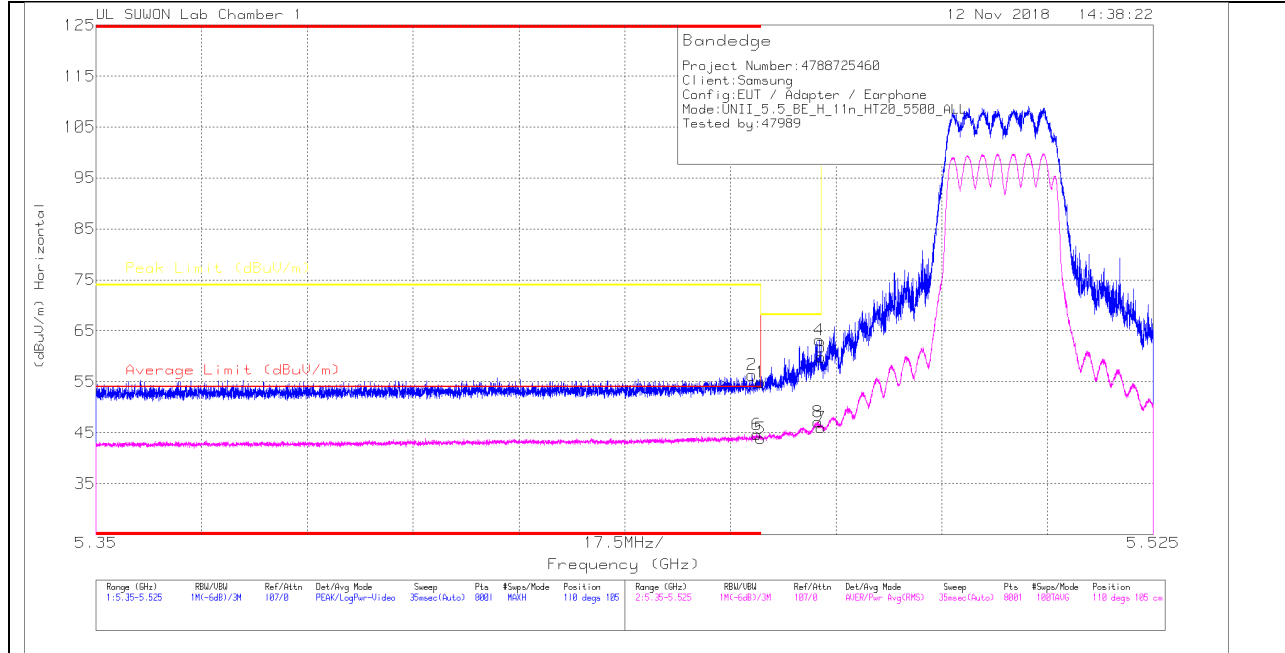
* - indicates frequency in CFR47 Pt 15 / IC RSS-Restricted Band

PK – Peak Detector

Note: Only peak measurement was performed. Because peak measurement result of unwanted emission is less than average limit (54dBuV/m).

11.3.4. TX ABOVE 1GHz 802.11n HT20 2Tx CDD MODE IN THE 5.5GHz BAND RESTRICTED BANDEDGE (LOW CHANNEL)

HORIZONTAL PEAK AND AVERAGE PLOT



HORIZONTAL DATA

Trace Markers

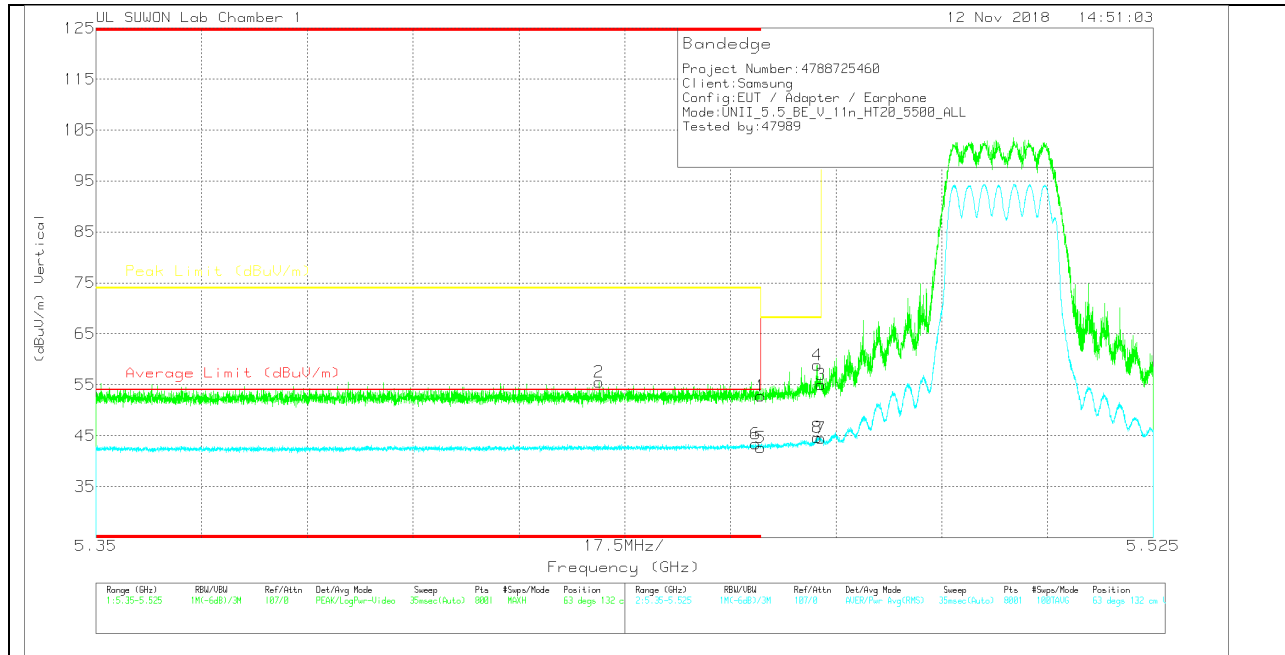
Marker	Frequency (GHz)	Meter Reading (dBuV)	Det	3117_00168717	10dB(dB)	DC Corr (dB)	Corrected Reading (dBuV/m)	Average Limit (dBuV/m)	Margin (dB)	Peak Limit (dBuV/m)	PK Margin (dB)	Azimuth (Degs)	Height (cm)	Polarity
1	* 5.46	41.57	Pk	34.7	-21.4	0	54.87	-	-	74	-19.13	110	105	H
2	* 5.459	43.03	Pk	34.7	-21.4	0	56.33	-	-	74	-17.67	110	105	H
3	5.47	46.59	Pk	34.7	-21.4	0	59.89	-	-	68.2	-8.31	110	105	H
4	5.47	49.93	Pk	34.7	-21.4	0	63.23	-	-	68.2	-4.97	110	105	H
5	* 5.46	30.67	RMS	34.7	-21.5	0	43.87	54	-10.13	-	-	110	105	H
6	* 5.459	31.49	RMS	34.7	-21.5	0	44.69	54	-9.31	-	-	110	105	H
7	5.47	32.81	RMS	34.7	-21.5	0	46.01	-	-	-	-	110	105	H
8	5.469	34.01	RMS	34.7	-21.6	0	47.11	-	-	-	-	110	105	H

* - indicates frequency in CFR47 Pt 15 / IC RSS-Restricted Band

Pk - Peak detector

RMS - RMS detection

VERTICAL PEAK AND AVERAGE PLOT



VERTICAL DATA

Trace Markers

Marker	Frequency (GHz)	Meter Reading (dBuV)	Det	3117_00168717	10dB(dB)	DC Corr (dB)	Corrected Reading (dBuV/m)	Average Limit (dBuV/m)	Margin (dB)	Peak Limit (dBuV/m)	PK Margin (dB)	Azimuth (Degs)	Height (cm)	Polarity
1	* 5.46	39.48	Pk	34.7	-21.4	0	52.78	-	-	74	-21.22	63	132	V
2	* 5.433	42.44	Pk	34.7	-21.6	0	55.54	-	-	74	-18.46	63	132	V
3	5.47	41.7	Pk	34.7	-21.4	0	55	-	-	68.2	-13.2	63	132	V
4	5.469	45.6	Pk	34.7	-21.4	0	58.9	-	-	68.2	-9.3	63	132	V
5	* 5.46	29.51	RMS	34.7	-21.5	0	42.71	54	-11.29	-	-	63	132	V
6	* 5.459	30.29	RMS	34.7	-21.6	0	43.39	54	-10.61	-	-	63	132	V
7	5.47	31.34	RMS	34.7	-21.5	0	44.54	-	-	-	-	63	132	V
8	5.469	31.57	RMS	34.7	-21.6	0	44.67	-	-	-	-	63	132	V

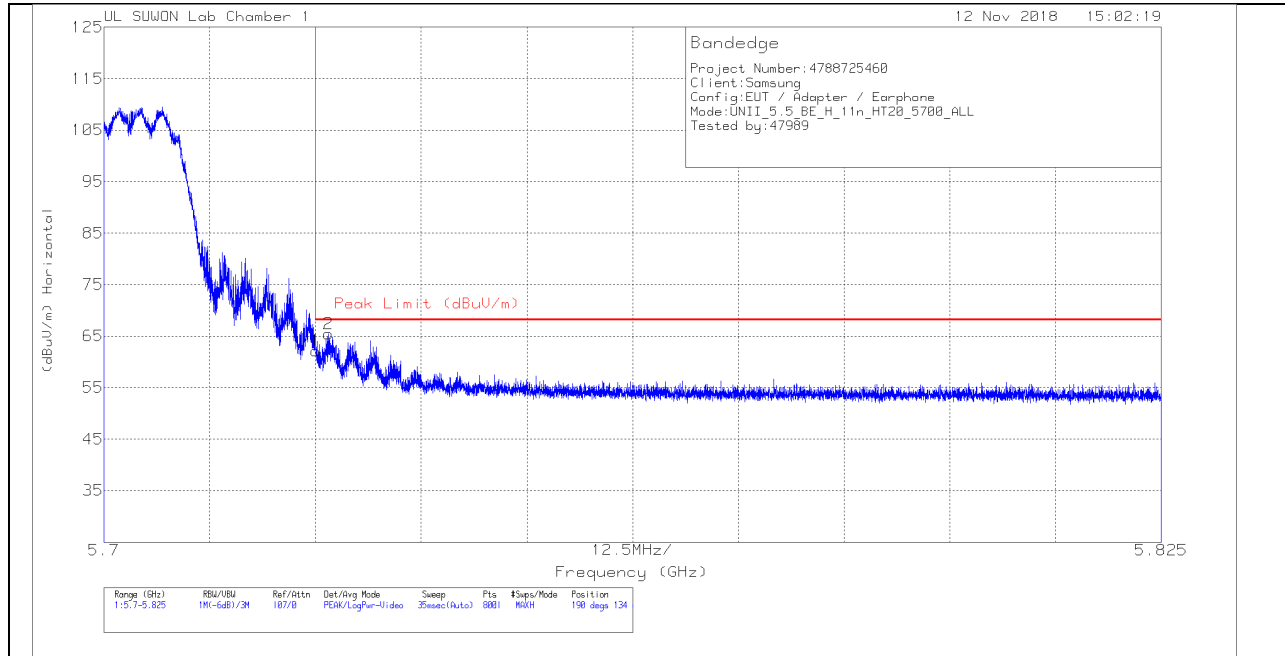
* - indicates frequency in CFR47 Pt 15 / IC RSS-Restricted Band

Pk - Peak detector

RMS - RMS detection

AUTHORIZED BANDEDGE (HIGH CHANNEL)

HORIZONTAL PEAK AND AVERAGE PLOT



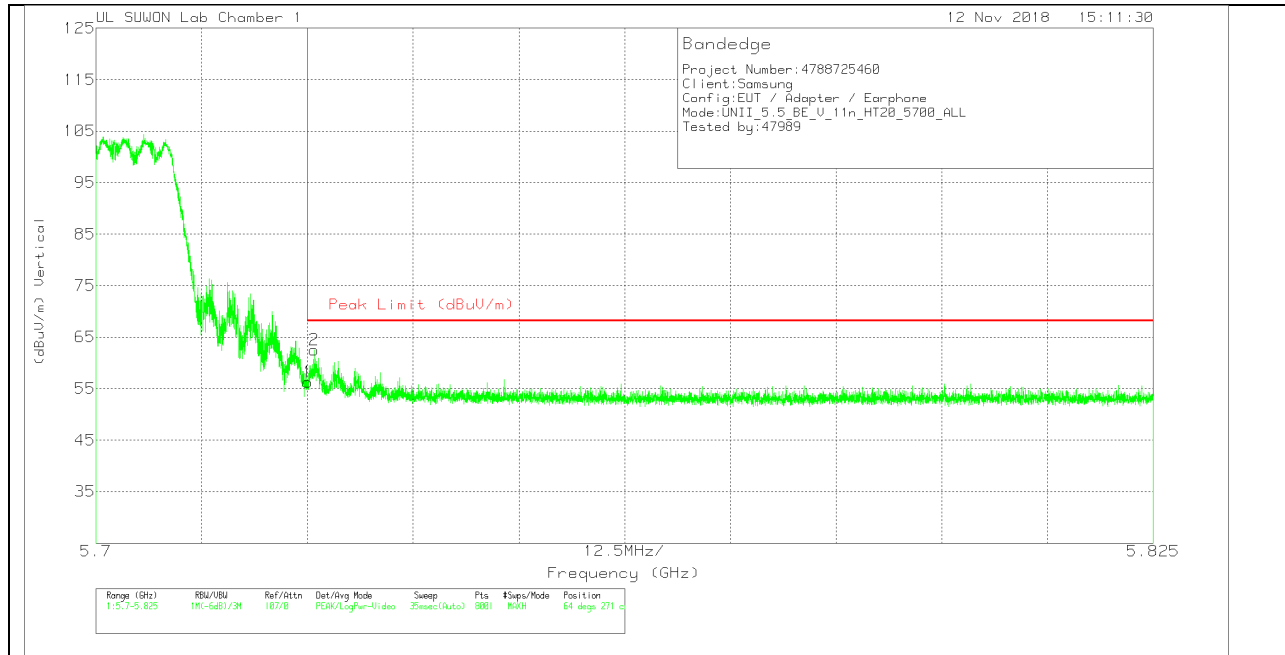
HORIZONTAL DATA

Trace Markers

Marker	Frequency (GHz)	Meter Reading (dBuV)	Det	3117_00168717	10dB[dB]	DC Corr (dB)	Corrected Reading (dBuV/m)	Peak Limit (dBuV/m)	PK Margin (dB)	Azimuth (Degs)	Height (cm)	Polarity
1	5.725	48.43	Pk	34.8	-21.1	0	62.13	68.2	-6.07	190	134	H
2	5.727	51.71	Pk	34.8	-21.1	0	65.41	68.2	-2.79	190	134	H

Pk - Peak detector

VERTICAL PEAK AND AVERAGE PLOT



VERTICAL DATA

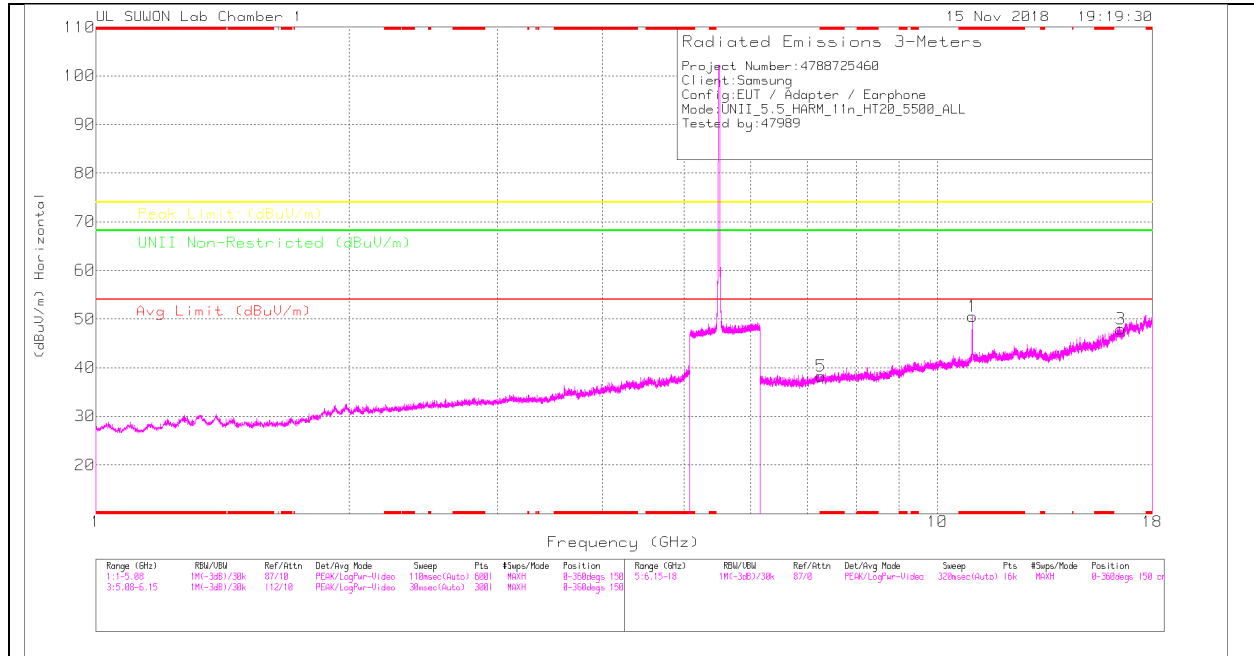
Trace Markers

Marker	Frequency (GHz)	Meter Reading (dBuV)	Det	3117_00168717	10dB[dB]	DC Corr (dB)	Corrected Reading (dBuV/m)	Peak Limit (dBuV/m)	PK Margin (dB)	Azimuth (Degs)	Height (cm)	Polarity
1	5.725	42.59	Pk	34.8	-21.1	0	56.29	68.2	-11.91	64	271	V
2	5.726	48.79	Pk	34.8	-21.1	0	62.49	68.2	-5.71	64	271	V

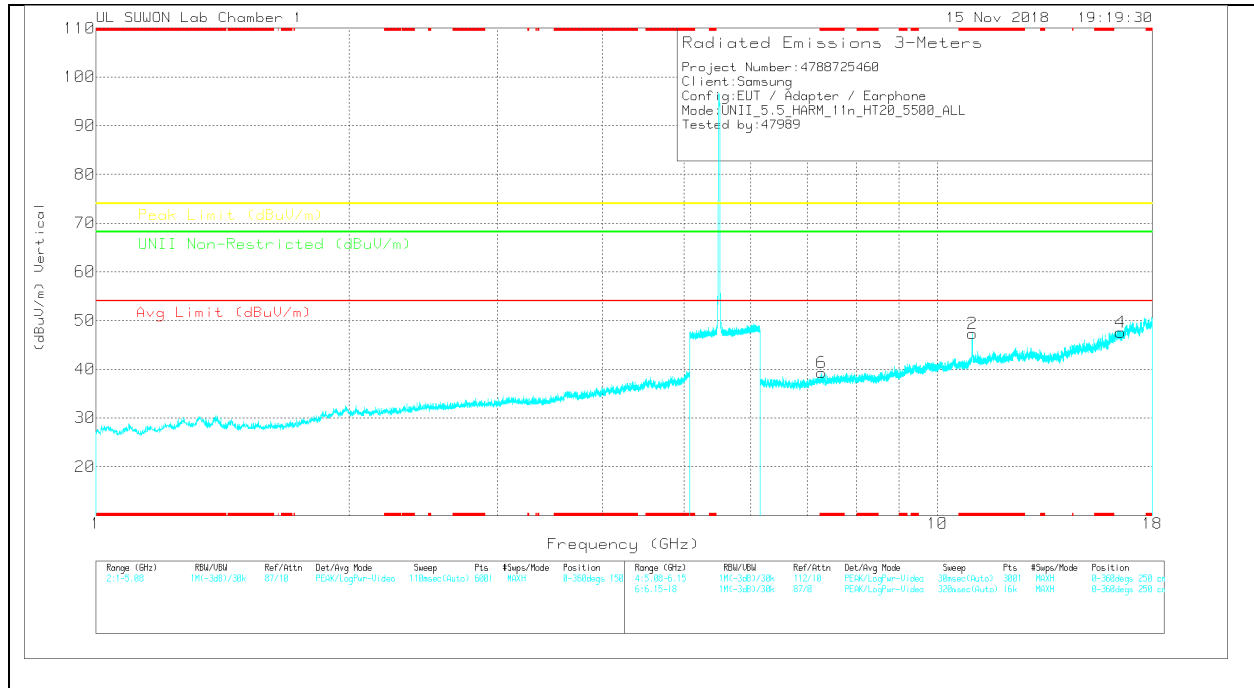
Pk - Peak detector

HARMONICS AND SPURIOUS EMISSIONS

LOW CHANNEL HORIZONTAL



LOW CHANNEL VERTICAL



Note: Emission was scanned up to 40GHz; No emissions were detected above the noise floor which was at least 20dB below the specification limit.

LOW CHANNEL DATA

Trace Markers

Marker	Frequency (GHz)	Meter Reading (dBuV)	Det	3117_00168717	60Hz_HF(dB)	DC Corr (dB)	Corrected Reading (dBuV/m)	Aug Limit (dBuV/m)	Margin (dB)	Peak Limit (dBuV/m)	Margin (dB)	Limit Non-Restricted (dBuV/m)	Margin (dB)	Azimuth (Degs)	Height (cm)	Polarity
1	*10.999	33.94	PK	38.2	-21.6	0	50.54	-	-	74	-23.46	-	-	0-360	250	H
3	16.507	26.59	PK	40.9	-19.5	0	47.99	-	-	-	-	68.2	-20.21	0-360	250	H
5	*7.272	29.41	PK	35.8	-26.9	0	38.31	-	-	74	-35.69	-	-	0-360	250	H
2	*11.001	30.75	PK	38.2	-21.6	0	47.35	-	-	74	-26.65	-	-	0-360	250	V
4	16.499	26.17	PK	40.9	-19.5	0	47.57	-	-	-	-	68.2	-20.63	0-360	250	V
6	*7.279	30.35	PK	35.8	-26.9	0	39.25	-	-	74	-34.75	-	-	0-360	250	V

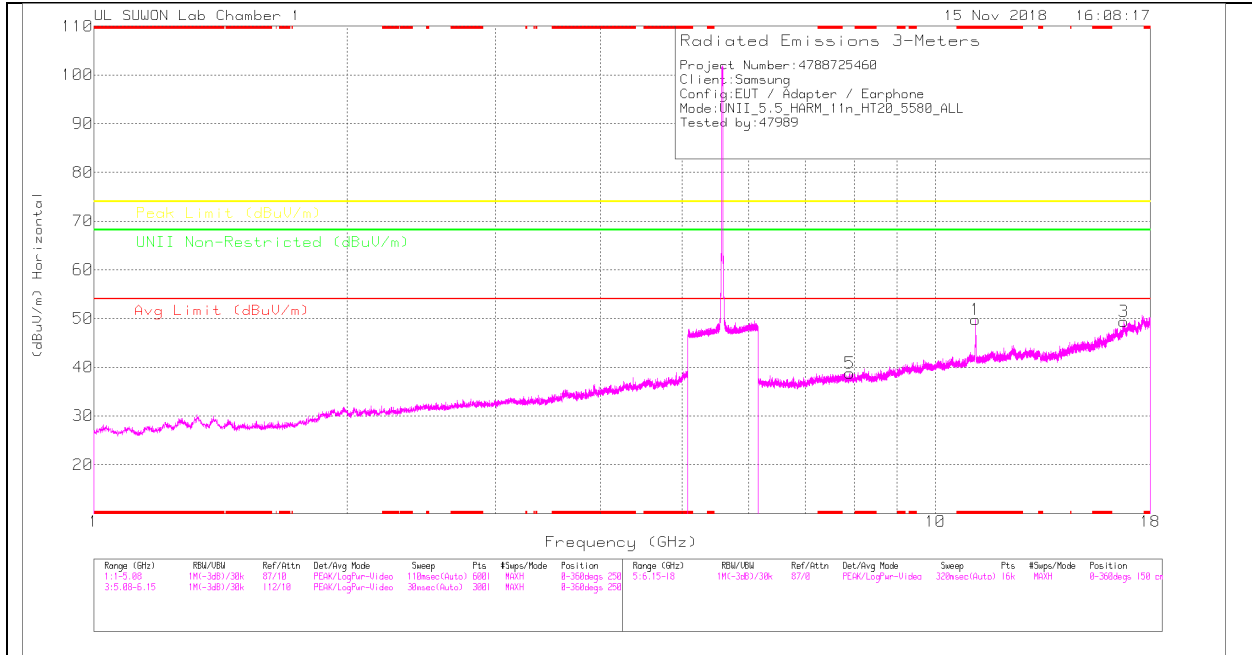
* - indicates frequency in CFR47 Pt 15 / IC RSS-Restricted Band
 PK – Peak Detector

Radiated Emissions

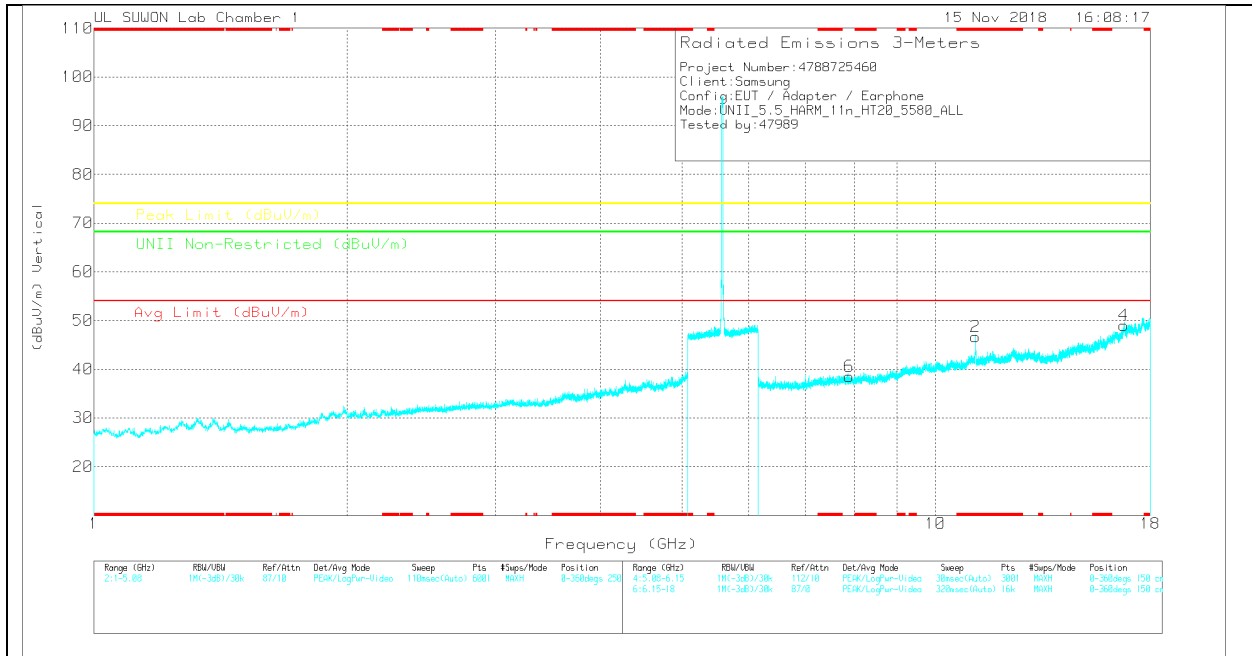
Frequency (GHz)	Meter Reading (dBuV)	Det	3117_00168717	60Hz_HF(dB)	DC Corr (dB)	Corrected Reading (dBuV/m)	Aug Limit (dBuV/m)	Margin (dB)	Peak Limit (dBuV/m)	Margin (dB)	Limit Non-Restricted (dBuV/m)	Margin (dB)	Azimuth (Degs)	Height (cm)	Polarity
*10.995	45.25	PK-U	38.2	-21.6	0	61.85	-	-	74	-12.15	-	-	221	226	H
*11	31.27	ADR	38.2	-21.6	0	47.87	54	-6.13	-	-	-	-	221	226	H
*10.996	41.63	PK-U	38.2	-21.6	0	58.23	-	-	74	-15.77	-	-	165	224	V
*10.999	29.12	ADR	38.2	-21.6	0	45.72	54	-8.28	-	-	-	-	165	224	V

* - indicates frequency in CFR47 Pt 15 / IC RSS-Restricted Band
 PK-U - U-NII: Maximum Peak
 ADR - U-NII AD primary method, RMS average

MID CHANNEL HORIZONTAL



MID CHANNEL VERTICAL



Note: Emission was scanned up to 40GHz; No emissions were detected above the noise floor which was at least 20dB below the specification limit.

MID CHANNEL DATA

Trace Markers

Marker	Frequency (GHz)	Meter Reading (dBuV)	Det	3117_00168717	60Hz_HF(dB)	DC Corr (dB)	Corrected Reading (dBuV/m)	Ag Limit (dBuV/m)	Margin (dB)	Peak Limit (dBuV/m)	Margin (dB)	UNI Non-Restricted (dBuV/m)	Margin (dB)	Asimuth (Degs)	Height (cm)	Polarity
1	* 11.161	33.91	Avg	38.3	-22.4	0	49.81	-	-	74	-24.19	-	-	0-360	250	H
3	16.745	25.39	Avg	41.3	-17.3	0	49.39	-	-	-	-	68.2	-18.81	0-360	250	H
5	7.908	29.22	Avg	36	-26.4	0	38.82	-	-	-	-	68.2	-29.38	0-360	250	H
2	* 11.159	30.74	Avg	38.3	-22.4	0	46.64	-	-	74	-27.36	-	-	0-360	250	V
4	16.745	25.05	Avg	41.3	-17.3	0	49.05	-	-	-	-	68.2	-19.15	0-360	250	V
6	7.9	28.96	Avg	36	-26.4	0	38.56	-	-	-	-	68.2	-29.64	0-360	250	V

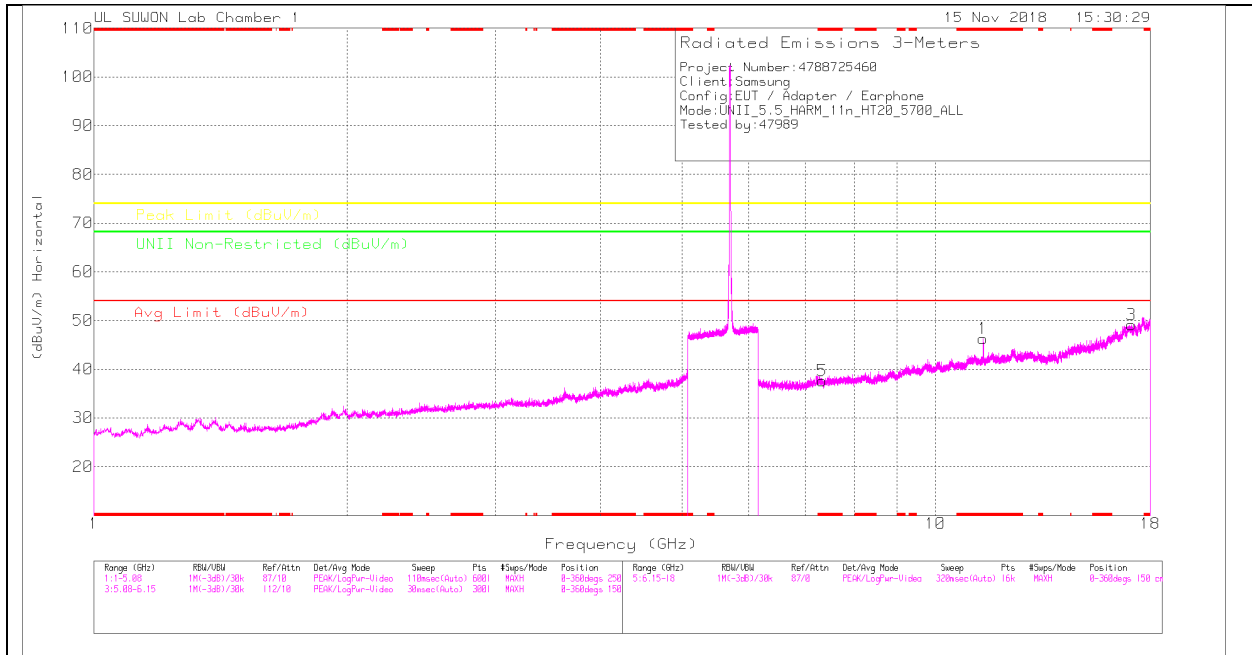
* - indicates frequency in CFR47 Pt 15 / IC RSS-Restricted Band
 PK – Peak Detector

Radiated Emissions

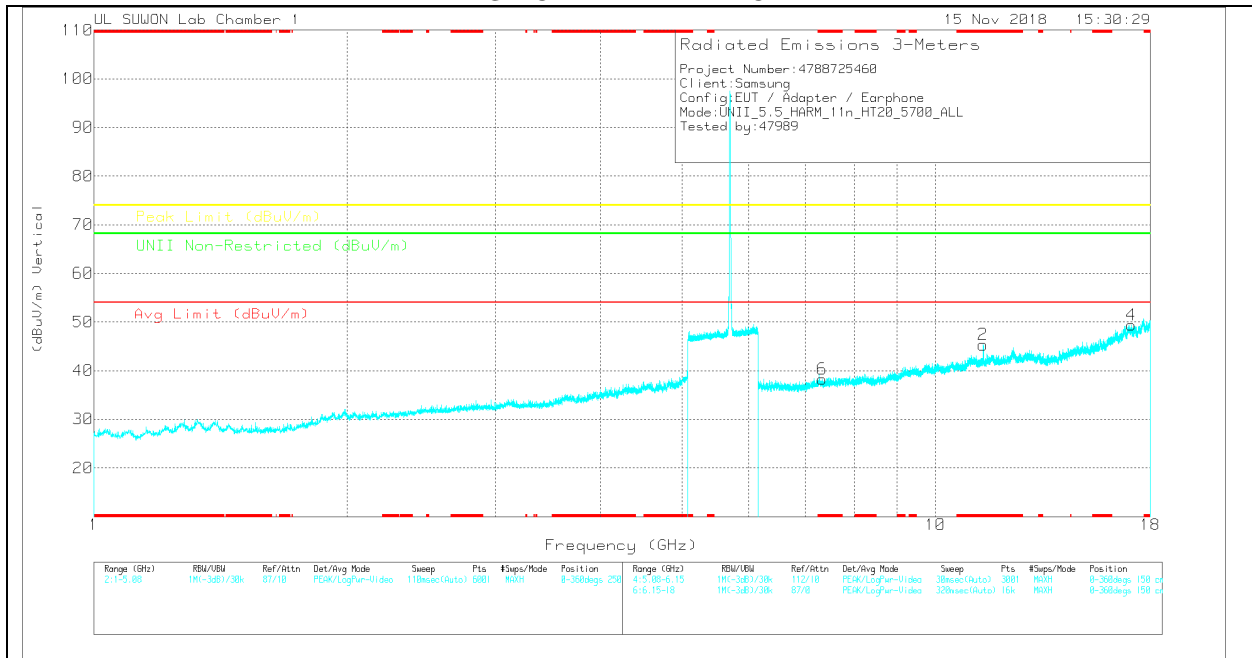
Frequency (GHz)	Meter Reading (dBuV)	Det	3117_00168717	60Hz_HF(dB)	DC Corr (dB)	Corrected Reading (dBuV/m)	Ag Limit (dBuV/m)	Margin (dB)	Peak Limit (dBuV/m)	Margin (dB)	UNI Non-Restricted (dBuV/m)	Margin (dB)	Asimuth (Degs)	Height (cm)	Polarity
* 11.159	42.88	PK-U	38.3	-22.4	0	58.78	-	-	74	-15.22	-	-	207	238	H
* 11.159	30.46	ADR	38.3	-22.4	0	46.36	54	-7.64	-	-	-	-	207	238	H
* 11.162	40.37	PK-U	38.3	-22.4	0	56.27	-	-	74	-17.73	-	-	221	224	V
* 11.16	28.41	ADR	38.3	-22.4	0	44.31	54	-9.69	-	-	-	-	221	224	V

* - indicates frequency in CFR47 Pt 15 / IC RSS-Restricted Band
 PK-U - U-NII: Maximum Peak
 ADR - U-NII AD primary method, RMS average

HIGH CHANNEL HORIZONTAL



HIGH CHANNEL VERTICAL



Note: Emission was scanned up to 40GHz; No emissions were detected above the noise floor which was at least 20dB below the specification limit.

HIGH CHANNEL DATA

Trace Markers

Marker	Frequency (GHz)	Meter Reading (dBuV)	Det	3117_00168717	6GHz_HF(dB)	DC Corr (dB)	Corrected Reading (dBuV/m)	Aug Limit (dBuV/m)	Margin (dB)	Peak Limit (dBuV/m)	Margin (dB)	U/NII Non-Restricted (dBuV/m)	Margin (dB)	Azimuth (Degs)	Height (cm)	Polarity
1	* 11.397	30.28	PK	38.4	-22.4	0	46.28	-	-	74	-27.72	-	-	0-360	250	H
3	17.096	24.69	PK	41.6	-17.2	0	49.09	-	-	-	-	68.2	-19.11	0-360	150	H
5	* 7.339	29.15	PK	35.8	-27.3	0	37.65	-	-	74	-36.35	-	-	0-360	250	H
2	* 11.398	29.21	PK	38.4	-22.3	0	45.31	-	-	74	-28.69	-	-	0-360	250	V
4	17.097	24.97	PK	41.6	-17.2	0	49.37	-	-	-	-	68.2	-18.83	0-360	250	V
6	* 7.339	29.71	PK	35.8	-27.3	0	38.21	-	-	74	-35.79	-	-	0-360	150	V

* - indicates frequency in CFR47 Pt 15 / IC RSS-Restricted Band
 PK – Peak Detector

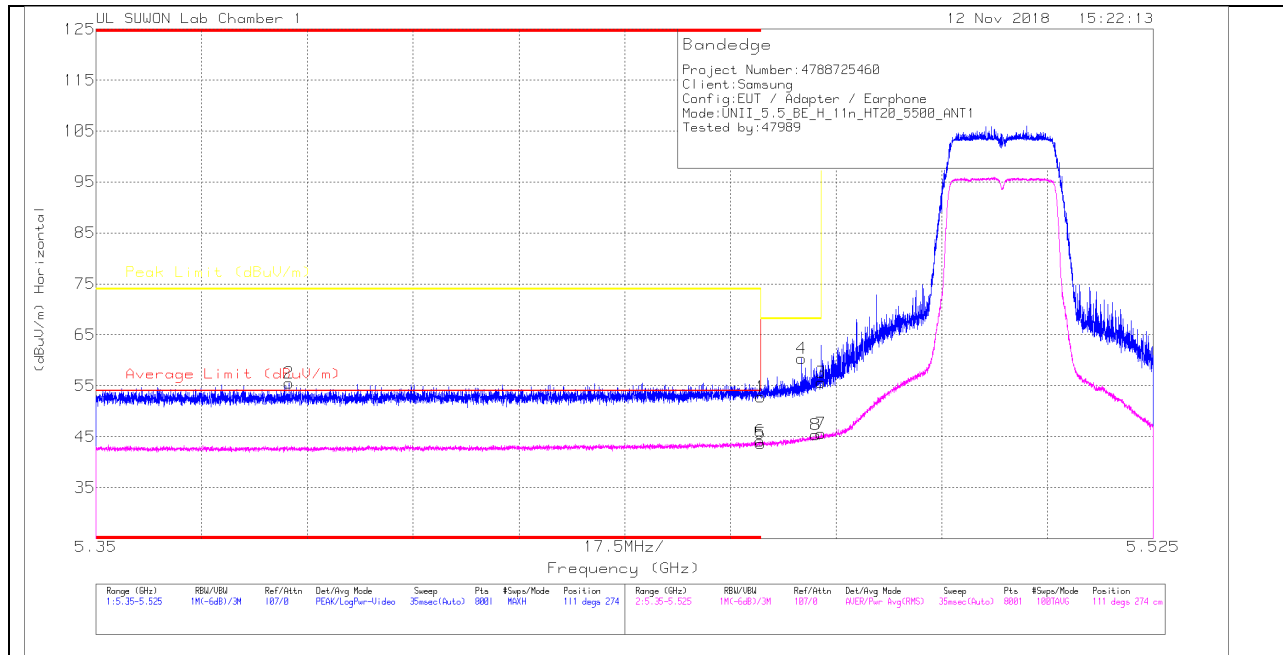
Radiated Emissions

Frequency (GHz)	Meter Reading (dBuV)	Det	3117_00168717	6GHz_HF(dB)	DC Corr (dB)	Corrected Reading (dBuV/m)	Aug Limit (dBuV/m)	Margin (dB)	Peak Limit (dBuV/m)	Margin (dB)	U/NII Non-Restricted (dBuV/m)	Margin (dB)	Azimuth (Degs)	Height (cm)	Polarity
* 11.402	41.43	PK-U	38.5	-22.4	0	57.53	-	-	74	-16.47	-	-	200	100	H
* 11.4	39.3	ADR	38.4	-22.4	0	45.3	54	-8.7	-	-	-	-	200	100	H
* 11.397	39.94	PK-U	38.4	-22.4	0	55.94	-	-	74	-18.06	-	-	220	224	V
* 11.4	27.29	ADR	38.4	-22.4	0	43.29	54	-10.71	-	-	-	-	220	224	V

* - indicates frequency in CFR47 Pt 15 / IC RSS-Restricted Band
 PK-U - U-NII: Maximum Peak
 ADR - U-NII AD primary method, RMS average

11.3.5.TX ABOVE 1GHz 802.11n HT20 1Tx ANT1 IN THE 5.5GHz BAND RESTRICTED BANDEDGE (LOW CHANNEL)

HORIZONTAL PEAK AND AVERAGE PLOT



HORIZONTAL DATA

Trace Markers

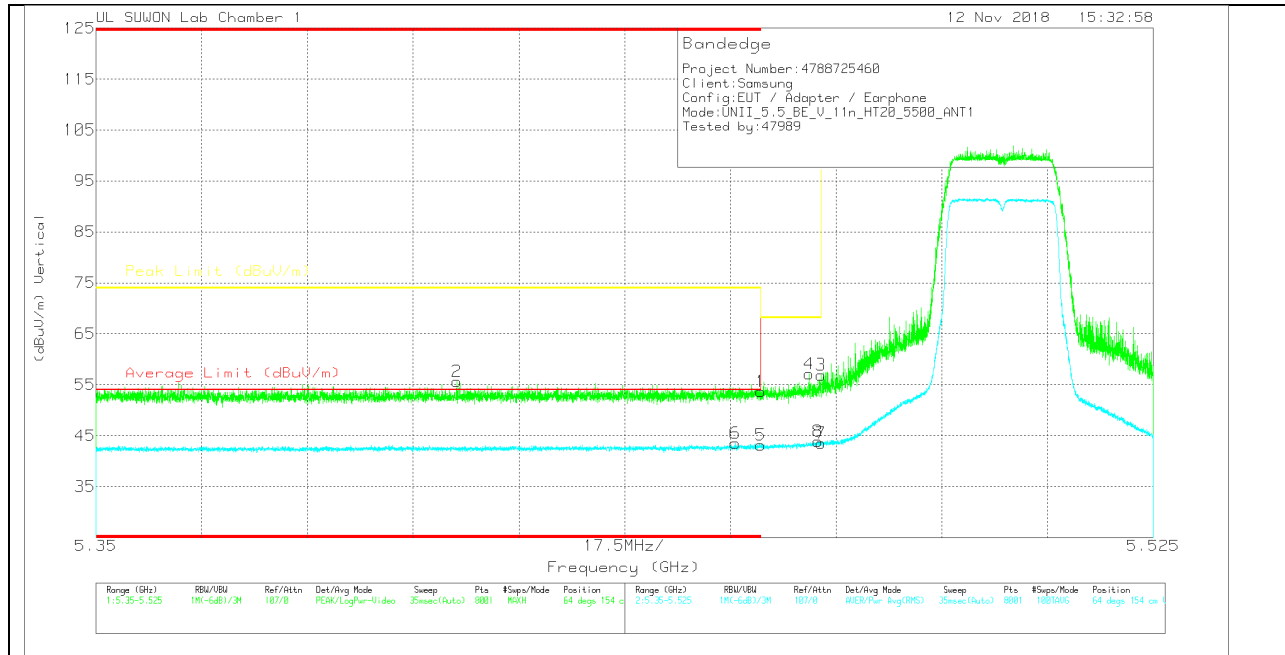
Marker	Frequency (GHz)	Meter Reading (dBuV)	Det	3117_00168717	10dB(dB)	DC Corr (dB)	Corrected Reading (dBuV/m)	Average Limit (dBuV/m)	Margin (dB)	Peak Limit (dBuV/m)	PK Margin (dB)	Azimuth (Degs)	Height (cm)	Polarity
1	* 5.46	39.54	Pk	34.7	-21.4	0	52.84	-	-	74	-21.16	111	274	H
2	* 5.382	42.36	Pk	34.7	-21.5	0	55.56	-	-	74	-18.44	111	274	H
3	5.47	42.35	Pk	34.7	-21.4	0	55.65	-	-	68.2	-12.55	111	274	H
4	5.467	47.04	Pk	34.7	-21.4	0	60.34	-	-	68.2	-7.86	111	274	H
5	* 5.46	30.47	RMS	34.7	-21.5	0	43.67	54	-10.33	-	-	111	274	H
6	* 5.46	30.92	RMS	34.7	-21.5	0	44.12	54	-9.88	-	-	111	274	H
7	5.47	32.37	RMS	34.7	-21.5	0	45.57	-	-	-	-	111	274	H
8	5.469	32.23	RMS	34.7	-21.6	0	45.33	-	-	-	-	111	274	H

* - indicates frequency in CFR47 Pt 15 / IC RSS-Restricted Band

Pk - Peak detector

RMS - RMS detection

VERTICAL PEAK AND AVERAGE PLOT



VERTICAL DATA

Trace Markers

Marker	Frequency (GHz)	Meter Reading (dBuV)	Det	3117_00168717	10dB(dB)	DC Corr (dB)	Corrected Reading (dBuV/m)	Average Limit (dBuV/m)	Margin (dB)	Peak Limit (dBuV/m)	PK Margin (dB)	Azimuth (Degs)	Height (cm)	Polarity
1	* 5.46	40.36	Pk	34.7	-21.4	0	53.66	-	-	74	-20.34	64	154	V
2	* 5.41	42.46	Pk	34.7	-21.5	0	55.66	-	-	74	-18.34	64	154	V
3	5.47	43.64	Pk	34.7	-21.4	0	56.94	-	-	68.2	-11.26	64	154	V
4	5.468	43.83	Pk	34.7	-21.4	0	57.13	-	-	68.2	-11.07	64	154	V
5	* 5.46	29.9	RMS	34.7	-21.5	0	43.1	54	-10.9	-	-	64	154	V
6	* 5.456	30.46	RMS	34.7	-21.6	0	43.56	54	-10.44	-	-	64	154	V
7	5.47	30.27	RMS	34.7	-21.5	0	43.47	-	-	-	-	64	154	V
8	5.47	30.82	RMS	34.7	-21.6	0	43.92	-	-	-	-	64	154	V

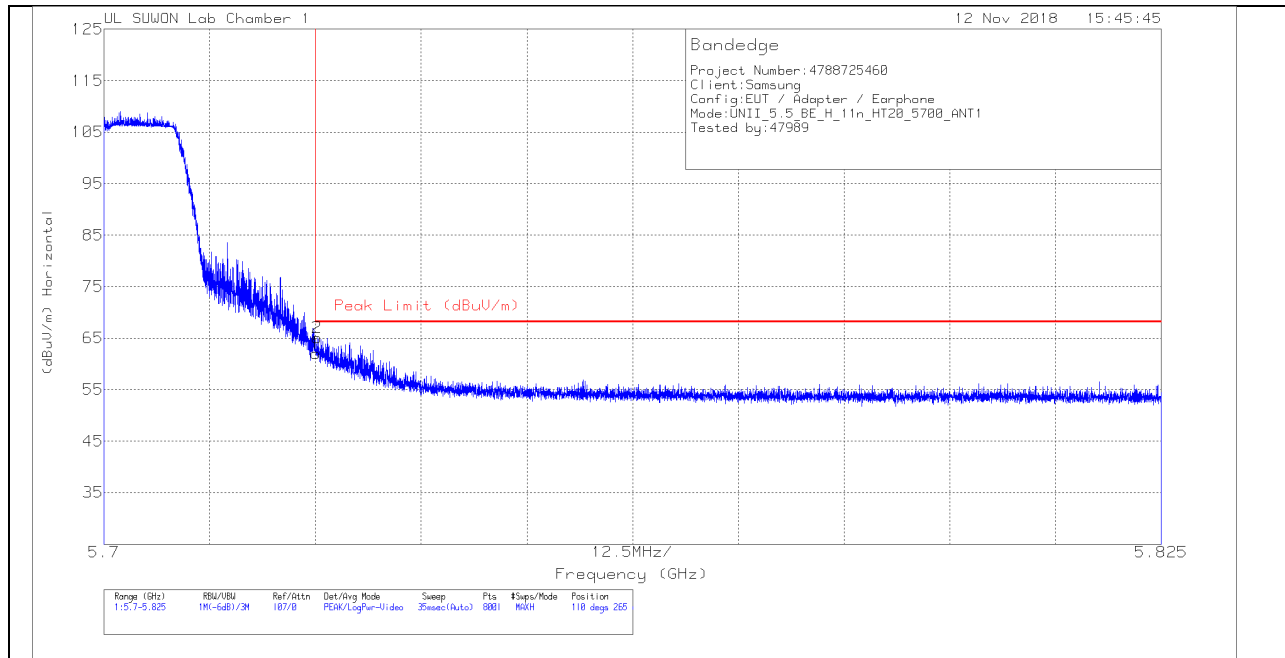
* - indicates frequency in CFR47 Pt 15 / IC RSS-Restricted Band

Pk - Peak detector

RMS - RMS detection

AUTHORIZED BANDEGE (HIGH CHANNEL)

HORIZONTAL PEAK AND AVERAGE PLOT



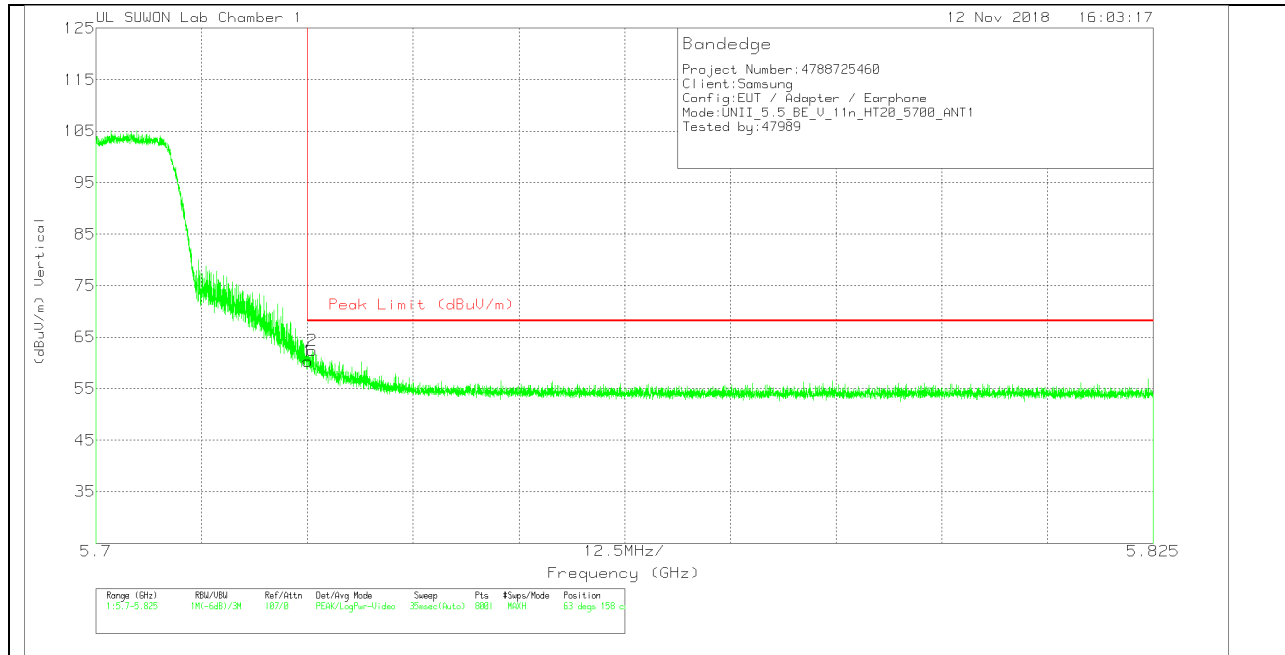
HORIZONTAL DATA

Trace Markers

Marker	Frequency (GHz)	Meter Reading (dBuV)	Det	3117_00168717	10dB[dB]	DC Corr (dB)	Corrected Reading (dBuV/m)	Peak Limit (dBuV/m)	PK Margin (dB)	Azimuth (Degs)	Height (cm)	Polarity
1	5.725	48.32	Pk	34.8	-21.1	0	62.02	68.2	-6.18	110	265	H
2	5.725	51.34	Pk	34.8	-21.1	0	65.04	68.2	-3.16	110	265	H

Pk - Peak detector

VERTICAL PEAK AND AVERAGE PLOT



VERTICAL DATA

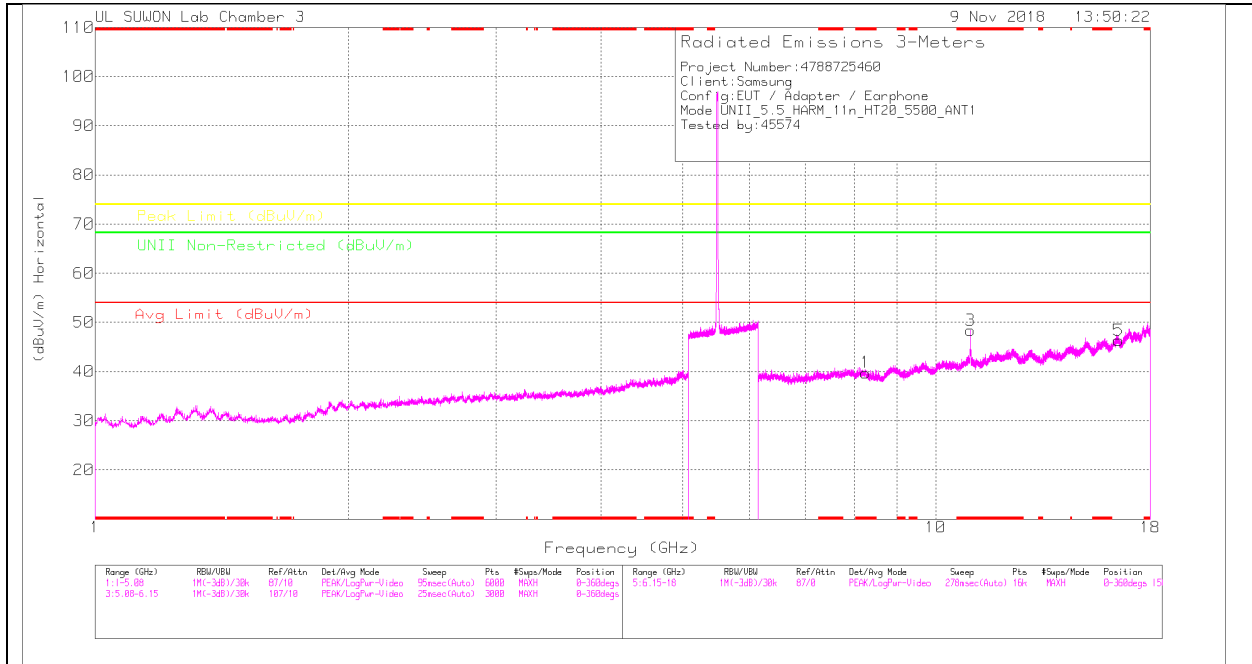
Trace Markers

Marker	Frequency (GHz)	Meter Reading (dBuV)	Det	3117_00168717	10dB[dB]	DC Corr (dB)	Corrected Reading (dBuV/m)	Peak Limit (dBuV/m)	PK Margin (dB)	Azimuth (Degs)	Height (cm)	Polarity
1	5.725	46.61	Pk	34.8	-21.1	0	60.31	68.2	-7.89	63	158	V
2	5.726	48.65	Pk	34.8	-21.1	0	62.35	68.2	-5.85	63	158	V

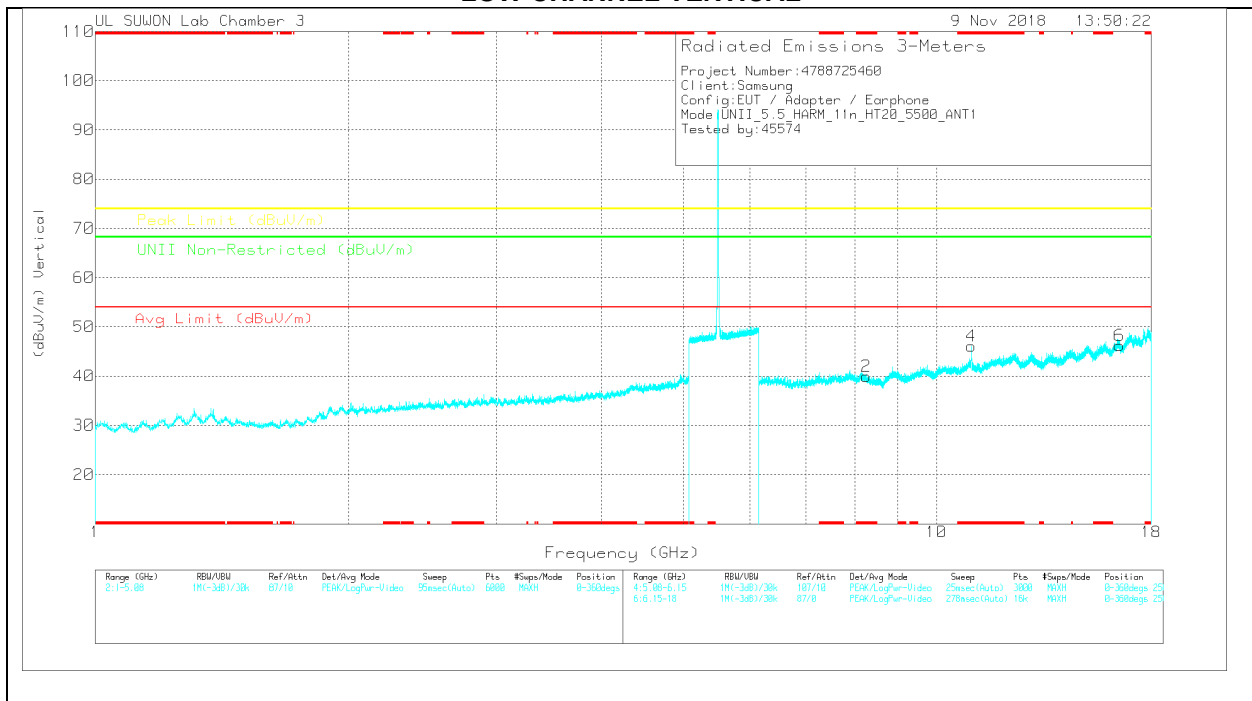
Pk - Peak detector

HARMONICS AND SPURIOUS EMISSIONS

LOW CHANNEL HORIZONTAL



LOW CHANNEL VERTICAL



Note: Emission was scanned up to 40GHz; No emissions were detected above the noise floor which was at least 20dB below the specification limit.

LOW CHANNEL DATA

Trace Markers

Marker	Frequency (GHz)	Meter Reading (dBuV)	Det	3117_0020959	6GHz_HF(dB)	DC Corr (dB)	Corrected Reading (dBuV/m)	Avg Limit (dBuV/m)	Margin (dB)	Peak Limit (dBuV/m)	Margin (dB)	LNH Non-Restricted (dBuV/m)	Margin (dB)	Asimuth (Degs)	Height (cm)	Polarity
1	* 8.251	25.47	PK	36.4	-22.1	0	39.77	-	-	74	-34.23	-	-	0-360	250	H
3	* 11.001	29.59	PK	38.2	-19.4	0	48.39	-	-	74	-25.61	-	-	0-360	250	H
5	16.501	22.74	PK	40.9	-17.3	0	46.34	-	-	-	-	68.2	-21.86	0-360	150	H
2	* 8.251	25.64	PK	36.4	-22.1	0	39.94	-	-	74	-34.06	-	-	0-360	150	V
4	* 11.001	27.38	PK	38.2	-19.5	0	46.08	-	-	74	-27.92	-	-	0-360	250	V
6	16.501	22.62	PK	40.9	-17.3	0	46.22	-	-	-	-	68.2	-21.98	0-360	250	V

* - indicates frequency in CFR47 Pt 15 / IC RSS-Restricted Band

PK – Peak Detector

Radiated Emissions

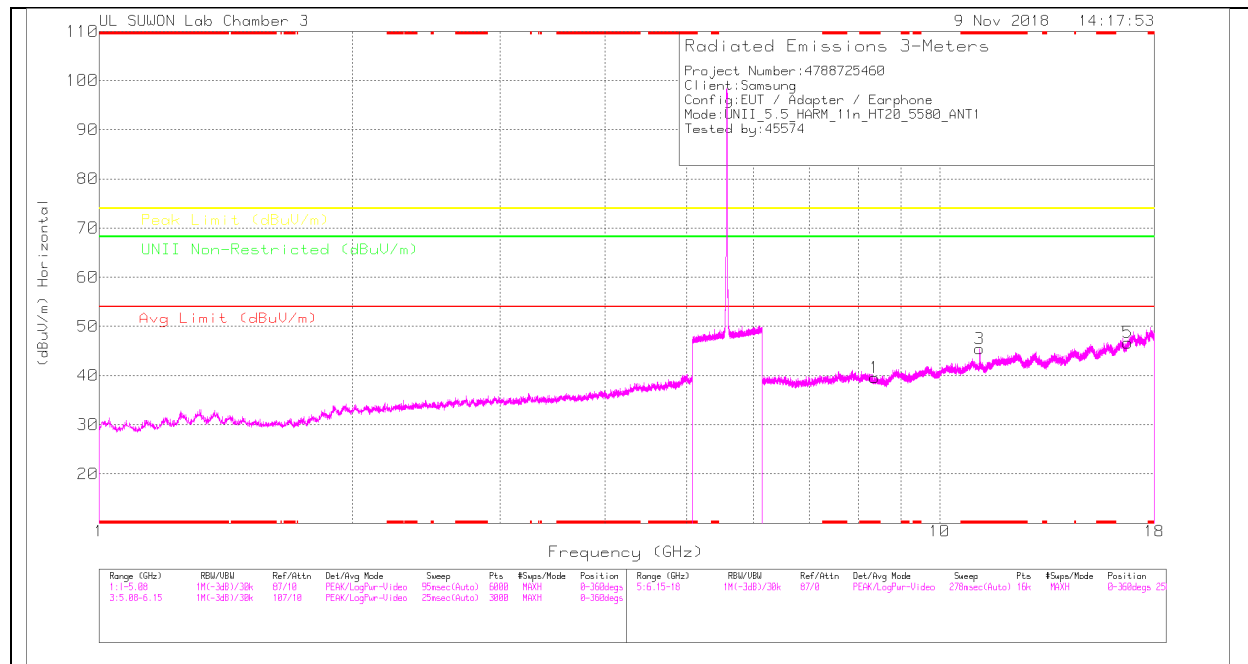
Frequency (GHz)	Meter Reading (dBuV)	Det	3117_0020959	6GHz_HF(dB)	DC Corr (dB)	Corrected Reading (dBuV/m)	Avg Limit (dBuV/m)	Margin (dB)	Peak Limit (dBuV/m)	Margin (dB)	LNH Non-Restricted (dBuV/m)	Margin (dB)	Asimuth (Degs)	Height (cm)	Polarity
* 11	38.48	PK-U	38.2	-19.5	0	57.18	-	-	74	-16.82	-	-	100	256	H
* 11	26.91	ADR	38.2	-19.5	0	45.61	54	-8.39	-	-	-	-	100	256	H
* 11.006	37.59	PK-U	38.2	-19.5	0	56.29	-	-	74	-17.71	-	-	167	294	V
* 11	25.82	ADR	38.2	-19.5	0	44.52	54	-9.48	-	-	-	-	167	294	V

* - indicates frequency in CFR47 Pt 15 / IC RSS-Restricted Band

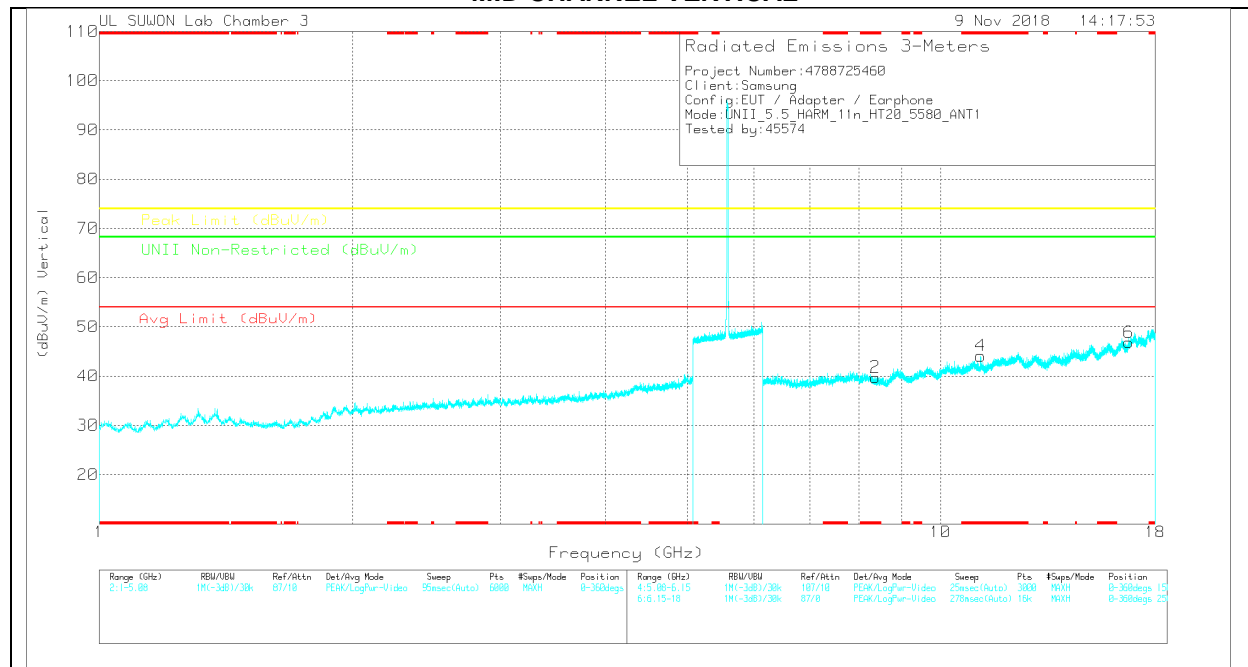
PK-U - U-NII: Maximum Peak

ADR - U-NII AD primary method, RMS average

MID CHANNEL HORIZONTAL



MID CHANNEL VERTICAL



Note: Emission was scanned up to 40GHz; No emissions were detected above the noise floor which was at least 20dB below the specification limit.

MID CHANNEL DATA

Trace Markers

Marker	Frequency (GHz)	Meter Reading (dBuV)	Det	3117_00205959	6GHz_HF(dB)	DC Corr (dB)	Corrected Reading (dBuV/m)	Avg Limit (dBuV/m)	Margin (dB)	Peak Limit (dBuV/m)	Margin (dB)	UNII Non-Restricted (dBuV/m)	Margin (dB)	Altitude (Degs)	Height (cm)	Polarity
1	* 8.369	25.28	PK	36.3	-22	0	39.58	-	-	74	-34.42	-	-	0-360	150	H
3	* 11.159	26.76	PK	38.3	-19.6	0	45.46	-	-	74	-28.54	-	-	0-360	250	H
5	16.741	22.18	PK	41.3	-16.8	0	46.68	-	-	-	-	68.2	-21.52	0-360	150	H
2	* 8.371	25.45	PK	36.3	-22	0	39.75	-	-	74	-34.25	-	-	0-360	150	V
4	* 11.161	25.42	PK	38.3	-19.6	0	44.12	-	-	74	-29.88	-	-	0-360	250	V
6	16.739	22.44	PK	41.3	-16.9	0	46.84	-	-	-	-	68.2	-21.36	0-360	250	V

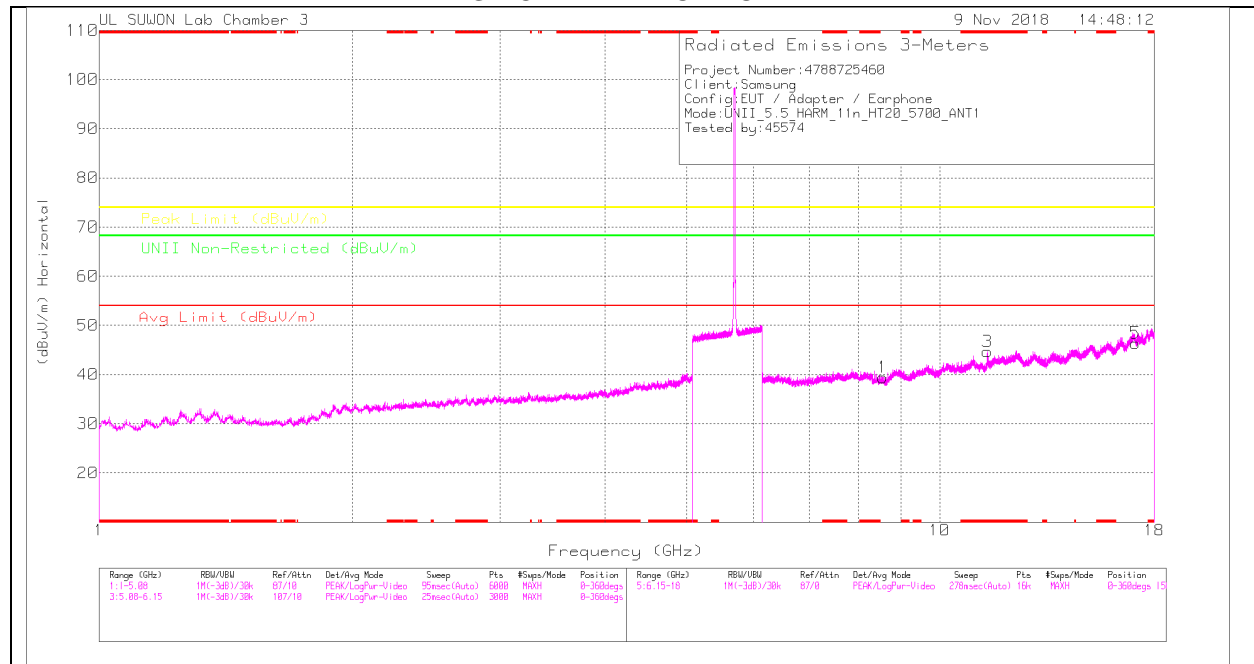
* - indicates frequency in CFR47 Pt 15 / IC RSS-Restricted Band
 PK – Peak Detector

Radiated Emissions

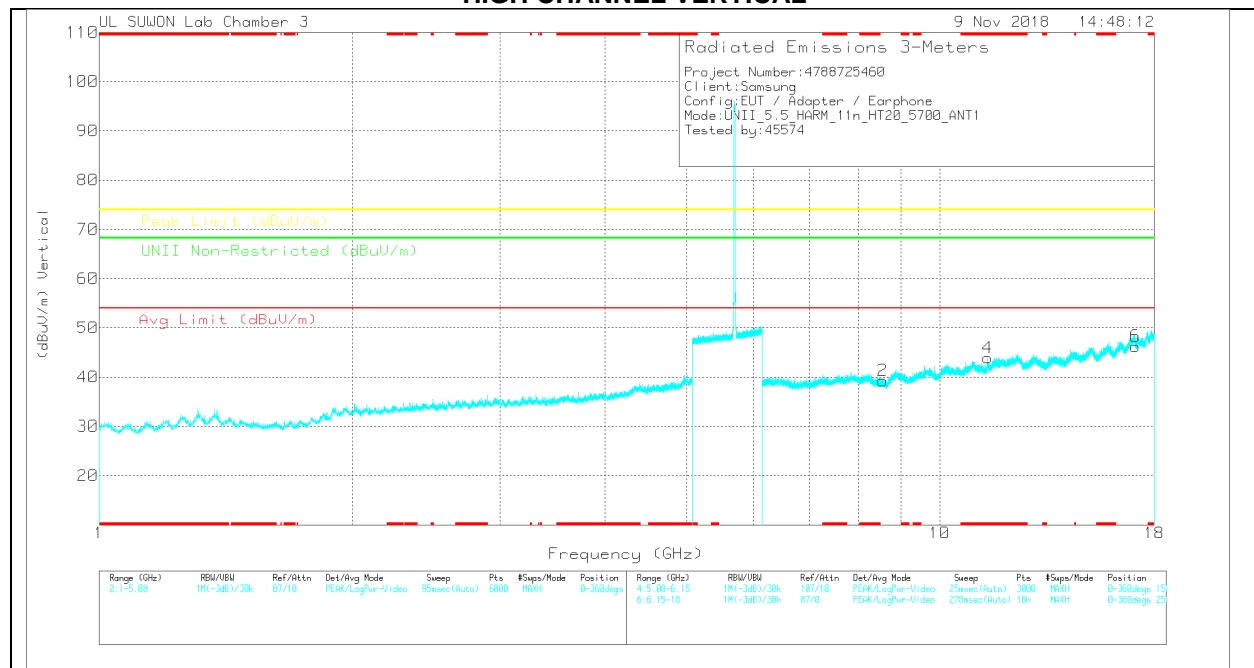
Frequency (GHz)	Meter Reading (dBuV)	Det	3117_00205959	6GHz_HF(dB)	DC Corr (dB)	Corrected Reading (dBuV/m)	Avg Limit (dBuV/m)	Margin (dB)	Peak Limit (dBuV/m)	Margin (dB)	UNII Non-Restricted (dBuV/m)	Margin (dB)	Altitude (Degs)	Height (cm)	Polarity
* 11.159	37.48	PK-U	38.3	-19.6	0	56.18	-	-	74	-17.82	-	-	99	254	H
* 11.161	25.99	ADR	38.3	-19.6	0	44.69	54	-9.31	-	-	-	-	99	254	H
* 11.164	36.58	PK-U	38.3	-19.6	0	55.28	-	-	74	-18.72	-	-	162	267	V
* 11.162	25.17	ADR	38.3	-19.6	0	43.87	54	-10.13	-	-	-	-	162	267	V

* - indicates frequency in CFR47 Pt 15 / IC RSS-Restricted Band
 PK-U - U-NII: Maximum Peak
 ADR - U-NII AD primary method, RMS average

HIGH CHANNEL HORIZONTAL



HIGH CHANNEL VERTICAL



Note: Emission was scanned up to 40GHz; No emissions were detected above the noise floor which was at least 20dB below the specification limit.

HIGH CHANNEL DATA

Trace Markers

Marker	Frequency (GHz)	Meter Reading (dBuV)	Det	3117_0020959	6GHz_HF(dB)	DC Corr (dB)	Corrected Reading (dBuV/m)	Avg Limit (dBuV/m)	Margin (dB)	Peak Limit (dBuV/m)	Margin (dB)	LNH Non-Restricted (dBuV/m)	Margin (dB)	Asimuth (Degs)	Height (cm)	Polarity
1	8.551	24.51	PK	36.3	-21.4	0	39.41	-	-	-	-	68.2	-28.79	0-360	150	H
3	*11.396	25.87	PK	38.4	-19.6	0	44.67	-	-	74	-29.33	-	-	0-360	150	H
5	17.1	20.98	PK	41.6	-16.2	0	46.38	-	-	-	-	68.2	-21.82	0-360	250	H
2	8.551	24.38	PK	36.3	-21.4	0	39.28	-	-	-	-	68.2	-28.92	0-360	250	V
4	*11.4	25.09	PK	38.4	-19.6	0	43.89	-	-	74	-30.11	-	-	0-360	250	V
6	17.1	20.87	PK	41.6	-16.2	0	46.27	-	-	-	-	68.2	-21.93	0-360	250	V

* - indicates frequency in CFR47 Pt 15 / IC RSS-Restricted Band

PK – Peak Detector

Radiated Emissions

Frequency (GHz)	Meter Reading (dBuV)	Det	3117_0020959	6GHz_HF(dB)	DC Corr (dB)	Corrected Reading (dBuV/m)	Avg Limit (dBuV/m)	Margin (dB)	Peak Limit (dBuV/m)	Margin (dB)	LNH Non-Restricted (dBuV/m)	Margin (dB)	Asimuth (Degs)	Height (cm)	Polarity
*11.395	33.34	PK-U	38.4	-19.6	0	52.14	-	-	74	-21.86	-	-	256	100	H
*11.401	22.84	ADR	38.5	-19.6	0	41.74	54	-12.26	-	-	-	-	256	100	H
*11.408	29.89	PK-U	38.5	-19.6	0	48.79	-	-	74	-25.21	-	-	268	162	V
*11.401	21.28	ADR	38.5	-19.6	0	40.18	54	-13.82	-	-	-	-	268	162	V

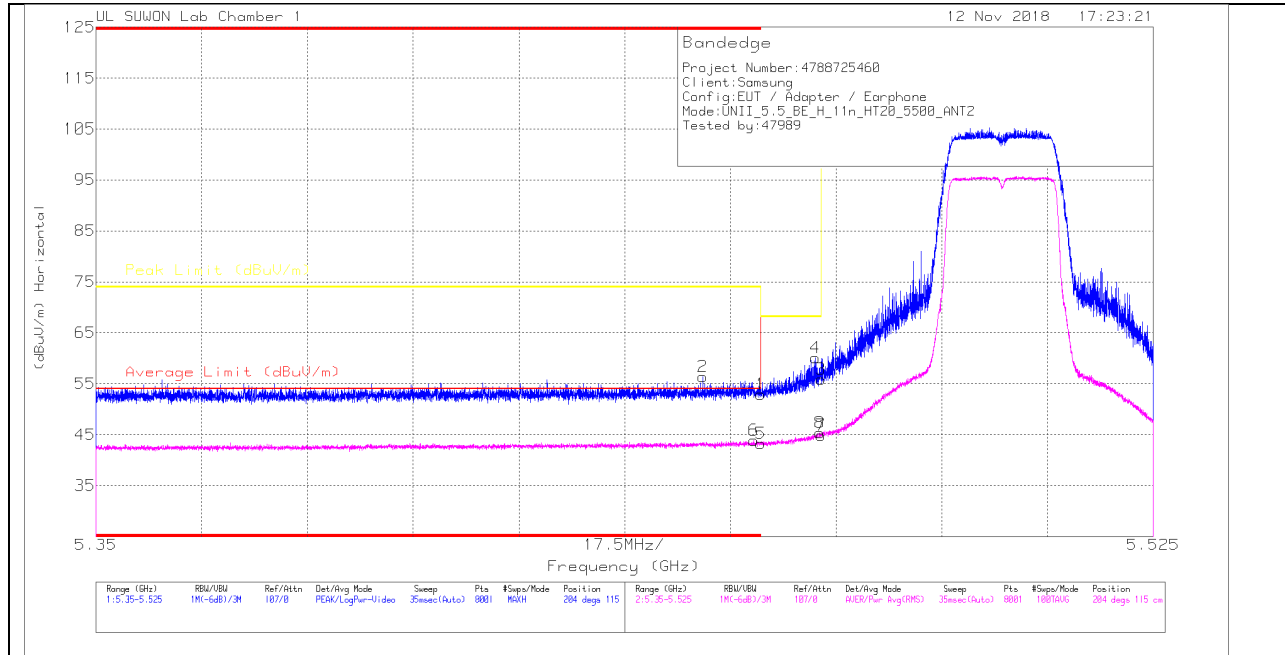
* - indicates frequency in CFR47 Pt 15 / IC RSS-Restricted Band

PK-U - U-NII: Maximum Peak

ADR - U-NII AD primary method, RMS average

11.3.6.TX ABOVE 1GHz 802.11n HT20 1Tx ANT2 IN THE 5.5GHz BAND RESTRICTED BANDEDGE (LOW CHANNEL)

HORIZONTAL PEAK AND AVERAGE PLOT



HORIZONTAL DATA

Trace Markers

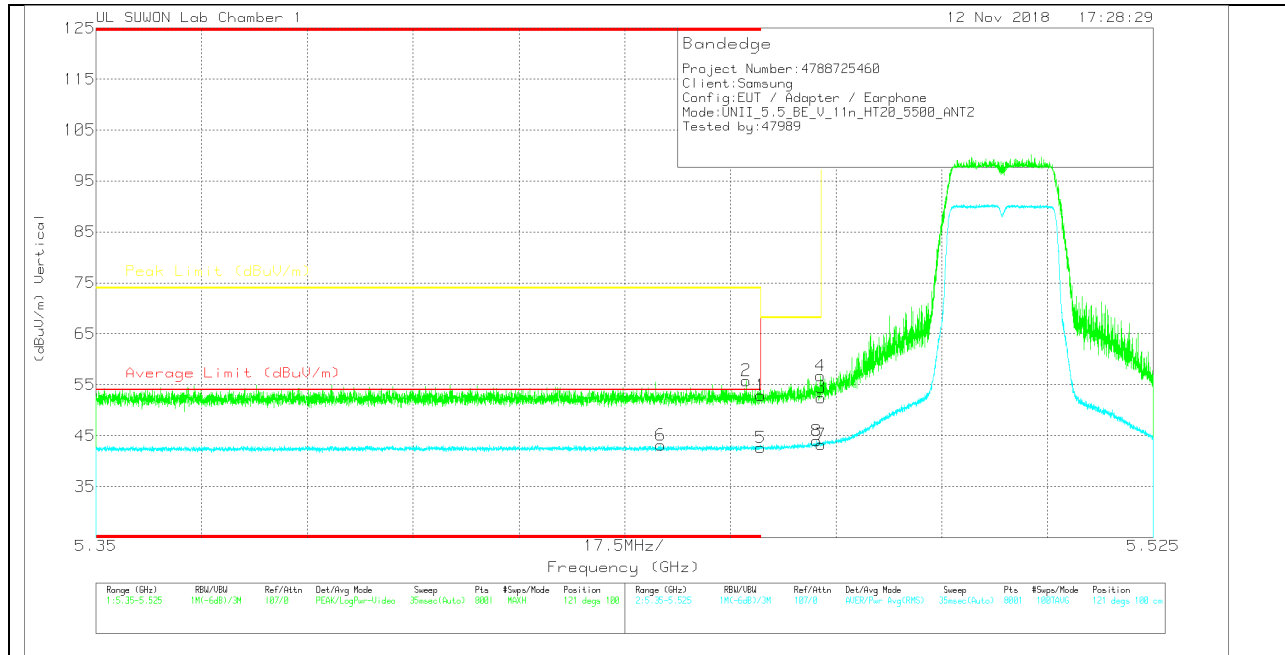
Marker	Frequency (GHz)	Meter Reading (dBuV)	Det	3117_00168717	10dB(dB)	DC Corr (dB)	Corrected Reading (dBuV/m)	Average Limit (dBuV/m)	Margin (dB)	Peak Limit (dBuV/m)	PK Margin (dB)	Azimuth (Degs)	Height (cm)	Polarity
1	* 5.46	39.6	Pk	34.7	-21.4	0	52.9	-	-	74	-21.1	204	115	H
2	* 5.45	43.06	Pk	34.7	-21.4	0	56.36	-	-	74	-17.64	204	115	H
3	5.47	42.55	Pk	34.7	-21.4	0	55.85	-	-	68.2	-12.35	204	115	H
4	5.469	46.85	Pk	34.7	-21.4	0	60.15	-	-	68.2	-8.05	204	115	H
5	* 5.46	30.1	RMS	34.7	-21.5	0	43.3	54	-10.7	-	-	204	115	H
6	* 5.459	30.8	RMS	34.7	-21.6	0	43.9	54	-10.1	-	-	204	115	H
7	5.47	31.71	RMS	34.7	-21.5	0	44.91	-	-	-	-	204	115	H
8	5.47	32.21	RMS	34.7	-21.5	0	45.41	-	-	-	-	204	115	H

* - indicates frequency in CFR47 Pt 15 / IC RSS-Restricted Band

Pk - Peak detector

RMS - RMS detection

VERTICAL PEAK AND AVERAGE PLOT



VERTICAL DATA

Trace Markers

Marker	Frequency (GHz)	Meter Reading (dBuV)	Det	3117_00168717	10dB(dB)	DC Corr (dB)	Corrected Reading (dBuV/m)	Average Limit (dBuV/m)	Margin (dB)	Peak Limit (dBuV/m)	PK Margin (dB)	Azimuth (Degs)	Height (cm)	Polarity
1	* 5.46	39.58	Pk	34.7	-21.4	0	52.88	-	-	74	-21.12	121	100	V
2	* 5.458	42.63	Pk	34.7	-21.5	0	55.83	-	-	74	-18.17	121	100	V
3	5.47	39.19	Pk	34.7	-21.4	0	52.49	-	-	68.2	-15.71	121	100	V
4	5.47	43.41	Pk	34.7	-21.4	0	56.71	-	-	68.2	-11.49	121	100	V
5	* 5.46	29.45	RMS	34.7	-21.5	0	42.65	54	-11.35	-	-	121	100	V
6	* 5.443	30.1	RMS	34.7	-21.6	0	43.2	54	-10.8	-	-	121	100	V
7	5.47	30.04	RMS	34.7	-21.5	0	43.24	-	-	-	-	121	100	V
8	5.469	30.87	RMS	34.7	-21.6	0	43.97	-	-	-	-	121	100	V

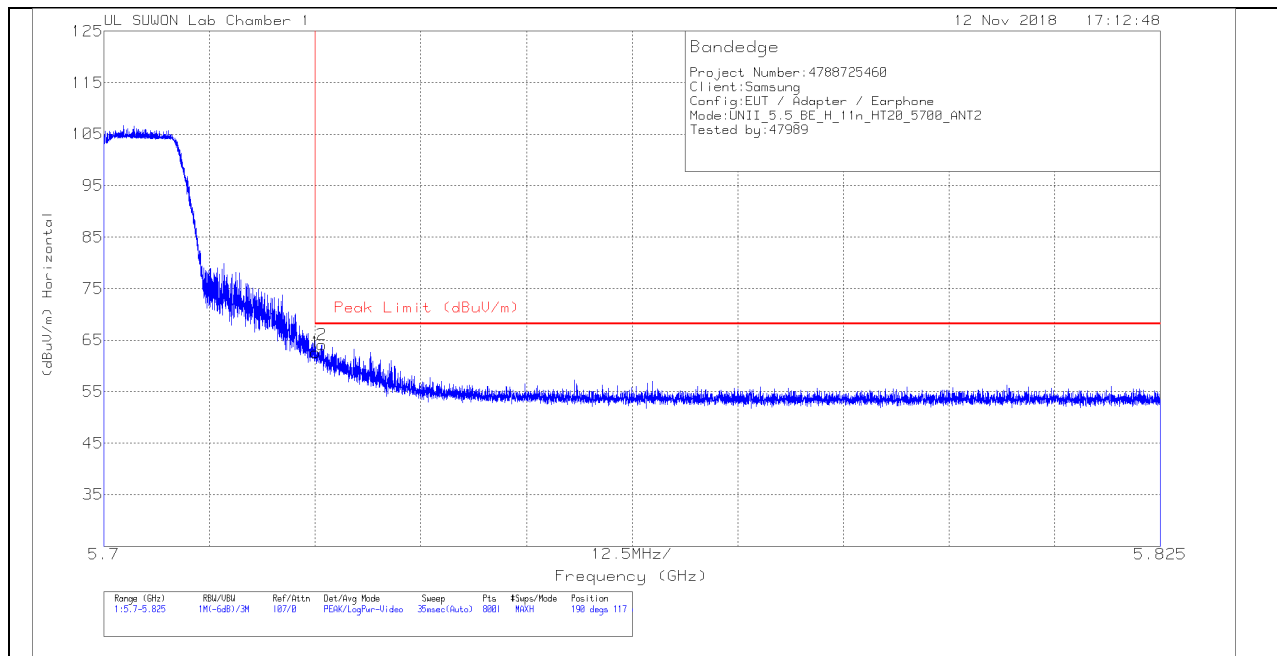
* - indicates frequency in CFR47 Pt 15 / IC RSS-Restricted Band

Pk - Peak detector

RMS - RMS detection

AUTHORIZED BANDEDGE (HIGH CHANNEL)

HORIZONTAL PEAK AND AVERAGE PLOT



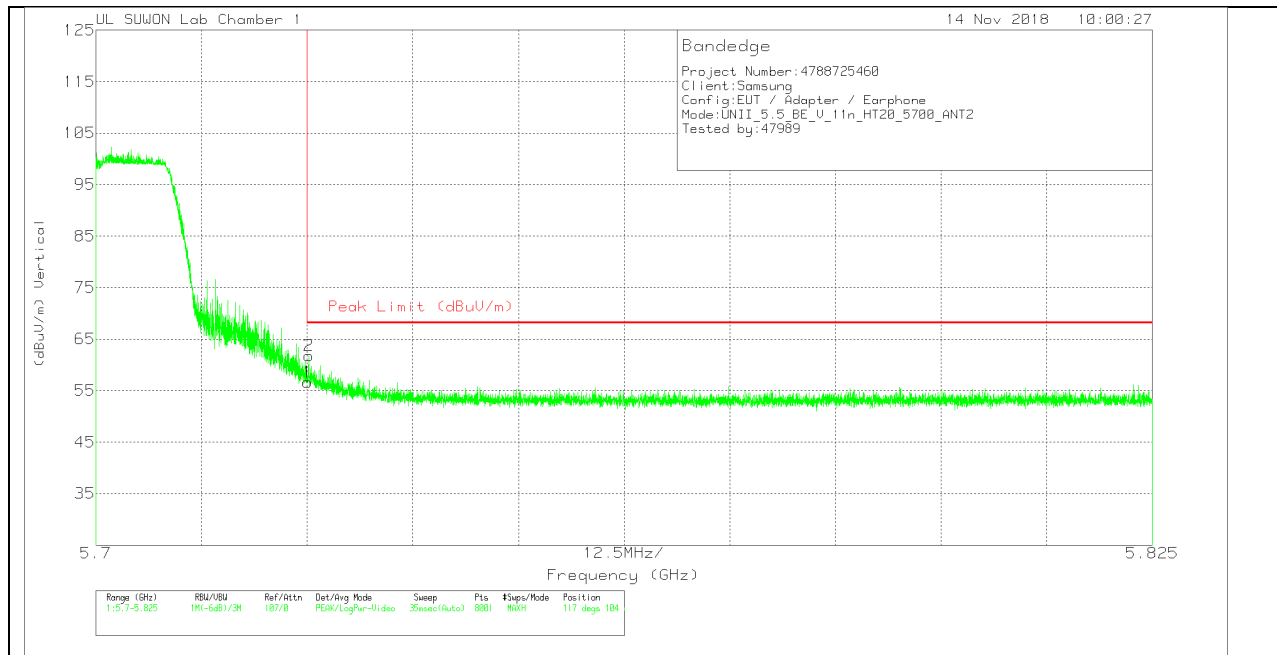
HORIZONTAL DATA

Trace Markers

Marker	Frequency (GHz)	Meter Reading (dBuV)	Det	3117_00168717	10dB[dB]	DC Corr (dB)	Corrected Reading (dBuV/m)	Peak Limit (dBuV/m)	PK Margin (dB)	Azimuth (Degs)	Height (cm)	Polarity
1	5.725	48.94	Pk	34.8	-21.1	0	62.64	68.2	-5.56	190	117	H
2	5.726	50.43	Pk	34.8	-21.1	0	64.13	68.2	-4.07	190	117	H

Pk - Peak detector

VERTICAL PEAK AND AVERAGE PLOT



VERTICAL DATA

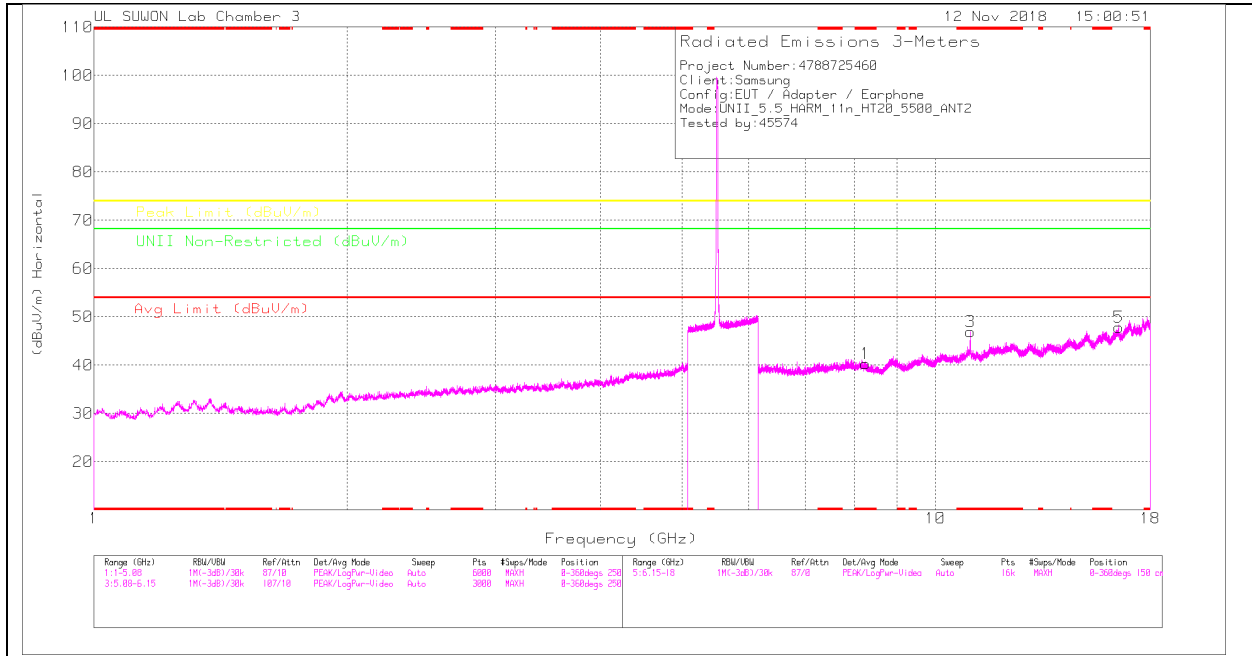
Trace Markers

Marker	Frequency (GHz)	Meter Reading (dBuV)	Det	3117_00168717	10dB[dB]	DC Corr (dB)	Corrected Reading (dBuV/m)	Peak Limit (dBuV/m)	PK Margin (dB)	Azimuth (Degs)	Height (cm)	Polarity
1	5.725	42.9	Pk	34.8	-21.1	0	56.6	68.2	-11.6	117	104	V
2	5.725	48.1	Pk	34.8	-21.1	0	61.8	68.2	-6.4	117	104	V

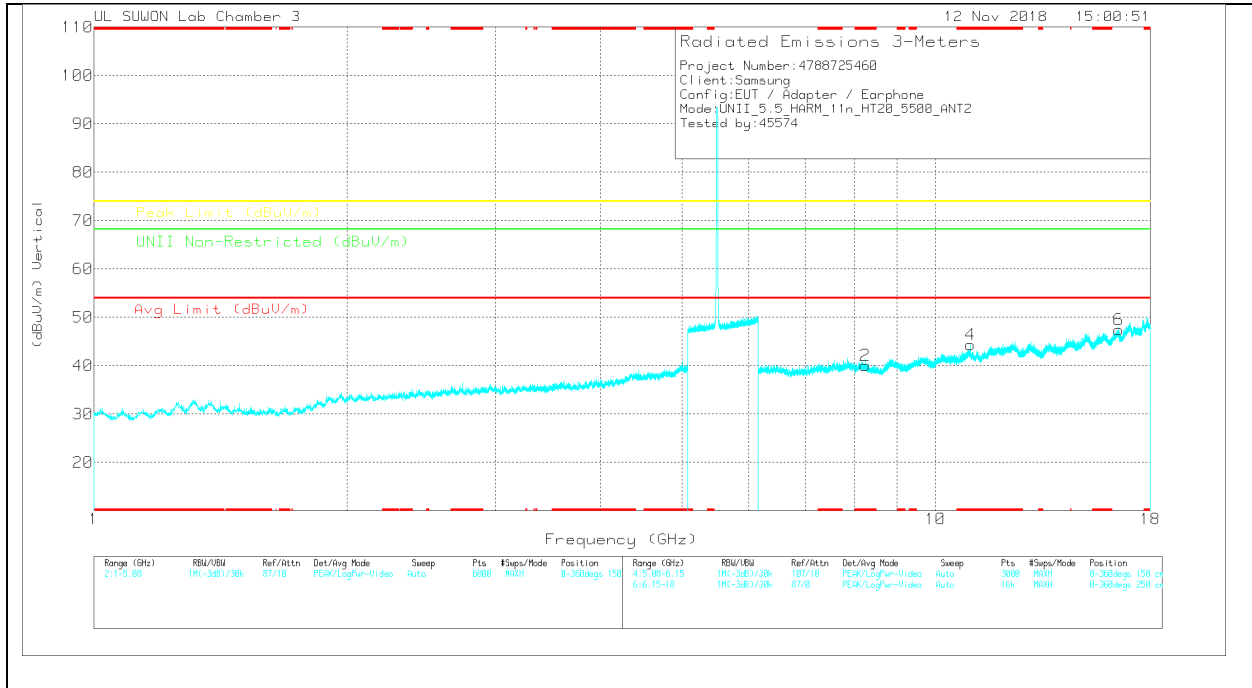
Pk - Peak detector

HARMONICS AND SPURIOUS EMISSIONS

LOW CHANNEL HORIZONTAL



LOW CHANNEL VERTICAL



Note: Emission was scanned up to 40GHz; No emissions were detected above the noise floor which was at least 20dB below the specification limit.

LOW CHANNEL DATA

Trace Markers

Marker	Frequency (GHz)	Meter Reading (dBuV)	Det	3117_00205959	6GHz_HF(dB)	DC Corr (dB)	Corrected Reading (dBuV/m)	Avg Limit (dBuV/m)	Margin (dB)	Peak Limit (dBuV/m)	Margin (dB)	Limit Non-Restricted (dBuV/m)	Margin (dB)	Azimuth (Degs)	Height (cm)	Polarity
1	* 8.253	26	PK	36.4	-22.1	0	40.3	-	-	74	-33.7	-	-	0-360	250	H
3	* 11	28.27	PK	38.2	-19.5	0	46.97	-	-	74	-27.03	-	-	0-360	250	H
5	16.502	24.19	PK	40.9	-17.3	0	47.79	-	-	-	-	68.2	-20.41	0-360	250	H
2	* 8.251	25.8	PK	36.4	-22.1	0	40.1	-	-	74	-33.9	-	-	0-360	150	V
4	* 10.998	25.67	PK	38.2	-19.5	0	44.37	-	-	74	-29.63	-	-	0-360	250	V
6	16.502	23.91	PK	40.9	-17.3	0	47.51	-	-	-	-	68.2	-20.69	0-360	250	V

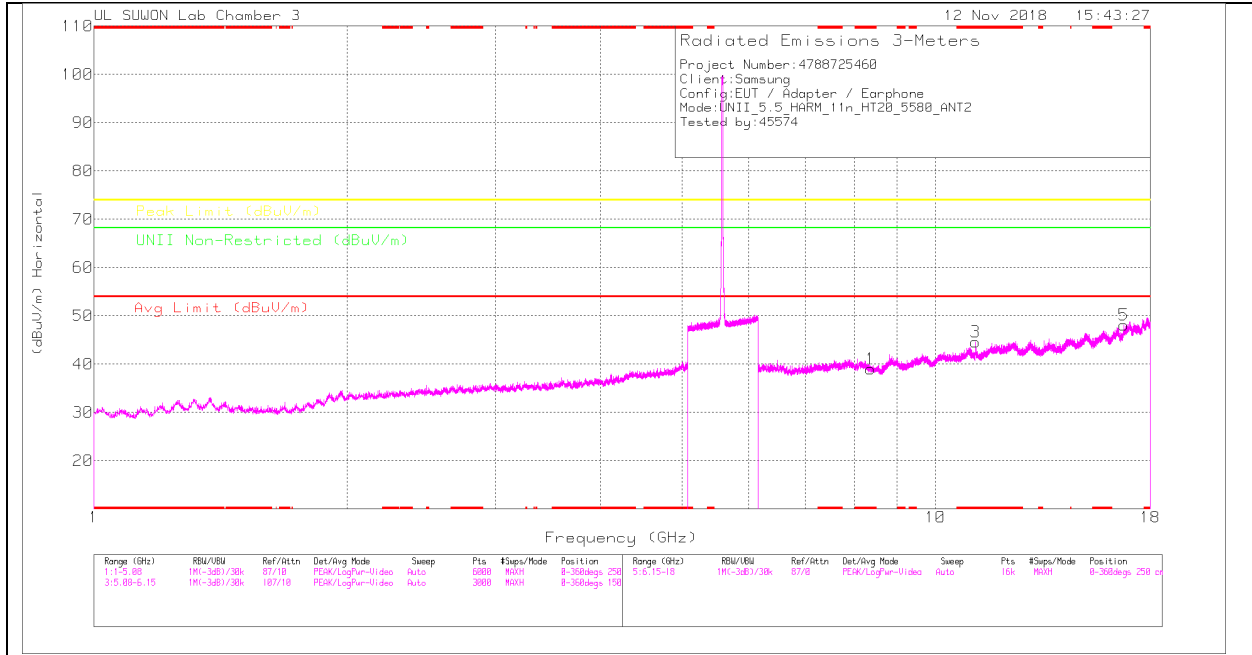
* - indicates frequency in CFR47 Pt 15 / IC RSS-Restricted Band
 PK – Peak Detector

Radiated Emissions

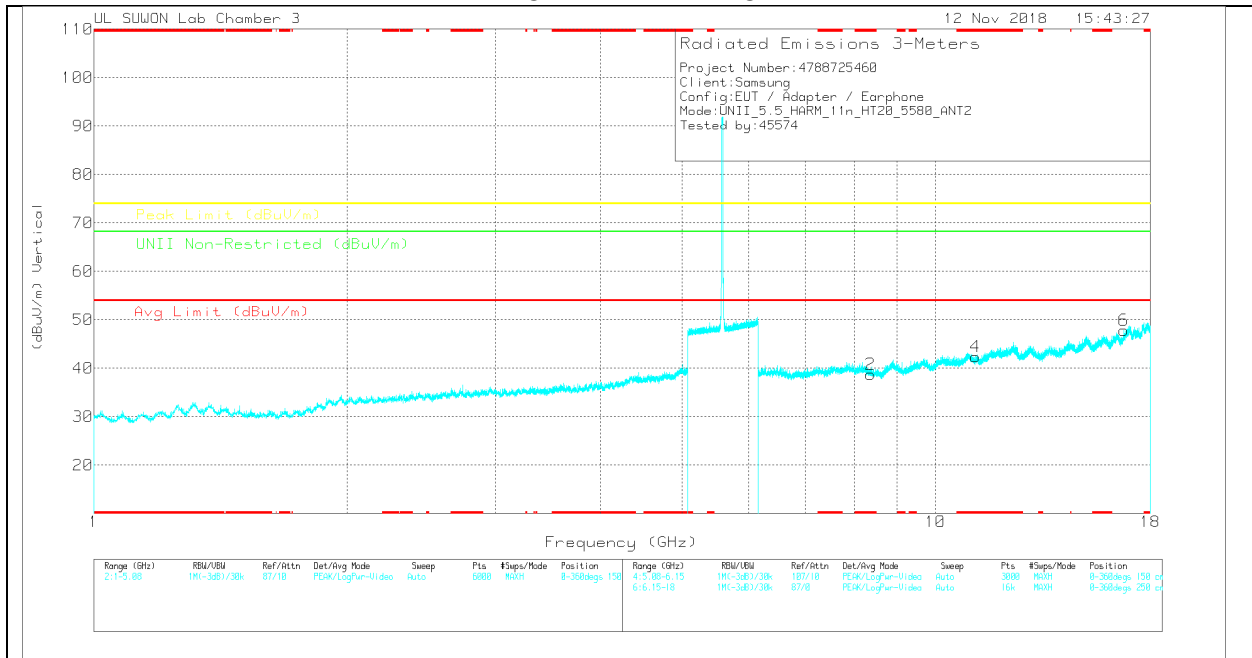
Frequency (GHz)	Meter Reading (dBuV)	Det	3117_00205959	6GHz_HF(dB)	DC Corr (dB)	Corrected Reading (dBuV/m)	Avg Limit (dBuV/m)	Margin (dB)	Peak Limit (dBuV/m)	Margin (dB)	Limit Non-Restricted (dBuV/m)	Margin (dB)	Azimuth (Degs)	Height (cm)	Polarity
* 10.998	37.38	PK-U	38.2	-19.4	0	56.18	-	-	74	-17.82	-	-	184	271	H
* 10.999	25.23	ADR	38.2	-19.4	0	44.03	54	-9.97	-	-	-	-	184	271	H
* 10.995	35.88	PK-U	38.2	-19.5	0	54.58	-	-	74	-19.42	-	-	185	391	V
* 10.998	24.15	ADR	38.2	-19.4	0	42.95	54	-11.05	-	-	-	-	185	391	V

* - indicates frequency in CFR47 Pt 15 / IC RSS-Restricted Band
 PK-U - U-NII: Maximum Peak
 ADR - U-NII AD primary method, RMS average

MID CHANNEL HORIZONTAL



MID CHANNEL VERTICAL



Note: Emission was scanned up to 40GHz; No emissions were detected above the noise floor which was at least 20dB below the specification limit.

MID CHANNEL DATA

Trace Markers

Marker	Frequency (GHz)	Meter Reading (dBuV)	Det	3117_00205959	6GHz_HF(dB)	DC Corr (dB)	Corrected Reading (dBuV/m)	Avg Limit (dBuV/m)	Margin (dB)	Peak Limit (dBuV/m)	Margin (dB)	ULN Non-Restricted (dBuV/m)	Margin (dB)	Azimuth (Degs)	Height (cm)	Polarity
1	* 8.371	24.69	PK	36.3	-22	0	38.99	-	-	74	-35.01	-	-	0-360	250	H
3	* 11.159	25.84	PK	38.3	-19.6	0	44.54	-	-	74	-29.46	-	-	0-360	250	H
5	16.739	23.72	PK	41.3	-16.9	0	48.12	-	-	-	-	68.2	-20.08	0-360	250	H
2	* 8.371	24.43	PK	36.3	-22	0	38.73	-	-	74	-35.27	-	-	0-360	250	V
4	* 11.159	23.7	PK	38.3	-19.6	0	42.4	-	-	74	-31.6	-	-	0-360	250	V
6	16.736	23.45	PK	41.3	-16.9	0	47.85	-	-	-	-	68.2	-20.35	0-360	250	V

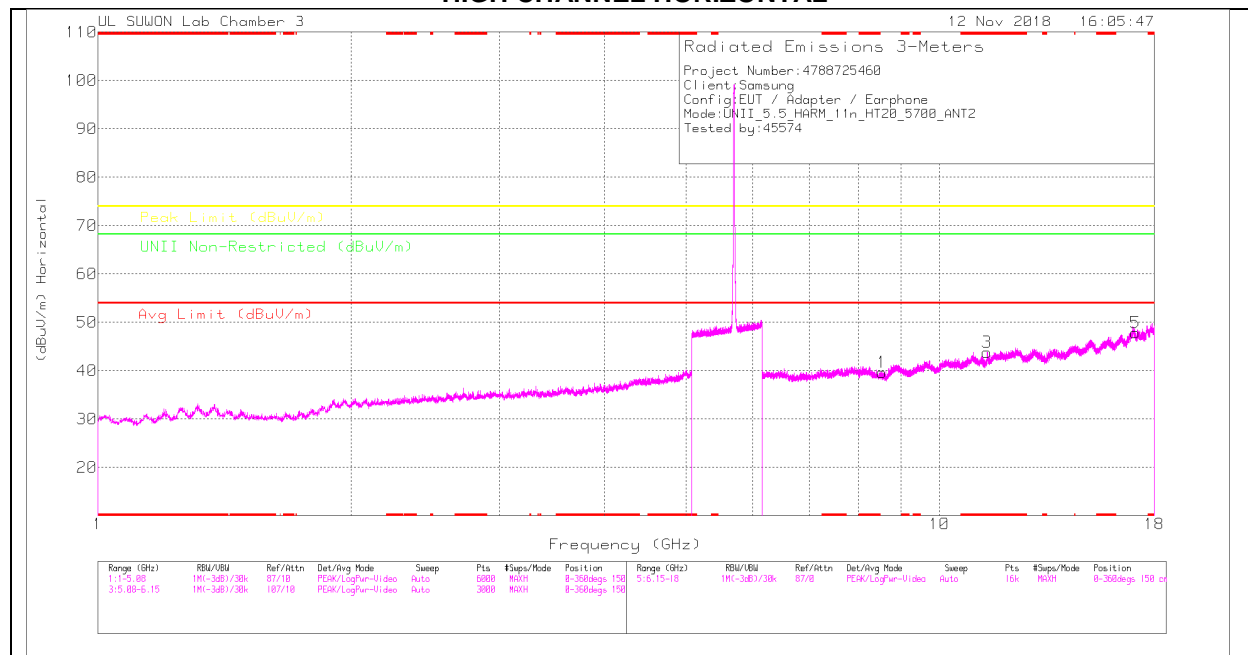
* - indicates frequency in CFR47 Pt 15 / IC RSS-Restricted Band
 PK – Peak Detector

Radiated Emissions

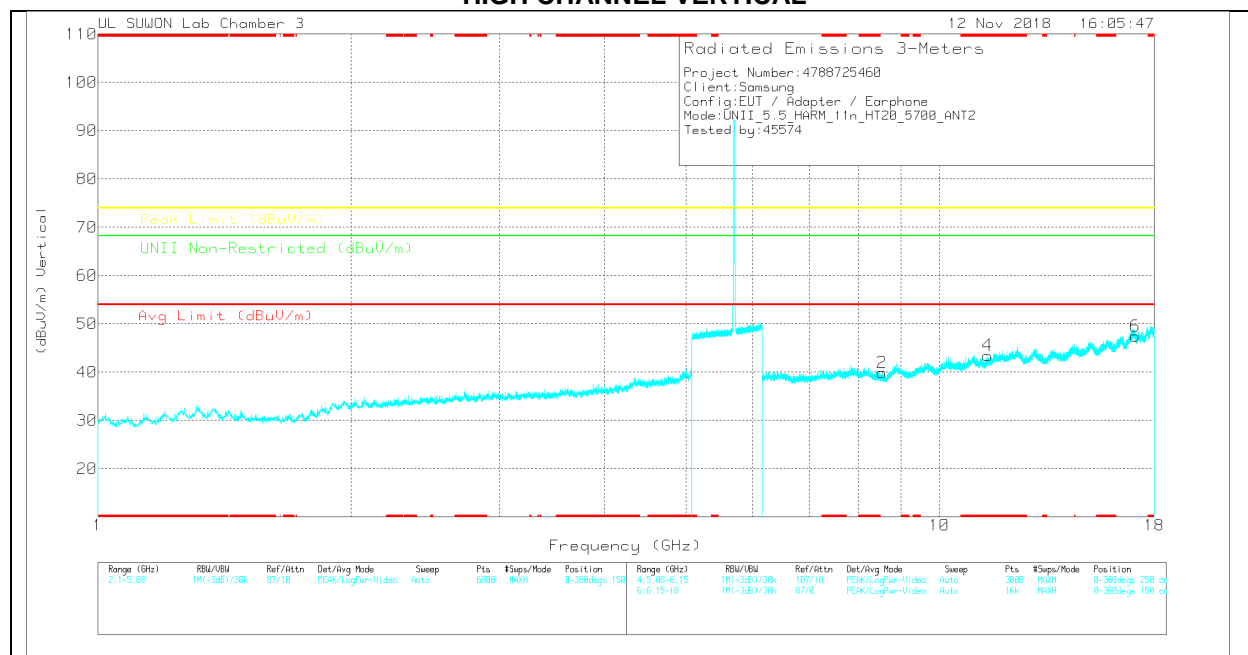
Frequency (GHz)	Meter Reading (dBuV)	Det	3117_00205959	6GHz_HF(dB)	DC Corr (dB)	Corrected Reading (dBuV/m)	Avg Limit (dBuV/m)	Margin (dB)	Peak Limit (dBuV/m)	Margin (dB)	ULN Non-Restricted (dBuV/m)	Margin (dB)	Azimuth (Degs)	Height (cm)	Polarity
* 11.157	37.1	PK-U	38.3	-19.7	0	55.7	-	-	74	-18.3	-	-	189	280	H
* 11.16	25.54	ADR	38.3	-19.7	0	44.14	54	-9.86	-	-	-	-	189	280	H
* 11.159	34.31	PK-U	38.3	-19.6	0	53.01	-	-	74	-20.99	-	-	182	371	V
* 11.162	23.08	ADR	38.3	-19.7	0	41.68	54	-12.32	-	-	-	-	182	371	V

* - indicates frequency in CFR47 Pt 15 / IC RSS-Restricted Band
 PK-U - U-NII: Maximum Peak
 ADR - U-NII AD primary method, RMS average

HIGH CHANNEL HORIZONTAL



HIGH CHANNEL VERTICAL



Note: Emission was scanned up to 40GHz; No emissions were detected above the noise floor which was at least 20dB below the specification limit.

HIGH CHANNEL DATA

Trace Markers

Marker	Frequency (GHz)	Meter Reading (dBuV)	Det	1117_00205959	6GHz_HF(dB)	DC Corr (dB)	Corrected Reading (dBuV/m)	Avg Limit (dBuV/m)	Margin (dB)	Peak Limit (dBuV/m)	Margin (dB)	Limit Non-Restricted (dBuV/m)	Margin (dB)	Azimuth (Degs)	Height (cm)	Polarity
1	8.552	24.72	PK	36.3	-21.3	0	39.72	-	-	-	-	68.2	-28.48	0-360	250	H
3	*11.398	25.06	PK	38.4	-19.6	0	43.86	-	-	74	-30.14	-	-	0-360	250	H
5	17.101	22.37	PK	41.6	-16.1	0	47.87	-	-	-	-	68.2	-20.33	0-360	250	H
2	8.551	24.92	PK	36.3	-21.3	0	39.92	-	-	-	-	68.2	-28.28	0-360	150	V
4	*11.401	24.59	PK	38.5	-19.6	0	43.49	-	-	74	-30.51	-	-	0-360	250	V
6	17.102	21.89	PK	41.6	-16	0	47.49	-	-	-	-	68.2	-20.71	0-360	250	V

* - indicates frequency in CFR47 Pt 15 / IC RSS-Restricted Band
 PK – Peak Detector

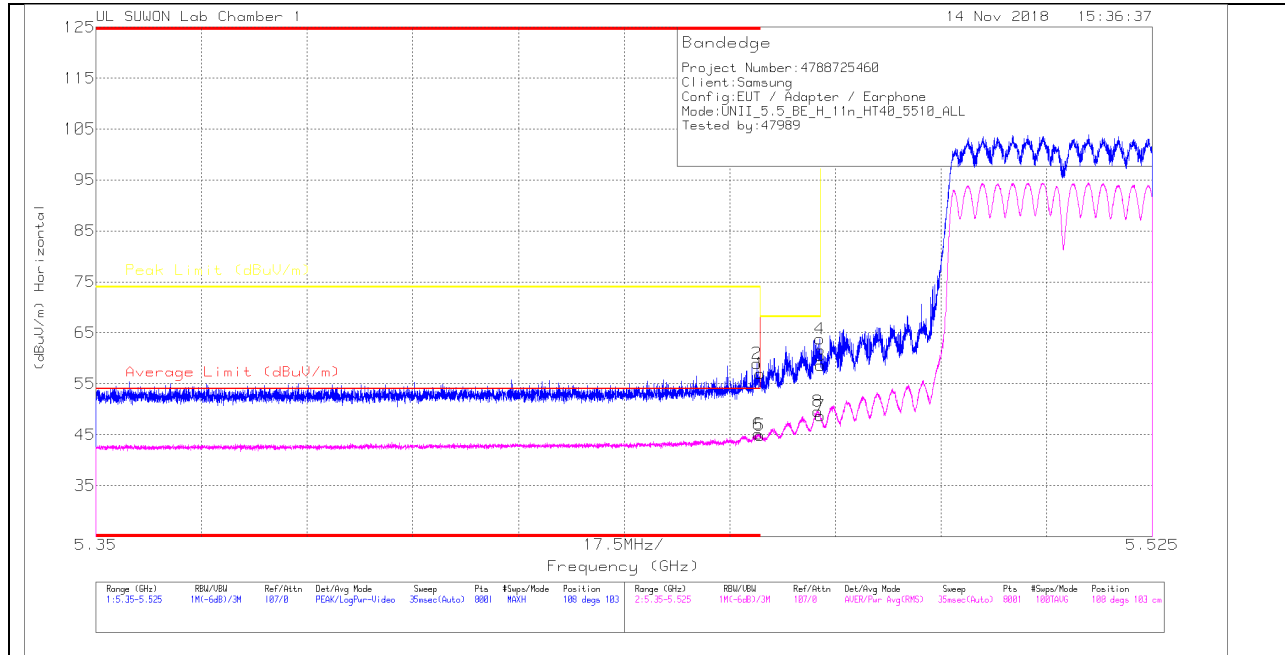
Radiated Emissions

Frequency (GHz)	Meter Reading (dBuV)	Det	1117_00205959	6GHz_HF(dB)	DC Corr (dB)	Corrected Reading (dBuV/m)	Avg Limit (dBuV/m)	Margin (dB)	Peak Limit (dBuV/m)	Margin (dB)	Limit Non-Restricted (dBuV/m)	Margin (dB)	Azimuth (Degs)	Height (cm)	Polarity
*11.157	37.1	PK-U	38.3	-19.7	0	55.7	-	-	74	-18.3	-	-	189	280	H
*11.16	25.54	ADR	38.3	-19.7	0	44.14	54	-9.86	-	-	-	-	189	280	H
*11.159	34.31	PK-U	38.3	-19.6	0	53.01	-	-	74	-20.99	-	-	182	371	V
*11.162	23.08	ADR	38.3	-19.7	0	41.68	54	-12.32	-	-	-	-	182	371	V

* - indicates frequency in CFR47 Pt 15 / IC RSS-Restricted Band
 PK-U - U-NII: Maximum Peak
 ADR - U-NII AD primary method, RMS average

11.3.7. TX ABOVE 1GHz 802.11n HT40 2Tx CDD MODE IN THE 5.5GHz BAND RESTRICTED BANDEDGE (LOW CHANNEL)

HORIZONTAL PEAK AND AVERAGE PLOT



HORIZONTAL DATA

Trace Markers

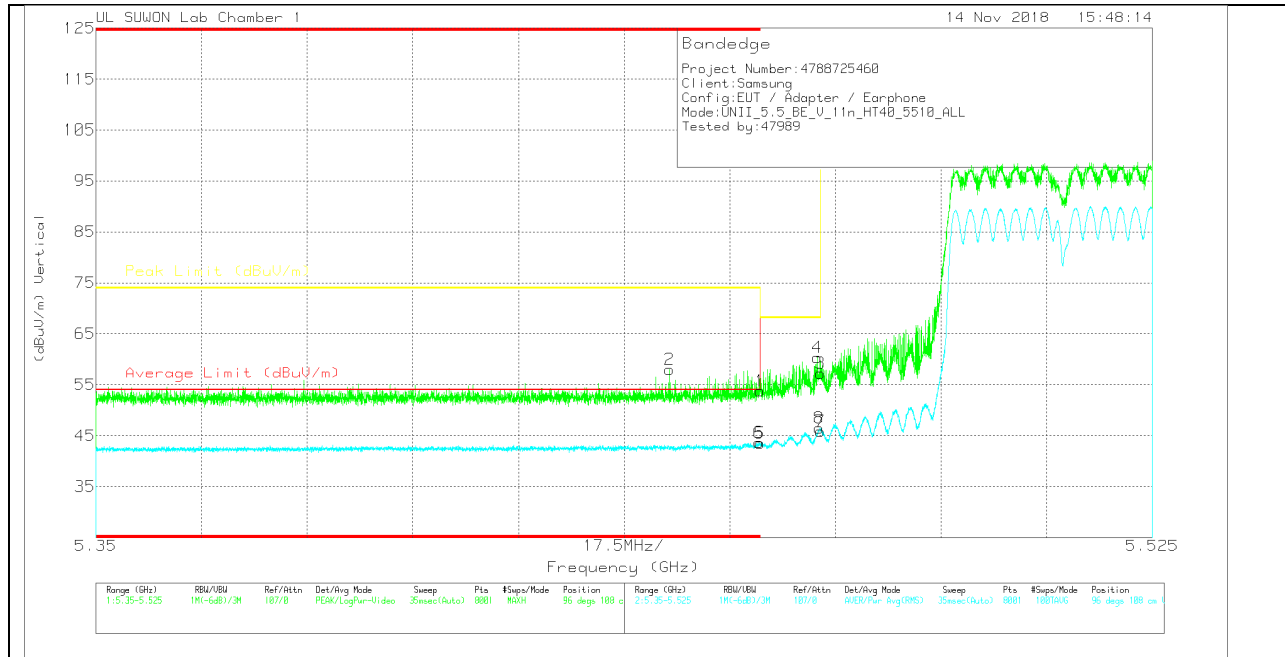
Marker	Frequency (GHz)	Meter Reading (dBuV)	Det	3117_00168717	10dB(dB)	DC Corr (dB)	Corrected Reading (dBuV/m)	Average Limit (dBuV/m)	Margin (dB)	Peak Limit (dBuV/m)	PK Margin (dB)	Azimuth (Degs)	Height (cm)	Polarity
1	* 5.46	43.68	Pk	34.7	-21.4	0	56.98	-	-	74	-17.02	108	103	H
2	* 5.459	45.72	Pk	34.7	-21.4	0	59.02	-	-	74	-14.98	108	103	H
3	5.47	45.27	Pk	34.7	-21.4	0	58.57	-	-	68.2	-9.63	108	103	H
4	5.47	50.51	Pk	34.7	-21.4	0	63.81	-	-	68.2	-4.39	108	103	H
5	* 5.46	31.67	RMS	34.7	-21.5	0	44.87	54	-9.13	-	-	108	103	H
6	* 5.46	31.97	RMS	34.7	-21.5	0	45.17	54	-8.83	-	-	108	103	H
7	5.47	35.53	RMS	34.7	-21.5	0	48.73	-	-	-	-	108	103	H
8	5.47	36.53	RMS	34.7	-21.6	0	49.63	-	-	-	-	108	103	H

* - indicates frequency in CFR47 Pt 15 / IC RSS-Restricted Band

Pk - Peak detector

RMS - RMS detection

VERTICAL PEAK AND AVERAGE PLOT



VERTICAL DATA

Trace Markers

Marker	Frequency (GHz)	Meter Reading (dBuV)	Det	3117_00168717	10dB(dB)	DC Corr (dB)	Corrected Reading (dBuV/m)	Average Limit (dBuV/m)	Margin (dB)	Peak Limit (dBuV/m)	PK Margin (dB)	Azimuth (Degs)	Height (cm)	Polarity
1	* 5.46	40.49	Pk	34.7	-21.4	0	53.79	-	-	74	-20.21	96	108	V
2	* 5.445	44.82	Pk	34.7	-21.5	0	58.02	-	-	74	-15.98	96	108	V
3	5.47	43.98	Pk	34.7	-21.4	0	57.28	-	-	68.2	-10.92	96	108	V
4	5.47	46.99	Pk	34.7	-21.4	0	60.29	-	-	68.2	-7.91	96	108	V
5	* 5.46	30.32	RMS	34.7	-21.5	0	43.52	54	-10.48	-	-	96	108	V
6	* 5.46	30.4	RMS	34.7	-21.5	0	43.6	54	-10.4	-	-	96	108	V
7	5.47	32.71	RMS	34.7	-21.5	0	45.91	-	-	-	-	96	108	V
8	5.47	33.33	RMS	34.7	-21.5	0	46.53	-	-	-	-	96	108	V

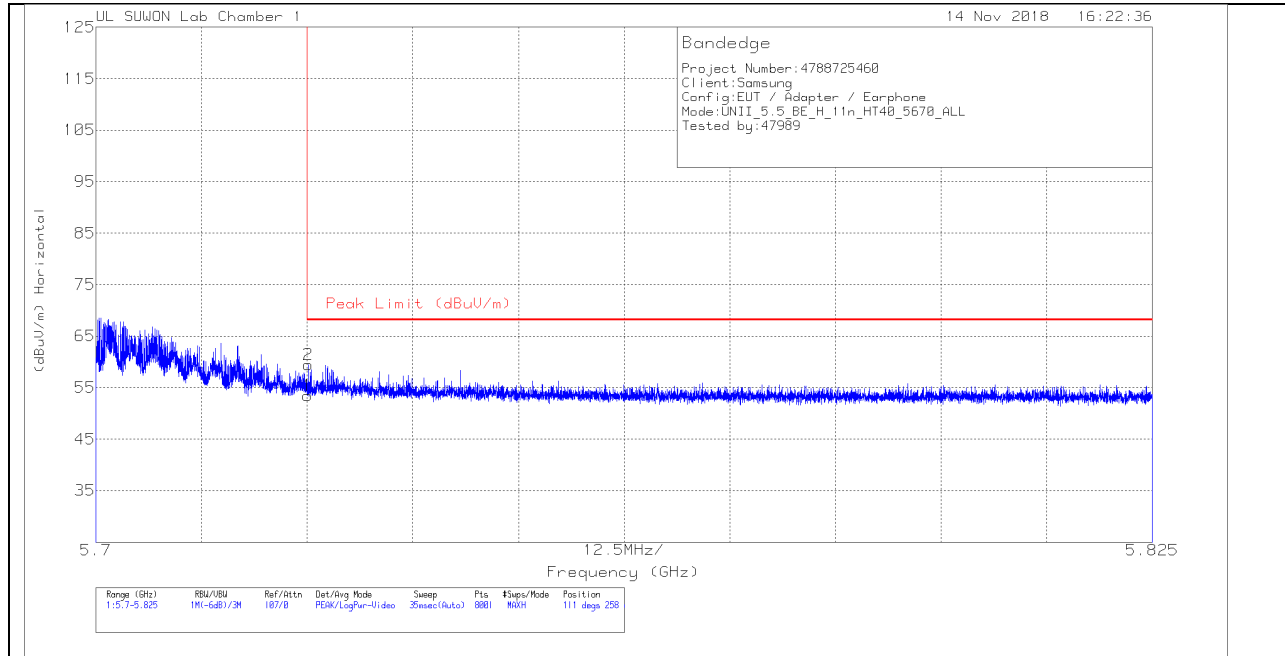
* - indicates frequency in CFR47 Pt 15 / IC RSS-Restricted Band

Pk - Peak detector

RMS - RMS detection

AUTHORIZED BANDEDGE (HIGH CHANNEL)

HORIZONTAL PEAK AND AVERAGE PLOT



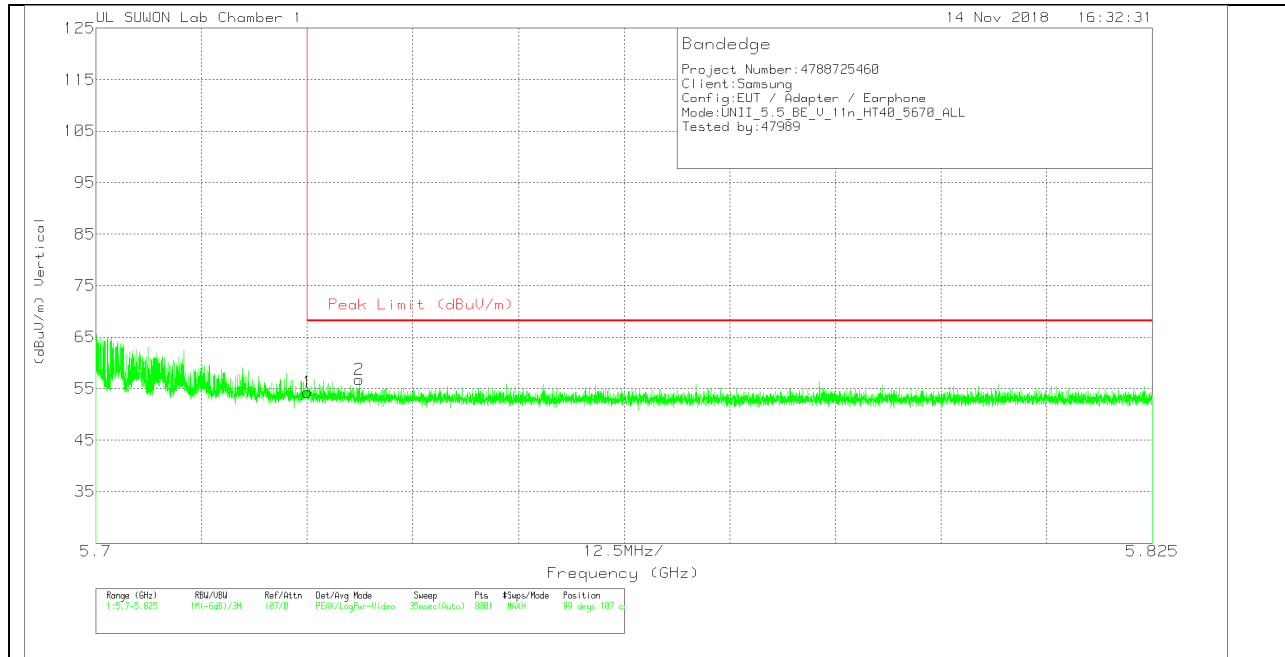
HORIZONTAL DATA

Trace Markers

Marker	Frequency (GHz)	Meter Reading (dBuV)	Det	3117_00168717	10dB[dB]	DC Corr (dB)	Corrected Reading (dBuV/m)	Peak Limit (dBuV/m)	PK Margin (dB)	Azimuth (Degs)	Height (cm)	Polarity
1	5.725	39.78	Pk	34.8	-21.1	0	53.48	68.2	-14.72	111	258	H
2	5.725	45.79	Pk	34.8	-21.1	0	59.49	68.2	-8.71	111	258	H

Pk - Peak detector

VERTICAL PEAK AND AVERAGE PLOT



VERTICAL DATA

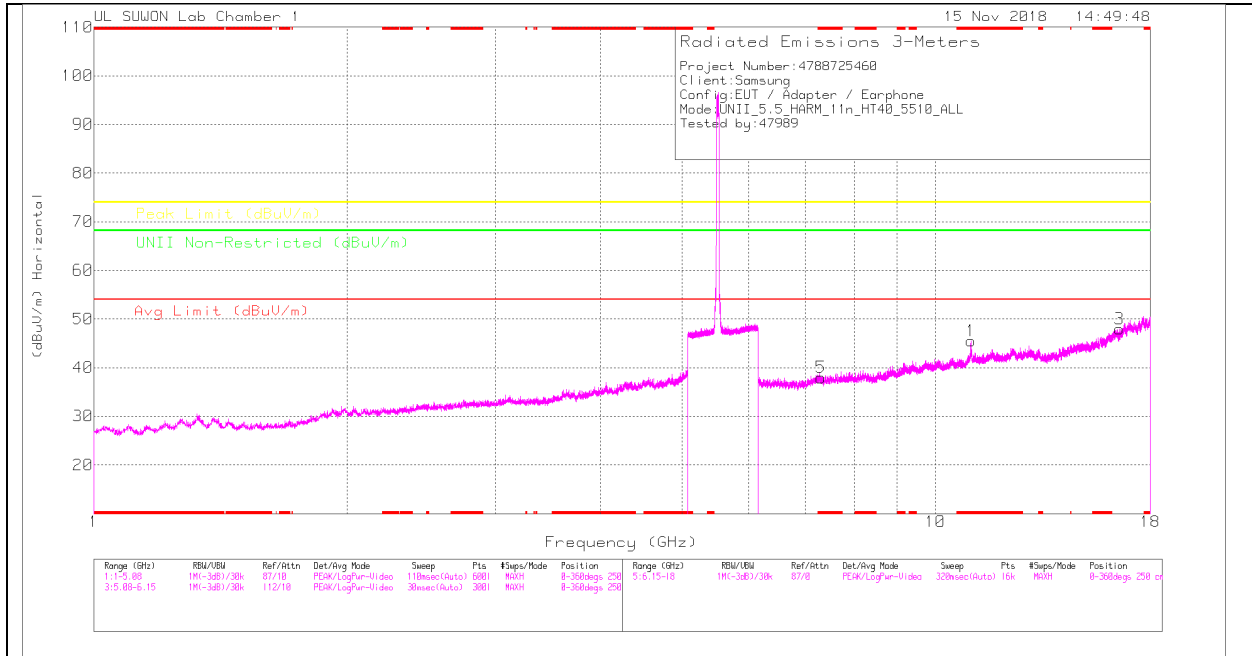
Trace Markers

Marker	Frequency (GHz)	Meter Reading (dBuV)	Det	3117_00168717	10dB[dB]	DC Corr (dB)	Corrected Reading (dBuV/m)	Peak Limit (dBuV/m)	PK Margin (dB)	Azimuth (Degs)	Height (cm)	Polarity
1	5.725	40.58	Pk	34.8	-21.1	0	54.28	68.2	-13.92	99	107	V
2	5.731	43.04	Pk	34.8	-21.1	0	56.74	68.2	-11.46	99	107	V

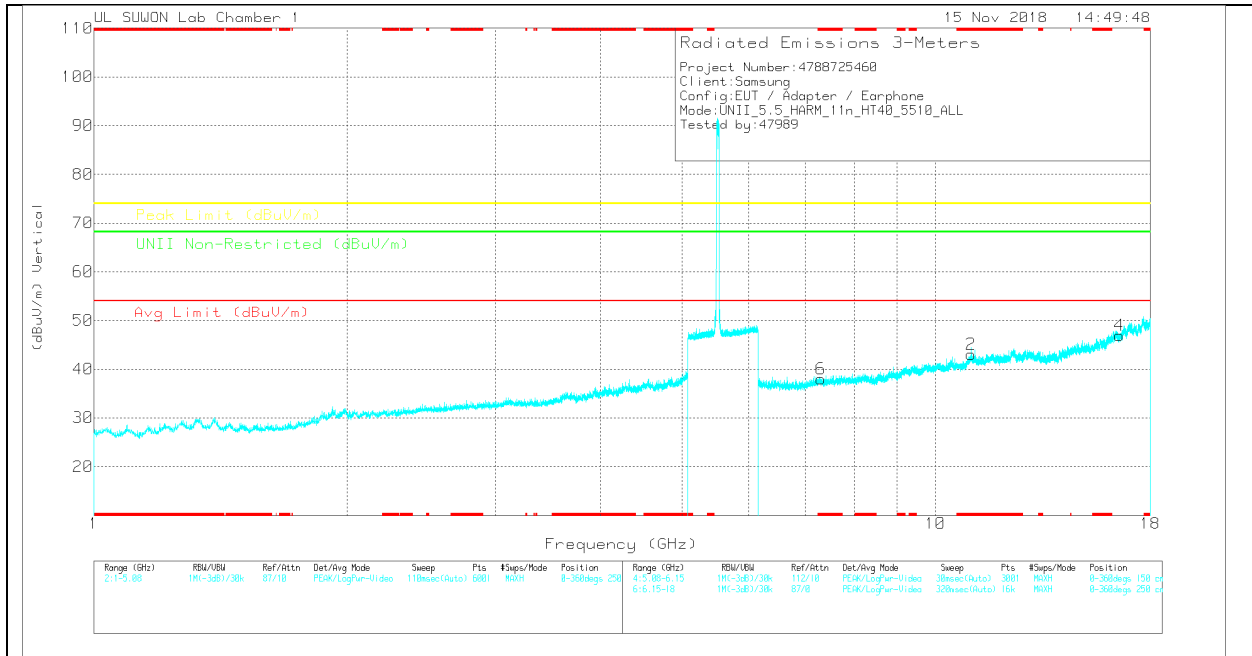
Pk - Peak detector

HARMONICS AND SPURIOUS EMISSIONS

LOW CHANNEL HORIZONTAL



LOW CHANNEL VERTICAL



Note: Emission was scanned up to 40GHz; No emissions were detected above the noise floor which was at least 20dB below the specification limit.

LOW CHANNEL DATA

Trace Markers

Marker	Frequency (GHz)	Meter Reading (dBuV)	Det	3117_00168717	6GHz_HF(dB)	DC Corr (dB)	Corrected Reading (dBuV/m)	Avg Limit (dBuV/m)	Margin (dB)	Peak Limit (dBuV/m)	Margin (dB)	Limit Non-Restricted (dBuV/m)	Margin (dB)	Azimuth (Degs)	Height (cm)	Polarity
1	*11.026	28.94	Avg	38.2	-21.6	0	45.54	-	-	74	-28.46	-	-	0-360	250	H
3	16.536	26.36	Avg	40.9	-19.3	0	47.96	-	-	-	-	68.2	-20.24	0-360	150	H
5	*7.313	29.14	Avg	35.8	-27	0	37.94	-	-	74	-36.06	-	-	0-360	150	H
2	*11.024	26.41	Avg	38.2	-21.6	0	43.01	-	-	74	-30.99	-	-	0-360	250	V
4	16.536	25.36	Avg	40.9	-19.3	0	46.96	-	-	-	-	68.2	-21.24	0-360	250	V
6	*7.308	29.1	Avg	35.8	-26.9	0	38	-	-	74	-36	-	-	0-360	250	V

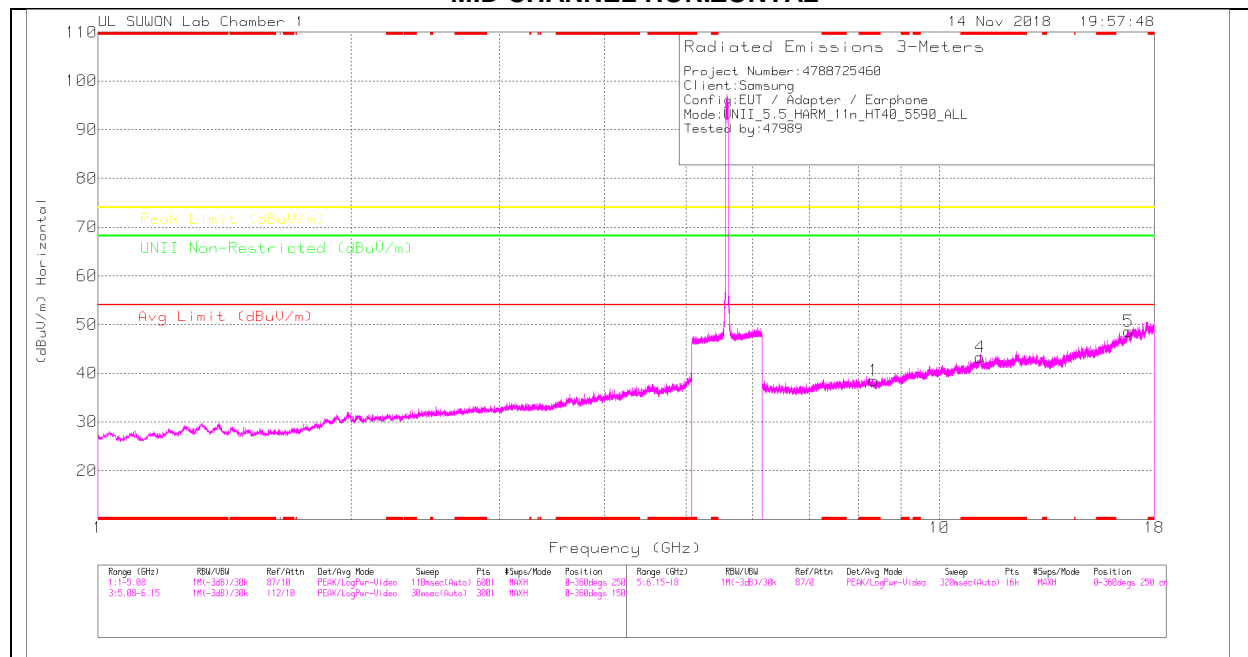
* - indicates frequency in CFR47 Pt 15 / IC RSS-Restricted Band
 PK – Peak Detector

Radiated Emissions

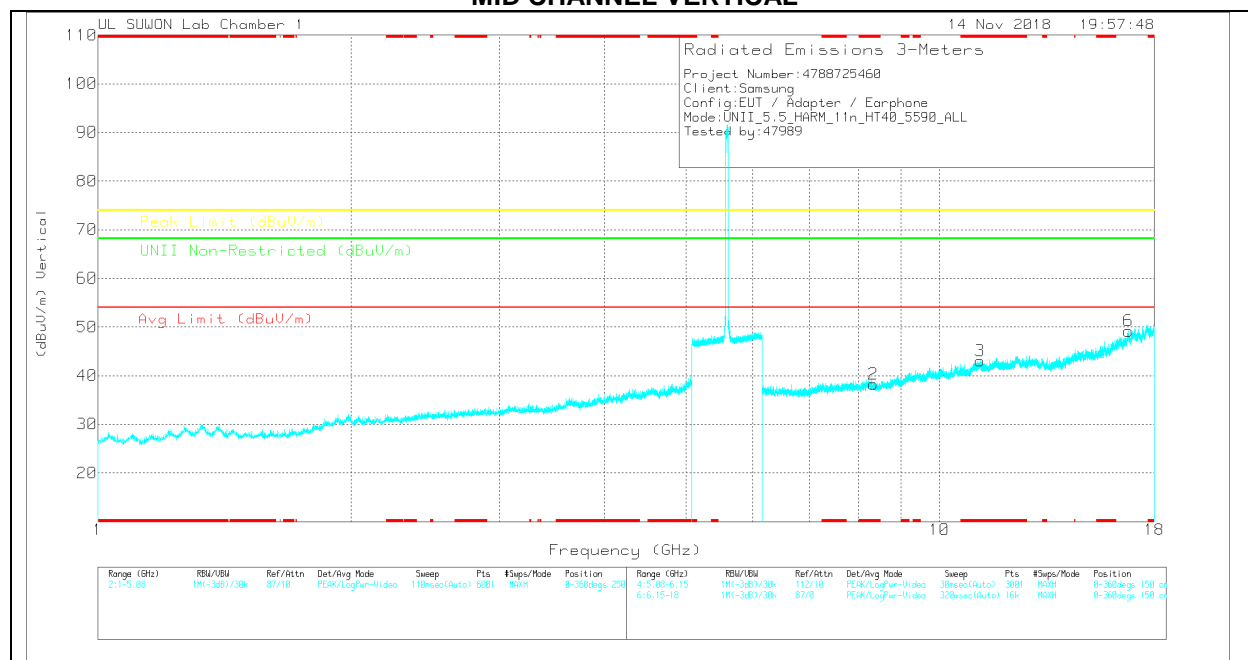
Frequency (GHz)	Meter Reading (dBuV)	Det	3117_00168717	6GHz_HF(dB)	DC Corr (dB)	Corrected Reading (dBuV/m)	Avg Limit (dBuV/m)	Margin (dB)	Peak Limit (dBuV/m)	Margin (dB)	Limit Non-Restricted (dBuV/m)	Margin (dB)	Azimuth (Degs)	Height (cm)	Polarity
*11.018	39.77	PK-U	38.2	-21.6	0	56.37	-	-	74	-17.63	-	-	220	218	H
*11.02	26.61	ADR	38.2	-21.6	0	43.21	54	-10.79	-	-	-	-	220	218	H
*11.028	37.31	PK-U	38.2	-21.7	0	53.81	-	-	74	-20.19	-	-	165	187	V
*11.019	25.13	ADR	38.2	-21.6	0	41.73	54	-12.27	-	-	-	-	165	187	V

* - indicates frequency in CFR47 Pt 15 / IC RSS-Restricted Band
 PK-U - U-NII: Maximum Peak
 ADR - U-NII AD primary method, RMS average

MID CHANNEL HORIZONTAL



MID CHANNEL VERTICAL



Note: Emission was scanned up to 40GHz; No emissions were detected above the noise floor which was at least 20dB below the specification limit.

MID CHANNEL DATA

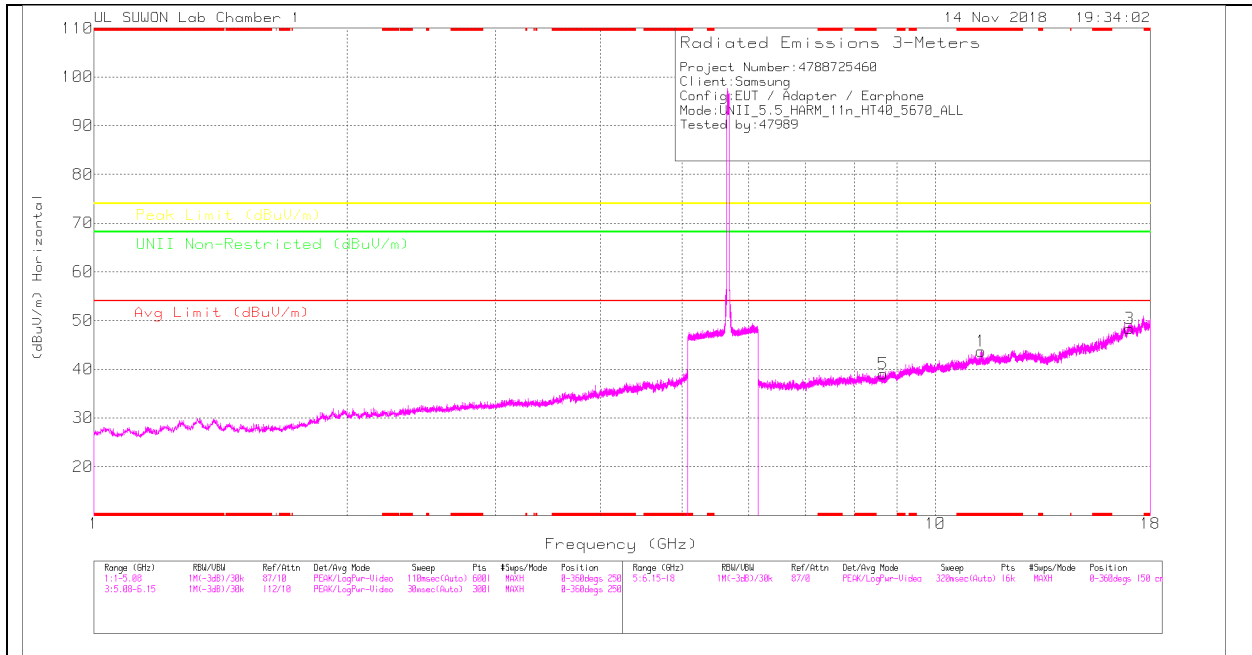
Trace Markers

Marker	Frequency (GHz)	Meas Reading (dBuV)	Det	3117_00188717	60Hz_HF(dB)	DC Corr (dB)	Corrected Reading (dBuV/m)	Avg Limit (dBuV/m)	Margin (dB)	Peak Limit (dBuV/m)	Margin (dB)	Limit Non-Restricted (dBuV/m)	Margin (dB)	Altitude (Degs)	Height (cm)	Polarity
1	* 8.358	27.87	PK	36.3	-25.6	0	38.57	-	-	74	-35.43	-	-	0-360	150	H
4	* 11.179	27.43	PK	38.3	-22.4	0	43.33	-	-	74	-30.67	-	-	0-360	250	H
5	16.765	24.4	PK	41.4	-17.2	0	48.6	-	-	-	-	68.2	-19.6	0-360	150	H
2	* 8.346	27.41	PK	36.3	-25.5	0	38.21	-	-	74	-35.79	-	-	0-360	250	V
3	* 11.18	27.19	PK	38.3	-22.4	0	43.09	-	-	74	-30.91	-	-	0-360	250	V
6	16.768	24.99	PK	41.4	-17.2	0	49.19	-	-	-	-	68.2	-19.01	0-360	150	V

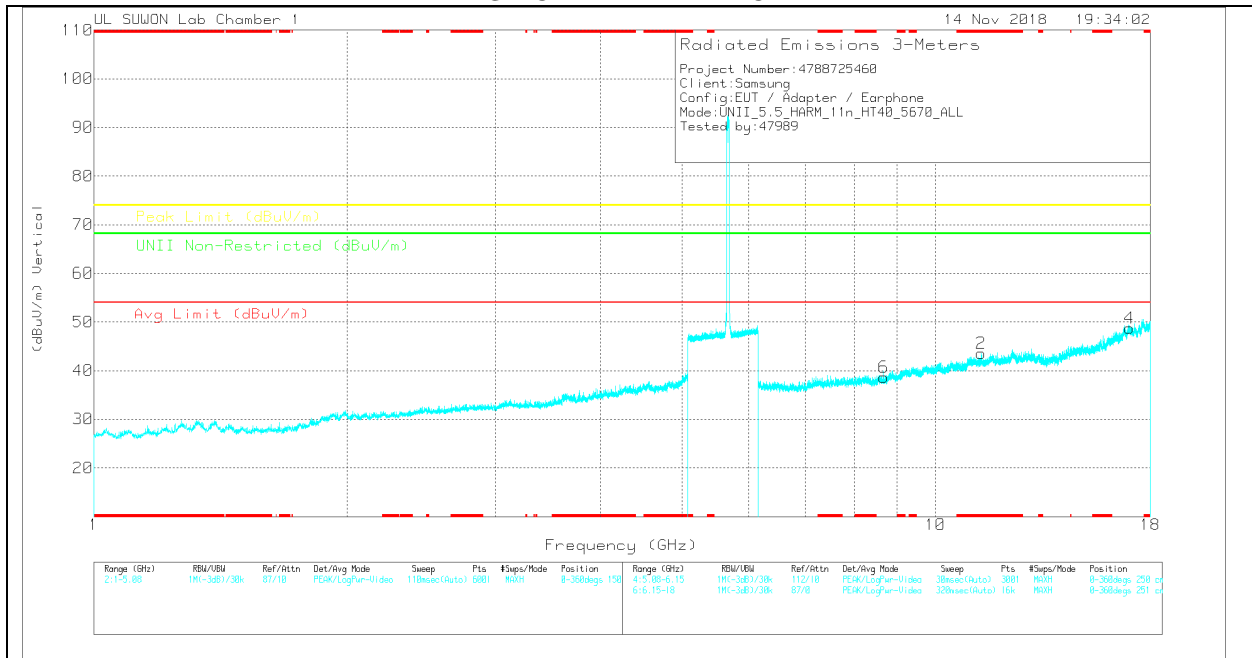
* - indicates frequency in CFR47 Pt 15 / IC RSS-Restricted Band
 PK – Peak detector

Note: Only peak measurement was performed. Because peak measurement result of unwanted emission is less than average limit (54dBuV/m).

HIGH CHANNEL HORIZONTAL



HIGH CHANNEL VERTICAL



Note: Emission was scanned up to 40GHz; No emissions were detected above the noise floor which was at least 20dB below the specification limit.

HIGH CHANNEL DATA

Trace Markers

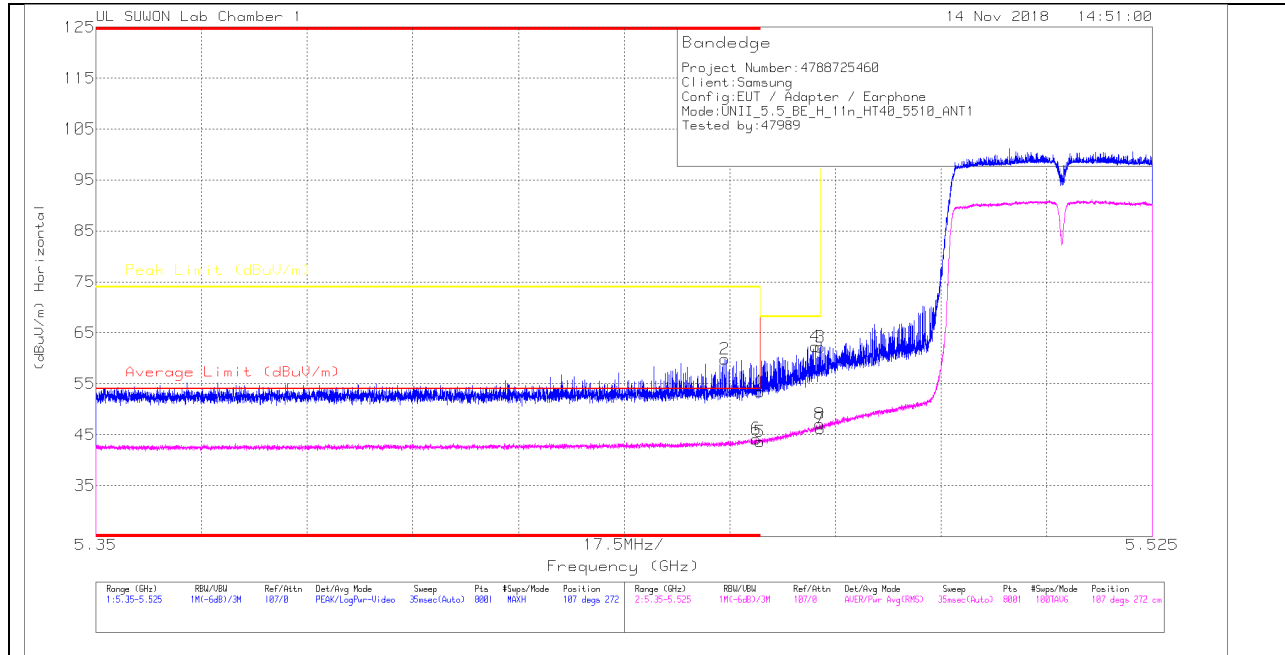
Marker	Frequency (GHz)	Meas Reading (dBuV)	Det	3117_00108717	SfM1_hr[dB]	DC Corr (dB)	Corrected Reading (dBuV/m)	Avg Limit (dBuV/m)	Margin (dB)	Peak Limit (dBuV/m)	Margin (dB)	Limit Non-Restricted (dBuV/m)	Margin (dB)	Azimuth (Degs)	Height (cm)	Polarity
1	* 11.34	27.49	PK	38.4	-22.2	0	43.69	-	-	74	-30.31	-	-	0-360	250	H
3	17.016	24	PK	41.7	-17.3	0	48.4	-	-	-	-	68.2	-19.8	0-360	250	H
5	8.672	27.98	PK	36.4	-25.4	0	38.98	-	-	-	-	68.2	-29.22	0-360	150	H
2	* 11.341	27.41	PK	38.4	-22.2	0	43.61	-	-	74	-30.39	-	-	0-360	251	V
4	17.011	24.44	PK	41.7	-17.4	0	48.74	-	-	-	-	68.2	-19.46	0-360	251	V
6	8.674	27.64	PK	36.4	-25.4	0	38.64	-	-	-	-	68.2	-29.56	0-360	251	V

* - indicates frequency in CFR47 Pt 15 / IC RSS-Restricted Band
 PK – Peak Detector

Note: Only peak measurement was performed. Because peak measurement result of unwanted emission is less than average limit (54dBuV/m).

11.3.8.TX ABOVE 1GHz 802.11n HT40 1Tx ANT1 IN THE 5.5GHz BAND RESTRICTED BANDEDGE (LOW CHANNEL)

HORIZONTAL PEAK AND AVERAGE PLOT



HORIZONTAL DATA

Trace Markers

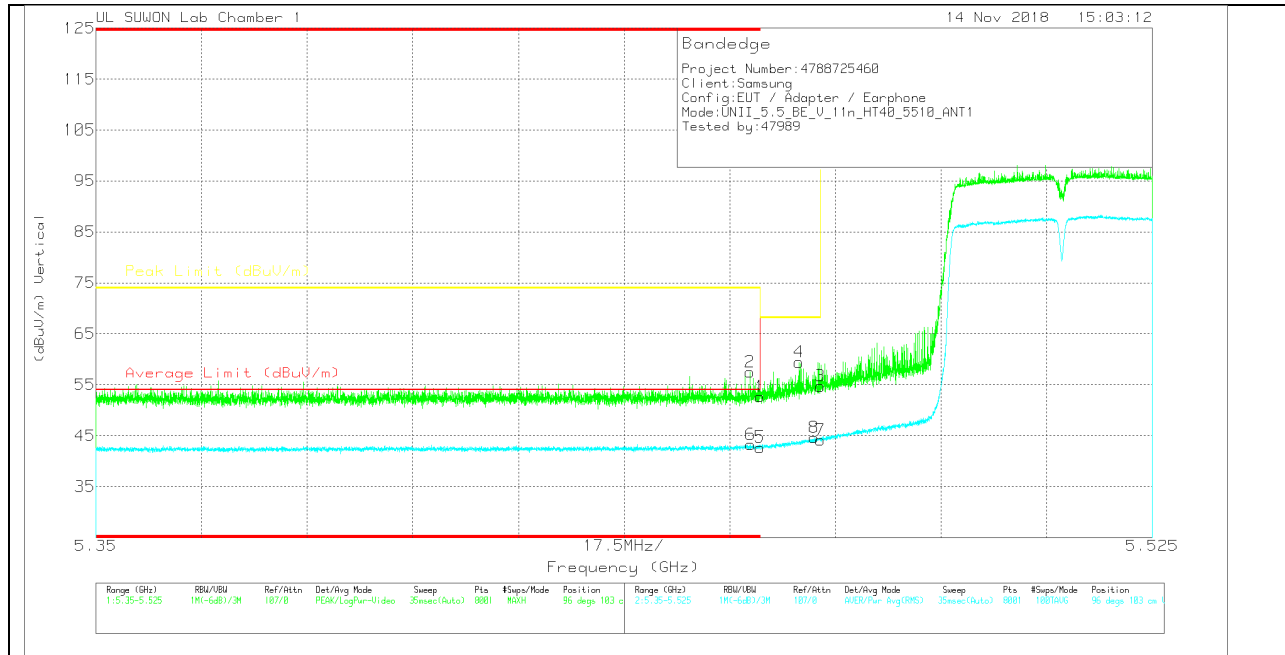
Marker	Frequency (GHz)	Meter Reading (dBuV)	Det	3117_00168717	10dB(dB)	DC Corr (dB)	Corrected Reading (dBuV/m)	Average Limit (dBuV/m)	Margin (dB)	Peak Limit (dBuV/m)	PK Margin (dB)	Azimuth (Degs)	Height (cm)	Polarity
1	* 5.46	40.18	Pk	34.7	-21.4	0	53.48	-	-	74	-20.52	107	272	H
2	* 5.454	46.55	Pk	34.7	-21.4	0	59.85	-	-	74	-14.15	107	272	H
3	5.47	48.92	Pk	34.7	-21.4	0	62.22	-	-	68.2	-5.98	107	272	H
4	5.469	49	Pk	34.7	-21.4	0	62.3	-	-	68.2	-5.9	107	272	H
5	* 5.46	30.48	RMS	34.7	-21.5	0	43.68	54	-10.32	-	-	107	272	H
6	* 5.459	31	RMS	34.7	-21.5	0	44.2	54	-9.8	-	-	107	272	H
7	5.47	33.07	RMS	34.7	-21.5	0	46.27	-	-	-	-	107	272	H
8	5.47	33.9	RMS	34.7	-21.5	0	47.1	-	-	-	-	107	272	H

* - indicates frequency in CFR47 Pt 15 / IC RSS-Restricted Band

Pk - Peak detector

RMS - RMS detection

VERTICAL PEAK AND AVERAGE PLOT



VERTICAL DATA

Trace Markers

Marker	Frequency (GHz)	Meter Reading (dBuV)	Det	3117_00168717	10dB(dB)	DC Corr (dB)	Corrected Reading (dBuV/m)	Average Limit (dBuV/m)	Margin (dB)	Peak Limit (dBuV/m)	PK Margin (dB)	Azimuth (Degs)	Height (cm)	Polarity
1	* 5.46	39.4	Pk	34.7	-21.4	0	52.7	-	-	74	-21.3	96	103	V
2	* 5.458	44.24	Pk	34.7	-21.4	0	57.54	-	-	74	-16.46	96	103	V
3	5.47	41.42	Pk	34.7	-21.4	0	54.72	-	-	68.2	-13.48	96	103	V
4	5.466	46.12	Pk	34.7	-21.4	0	59.42	-	-	68.2	-8.78	96	103	V
5	* 5.46	29.52	RMS	34.7	-21.5	0	42.72	54	-11.28	-	-	96	103	V
6	* 5.458	30.19	RMS	34.7	-21.6	0	43.29	54	-10.71	-	-	96	103	V
7	5.47	30.94	RMS	34.7	-21.5	0	44.14	-	-	-	-	96	103	V
8	5.469	31.54	RMS	34.7	-21.6	0	44.64	-	-	-	-	96	103	V

* - indicates frequency in CFR47 Pt 15 / IC RSS-Restricted Band

Pk - Peak detector

RMS - RMS detection