

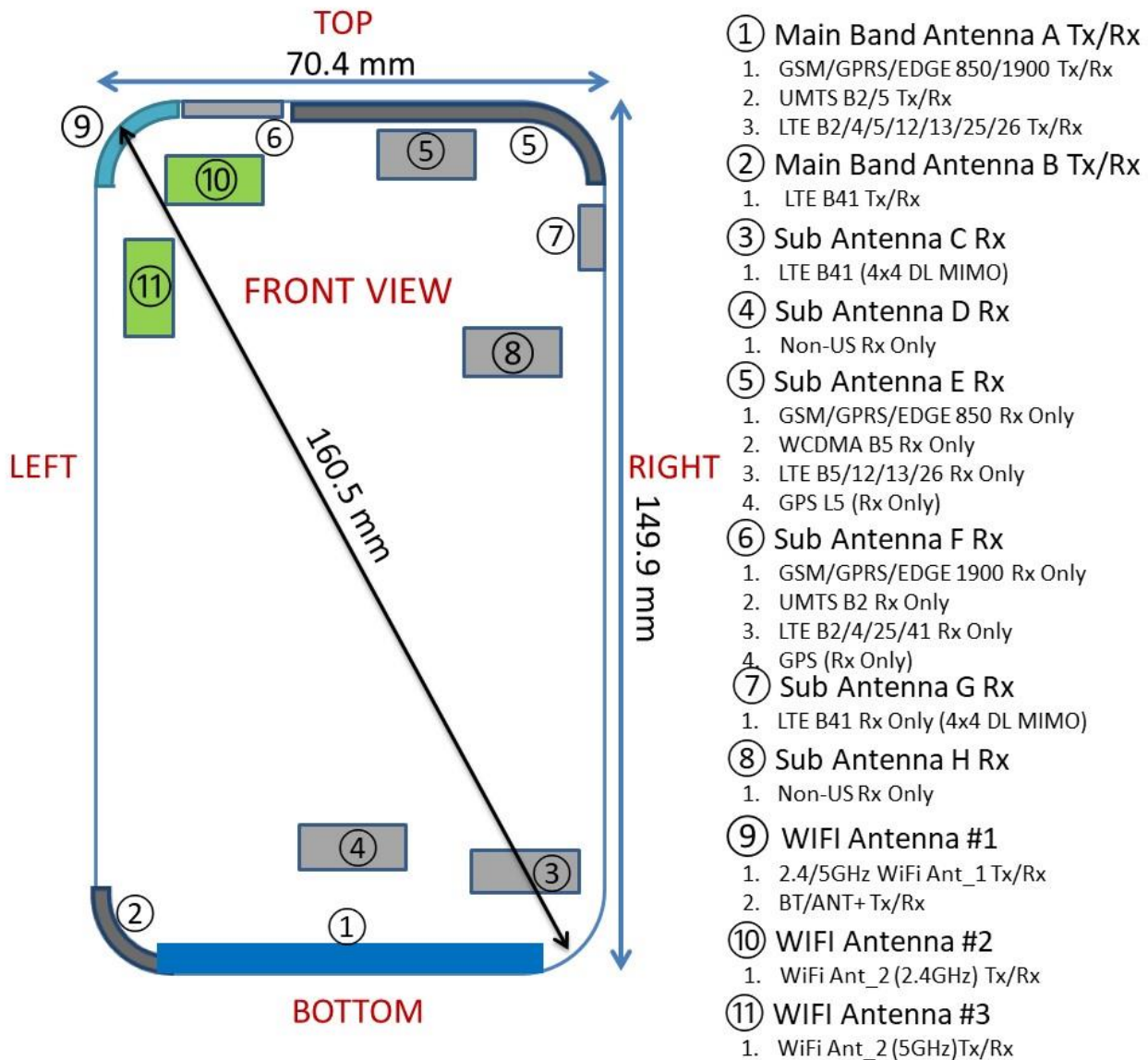




## APPENDIX F: DUT ANTENNA DIAGRAM & SAR TEST SETUP PHOTOGRAPHS

<b>FCC ID</b> A3LSMG9730		<b>SAR EVALUATION REPORT</b>		<b>Approved by:</b> Quality Manager
<b>Test Dates:</b> 12/17/18 - 1/21/19	<b>DUT Type:</b> Portable Handset	APPENDIX F: Page 1 of 14		



Note: Exact antenna dimensions and separation distances are shown in the Technical Descriptions in the FCC Filing.

**Figure F-1**  
**DUT Antenna Locations**

FCC ID A3LSMG9730		SAR EVALUATION REPORT		Approved by: Quality Manager
Test Dates: 12/17/18 - 1/21/19	DUT Type: Portable Handset			APPENDIX F: Page 2 of 14

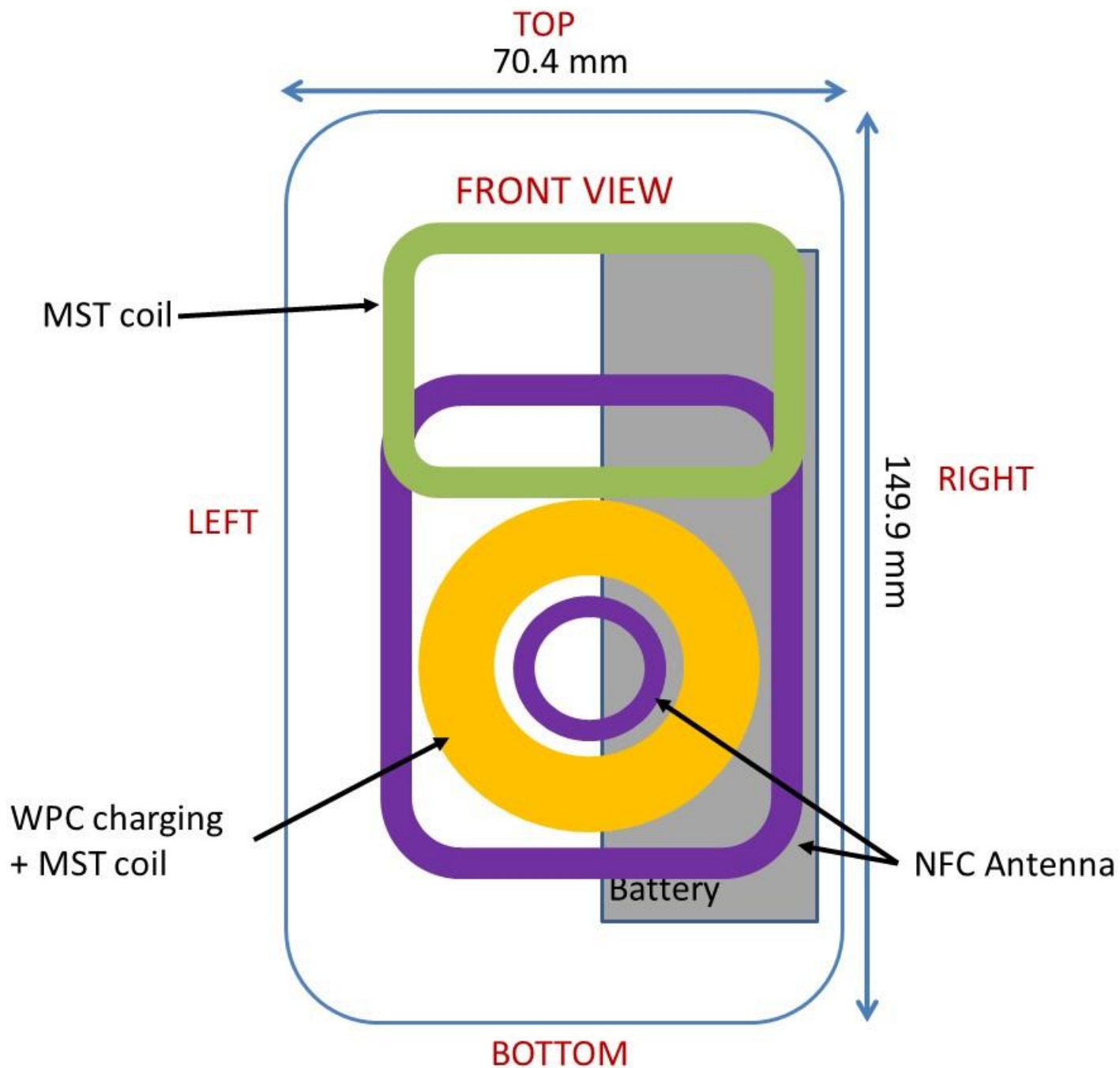






Figure F-2  
MST/NFC Antenna and WPC Locations



FCC ID A3LSMG9730		SAR EVALUATION REPORT		Approved by: Quality Manager
Test Dates: 12/17/18 - 1/21/19	DUT Type: Portable Handset			APPENDIX F: Page 3 of 14




**SAR Test Setup Photo 1 – Right Cheek**




**SAR Test Setup Photo 2 – Right Tilt**



<b>FCC ID</b> A3LSMG9730		<b>SAR EVALUATION REPORT</b>		<b>Approved by:</b> Quality Manager
<b>Test Dates:</b> 12/17/18 - 1/21/19	<b>DUT Type:</b> Portable Handset			<b>APPENDIX F:</b> Page 4 of 14




**SAR Test Setup Photo 3 – Left Cheek**




**SAR Test Setup Photo 4 – Left Tilt**



<b>FCC ID</b> A3LSMG9730		<b>SAR EVALUATION REPORT</b>		<b>Approved by:</b> Quality Manager
<b>Test Dates:</b> 12/17/18 - 1/21/19	<b>DUT Type:</b> Portable Handset			<b>APPENDIX F:</b> Page 5 of 14




**SAR Test Setup Photo 5 – Back Side at 15 mm**




**SAR Test Setup Photo 6 – Back Side at 10 mm**

<b>FCC ID</b> A3LSMG9730		<b>SAR EVALUATION REPORT</b>		<b>Approved by:</b> Quality Manager
<b>Test Dates:</b> 12/17/18 - 1/21/19	<b>DUT Type:</b> Portable Handset			<b>APPENDIX F:</b> Page 6 of 14








**SAR Test Setup Photo 7 – Back Side at 6 mm**




**SAR Test Setup Photo 8 – Back Side at 0 mm**



<b>FCC ID</b> A3LSMG9730		<b>SAR EVALUATION REPORT</b>		<b>Approved by:</b> Quality Manager
<b>Test Dates:</b> 12/17/18 - 1/21/19	<b>DUT Type:</b> Portable Handset			<b>APPENDIX F:</b> Page 7 of 14




**SAR Test Setup Photo 9 – Front Side at 10 mm**



**SAR Test Setup Photo 10 – Front Side at 4 mm**

<b>FCC ID</b> A3LSMG9730		<b>SAR EVALUATION REPORT</b>		<b>Approved by:</b> Quality Manager
<b>Test Dates:</b> 12/17/18 - 1/21/19	<b>DUT Type:</b> Portable Handset			<b>APPENDIX F:</b> Page 8 of 14







**SAR Test Setup Photo 11 – Front Side at 0 mm**



**SAR Test Setup Photo 12 – Top Side at 10 mm**



<b>FCC ID</b> A3LSMG9730		<b>SAR EVALUATION REPORT</b>		<b>Approved by:</b> Quality Manager
<b>Test Dates:</b> 12/17/18 - 1/21/19	<b>DUT Type:</b> Portable Handset			<b>APPENDIX F:</b> Page 9 of 14



**SAR Test Setup Photo 13 – Top Side at 0 mm**



**SAR Test Setup Photo 14 – Bottom Side at 10 mm**



<b>FCC ID</b> A3LSMG9730		<b>SAR EVALUATION REPORT</b>		<b>Approved by:</b> Quality Manager
<b>Test Dates:</b> 12/17/18 - 1/21/19	<b>DUT Type:</b> Portable Handset			<b>APPENDIX F:</b> Page 10 of 14




**SAR Test Setup Photo 15 – Bottom Side at 8 mm**



**SAR Test Setup Photo 16 – Bottom Side at 0 mm**



<b>FCC ID</b> A3LSMG9730		<b>SAR EVALUATION REPORT</b>		<b>Approved by:</b> Quality Manager
<b>Test Dates:</b> 12/17/18 - 1/21/19	<b>DUT Type:</b> Portable Handset	APPENDIX F: Page 11 of 14		



**SAR Test Setup Photo 17 – Right Side at 10 mm**



**SAR Test Setup Photo 18 – Right Side at 0 mm**



<b>FCC ID</b> A3LSMG9730		<b>SAR EVALUATION REPORT</b>		<b>Approved by:</b> Quality Manager
<b>Test Dates:</b> 12/17/18 - 1/21/19	<b>DUT Type:</b> Portable Handset			<b>APPENDIX F:</b> Page 12 of 14



**SAR Test Setup Photo 19 – Left Side at 10 mm**





**SAR Test Setup Photo 20 – Left Side at 0 mm**

<b>FCC ID</b> A3LSMG9730		<b>SAR EVALUATION REPORT</b>		<b>Approved by:</b> Quality Manager
<b>Test Dates:</b> 12/17/18 - 1/21/19	<b>DUT Type:</b> Portable Handset			<b>APPENDIX F:</b> Page 13 of 14





**SAR Test Setup Photo 21 – Horizontal and Vertical Reference Lines**

<b>FCC ID</b> A3LSMG9730		<b>SAR EVALUATION REPORT</b>		<b>Approved by:</b> Quality Manager
<b>Test Dates:</b> 12/17/18 - 1/21/19	<b>DUT Type:</b> Portable Handset			<b>APPENDIX F:</b> Page 14 of 14