

Front View of the DUT




Rear View of the DUT



Setup Photos

Handset Vertical and Horizontal Reference Lines

Vertical
Center Line



Horizontal
Line

Head Exposure Conditions


Left Touch



Left Tilt (15°)



Right Touch




Right Tilt (15°)




Body-worn Accessory Exposure Conditions

Rear 15mm



Front 15mm




Hotspot Exposure Conditions

Rear 10mm



Front 10mm



Edge 1 10mm



Edge 2 10mm



Edge 3 10mm



Edge 4 10mm



Antenna Dimensions & Separation Distances

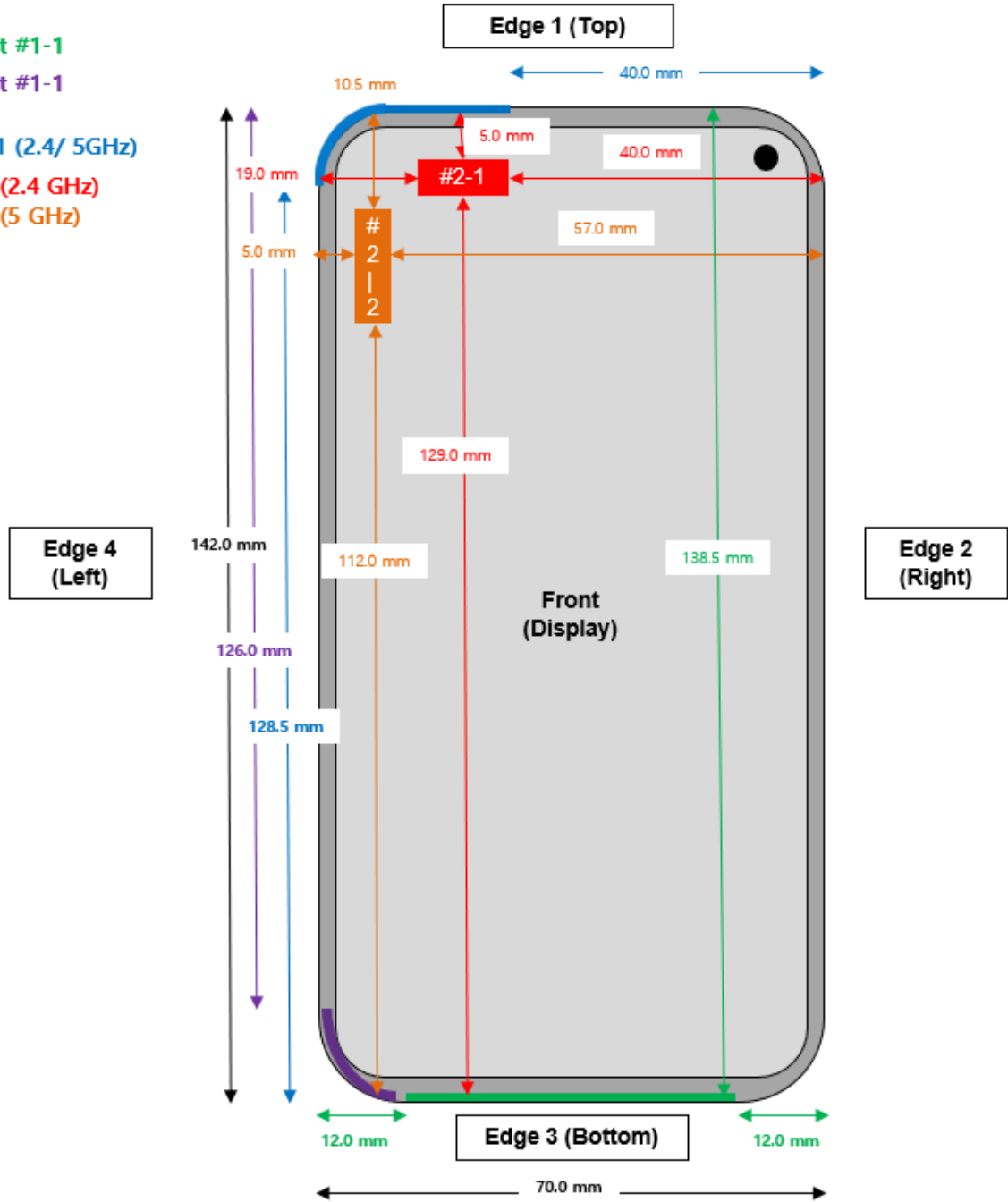
WWAN Main Ant #1-1

WWAN Main Ant #1-1
(LTE B41)

WLAN/BT Ant #1 (2.4/ 5GHz)

WLAN Ant #2-1 (2.4 GHz)

WLAN Ant #2-2 (5 GHz)



Overall Diagonal: 151.5 mm

Display Diagonal: 146.1 mm