



12. SETUP PHOTOS

12.1.1. SM-G970F (Original)

RADIATED RF AND AC LINE CONDUCTED MEASUREMENT SETUP



ORIENTATIONS AND FREQUENCY TOLERANCE OVE EXTREME CONDITIONS




X-ORIENTATION



Y-ORIENTATION




Z-ORIENTATION




**FREQUENCY TOLERANCE OVER
EXTREME CONDITIONS**

12.1.1. SM-G970N (Spot Check)


RADIATED RF MEASUREMENT SETUP




BELOW 1GHz (BACK)



BELOW 1GHz (FRONT)



BELOW 30MHz (BACK)



BELOW 30MHz (FRONT)

END OF TEST REPORT