

## 8. RF OUTPUT POWER VERIFICATION

EUT includes different power levels for head use configuration and body use configuration and the below tables contain the highest of all configurations average conducted output powers as follows

### 8.1. GSM

#### Using CMW500 Communication Test Set

Function: Menu select > GSM Mobile Station > GSM 850/900/1800/1900

Press **Connection control** to choose the different menus

Press **RESET** > choose all to reset all settings

Connection	Press <b>Signal Off</b> to turn off the signal and change settings Network Support > GSM+GPRS or GSM+EGPRS Main Service > Packet Data Service selection > Test Mode A – Auto Slot Config. off
MS Signal	Press Slot Config bottom on the right twice to select and change the number of time slots and power setting > Slot configuration > Uplink/Gamma > 33 dBm for GPRS 850/900 > 27 dBm for EGPRS 850/900 > 30 dBm for GPRS1800/1900 > 26 dBm for EGPRS1800/1900
BS Signal	Enter the same channel number for TCH channel (test channel) and BCCH channel  Frequency Offset > + 0 Hz Mode > BCCH and TCH BCCH Level > -85 dBm (May need to adjust if link is not stable) BCCH Channel > choose desire test channel [Enter the same channel number for TCH channel (test channel) and BCCH channel]  Channel Type > Off P0> 4 dB Slot Config > Unchanged (if already set under MS Signal) TCH > choose desired test channel Hopping > Off Main Timeslot > 3 (Default)
Network	Coding Scheme > CS 4 (GPRS) and MCS5 (EGPRS) Bit Stream > 2E9-1PSR Bit Pattern
AF/RF	Enter appropriate offsets for Ext. Att. Output and Ext. Att. Input
Connection	Press <b>Signal On</b> to turn on the signal and change settings

**RESULT**

**8.1.1. GSM850**

<b>ID:</b>	44351	<b>Date:</b>	10/29/18
------------	-------	--------------	----------

**GPRS (GMSK) - Coding Scheme: CS1**

Band	Ch No.	Freq. (MHz)	Power	
			1 slot	2 slots
850.0	128	824.2	33.6	31.1
	190	836.6	<b>33.6</b>	31.1
	251	848.8	33.6	31.1

**EGPRS (8PSK) - Coding Scheme: MCS5**

Band	Ch No.	Freq. (MHz)	Power	
			1 slot	2 slots
850.0	128	824.2	26.6	24.5
	190	836.6	26.6	24.5
	251	848.8	<b>26.7</b>	24.5

**8.1.2. GSM1900**

<b>ID:</b>	44351	<b>Date:</b>	10/29/18
------------	-------	--------------	----------

**GPRS (GMSK) - Coding Scheme: CS1**

Band	Ch No.	Freq. (MHz)	Power	
			1 slot	2 slots
1900.0	512	1850.2	30.4	27.1
	661	1880.0	30.4	26.8
	810	1909.8	<b>30.5</b>	26.9

**EGPRS (8PSK) - Coding Scheme: MCS5**

Band	Ch No.	Freq. (MHz)	Power	
			1 slot	2 slots
1900.0	512	1850.2	<b>25.7</b>	23.2
	661	1880.0	25.4	23.4
	810	1909.8	25.7	23.5

## 8.2. WCDMA

### TEST PROCEDURE

The transmitter output was connected to the input terminal of Directional Coupler via calibrated coaxial cable. The output coupling terminal of the Directional Coupler was directly connected to a spectrum analyzer while the output through terminal connected to the communication test set via calibrated coaxial cable.

The output power was measured with the spectrum analyzer at the low, middle and high channel in each band.

- Set the spectrum analyzer span wide enough or greater than the modulated signal BW.
- Set a spectrum analyzer at peak detection mode with VBW  $\geq$  RBW  $\geq$  26dB BW, typically 5MHz.
- Set a marker to point the corresponding peak value.

### REL 99

The following tests were completed according to the test requirements outlined in section 5.2 of the 3GPP TS34.121-1 specification. The DUT supports power Class 3, which has a nominal maximum output power of 24 dBm (+1.7/-3.7).

Mode	Subtest	Rel99
WCDMA General Settings	Loopback Mode	Test Mode 2
	Rel99 RMC	12.2kbps RMC
	Power Control Algorithm	Algorithm2
	$\beta_c/\beta_d$	8/15

### HSDPA REL 5

The following 4 Sub-tests were completed according to Release 5 procedures in section 5.2 of 3GPP TS34.121. A summary of these settings are illustrated below:

Mode	HSDPA	HSDPA	HSDPA	HSDPA	
Subtest	1	2	3	4	
W-CDMA General Settings	Loopback Mode	Test Mode 1			
	Rel99 RMC	12.2kbps RMC			
	HSDPA FRC	H-Set 1			
	Power Control Algorithm	Algorithm 2			
	Bc	2/15	12/15	15/15	15/15
	Bd	15/15	15/15	8/15	4/15
	Bd (SF)	64			
	$\beta_c/\beta_d$	2/15	12/15	15/8	15/4
	Bhs	4/15	24/15	30/15	30/15
MPR (dB)	0	0	0.5	0.5	
HSDPA Specific Settings	D <sub>ACK</sub>	8			
	D <sub>NAK</sub>	8			
	DCQI	8			
	Ack-Nack repetition factor	3			
	CQI Feedback (Table 5.2B.4)	4ms			
	CQI Repetition Factor (Table 5.2B.4)	2			
A <sub>hs</sub> = $\beta_{hs}/\beta_c$	30/15				

**HSPA (HSDPA & HSUPA)**

The following 5 Sub-tests were completed according to Release 9 procedures in section 5.2 of 3GPP TS34.121. A summary of these settings are illustrated below:

	Mode	HSPA				
	Subtest	1	2	3	4	5
WCDMA General Settings	Loopback Mode	Test Mode 1				
	Rel99 RMC	12.2 kbps RMC				
	HSDPA FRC	H-Set 1				
	HSUPA Test	HSPA				
	Power Control Algorithm	Algorithm 2				Algorithm 1
	$\beta_c$	11/15	6/15	15/15	2/15	15/15
	$\beta_d$	15/15	15/15	9/15	15/15	0
	$\beta_{ec}$	209/225	12/15	30/15	2/15	5/15
	$\beta_c/\beta_d$	11/15	6/15	15/9	2/15	-
	$\beta_{hs}$	22/15	12/15	30/15	4/15	5/15
	$\beta_{ed}$	1309/225	94/75	47/15	56/75	47/15
CM (dB)	1	3	2	3	1	
MPR (dB)	0	2	1	2	0	
HSDPA Specific Settings	DACK	8				0
	DNAK	8				0
	DCQI	8				0
	Ack-Nack repetition factor	3				
	CQI Feedback (Table 5.2B.4)	4ms				
	CQI Repetition Factor (Table 5.2B.4)	2				
	A <sub>hs</sub> = $\beta_{hs}/\beta_c$	30/15				
HSUPA Specific Settings	E-DPDCCH	6	8	8	5	0
	DHARQ	0	0	0	0	0
	AG Index	20	12	15	17	12
	ETFCl (from 34.121 Table C.11.1.3)	75	67	92	71	67
	Associated Max UL Data Rate kbps	242.1	174.9	482.8	205.8	308.9
	Reference E-TFCIs	5	5	2	5	1
	Reference E-TFCI	11	11	11	11	67
	Reference E-TFCI PO	4	4	4	4	18
	Reference E-TFCI	67	67	92	67	67
	Reference E-TFCI PO	18	18	18	18	18
	Reference E-TFCI	71	71	71	71	71
	Reference E-TFCI PO	23	23	23	23	23
	Reference E-TFCI	75	75	75	75	75
	Reference E-TFCI PO	26	26	26	26	26
	Reference E-TFCI	81	81	81	81	81
Reference E-TFCI PO	27	27	27	27	27	
Maximum Channelization Codes	2xSF2				SF4	

**DUAL CARRIER HSDPA (DC-HSDPA (REL 8, CAT 24))**

The following tests were completed according to procedures in section 7.3.13 of 3GPP TS34.108 v9.5.0. A summary of these settings are illustrated below:

Downlink Physical Channels are set as per 3GPP TS34.121-1 v9.0.0 E.5.0

Table E.5.0: Levels for HSDPA connection setup

Parameter During Connection setup	Unit	Value
P-CPICH_Ec/Ior	dB	-10
P-CCPCH and SCH_Ec/Ior	dB	-12
PICH_Ec/Ior	dB	-15
HS-PDSCH	dB	off
HS-SCCH_1	dB	off
DPCH_Ec/Ior	dB	-5
OCNS_Ec/Ior	dB	-3.1

Call is set up as per 3GPP TS34.108 v9.5.0 sub clause 7.3.13

The configurations of the fixed reference channels for HSDPA RF tests are described in 3GPP TS 34.121, annex C for FDD and 3GPP TS 34.122.

Table C.8.1.12: Fixed Reference Channel H-Set 12

Parameter	Unit	Value
Nominal Avg. Inf. Bit Rate	kbps	60
Inter-TTI Distance	TTI's	1
Number of HARQ Processes	Processes	6
Information Bit Payload ( $N_{INF}$ )	Bits	120
Number Code Blocks	Blocks	1
Binary Channel Bits Per TTI	Bits	960
Total Available SML's in UE	SML's	19200
Number of SML's per HARQ Proc.	SML's	3200
Coding Rate		0.15
Number of Physical Channel Codes	Codes	1
Modulation		QPSK
Note 1: The RMC is intended to be used for DC-HSDPA mode and both cells shall transmit with identical parameters as listed in the table. Note 2: Maximum number of transmission is limited to 1, i.e., retransmission is not allowed. The redundancy and constellation version 0 shall be used.		

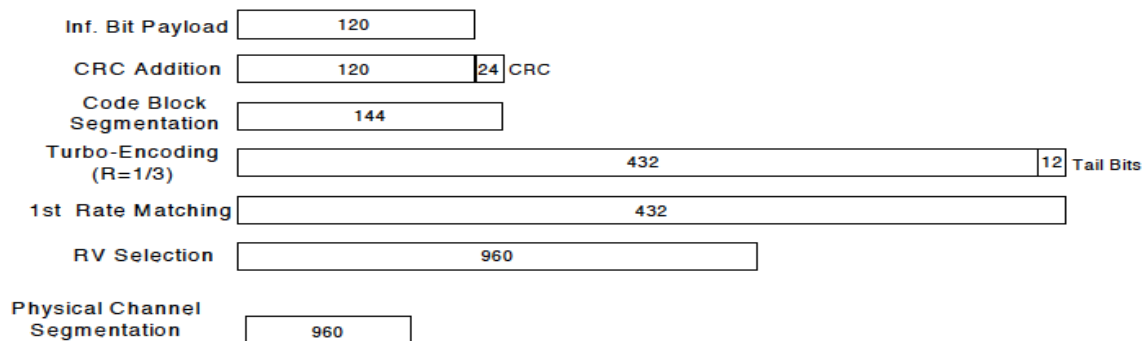


Figure C.8.19: Coding rate for Fixed reference Channel H-Set 12 (QPSK)

The following 4 Sub-tests for HSDPA were completed according to Release 8 procedures in section 5.2 of 3GPP TS34.121. A summary of subtest settings are illustrated below:

Mode	HSDPA	HSDPA	HSDPA	HSDPA	
Subtest	1	2	3	4	
WCDMA General Settings	Loopback Mode	Test Mode 1			
	Rel99 RMC	12.2kbps RMC			
	HSDPA FRC	H-Set 1			
	Power Control Algorithm	Algorithm2			
	$\beta_c$	2/15	11/15	15/15	15/15
	$\beta_d$	15/15	15/15	8/15	4/15
	$\beta_d$ (SF)	64			
	$\beta_c/\beta_d$	2/15	12/15	15/8	15/4
$\beta_{hs}$	4/15	24/15	30/15	30/15	
MPR (dB)	0	0	0.5	0.5	
HSDPA Specific Settings	DACK	8			
	DNAK	8			
	DCQI	8			
	Ack-Nack Repetition factor	3			
	CQI Feedback	4ms			
	CQI Repetition Factor	2			
	Ahs = $\beta_{hs}/\beta_c$	30/15			

**HSPA+**

The following 1 Sub-test was completed according to Release 9 procedures in section 5.2 of 3GPP TS34.121. A summary of these settings are illustrated below:

**Table C.11.1.4:  $\beta$  values for transmitter characteristics tests with HS-DPCCH and E-DCH with 16QAM**

Sub-test	$\beta_c$ (Note3)	$\beta_d$	$\beta_{HS}$ (Note1)	$\beta_{ec}$	$\beta_{ed}$ (2xSF2) (Note 4)	$\beta_{ed}$ (2xSF4) (Note 4)	CM (dB) (Note 2)	MPR (dB) (Note 2)	AG Index (Note 4)	E-TFCI (Note 5)	E-TFCI (boost)
1	1	0	30/15	30/15	$\beta_{ed1}$ : 30/15 $\beta_{ed2}$ : 30/15	$\beta_{ed3}$ : 24/15 $\beta_{ed4}$ : 24/15	3.5	2.5	14	105	105
Note 1: $\Delta_{ACK}, \Delta_{NACK}$ and $\Delta_{CQI} = 30/15$ with $\beta_{hs} = 30/15 * \beta_c$ . Note 2: CM = 3.5 and the MPR is based on the relative CM difference, MPR = MAX(CM-1,0). Note 3: DPDCH is not configured, therefore the $\beta_c$ is set to 1 and $\beta_d = 0$ by default. Note 4: $\beta_{ed}$ can not be set directly; it is set by Absolute Grant Value. Note 5: All the sub-tests require the UE to transmit 2SF2+2SF4 16QAM EDCH and they apply for UE using E-DPDCH category 7. E-DCH TTI is set to 2ms TTI and E-DCH table index = 2. To support these E-DCH configurations DPDCH is not allocated. The UE is signalled to use the extrapolation algorithm.											

**RESULT**

8.2.1. WCDMA BAND5

<b>ID:</b>	44351	<b>Date:</b>	10/30/18
------------	-------	--------------	----------

Band	Mode		UL Ch No.	Freq. (MHz)	MPR (dB)	Average	
						(dBm)	
W-CDMA Band 5 (850MHz)	Rel 99	RMC, 12.2 kbps	4132	826.4	N/A	24.8	
			4183	836.6	N/A	24.8	
			4233	846.6	N/A	24.9	
	HSDPA	Subtest 1	4132	826.4	0	23.5	
			4183	836.6	0	23.5	
			4233	846.6	0	23.5	
			Subtest 2	4132	826.4	0.5	22.5
				4183	836.6	0.5	22.3
				4233	846.6	0.5	22.3
		Subtest 3	4132	826.4	0.5	22.3	
			4183	836.6	0.5	22.3	
			4233	846.6	0.5	22.4	
			Subtest 4	4132	826.4	0.5	22.3
				4183	836.6	0.5	22.2
				4233	846.6	0.5	22.3
		HSPA (HSDPA & HSUPA)	Subtest 1	4132	826.4	0.5	22.5
				4183	836.6	0.5	22.5
				4233	846.6	0.5	22.5
			Subtest 2	4132	826.4	1.5	21.5
				4183	836.6	1.5	21.5
				4233	846.6	1.5	21.6
	Subtest 3		4132	826.4	1.5	21.5	
			4183	836.6	1.5	21.5	
			4233	846.6	1.5	21.6	
	Subtest 4		4132	826.4	1.5	21.5	
			4183	836.6	1.5	21.5	
			4233	846.6	1.5	21.6	
	Subtest 5		4132	826.4	0.5	22.5	
			4183	836.6	0.5	22.5	
			4233	846.6	0.5	22.5	

8.2.2. WCDMA BAND2

<b>ID:</b>	44351	<b>Date:</b>	10/30/18
------------	-------	--------------	----------

Band	Mode		UL Ch No.	Freq. (MHz)	MPR (dB)	Average	
						(dBm)	
W-CDMA Band 2 (1900MHz)	Rel 99	RMC, 12.2 kbps	9262	1852.4	N/A	24.3	
			9400	1880.0	N/A	24.3	
			9538	1907.6	N/A	24.5	
	HSDPA	Subtest 1	9262	1852.4	0	23.5	
			9400	1880.0	0	23.5	
			9538	1907.6	0	23.9	
		Subtest 2	9262	1852.4	0	22.6	
			9400	1880.0	0	22.9	
			9538	1907.6	0	23.1	
		Subtest 3	9262	1852.4	0.5	22.3	
			9400	1880.0	0.5	22.2	
			9538	1907.6	0.5	22.8	
		Subtest 4	9262	1852.4	0.5	22.0	
			9400	1880.0	0.5	21.9	
			9538	1907.6	0.5	22.2	
		HSPA (HSDPA & HSUPA)	Subtest 1	9262	1852.4	0	22.3
				9400	1880.0	0	22.5
				9538	1907.6	0	22.9
			Subtest 2	9262	1852.4	2	21.5
				9400	1880.0	2	21.4
				9538	1907.6	2	21.7
	Subtest 3		9262	1852.4	1	22.6	
			9400	1880.0	1	22.5	
			9538	1907.6	1	22.8	
	Subtest 4		9262	1852.4	2	20.3	
			9400	1880.0	2	20.2	
			9538	1907.6	2	20.5	
	Subtest 5		9262	1852.4	1	22.3	
			9400	1880.0	1	22.5	
			9538	1907.6	1	22.9	



**8.2.3. WCDMA BAND4**

<b>ID:</b>	44351	<b>Date:</b>	10/30/18
------------	-------	--------------	----------

Band	Mode		UL Ch No.	Freq. (MHz)	MPR (dB)	Average	
						(dBm)	
W-CDMA Band 4 (1700MHz)	Rel 99	RMC, 12.2 kbps	1312	1712.4	N/A	24.1	
			1413	1732.6	N/A	24.3	
			1513	1752.6	N/A	24.3	
	HSDPA	Subtest 1	1312	1712.4	0	24.2	
			1413	1732.6	0	24.4	
			1513	1752.6	0	24.4	
		Subtest 2	1312	1712.4	1	23.4	
			1413	1732.6	1	23.5	
			1513	1752.6	1	23.5	
		Subtest 3	1312	1712.4	2	22.2	
			1413	1732.6	2	22.3	
			1513	1752.6	2	22.5	
		Subtest 4	1312	1712.4	2	22.3	
			1413	1732.6	2	22.4	
			1513	1752.6	2	22.5	
		HSPA (HSDPA & HSUPA)	Subtest 1	1312	1712.4	1	22.4
				1413	1732.6	1	22.5
				1513	1752.6	1	22.6
	Subtest 2		1312	1712.4	2	21.3	
			1413	1732.6	2	21.6	
			1513	1752.6	2	21.6	
	Subtest 3		1312	1712.4	2	20.0	
			1413	1732.6	2	20.2	
			1513	1752.6	2	20.3	
	Subtest 4		1312	1712.4	1	22.4	
			1413	1732.6	1	22.6	
			1513	1752.6	1	22.6	
	Subtest 5		1312	1712.4	1	22.4	
			1413	1732.6	1	22.5	
			1513	1752.6	1	22.6	

### 8.3. LTE

#### CONDUCTED OUTPUT POWER MEASUREMENT PROCEDURE

All LTE bands conducted average power is obtained from the CMW500 telecommunication test set. The following tests were conducted according to the test requirements outlined in section 6.2 of the 3GPP TS36.101 specification.

UE Power Class: 3 (23 +/- 2dBm). The allowed Maximum Power Reduction (MPR) for the maximum output power due to higher order modulation and transmit bandwidth configuration (resource blocks) is specified in Table 6.2.3-1 of the 3GPP TS36.101.

**Table 6.2.3-1: Maximum Power Reduction (MPR) for Power Class 1, 2 and 3**

Modulation	Channel bandwidth / Transmission bandwidth ( $N_{RB}$ )						MPR (dB)
	1.4 MHz	3.0 MHz	5 MHz	10 MHz	15 MHz	20 MHz	
QPSK	> 5	> 4	> 8	> 12	> 16	> 18	≤ 1
16 QAM	≤ 5	≤ 4	≤ 8	≤ 12	≤ 16	≤ 18	≤ 1
16 QAM	> 5	> 4	> 8	> 12	> 16	> 18	≤ 2
64 QAM	≤ 5	≤ 4	≤ 8	≤ 12	≤ 16	≤ 18	≤ 2
64 QAM	> 5	> 4	> 8	> 12	> 16	> 18	≤ 3

The allowed A-MPR values specified below in Table 6.2.4.-1 of 3GPP TS36.101 are in addition to the allowed MPR requirements. All the measurements below were performed with A-MPR disabled, by using Network Signaling Value of "NS\_01".3

**Table 6.2.4-1: Additional Maximum Power Reduction (A-MPR)**

Network Signalling value	Requirements (sub-clause)	E-UTRA Band	Channel bandwidth (MHz)	Resources Blocks ( $N_{RB}$ )	A-MPR (dB)
NS_01	6.6.2.1.1	Table 5.5-1	1.4, 3, 5, 10, 15, 20	Table 5.6-1	NA
NS_03	6.6.2.2.1	2, 4, 10, 23, 25, 35, 36	3	>5	≤ 1
			5	>6	≤ 1
			10	>6	≤ 1
			15	>8	≤ 1
NS_04	6.6.2.2.2	41	5	>6	≤ 1
			10, 15, 20	See Table 6.2.4-4	
NS_05	6.6.3.3.1	1	10, 15, 20	≥ 50	≤ 1
NS_06	6.6.2.2.3	12, 13, 14, 17	1.4, 3, 5, 10	Table 5.6-1	n/a
NS_07	6.6.2.2.3	13	10	Table 6.2.4-2	Table 6.2.4-2
	6.6.3.3.2				
NS_08	6.6.3.3.3	19	10, 15	> 44	≤ 3
NS_09	6.6.3.3.4	21	10, 15	> 40	≤ 1
				> 55	≤ 2
NS_10		20	15, 20	Table 6.2.4-3	Table 6.2.4-3
NS_11	6.6.2.2.1	23 <sup>1</sup>	1.4, 3, 5, 10	Table 6.2.4-5	Table 6.2.4-5
..					
NS_32	-	-	-	-	-

Note 1: Applies to the lower block of Band 23, i.e. a carrier placed in the 2000-2010 MHz region.

**MODES TESTED**

- LTE 2
- LTE 4
- LTE 5
- LTE 12
- LTE 13
- LTE 17
- LTE 25
- LTE 26 (FCC PART 22)
- LTE 26 (FCC PART 90S)
- LTE 41 (FCC)
- LTE 66

**RESULTS**

EUT includes different power levels for head use configuration and body use configuration and the below tables contain the highest of all configurations average conducted output powers as follows:

8.3.1. LTE 2

<b>ID:</b>	44351	<b>Date:</b>	10/29/18
------------	-------	--------------	----------

**OUTPUT POWER FOR LTE BAND 2 (1.4 MHz)**

Bandwidth (MHz)	Modulation	RB Allocation	RB Offset	Power		
				Conducted Average (dBm)		
				18607	18900	19193
				1850.7 MHz	1880.0 MHz	1909.3 MHz
1.4	QPSK	1	0	24.1	24.1	24.1
		1	2	24.2	24.0	24.0
		1	5	24.1	24.1	24.0
		3	0	24.1	24.0	23.9
		3	1	24.0	24.0	23.9
		3	2	24.1	24.0	23.9
	16QAM	6	0	22.1	22.0	21.9
		1	0	22.4	22.3	22.4
		1	2	22.3	22.1	22.3
		1	5	22.3	22.2	22.3
		3	0	22.1	22.1	21.9
		3	1	22.0	22.0	22.0
	64QAM	3	2	22.2	22.0	22.0
		6	0	21.1	21.0	21.0
		1	0	21.1	21.1	21.1
		1	2	21.0	20.9	20.9
		1	5	21.0	20.9	20.9
		3	0	21.1	21.0	20.9
		3	1	21.1	21.0	20.9
		3	2	21.1	20.9	20.9
		6	0	20.1	19.9	19.9

**OUTPUT POWER FOR LTE BAND 2 (3.0 MHz)**

Bandwidth (MHz)	Modulation	RB Allocation	RB Offset	Power		
				Conducted Average (dBm)		
				18615	18900	19185
				1851.5 MHz	1880.0 MHz	1908.5 MHz
3.0	QPSK	1	0	24.2	24.0	24.4
		1	7	24.0	23.9	24.1
		1	14	24.1	24.0	24.3
		8	0	22.1	22.0	22.3
		8	4	22.1	22.0	22.2
		8	7	22.1	22.0	22.3
		15	0	22.1	22.0	22.3
	16QAM	1	0	22.5	22.3	22.8
		1	7	22.3	22.3	22.5
		1	14	22.3	22.2	22.5
		8	0	21.1	21.0	21.3
		8	4	21.1	21.0	21.3
		8	7	21.1	21.0	21.3
		15	0	21.1	21.0	21.3
	64QAM	1	0	21.2	21.3	21.5
		1	7	21.6	21.2	21.7
		1	14	21.3	21.2	21.6
		8	0	20.2	20.0	20.4
		8	4	20.2	20.0	20.4
		8	7	20.2	20.0	20.4
		15	0	20.1	20.0	20.3

**OUTPUT POWER FOR LTE BAND 2 (5.0 MHz)**

Bandwidth (MHz)	Modulation	RB Allocation	RB Offset	Power		
				Conducted Average (dBm)		
				18625	18900	19175
				1852.5 MHz	1880.0 MHz	1907.5 MHz
5.0	QPSK	1	0	24.2	24.1	<b>24.3</b>
		1	12	24.3	24.1	24.2
		1	24	24.2	24.1	24.3
		12	0	22.2	22.0	22.3
		12	6	22.1	22.0	22.3
		12	11	22.1	22.0	22.3
		25	0	22.1	22.0	22.3
	16QAM	1	0	22.5	22.4	22.9
		1	12	22.2	22.3	<b>22.9</b>
		1	24	22.5	22.2	22.7
		12	0	21.2	21.0	21.4
		12	6	21.2	21.0	21.3
		12	11	21.2	21.0	21.3
		25	0	21.1	21.0	21.3
	64QAM	1	0	21.1	21.4	<b>21.7</b>
		1	12	21.2	21.2	21.4
		1	24	21.1	21.3	21.5
		12	0	20.1	19.9	20.3
		12	6	20.1	20.0	20.3
		12	11	20.1	20.0	20.3
		25	0	20.2	20.0	20.3

**OUTPUT POWER FOR LTE BAND 2 (10.0 MHz)**

Bandwidth (MHz)	Modulation	RB Allocation	RB Offset	Power		
				Conducted Average (dBm)		
				18650	18900	19150
				1855.0 MHz	1880.0 MHz	1905.0 MHz
10.0	QPSK	1	0	24.2	24.1	<b>24.4</b>
		1	24	24.1	24.0	24.3
		1	49	24.1	24.0	24.3
		25	0	22.2	22.1	22.4
		25	12	22.2	22.0	22.3
		25	24	22.1	22.0	22.3
		50	0	22.1	22.0	22.3
	16QAM	1	0	22.3	22.2	<b>22.7</b>
		1	24	22.0	22.0	22.6
		1	49	22.2	22.1	22.6
		25	0	21.2	21.1	21.4
		25	12	21.2	21.0	21.3
		25	24	21.2	21.0	21.3
		50	0	21.1	21.0	21.3
	64QAM	1	0	21.5	21.3	<b>21.7</b>
		1	24	21.3	21.1	21.6
		1	49	21.3	21.3	21.7
		25	0	20.2	20.0	20.3
		25	12	20.1	20.0	20.3
		25	24	20.1	20.0	20.3
		50	0	20.1	20.0	20.3

**OUTPUT POWER FOR LTE BAND 2 (15.0 MHz)**

Bandwidth (MHz)	Modulation	RB Allocation	RB Offset	Power		
				Conducted Average (dBm)		
				18675	18900	19125
				1857.5 MHz	1880.0 MHz	1902.5 MHz
15.0	QPSK	1	0	24.2	24.2	24.4
		1	37	24.0	24.2	<b>24.5</b>
		1	74	24.0	24.0	24.2
		36	0	22.3	22.1	22.4
		36	16	22.2	22.1	22.3
		36	35	22.2	22.1	22.3
		75	0	22.2	22.1	22.3
	16QAM	1	0	22.7	22.5	22.7
		1	37	22.6	22.5	<b>22.7</b>
		1	74	22.4	22.3	22.5
		36	0	21.2	21.1	21.3
		36	16	21.2	21.0	21.3
		36	35	21.1	21.0	21.3
		75	0	21.2	21.1	21.3
	64QAM	1	0	<b>21.6</b>	21.5	21.6
		1	37	21.5	21.3	21.6
		1	74	21.3	21.3	21.4
		36	0	20.2	20.1	20.3
		36	16	20.2	20.0	20.3
		36	35	20.1	20.0	20.2
		75	0	20.2	20.1	20.3

**OUTPUT POWER FOR LTE BAND 2 (20.0 MHz)**

Bandwidth (MHz)	Modulation	RB Allocation	RB Offset	Power		
				Conducted Average (dBm)		
				18700	18900	19100
				1860.0 MHz	1880.0 MHz	1900.0 MHz
20.0	QPSK	1	0	24.2	24.2	<b>24.4</b>
		1	49	23.8	23.9	24.1
		1	99	24.0	24.0	24.2
		50	0	22.2	22.1	22.3
		50	24	22.1	22.1	22.3
		50	49	22.0	22.0	22.2
		100	0	22.1	22.1	22.3
	16QAM	1	0	22.7	22.7	<b>22.8</b>
		1	49	22.3	22.4	22.6
		1	99	22.4	22.4	22.7
		50	0	21.2	21.1	21.3
		50	24	21.1	21.1	21.2
		50	49	21.0	21.0	21.2
		100	0	21.1	21.0	21.2
	64QAM	1	0	<b>21.6</b>	21.5	21.6
		1	49	21.4	21.1	21.3
		1	99	21.3	21.2	21.4
		50	0	20.2	20.1	20.2
		50	24	20.1	20.0	20.2
		50	49	20.0	20.0	20.2
		100	0	20.1	20.0	20.2

8.3.2. LTE 4

<b>ID:</b>	44351	<b>Date:</b>	11/2/18
------------	-------	--------------	---------

**OUTPUT POWER FOR LTE BAND 4 (1.4 MHz)**

Bandwidth (MHz)	Modulation	RB Allocation	RB Offset	Power		
				Conducted Average (dBm)		
				19957	20175	20393
				1710.7 MHz	1732.5 MHz	1754.3 MHz
1.4	QPSK	1	0	24.0	24.1	24.2
		1	2	23.9	24.1	24.1
		1	5	23.9	24.1	24.1
		3	0	23.8	23.9	24.0
		3	1	23.8	24.0	24.0
		3	2	23.8	24.0	24.0
	16QAM	6	0	21.9	22.1	22.1
		1	0	22.2	22.4	22.3
		1	2	21.8	22.3	22.2
		1	5	22.1	22.3	22.2
		3	0	21.8	22.1	22.0
		3	1	21.7	22.2	22.0
	64QAM	3	2	21.8	22.2	22.0
		6	0	20.9	21.1	21.1
		1	0	21.3	21.2	21.2
		1	2	21.2	20.9	21.1
		1	5	21.1	21.0	21.1
		3	0	20.9	21.1	21.1
		3	1	20.9	21.1	21.1
		3	2	20.8	21.1	21.1
		6	0	19.9	20.0	20.1

**OUTPUT POWER FOR LTE BAND 4 (3.0 MHz)**

Bandwidth (MHz)	Modulation	RB Allocation	RB Offset	Power		
				Conducted Average (dBm)		
				19965	20175	20385
				1711.5 MHz	1732.5 MHz	1753.5 MHz
3.0	QPSK	1	0	23.9	24.1	24.1
		1	7	24.1	24.3	24.4
		1	14	23.9	24.1	24.2
		8	0	21.9	22.1	22.1
		8	4	21.9	22.1	22.1
		8	7	21.8	22.0	22.1
		15	0	21.9	22.0	22.1
	16QAM	1	0	22.1	22.5	22.4
		1	7	22.0	22.8	22.4
		1	14	21.9	22.5	22.4
		8	0	20.9	21.0	21.1
		8	4	20.9	21.1	21.2
		8	7	20.9	21.1	21.2
		15	0	20.8	21.0	21.1
	64QAM	1	0	21.3	21.3	21.5
		1	7	20.9	21.4	21.5
		1	14	21.1	21.4	21.6
		8	0	19.9	20.2	20.2
		8	4	19.9	20.1	20.2
		8	7	19.9	20.2	20.2
		15	0	19.8	20.1	20.1

**OUTPUT POWER FOR LTE BAND 4 (5.0 MHz)**

Bandwidth (MHz)	Modulation	RB Allocation	RB Offset	Power		
				Conducted Average (dBm)		
				19975	20175	20375
				1712.5 MHz	1732.5 MHz	1752.5 MHz
5.0	QPSK	1	0	23.9	24.1	24.2
		1	12	23.7	24.0	<b>24.3</b>
		1	24	23.9	24.1	24.2
		12	0	21.9	22.1	22.2
		12	6	21.8	22.1	22.1
		12	11	21.9	22.1	22.1
		25	0	21.9	22.1	22.1
	16QAM	1	0	22.3	22.4	22.5
		1	12	22.4	22.4	22.3
		1	24	22.1	22.3	<b>22.5</b>
		12	0	20.9	21.1	21.2
		12	6	20.9	21.1	21.2
		12	11	20.9	21.1	21.2
		25	0	20.8	21.1	21.1
	64QAM	1	0	21.3	21.1	21.3
		1	12	21.3	20.8	21.1
		1	24	21.2	21.2	<b>21.3</b>
		12	0	19.8	20.1	20.2
		12	6	19.9	20.1	20.2
		12	11	19.9	20.1	20.2
		25	0	19.8	20.1	20.2

**OUTPUT POWER FOR LTE BAND 4 (10.0 MHz)**

Bandwidth (MHz)	Modulation	RB Allocation	RB Offset	Power		
				Conducted Average (dBm)		
				20000	20175	20350
				1715.0 MHz	1732.5 MHz	1750.0 MHz
10.0	QPSK	1	0	23.9	24.1	<b>24.2</b>
		1	24	23.8	24.1	24.1
		1	49	23.9	24.1	24.1
		25	0	21.9	22.1	22.2
		25	12	21.9	22.1	22.1
		25	24	21.9	22.1	22.1
		50	0	21.9	22.1	22.1
		16QAM	1	0	22.0	<b>22.4</b>
	1		24	21.7	22.1	22.0
	1		49	21.9	22.3	22.2
	25		0	21.0	21.2	21.2
	25		12	20.9	21.1	21.2
	25		24	20.9	21.1	21.2
	50		0	20.9	21.1	21.1
	64QAM		1	0	21.2	21.4
		1	24	21.0	21.2	21.3
		1	49	21.2	21.2	21.4
		25	0	19.9	20.1	20.2
		25	12	19.9	20.1	20.1
		25	24	19.9	20.1	20.1
		50	0	19.9	20.1	20.1



**OUTPUT POWER FOR LTE BAND 4 (15.0 MHz)**

Bandwidth (MHz)	Modulation	RB Allocation	RB Offset	Power		
				Conducted Average (dBm)		
				20025	20175	20325
				1717.5 MHz	1732.5 MHz	1747.5 MHz
15.0	QPSK	1	0	24.0	24.2	24.2
		1	37	24.1	24.2	24.4
		1	74	23.8	24.0	24.0
		36	0	22.0	22.2	22.2
		36	16	21.9	22.1	22.1
		36	35	21.9	22.1	22.1
		75	0	22.0	22.2	22.2
	16QAM	1	0	22.2	22.5	22.4
		1	37	22.3	22.5	22.4
		1	74	22.0	22.3	22.2
		36	0	21.0	21.2	21.2
		36	16	20.9	21.1	21.1
		36	35	20.9	21.1	21.1
		75	0	20.9	21.1	21.1
	64QAM	1	0	21.5	21.4	21.4
		1	37	21.5	21.3	21.3
		1	74	21.3	21.3	21.2
		36	0	20.0	20.2	20.2
		36	16	19.9	20.1	20.1
		36	35	19.9	20.1	20.1
		75	0	19.9	20.2	20.1

**OUTPUT POWER FOR LTE BAND 4 (20.0 MHz)**

Bandwidth (MHz)	Modulation	RB Allocation	RB Offset	Power		
				Conducted Average (dBm)		
				20050	20175	20300
				1720.0 MHz	1732.5 MHz	1745.0 MHz
20.0	QPSK	1	0	24.1	24.2	24.2
		1	49	23.8	23.9	23.8
		1	99	23.9	24.0	24.0
		50	0	22.2	22.2	22.2
		50	24	22.1	22.1	22.1
		50	49	22.1	22.1	22.1
		100	0	22.1	22.1	22.1
	16QAM	1	0	22.4	22.6	22.5
		1	49	22.2	22.3	22.3
		1	99	22.2	22.4	22.3
		50	0	21.2	21.2	21.2
		50	24	21.1	21.1	21.1
		50	49	21.1	21.1	21.1
		100	0	21.1	21.1	21.0
	64QAM	1	0	21.5	21.6	21.5
		1	49	21.2	21.2	21.2
		1	99	21.2	21.3	21.3
		50	0	20.1	20.1	20.1
		50	24	20.0	20.1	20.0
		50	49	20.0	20.0	20.0
		100	0	20.0	20.1	20.0

8.3.3. LTE 5

<b>ID:</b>	44351	<b>Date:</b>	11/5/18
------------	-------	--------------	---------

**OUTPUT POWER FOR LTE BAND 5 (1.4 MHz)**

Bandwidth (MHz)	Modulation	RB Allocation	RB Offset	Power		
				Conducted Average (dBm)		
				20407	20525	20643
				824.7 MHz	836.5 MHz	848.3 MHz
1.4	QPSK	1	0	24.8	24.7	24.7
		1	2	24.7	24.6	24.6
		1	5	24.7	24.6	24.6
		3	0	24.6	24.5	24.6
		3	1	24.6	24.6	24.5
		3	2	24.7	24.6	24.5
	16QAM	6	0	22.2	22.1	22.1
		1	0	22.4	22.7	22.4
		1	2	22.7	22.6	22.3
		1	5	22.3	22.6	22.3
		3	0	22.2	22.1	22.1
		3	1	22.3	22.3	22.0
	64QAM	3	2	22.3	22.2	22.1
		6	0	21.2	21.1	21.1
		1	0	21.6	21.3	21.6
		1	2	21.5	21.3	21.6
		1	5	21.6	21.2	21.4
		3	0	21.2	21.0	21.1
		3	1	21.2	21.0	21.1
		3	2	21.2	21.0	21.1
		6	0	20.2	20.1	20.2

**OUTPUT POWER FOR LTE BAND 5 (3.0 MHz)**

Bandwidth (MHz)	Modulation	RB Allocation	RB Offset	Power		
				Conducted Average (dBm)		
				20415	20525	20635
				825.5 MHz	836.5 MHz	847.5 MHz
3.0	QPSK	1	0	24.8	24.7	24.7
		1	7	25.0	24.9	25.0
		1	14	24.8	24.7	24.7
		8	0	22.2	22.1	22.1
		8	4	22.2	22.1	22.1
		8	7	22.2	22.1	22.1
		15	0	22.2	22.1	22.1
	16QAM	1	0	22.5	22.6	22.5
		1	7	22.6	22.9	22.7
		1	14	22.4	22.7	22.5
		8	0	21.3	21.2	21.1
		8	4	21.3	21.2	21.1
		8	7	21.3	21.2	21.1
		15	0	21.3	21.1	21.1
	64QAM	1	0	21.3	21.5	21.3
		1	7	21.8	21.2	21.4
		1	14	21.7	21.3	21.3
		8	0	20.4	20.1	20.2
		8	4	20.3	20.1	20.2
		8	7	20.3	20.1	20.2
		15	0	20.2	20.1	20.2

**OUTPUT POWER FOR LTE BAND 5 (5.0 MHz)**

Bandwidth (MHz)	Modulation	RB Allocation	RB Offset	Power		
				Conducted Average (dBm)		
				20425	20525	20625
				826.5 MHz	836.5 MHz	846.5 MHz
5.0	QPSK	1	0	<b>24.8</b>	24.6	24.6
		1	12	24.7	24.6	24.5
		1	24	24.7	24.6	24.6
		12	0	22.3	22.1	22.1
		12	6	22.2	22.1	22.1
		12	11	22.2	22.1	22.1
		25	0	22.2	22.1	22.1
	16QAM	1	0	22.7	22.7	22.6
		1	12	<b>22.7</b>	22.7	22.6
		1	24	22.6	22.6	22.5
		12	0	21.2	21.2	21.0
		12	6	21.2	21.1	21.1
		12	11	21.2	21.1	21.1
		25	0	21.2	21.1	21.1
	64QAM	1	0	<b>21.7</b>	21.6	21.7
		1	12	21.6	21.4	21.5
		1	24	21.6	21.4	21.5
		12	0	20.2	20.2	20.2
		12	6	20.2	20.2	20.2
		12	11	20.2	20.2	20.2
		25	0	20.2	20.1	20.1

**OUTPUT POWER FOR LTE BAND 5 (10.0 MHz)**

Bandwidth (MHz)	Modulation	RB Allocation	RB Offset	Power		
				Conducted Average (dBm)		
				20450	20525	20600
				829.0 MHz	836.5 MHz	844.0 MHz
10.0	QPSK	1	0	24.6	<b>24.7</b>	24.7
		1	24	24.5	24.6	24.6
		1	49	24.4	24.5	24.4
		25	0	22.1	22.2	22.1
		25	12	22.0	22.1	22.0
		25	24	22.0	22.1	22.0
		50	0	22.3	22.1	22.1
	16QAM	1	0	22.3	<b>22.3</b>	22.2
		1	24	22.1	22.0	22.1
		1	49	22.1	22.2	22.1
		25	0	21.1	21.1	21.1
		25	12	21.0	21.1	21.0
		25	24	21.1	21.1	21.1
		50	0	21.2	21.1	21.1
	64QAM	1	0	21.3	<b>21.4</b>	21.4
		1	24	21.2	21.3	21.3
		1	49	21.3	21.4	21.4
		25	0	20.1	20.1	20.1
		25	12	20.1	20.1	20.1
		25	24	20.1	20.1	20.1
		50	0	20.1	20.1	20.0

8.3.4. LTE 12

<b>ID:</b>	44351	<b>Date:</b>	10/30/18
------------	-------	--------------	----------

**OUTPUT POWER FOR LTE BAND 12 (1.4 MHz)**

Bandwidth (MHz)	Modulation	RB Allocation	RB Offset	Power		
				Conducted Average (dBm)		
				23017 699.7 MHz	23095 707.5 MHz	23173 715.3 MHz
1.4	QPSK	1	0	24.1	24.1	24.0
		1	2	24.1	24.0	24.0
		1	5	24.1	24.0	24.0
		3	0	24.0	24.0	23.9
		3	1	24.0	24.0	23.9
		3	2	24.0	24.0	24.0
	16QAM	6	0	22.1	22.0	21.9
		1	0	22.6	22.4	22.4
		1	2	22.5	22.4	22.2
		1	5	22.5	22.3	22.3
		3	0	22.1	22.1	22.0
		3	1	22.2	22.2	22.1
	64QAM	3	2	22.2	22.2	22.1
		6	0	21.0	21.0	21.0
		1	0	21.2	21.4	21.1
		1	2	21.0	21.3	21.0
		1	5	21.3	21.2	21.0
		3	0	21.1	21.3	21.0
		3	1	21.1	21.4	21.0
		3	2	21.2	21.3	21.0
		6	0	20.0	20.0	20.0

**OUTPUT POWER FOR LTE BAND 12 (3.0 MHz)**

Bandwidth (MHz)	Modulation	RB Allocation	RB Offset	Power		
				Conducted Average (dBm)		
				23025 700.5 MHz	23095 707.5 MHz	23165 714.5 MHz
3.0	QPSK	1	0	24.1	24.1	24.0
		1	7	24.3	24.2	23.7
		1	14	24.2	24.1	23.9
		8	0	22.1	22.0	22.0
		8	4	22.1	22.0	21.9
		8	7	22.0	22.0	21.9
	16QAM	15	0	22.1	22.0	22.0
		1	0	22.4	22.6	22.4
		1	7	22.7	22.7	22.4
		1	14	22.5	22.6	22.4
		8	0	21.1	21.1	21.0
		8	4	21.1	21.1	21.0
	64QAM	8	7	21.1	21.0	21.0
		15	0	21.2	21.1	21.0
		1	0	21.4	21.3	21.1
		1	7	21.1	21.0	21.4
		1	14	21.3	21.2	21.3
		8	0	20.1	20.1	20.1
		8	4	20.1	20.0	20.1
		8	7	20.1	20.0	20.0
		15	0	20.1	20.1	20.0

**OUTPUT POWER FOR LTE BAND 12 (5.0 MHz)**

Bandwidth (MHz)	Modulation	RB Allocation	RB Offset	Power		
				Conducted Average (dBm)		
				23035	23095	23155
				701.5 MHz	707.5 MHz	713.5 MHz
5.0	QPSK	1	0	24.1	24.0	24.0
		1	12	24.0	23.9	24.1
		1	24	24.1	24.0	24.0
		12	0	22.1	22.0	22.0
		12	6	22.1	22.0	22.0
		12	11	22.1	22.0	22.0
		25	0	22.1	22.0	22.0
	16QAM	1	0	22.5	22.4	22.4
		1	12	22.5	22.4	22.2
		1	24	22.4	22.3	22.4
		12	0	21.1	21.1	21.1
		12	6	21.1	21.1	21.1
		12	11	21.1	21.1	21.1
		25	0	21.1	21.1	21.1
	64QAM	1	0	21.3	21.4	21.4
		1	12	21.1	21.1	21.3
		1	24	21.4	21.4	21.3
		12	0	20.2	20.0	20.1
		12	6	20.2	20.1	20.1
		12	11	20.2	20.1	20.1
		25	0	20.2	20.1	20.0

**OUTPUT POWER FOR LTE BAND 12 (10.0 MHz)**

Bandwidth (MHz)	Modulation	RB Allocation	RB Offset	Power		
				Conducted Average (dBm)		
				23060	23095	23130
				704.0 MHz	707.5 MHz	711.0 MHz
10.0	QPSK	1	0	24.1	24.1	24.0
		1	24	24.0	24.0	23.9
		1	49	24.0	24.0	23.9
		25	0	22.1	22.1	22.0
		25	12	22.1	22.0	21.9
		25	24	22.1	22.0	21.9
		50	0	22.1	22.0	22.0
	16QAM	1	0	22.3	22.3	22.2
		1	24	22.1	22.1	21.9
		1	49	22.2	22.2	22.1
		25	0	21.2	21.2	21.1
		25	12	21.2	21.1	21.0
		25	24	21.2	21.1	21.0
		50	0	21.1	21.1	21.0
	64QAM	1	0	21.5	21.3	21.4
		1	24	21.3	21.1	21.1
		1	49	21.3	21.1	21.3
		25	0	20.1	20.1	20.0
		25	12	20.1	20.0	20.0
		25	24	20.1	20.0	20.0
		50	0	20.1	20.1	20.0

**8.3.5. LTE 13**

<b>ID:</b>	52300	<b>Date:</b>	10/30/18
------------	-------	--------------	----------

**OUTPUT POWER FOR LTE BAND 13 (5.0 MHz)**

Bandwidth (MHz)	Modulation	RB Allocation	RB Offset	Power		
				Conducted Average (dBm)		
				23207	23230	23255
				779.5 MHz	782.0 MHz	784.5 MHz
5.0	QPSK	1	0	22.5	24.7	24.8
		1	12	24.6	24.6	<b>24.8</b>
		1	24	24.7	24.6	24.7
		12	0	22.3	22.2	22.2
		12	6	22.2	22.2	22.2
		12	11	22.2	22.2	22.2
	16QAM	25	0	22.2	22.2	22.2
		1	0	<b>22.7</b>	22.6	22.6
		1	12	22.6	22.6	22.7
		1	24	22.6	22.4	22.6
		12	0	21.3	21.2	21.3
		12	6	21.2	21.1	21.2
	64QAM	12	11	21.2	21.2	21.3
		25	0	21.2	21.2	21.2
		1	0	<b>21.8</b>	21.5	21.5
		1	12	21.4	21.4	21.3
		1	24	21.6	21.4	21.4
		12	0	20.2	20.3	20.2
		12	6	20.3	20.2	20.2
		12	11	20.3	20.3	20.2
		25	0	20.2	20.2	20.2

**OUTPUT POWER FOR LTE BAND 13 (10.0 MHz)**

Bandwidth (MHz)	Modulation	RB Allocation	RB Offset	Power		
				Conducted Average (dBm)		
				N/A	23230	N/A
				N/A	782.0 MHz	N/A
10.0	QPSK	1	0		<b>24.7</b>	
		1	24		24.7	
		1	49		24.7	
		25	0		22.2	
		25	12		22.2	
		25	24		22.2	
		50	0		22.2	
	16QAM	1	0		<b>22.5</b>	
		1	24		22.2	
		1	49		22.3	
		25	0		21.3	
		25	12		21.2	
		25	24		21.2	
		50	0		21.2	
	64QAM	1	0		<b>21.5</b>	
		1	24		21.3	
		1	49		21.4	
		25	0		20.2	
		25	12		20.2	
		25	24		20.2	
		50	0		20.2	

8.3.6. LTE 17

<b>ID:</b>	44351	<b>Date:</b>	11/5/18
------------	-------	--------------	---------

**OUTPUT POWER FOR LTE BAND 17 (5.0 MHz)**

Bandwidth (MHz)	Modulation	RB Allocation	RB Offset	Power		
				Conducted Average (dBm)		
				23755	23790	23825
				706.5 MHz	710.0 MHz	713.5 MHz
5.0	QPSK	1	0	24.0	24.1	24.0
		1	12	24.0	24.0	24.0
		1	24	24.0	24.0	24.0
		12	0	22.2	22.1	22.2
		12	6	22.2	22.1	22.2
		12	11	22.2	22.0	22.2
	16QAM	25	0	22.6	22.1	22.7
		1	0	22.4	22.4	22.4
		1	12	22.3	22.1	22.4
		1	24	22.3	22.3	22.4
		12	0	21.1	21.2	21.2
		12	6	21.1	21.1	21.1
	64QAM	12	11	21.2	21.1	21.3
		25	0	21.2	21.1	21.2
		1	0	21.4	21.4	21.2
		1	12	21.3	21.2	21.3
		1	24	21.4	21.3	21.4
		12	0	20.2	20.1	20.2
		12	6	20.1	20.1	20.1
		12	11	20.2	20.1	20.2
25	0	20.1	20.1	20.1		

**OUTPUT POWER FOR LTE BAND 17 (10.0 MHz)**

Bandwidth (MHz)	Modulation	RB Allocation	RB Offset	Power		
				Conducted Average (dBm)		
				23780	23790	23800
				709.0 MHz	710.0 MHz	711.0 MHz
10.0	QPSK	1	0	24.1	24.1	24.0
		1	24	24.0	24.1	24.0
		1	49	24.0	24.1	24.0
		25	0	22.1	22.1	22.1
		25	12	22.2	22.1	22.1
		25	24	22.1	22.1	22.1
	16QAM	50	0	22.6	22.1	22.0
		1	0	22.4	22.6	22.5
		1	24	22.5	22.5	22.5
		1	49	22.4	22.5	22.5
		25	0	21.0	21.1	21.0
		25	12	21.0	21.1	21.0
	64QAM	25	24	21.2	21.1	21.0
		50	0	21.1	21.1	21.0
		1	0	21.3	21.5	21.4
		1	24	21.2	21.2	21.2
		1	49	21.4	21.5	21.5
		25	0	20.2	20.2	20.1
		25	12	20.1	20.1	20.1
		25	24	20.2	20.2	20.1
50	0	20.1	20.1	20.1		

8.3.7. LTE 25

<b>ID:</b>	52300	<b>Date:</b>	11/12/18
------------	-------	--------------	----------

**OUTPUT POWER FOR LTE BAND 25 (1.4 MHz)**

Bandwidth (MHz)	Modulation	RB Allocation	RB Offset	Power		
				Conducted Average (dBm)		
				26047	26365	26683
				1850.7 MHz	1882.5 MHz	1914.3 MHz
1.4	QPSK	1	0	24.3	24.2	24.4
		1	2	24.2	24.2	24.3
		1	5	24.2	24.2	24.3
		3	0	24.1	24.1	24.3
		3	1	24.1	24.1	24.2
		3	2	24.2	24.1	24.3
	16QAM	6	0	22.3	22.1	22.4
		1	0	22.7	22.6	22.6
		1	2	22.5	22.4	22.4
		1	5	22.5	22.5	22.4
		3	0	22.2	22.2	22.3
		3	1	22.3	22.1	22.2
	64QAM	3	2	22.3	22.2	22.4
		6	0	21.2	21.2	21.4
		1	0	21.5	21.5	21.5
		1	2	21.2	21.4	21.4
		1	5	21.2	21.4	21.4
		3	0	21.4	21.2	21.4
		3	1	21.4	21.2	21.5
		3	2	21.4	21.2	21.5
		6	0	20.2	20.1	20.3

**OUTPUT POWER FOR LTE BAND 25 (3.0 MHz)**

Bandwidth (MHz)	Modulation	RB Allocation	RB Offset	Power		
				Conducted Average (dBm)		
				26055	26365	26675
				1851.5 MHz	1882.5 MHz	1913.5 MHz
3.0	QPSK	1	0	24.4	24.2	24.5
		1	7	24.5	24.4	24.7
		1	14	24.4	24.2	24.4
		8	0	22.3	22.2	22.4
		8	4	22.3	22.2	22.4
		8	7	22.3	22.2	22.4
		15	0	22.3	22.2	22.4
	16QAM	1	0	22.4	22.2	22.6
		1	7	22.6	22.2	22.7
		1	14	22.5	22.3	22.5
		8	0	21.3	21.2	21.5
		8	4	21.3	21.2	21.5
		8	7	21.3	21.2	21.4
		15	0	21.3	21.2	21.4
	64QAM	1	0	21.3	21.3	21.5
		1	7	21.5	21.0	21.8
		1	14	21.4	21.2	21.5
		8	0	20.3	20.2	20.4
		8	4	20.3	20.2	20.5
		8	7	20.3	20.1	20.4
		15	0	20.2	20.1	20.3



**OUTPUT POWER FOR LTE BAND 25 (5.0 MHz)**

Bandwidth (MHz)	Modulation	RB Allocation	RB Offset	Power		
				Conducted Average (dBm)		
				26065	26365	26665
				1852.5 MHz	1882.5 MHz	1912.5 MHz
5.0	QPSK	1	0	24.3	24.2	24.4
		1	12	24.2	24.1	24.3
		1	24	24.3	24.2	24.4
		12	0	22.3	22.2	22.4
		12	6	22.2	22.2	22.4
		12	11	22.2	22.2	22.4
		25	0	22.3	22.2	22.4
	16QAM	1	0	22.8	22.7	23.1
		1	12	22.8	22.8	23.1
		1	24	22.7	22.6	22.9
		12	0	21.3	21.1	21.4
		12	6	21.2	21.1	21.4
		12	11	21.2	21.1	21.4
		25	0	21.3	21.2	21.4
	64QAM	1	0	21.5	21.6	21.6
		1	12	21.3	21.4	21.5
		1	24	21.6	21.5	21.6
		12	0	20.3	20.2	20.5
		12	6	20.3	20.1	20.4
		12	11	20.3	20.2	20.4
		25	0	20.3	20.1	20.4

**OUTPUT POWER FOR LTE BAND 25 (10.0 MHz)**

Bandwidth (MHz)	Modulation	RB Allocation	RB Offset	Power		
				Conducted Average (dBm)		
				26090	26365	26640
				1855.0 MHz	1882.5 MHz	1910.0 MHz
10.0	QPSK	1	0	24.3	24.2	24.5
		1	24	24.3	24.2	24.4
		1	49	24.3	24.2	24.3
		25	0	22.3	22.2	22.5
		25	12	22.2	22.2	22.4
		25	24	22.2	22.1	22.4
		50	0	22.2	22.2	22.5
	16QAM	1	0	22.6	22.4	22.6
		1	24	22.3	22.2	22.3
		1	49	22.4	22.3	22.4
		25	0	21.3	21.2	21.5
		25	12	21.2	21.2	21.5
		25	24	21.2	21.1	21.4
		50	0	21.2	21.2	21.5
	64QAM	1	0	21.6	21.3	21.7
		1	24	21.4	21.0	21.5
		1	49	21.5	21.2	21.5
		25	0	20.3	20.2	20.5
		25	12	20.2	20.2	20.4
		25	24	20.2	20.1	20.4
		50	0	20.2	20.1	20.4

**OUTPUT POWER FOR LTE BAND 25 (15.0 MHz)**

Bandwidth (MHz)	Modulation	RB Allocation	RB Offset	Power		
				Conducted Average (dBm)		
				26115	26365	26615
				1857.5 MHz	1882.5 MHz	1907.5 MHz
15.0	QPSK	1	0	24.4	24.3	24.5
		1	37	24.6	24.4	<b>24.6</b>
		1	74	24.2	24.1	24.2
		36	0	22.4	22.3	22.6
		36	16	22.3	22.2	22.5
		36	35	22.3	22.2	22.4
		75	0	22.3	22.2	22.5
	16QAM	1	0	22.6	22.6	22.8
		1	37	22.5	22.5	<b>22.9</b>
		1	74	22.3	22.4	22.6
		36	0	21.4	21.2	21.5
		36	16	21.3	21.2	21.5
		36	35	21.2	21.2	21.4
		75	0	21.3	21.2	21.5
	64QAM	1	0	21.6	21.6	<b>21.7</b>
		1	37	21.5	21.6	21.7
		1	74	21.3	21.4	21.5
		36	0	20.3	20.2	20.5
		36	16	20.2	20.2	20.5
		36	35	20.2	20.2	20.4
		75	0	20.3	20.2	20.5

**OUTPUT POWER FOR LTE BAND 25 (20.0 MHz)**

Bandwidth (MHz)	Modulation	RB Allocation	RB Offset	Power		
				Conducted Average (dBm)		
				26140	26365	26590
				1860.0 MHz	1882.5 MHz	1905.0 MHz
20.0	QPSK	1	0	24.4	24.3	<b>24.6</b>
		1	49	24.0	24.0	24.2
		1	99	24.1	24.1	24.2
		50	0	22.3	22.3	22.5
		50	24	22.3	22.2	22.5
		50	49	22.1	22.1	22.4
		100	0	22.2	22.2	22.5
	16QAM	1	0	22.9	22.6	<b>23.1</b>
		1	49	22.6	22.3	22.8
		1	99	22.6	22.4	22.8
		50	0	21.4	21.3	21.6
		50	24	21.3	21.2	21.5
		50	49	21.2	21.1	21.4
		100	0	21.2	21.2	21.4
	64QAM	1	0	21.8	21.7	<b>21.9</b>
		1	49	21.4	21.3	21.6
		1	99	21.4	21.4	21.6
		50	0	20.3	20.2	20.5
		50	24	20.2	20.2	20.4
		50	49	20.1	20.1	20.4
		100	0	20.2	20.1	20.4

**8.3.8. LTE 26 (FCC PART 90S)**

<b>ID:</b>	52300	<b>Date:</b>	10/30/18
------------	-------	--------------	----------

**OUTPUT POWER FOR LTE BAND 26 (FCC PART 90S) (1.4 MHz)**

Bandwidth (MHz)	Modulation	RB Allocation	RB Offset	Power		
				Conducted Average (dBm)		
				26697 814.7 MHz	26740 819.0 MHz	26783 823.3 MHz
1.4	QPSK	1	0	24.5	24.0	24.0
		1	2	24.4	24.4	24.0
		1	5	24.4	24.3	24.0
		3	0	24.4	22.1	22.3
		3	1	24.4	22.2	22.3
		3	2	24.4	22.2	22.4
	16QAM	6	0	22.4	22.3	22.2
		1	0	22.5	22.3	22.4
		1	2	22.5	22.2	22.2
		1	5	22.5	22.3	22.3
		3	0	22.4	21.3	21.4
		3	1	22.4	21.3	21.3
	64QAM	3	2	22.5	21.3	21.4
		6	0	21.5	21.3	21.2
		1	0	21.7	21.6	21.4
		1	2	21.7	21.2	21.4
		1	5	21.5	21.5	21.4
		3	0	21.5	20.3	20.4
	3	1	21.5	20.4	20.3	
	3	2	21.5	20.3	20.3	
	6	0	20.4	20.5	20.3	

**OUTPUT POWER FOR LTE BAND 26 (FCC PART 90S) (3.0 MHz)**

Bandwidth (MHz)	Modulation	RB Allocation	RB Offset	Power		
				Conducted Average (dBm)		
				26705 815.5 MHz	26740 819.0 MHz	26775 822.5 MHz
3.0	QPSK	1	0	24.5	24.3	24.2
		1	7	24.4	24.1	24.1
		1	14	24.4	24.1	24.2
		8	0	22.4	22.1	22.1
		8	4	22.4	22.2	22.1
		8	7	22.4	22.2	22.2
	16QAM	15	0	22.4	22.2	22.3
		1	0	22.9	22.4	22.4
		1	7	22.7	22.4	22.2
		1	14	22.8	22.4	22.4
		8	0	21.5	21.4	21.3
		8	4	21.4	21.3	21.2
	64QAM	8	7	21.4	21.3	21.2
		15	0	21.5	21.3	21.3
		1	0	21.3	21.4	21.1
		1	7	21.7	21.3	21.2
		1	14	21.6	21.5	21.3
		8	0	20.4	20.3	20.3
	8	4	20.4	20.2	20.2	
	8	7	20.4	20.2	20.2	
	15	0	20.4	20.2	20.4	

**OUTPUT POWER FOR LTE BAND 26 (FCC PART 90S) (5.0 MHz)**

Bandwidth (MHz)	Modulation	RB Allocation	RB Offset	Power		
				Conducted Average (dBm)		
				26715	26740	26765
				816.5 MHz	819.0 MHz	821.5 MHz
5.0	QPSK	1	0	24.4	24.3	24.1
		1	12	24.3	24.3	24.1
		1	24	24.4	24.2	24.1
		12	0	22.4	22.3	22.0
		12	6	22.4	22.2	22.0
		12	11	22.4	22.2	22.2
	16QAM	25	0	22.3	22.3	22.2
		1	0	22.8	22.6	22.3
		1	12	22.7	22.2	22.2
		1	24	22.7	22.4	22.3
		12	0	21.4	21.4	21.3
		12	6	21.4	21.3	21.3
	64QAM	12	11	21.4	21.3	21.2
		25	0	21.3	21.3	21.2
		1	0	21.8	21.5	21.5
		1	12	21.6	21.2	21.2
		1	24	21.7	21.5	21.3
		12	0	20.4	20.3	20.4
		12	6	20.4	20.2	20.3
		12	11	20.4	20.2	20.2
		25	0	20.4	20.2	20.3

**OUTPUT POWER FOR LTE BAND 26 (FCC PART 90S) (10.0 MHz)**

Bandwidth (MHz)	Modulation	RB Allocation	RB Offset	Power		
				Conducted Average (dBm)		
				N/A	26740	N/A
				N/A	819.0 MHz	N/A
10.0	QPSK	1	0	24.4		
		1	24	24.3		
		1	49	24.3		
		25	0	22.4		
		25	12	22.3		
		25	24	22.3		
	16QAM	50	0	22.4		
		1	0	22.7		
		1	24	22.4		
		1	49	22.5		
		25	0	21.4		
		25	12	21.3		
	64QAM	25	24	21.3		
		50	0	21.3		
		1	0	21.6		
		1	24	21.4		
		1	49	21.5		
		25	0	20.4		
		25	12	20.3		
		25	24	20.3		
		50	0	20.3		

**OUTPUT POWER FOR LTE BAND 26 (FCC PART 90S) (15.0 MHz)**

Bandwidth (MHz)	Modulation	RB Allocation	RB Offset	Power		
				Conducted Average (dBm)		
				26765	N/A	N/A
15.0	QPSK	1	0	24.2		
		1	37	<b>24.4</b>		
		1	74	24.0		
		36	0	22.3		
		36	16	22.3		
		36	35	22.3		
		75	0	22.3		
	16QAM	1	0	<b>22.8</b>		
		1	37	22.7		
		1	74	22.6		
		36	0	21.3		
		36	16	21.3		
		36	35	21.2		
	64QAM	75	0	21.2		
		1	0	<b>21.4</b>		
		1	37	21.2		
		1	74	21.3		
		36	0	20.4		
		36	16	20.3		
		36	35	20.2		
		75	0	20.2		

**8.3.9. LTE 26 (FCC PART 22)**

<b>ID:</b>	52300	<b>Date:</b>	10/30/18
------------	-------	--------------	----------

**OUTPUT POWER FOR LTE BAND 26 (FCC PART 22) (1.4 MHz)**

Bandwidth (MHz)	Modulation	RB Allocation	RB Offset	Power		
				Conducted Average (dBm)		
				26797	26915	27033
				824.7 MHz	836.5 MHz	848.3 MHz
1.4	QPSK	1	0	24.0	24.3	24.3
		1	2	24.0	24.3	24.2
		1	5	24.0	24.2	24.2
		3	0	22.5	24.2	24.2
		3	1	22.5	24.2	24.1
		3	2	22.3	24.2	24.1
	16QAM	6	0	22.4	22.2	22.2
		1	0	22.5	22.5	22.5
		1	2	22.5	22.3	22.4
		1	5	22.5	22.4	22.3
		3	0	21.3	22.3	22.2
		3	1	21.5	22.1	22.2
	64QAM	3	2	21.3	22.2	22.3
		6	0	21.5	21.3	21.2
		1	0	21.4	21.8	21.5
		1	2	21.4	21.8	21.3
		1	5	21.4	21.5	21.4
		3	0	20.3	21.3	21.2
		3	1	20.4	21.2	21.2
		3	2	20.4	21.2	21.3
		6	0	20.2	20.3	20.2

**OUTPUT POWER FOR LTE BAND 26 (FCC PART 22) (3.0 MHz)**

Bandwidth (MHz)	Modulation	RB Allocation	RB Offset	Power		
				Conducted Average (dBm)		
				26805	26915	27025
				825.5 MHz	836.5 MHz	847.5 MHz
3.0	QPSK	1	0	24.0	24.3	24.2
		1	7	24.0	24.5	24.3
		1	14	24.4	24.3	24.2
		8	0	22.4	22.2	22.2
		8	4	22.4	22.2	22.2
		8	7	22.2	22.2	22.1
		15	0	22.4	22.2	22.2
	16QAM	1	0	22.6	22.4	22.5
		1	7	22.5	22.5	22.9
		1	14	22.5	22.4	22.6
		8	0	21.3	21.3	21.2
		8	4	21.3	21.3	21.2
		8	7	21.3	21.3	21.2
	64QAM	15	0	21.4	21.2	21.2
		1	0	21.6	21.7	21.3
		1	7	21.5	21.1	21.4
		1	14	21.5	21.5	21.3
		8	0	20.3	20.2	20.2
		8	4	20.4	20.2	20.2
		8	7	20.4	20.2	20.2
		15	0	20.4	20.2	20.1

**OUTPUT POWER FOR LTE BAND 26 (FCC PART 22) (5.0 MHz)**

Bandwidth (MHz)	Modulation	RB Allocation	RB Offset	Power		
				Conducted Average (dBm)		
				26815	26915	27015
				826.5 MHz	836.5 MHz	846.5 MHz
5.0	QPSK	1	0	24.2	24.2	24.2
		1	12	24.1	24.2	24.2
		1	24	24.0	24.2	24.2
		12	0	22.4	22.2	22.2
		12	6	22.4	22.2	22.2
		12	11	22.2	22.2	22.2
	25	0	22.4	22.2	22.2	
	16QAM	1	0	22.5	22.5	22.7
		1	12	22.3	22.5	22.8
		1	24	22.3	22.4	22.6
		12	0	21.3	21.2	21.2
		12	6	21.3	21.2	21.2
		12	11	21.3	21.2	21.2
	25	0	21.4	21.2	21.2	
	64QAM	1	0	21.3	21.6	21.4
		1	12	21.3	21.4	21.2
		1	24	21.3	21.6	21.4
		12	0	20.3	20.2	20.3
12		6	20.4	20.2	20.2	
12		11	20.3	20.2	20.2	
25	0	20.3	20.3	20.2		

**OUTPUT POWER FOR LTE BAND 26 (FCC PART 22) (10.0 MHz)**

Bandwidth (MHz)	Modulation	RB Allocation	RB Offset	Power		
				Conducted Average (dBm)		
				26840	26915	26990
				829.0 MHz	836.5 MHz	844.0 MHz
10.0	QPSK	1	0	24.2	24.3	24.3
		1	24	24.2	24.2	24.2
		1	49	24.1	24.2	24.1
		25	0	22.3	22.3	22.2
		25	12	22.3	22.2	22.1
		25	24	22.2	22.2	22.1
	50	0	22.4	22.2	22.2	
	16QAM	1	0	22.4	22.3	22.4
		1	24	22.4	22.1	22.1
		1	49	22.3	22.2	22.2
		25	0	21.3	21.3	21.2
		25	12	21.3	21.2	21.1
		25	24	21.3	21.2	21.1
	50	0	21.3	21.2	21.2	
	64QAM	1	0	21.2	21.5	21.5
		1	24	21.2	21.3	21.3
		1	49	21.2	21.3	21.4
		25	0	20.3	20.3	20.3
25		12	20.3	20.2	20.2	
25		24	20.2	20.2	20.2	
50	0	20.3	20.2	20.2		

**OUTPUT POWER FOR LTE BAND 26 (FCC PART 22) (15.0 MHz)**

Bandwidth (MHz)	Modulation	RB Allocation	RB Offset	Power		
				Conducted Average (dBm)		
				26865	26915	26965
				831.5 MHz	836.5 MHz	841.5 MHz
15.0	QPSK	1	0	24.4	24.4	24.3
		1	37	24.5	<b>24.5</b>	24.4
		1	74	24.1	24.1	24.0
		36	0	22.3	22.3	22.2
		36	16	22.3	22.3	22.2
		36	35	22.2	22.2	22.1
		75	0	22.3	22.3	22.2
	16QAM	1	0	22.5	22.6	22.6
		1	37	22.6	<b>22.7</b>	22.6
		1	74	22.4	22.4	22.4
		36	0	21.3	21.4	21.2
		36	16	21.3	21.3	21.2
		36	35	21.3	21.2	21.1
		75	0	21.3	21.3	21.2
	64QAM	1	0	21.7	<b>21.7</b>	21.6
		1	37	21.6	21.6	21.4
		1	74	21.6	21.5	21.4
		36	0	20.3	20.3	20.2
		36	16	20.3	20.2	20.2
		36	35	20.2	20.2	20.1
		75	0	20.3	20.3	20.2



8.3.10. LTE 41 (FCC)

<b>ID:</b>	52300	<b>Date:</b>	10/29/18
------------	-------	--------------	----------

**OUTPUT POWER FOR LTE BAND 41 (FCC) (5.0 MHz)**

Bandwidth (MHz)	Modulation	RB Allocation	RB Offset	Power		
				Conducted Average (dBm)		
				39675	40620	41565
				2498.5 MHz	2593.0 MHz	2687.5 MHz
5.0	QPSK	1	0	23.7	23.6	23.7
		1	12	23.5	23.4	23.5
		1	24	23.6	23.5	23.6
		12	0	21.6	21.5	21.6
		12	6	21.6	21.5	21.6
		12	11	21.6	21.5	21.6
		25	0	21.6	21.5	21.6
	16QAM	1	0	21.5	21.5	21.7
		1	12	21.5	21.5	21.5
		1	24	21.5	21.5	21.7
		12	0	20.6	20.5	20.6
		12	6	20.6	20.5	20.6
		12	11	20.6	20.5	20.6
		25	0	20.6	20.5	20.6
	64QAM	1	0	21.7	20.7	20.9
		1	12	20.5	20.5	20.8
		1	24	20.6	20.5	21.0
		12	0	19.8	19.6	19.7
		12	6	19.7	19.6	19.7
		12	11	19.7	19.6	19.7
25		0	19.7	19.6	19.8	

**OUTPUT POWER FOR LTE BAND 41 (FCC) (10.0 MHz)**

Bandwidth (MHz)	Modulation	RB Allocation	RB Offset	Power		
				Conducted Average (dBm)		
				39700	40620	41540
				2501.0 MHz	2593.0 MHz	2685.0 MHz
10.0	QPSK	1	0	23.7	23.6	23.7
		1	24	23.5	23.6	23.7
		1	49	23.6	23.5	23.6
		25	0	21.7	21.6	21.7
		25	12	21.7	21.5	21.7
		25	24	21.6	21.5	21.6
		50	0	21.7	21.5	21.7
	16QAM	1	0	22.0	21.5	21.7
		1	24	21.8	21.5	21.5
		1	49	21.9	21.5	21.6
		25	0	20.7	20.5	20.7
		25	12	20.7	20.5	20.7
		25	24	20.6	20.5	20.7
		50	0	20.6	20.5	20.7
	64QAM	1	0	20.6	20.9	20.7
		1	24	20.5	20.8	20.7
		1	49	20.6	20.8	20.6
		25	0	19.8	19.7	19.8
		25	12	19.7	19.6	19.8
		25	24	19.7	19.6	19.7
50		0	19.7	19.6	19.8	

**OUTPUT POWER FOR LTE BAND 41 (FCC) (15.0 MHz)**

Bandwidth (MHz)	Modulation	RB Allocation	RB Offset	Power		
				Conducted Average (dBm)		
				39725	40620	41515
				2503.5 MHz	2593.0 MHz	2682.5 MHz
15.0	QPSK	1	0	<b>23.8</b>	23.6	23.8
		1	37	23.6	23.3	23.5
		1	74	23.6	23.4	23.6
		36	0	21.7	21.6	21.7
		36	16	21.7	21.5	21.7
		36	35	21.6	21.5	21.6
		75	0	21.7	21.6	21.7
	16QAM	1	0	21.6	21.5	<b>22.0</b>
		1	37	21.6	21.5	21.6
		1	74	21.5	21.5	21.6
		36	0	20.7	20.5	20.7
		36	16	20.7	20.5	20.6
		36	35	20.6	20.5	20.6
		75	0	20.7	20.6	20.6
	64QAM	1	0	20.8	<b>21.0</b>	20.9
		1	37	20.7	20.5	20.7
		1	74	20.7	20.8	20.6
		36	0	19.7	19.6	19.7
		36	16	19.6	19.5	19.7
		36	35	19.6	19.5	19.7
		75	0	19.7	19.6	19.8

**OUTPUT POWER FOR LTE BAND 41 (FCC) (20.0 MHz)**

Bandwidth (MHz)	Modulation	RB Allocation	RB Offset	Power		
				Conducted Average (dBm)		
				39750	40620	41490
				2506.0 MHz	2593.0 MHz	2680.0 MHz
20.0	QPSK	1	0	23.8	23.7	<b>23.9</b>
		1	49	23.6	23.5	23.7
		1	99	23.6	23.4	23.7
		50	0	21.7	21.6	21.7
		50	24	21.7	21.5	21.7
		50	49	21.6	21.5	21.6
		100	0	21.7	21.5	21.6
	16QAM	1	0	22.0	21.8	21.9
		1	49	21.6	21.5	<b>22.0</b>
		1	99	21.8	21.6	21.6
		50	0	20.7	20.6	20.8
		50	24	20.7	20.5	20.7
		50	49	20.6	20.5	20.6
		100	0	20.6	20.5	20.6
	64QAM	1	0	20.8	20.6	<b>21.2</b>
		1	49	20.7	20.5	20.5
		1	99	20.6	20.5	21.0
		50	0	19.8	19.7	19.8
		50	24	19.7	19.6	19.8
		50	49	19.7	19.6	19.7
		100	0	19.7	19.6	19.8

8.3.11. LTE 66

<b>ID:</b>	44351	<b>Date:</b>	10/31/18
------------	-------	--------------	----------

**OUTPUT POWER FOR LTE BAND 66 (1.4 MHz)**

Bandwidth (MHz)	Modulation	RB Allocation	RB Offset	Power		
				Conducted Average (dBm)		
				131979	132322	132665
				1710.7 MHz	1745.0 MHz	1779.3 MHz
1.4	QPSK	1	0	23.9	24.1	24.1
		1	2	23.8	24.0	23.9
		1	5	23.8	24.0	23.9
		3	0	22.7	22.9	22.8
		3	1	22.6	22.9	22.9
		3	2	22.7	22.9	22.9
		6	0	22.8	23.0	22.9
	16QAM	1	0	22.3	22.5	22.2
		1	2	22.1	22.3	21.9
		1	5	22.2	22.4	22.1
		3	0	21.8	22.0	22.0
		3	1	21.9	22.1	21.9
		3	2	21.9	22.1	21.9
		6	0	21.7	21.9	22.0
	64QAM	1	0	22.1	22.3	22.2
		1	2	22.1	22.1	22.2
		1	5	22.0	22.1	22.1
		3	0	20.9	21.0	20.9
		3	1	20.9	21.1	20.9
		3	2	20.9	21.0	20.9
		6	0	19.8	20.0	19.9

**OUTPUT POWER FOR LTE BAND 66 (3.0 MHz)**

Bandwidth (MHz)	Modulation	RB Allocation	RB Offset	Power		
				Conducted Average (dBm)		
				131987	132322	132657
				1711.5 MHz	1745.0 MHz	1778.5 MHz
3.0	QPSK	1	0	23.8	24.1	24.1
		1	7	24.1	24.3	24.0
		1	14	23.8	24.1	24.1
		8	0	22.8	23.0	23.1
		8	4	22.8	23.0	23.1
		8	7	22.8	23.0	23.1
		15	0	22.8	23.0	23.1
	16QAM	1	0	21.9	22.2	22.4
		1	7	22.0	22.3	22.5
		1	14	22.0	22.2	22.4
		8	0	21.8	22.0	22.2
		8	4	21.8	22.0	22.2
		8	7	21.8	22.0	22.2
		15	0	21.8	22.0	22.1
	64QAM	1	0	22.1	22.1	22.4
		1	7	22.4	22.3	22.5
		1	14	22.2	22.1	22.5
		8	0	19.8	19.9	20.2
		8	4	19.8	20.0	20.1
		8	7	19.8	19.9	20.1
		15	0	19.8	20.0	20.1

**OUTPUT POWER FOR LTE BAND 66 (5.0 MHz)**

Bandwidth (MHz)	Modulation	RB Allocation	RB Offset	Power		
				Conducted Average (dBm)		
				131997	132322	132647
				1712.5 MHz	1745.0 MHz	1777.5 MHz
5.0	QPSK	1	0	23.8	24.0	24.1
		1	12	23.7	24.0	<b>24.2</b>
		1	24	23.8	24.0	24.1
		12	0	21.8	22.0	22.1
		12	6	21.8	22.0	22.1
		12	11	21.8	22.0	22.1
	16QAM	25	0	21.8	22.0	22.1
		1	0	22.2	22.4	22.5
		1	12	22.2	22.4	<b>22.6</b>
		1	24	22.1	22.3	22.5
		12	0	20.8	20.9	21.2
		12	6	20.7	20.9	21.1
	64QAM	12	11	20.8	20.9	21.1
		25	0	20.8	21.0	21.1
		1	0	21.1	21.1	21.2
		1	12	20.9	21.3	<b>21.5</b>
		1	24	21.0	21.2	21.2
		12	0	19.8	20.0	20.1
		12	6	19.7	20.0	20.1
		12	11	19.8	20.0	20.1
		25	0	19.7	20.0	20.1

**OUTPUT POWER FOR LTE BAND 66 (10.0 MHz)**

Bandwidth (MHz)	Modulation	RB Allocation	RB Offset	Power		
				Conducted Average (dBm)		
				132022	132322	132622
				1715.0 MHz	1745.0 MHz	1775.0 MHz
10.0	QPSK	1	0	23.8	24.0	<b>24.1</b>
		1	24	23.7	24.0	24.1
		1	49	23.7	24.0	24.0
		25	0	21.8	22.0	22.1
		25	12	21.8	22.0	22.1
		25	24	21.8	22.0	22.1
		50	0	21.8	22.0	22.1
	16QAM	1	0	22.0	22.2	<b>22.3</b>
		1	24	21.7	22.0	22.1
		1	49	21.9	22.1	22.2
		25	0	20.9	21.1	21.2
		25	12	20.8	21.0	21.1
		25	24	20.8	21.0	21.1
		50	0	20.8	21.0	21.1
	64QAM	1	0	21.0	21.3	<b>21.4</b>
		1	24	20.8	21.1	21.2
		1	49	20.9	21.2	21.2
		25	0	19.8	20.0	20.1
		25	12	19.8	20.0	20.1
		25	24	19.8	20.0	20.1
		50	0	19.7	20.0	20.0

**OUTPUT POWER FOR LTE BAND 66 (15.0 MHz)**

Bandwidth (MHz)	Modulation	RB Allocation	RB Offset	Power		
				Conducted Average (dBm)		
				132047	132322	132597
				1717.5 MHz	1745.0 MHz	1772.5 MHz
15.0	QPSK	1	0	23.9	24.1	24.2
		1	37	24.0	24.3	<b>24.3</b>
		1	74	23.7	23.9	23.9
		36	0	21.9	22.1	22.2
		36	16	21.8	22.1	22.1
		36	35	21.8	22.0	22.0
		75	0	21.9	22.1	22.1
	16QAM	1	0	22.2	22.4	22.6
		1	37	22.3	22.4	<b>22.6</b>
		1	74	22.0	22.3	22.4
		36	0	20.9	21.1	21.1
		36	16	20.8	21.0	21.1
		36	35	20.8	21.0	21.0
		75	0	20.9	21.1	21.1
	64QAM	1	0	21.3	21.4	<b>21.6</b>
		1	37	21.4	21.4	21.6
		1	74	21.0	21.2	21.4
		36	0	19.9	20.1	20.1
		36	16	19.8	20.1	20.1
		36	35	19.8	20.0	20.0
		75	0	19.8	20.1	20.1

**OUTPUT POWER FOR LTE BAND 66 (20.0 MHz)**

Bandwidth (MHz)	Modulation	RB Allocation	RB Offset	Power		
				Conducted Average (dBm)		
				132072	132322	132572
				1720.0 MHz	1745.0 MHz	1770.0 MHz
20.0	QPSK	1	0	24.0	24.1	<b>24.2</b>
		1	49	23.6	23.7	23.8
		1	99	23.7	23.9	23.9
		50	0	22.0	22.1	22.1
		50	24	21.9	22.0	22.1
		50	49	21.8	22.0	22.0
		100	0	21.9	22.0	22.1
	16QAM	1	0	22.5	<b>22.6</b>	22.5
		1	49	22.2	22.3	22.3
		1	99	22.2	22.3	22.3
		50	0	20.9	21.1	21.1
		50	24	20.9	21.0	21.1
		50	49	20.8	21.0	21.0
		100	0	20.8	21.0	21.1
	64QAM	1	0	21.3	21.5	<b>21.7</b>
		1	49	21.1	21.3	21.5
		1	99	21.0	21.3	21.4
		50	0	19.9	20.1	20.1
		50	24	19.8	20.0	20.0
		50	49	19.7	20.0	20.0
		100	0	19.8	20.0	20.1

## 9. CONDUCTED TEST RESULTS

### 9.1. OCCUPIED BANDWIDTH

#### RULE PART(S)

FCC: §2.1049

#### LIMITS

For reporting purposes only.

#### TEST PROCEDURE

The transmitter output was connected to a calibrated coaxial cable and coupler, the other end of which was connected to a spectrum analyzer. The occupied bandwidth was measured with the spectrum analyzer at the middle channel in each band. The 99% and -26dB bandwidths was also measured and recorded.

#### MODES TESTED

- GSM 850
- GSM 1900
- WCDMA Band 5
- WCDMA Band 2
- WCDMA Band 4
- LTE Band 2
- LTE Band 4
- LTE Band 5
- LTE Band 12
- LTE Band 13
- LTE Band 17
- LTE Band 25
- LTE Band 26
- LTE Band 41
- LTE Band 66

#### RESULTS

There is no limit required and power is the same for low, middle and high channel; therefore, only middle channel was tested.

**GSM**

Band	Modulation	Channel	f(MHz)	99% BW (KHz)	-26dB BW (KHz)
GSM850	GPRS	190	836.6	245.77	318.0
	EGPRS			244.60	314.1
GSM1900	GPRS	661	1880.0	241.31	318.1
	EGPRS			232.14	305.5

**WCDMA**

Band	Modulation	Channel	f(MHz)	99% BW (MHz)	-26dB BW (MHz)
BAND5	REL 99	4408	836.6	4.15	4.71
	HSDPA			4.18	4.7
BAND2	REL 99	9800	1880.0	4.17	4.7
	HSDPA			4.18	4.74
BAND4	REL 99	1638	1732.6	4.16	4.73
	HSDPA			4.18	4.73

**LTE2**

Band	Mode	RB Allocation/RB Offset	f(MHz)	99% BW (MHz)	-26dB BW (MHz)
LTE BAND 2	1.4 MHz, QPSK	6/0	1880.0	1.09	1.29
	1.4 MHz, 16QAM			1.09	1.31
	3 MHz, QPSK	15/0		2.69	3.03
	3 MHz, 16QAM			2.69	3.04
	5 MHz, QPSK	25/0		4.5	5.27
	5 MHz, 16QAM			4.51	5.3
	10 MHz, QPSK	50/0		8.97	10.26
	10 MHz, 16QAM			8.97	10.07
	15 MHz, QPSK	75/0		13.44	14.92
	15 MHz, 16QAM			13.42	15.33
	20 MHz, QPSK	100/0		17.88	19.9
	20 MHz, 16QAM			17.87	19.49

**LTE4**

Band	Mode	RB Allocation/RB Offset	f(MHz)	99% BW (MHz)	-26dB BW (MHz)
LTE BAND 4	1.4 MHz, QPSK	6/0	1732.5	1.08	1.26
	1.4 MHz, 16QAM			1.09	1.29
	3 MHz, QPSK	15/0		2.68	3.04
	3 MHz, 16QAM			2.68	3.06
	5 MHz, QPSK	25/0		4.5	5.22
	5 MHz, 16QAM			4.51	5.22
	10 MHz, QPSK	50/0		8.96	10.03
	10 MHz, 16QAM			8.97	10.45
	15 MHz, QPSK	75/0		13.41	15.06
	15 MHz, 16QAM			13.37	14.89
	20 MHz, QPSK	100/0		17.86	19.69
	20 MHz, 16QAM			17.87	19.88

**LTE5**

Band	Mode	RB Allocation/RB Offset	f(MHz)	99% BW (MHz)	-26dB BW (MHz)
LTE BAND 5	1.4 MHz, QPSK	6/0	836.5	1.08	1.28
	1.4 MHz, 16QAM			1.09	1.32
	3 MHz, QPSK	15/0		2.68	3.08
	3 MHz, 16QAM			2.69	3.07
	5 MHz, QPSK	25/0		4.51	5.26
	5 MHz, 16QAM			4.52	5.21
	10 MHz, QPSK	50/0		8.95	9.88
	10 MHz, 16QAM			8.94	10.12



**LTE12**

Band	Mode	RB Allocation/RB Offset	f(MHz)	99% BW (MHz)	-26dB BW (MHz)
LTE BAND 12	1.4 MHz, QPSK	6/0	707.5	1.08	1.26
	1.4 MHz, 16QAM			1.09	1.29
	3 MHz, QPSK	15/0		2.68	3.08
	3 MHz, 16QAM			2.69	3.04
	5 MHz, QPSK	25/0		4.52	5.19
	5 MHz, 16QAM			4.49	5.29
	10 MHz, QPSK	50/0		8.97	10.05
	10 MHz, 16QAM			8.95	10.1

**LTE13**

Band	Mode	RB Allocation/RB Offset	f(MHz)	99% BW (MHz)	-26dB BW (MHz)
LTE BAND 13	5 MHz, QPSK	25/0	782.0	4.51	5.17
	5 MHz, 16QAM			4.51	5.32
	10 MHz, QPSK	50/0		8.94	9.91
	10 MHz, 16QAM			8.94	10

**LTE17**

Band	Mode	RB Allocation/RB Offset	f(MHz)	99% BW (MHz)	-26dB BW (MHz)
LTE BAND 17	5 MHz, QPSK	25/0	710.0	4.51	5.19
	5 MHz, 16QAM			4.5	5.21
	10 MHz, QPSK	50/0		8.95	10.03
	10 MHz, 16QAM			8.93	10.15

**LTE25**

Band	Mode	RB Allocation/RB Offset	f(MHz)	99% BW (MHz)	-26dB BW (MHz)
LTE BAND 25	1.4 MHz, QPSK	6/0	1882.5	1.09	1.29
	1.4 MHz, 16QAM			1.09	1.32
	3 MHz, QPSK	15/0		2.69	3.05
	3 MHz, 16QAM			2.69	3.08
	5 MHz, QPSK	25/0		4.52	5.21
	5 MHz, 16QAM			4.5	5.16
	10 MHz, QPSK	50/0		8.97	9.98
	10 MHz, 16QAM			8.98	10.14
	15 MHz, QPSK	75/0		13.41	14.78
	15 MHz, 16QAM			13.42	15.2
	20 MHz, QPSK	100/0		17.9	19.64
	20 MHz, 16QAM			17.86	19.71

**LTE26 (FCC PART 90S)**

Band	Mode	RB Allocation/RB Offset	f(MHz)	99% BW (MHz)	-26dB BW (MHz)
LTE BAND 26	1.4 MHz, QPSK	6/0	819.0	1.08	1.30
	1.4 MHz, 16QAM			1.09	1.31
	3 MHz, QPSK	15/0		2.69	3.04
	3 MHz, 16QAM			2.69	3.06
	5 MHz, QPSK	25/0		4.51	5.21
	5 MHz, 16QAM			4.51	5.24
	10 MHz, QPSK	50/0		8.94	9.98
	10 MHz, 16QAM			8.95	10.07
	15 MHz, QPSK	75/0		13.42	15.16
	15 MHz, 16QAM			13.45	14.97

**LTE26 (FCC PART 22)**

Band	Mode	RB Allocation/RB Offset	f(MHz)	99% BW (MHz)	-26dB BW (MHz)
LTE BAND 26	1.4 MHz, QPSK	6/0	831.5	1.09	1.28
	1.4 MHz, 16QAM			1.08	1.31
	3 MHz, QPSK	15/0		2.68	3.05
	3 MHz, 16QAM			2.69	3.06
	5 MHz, QPSK	25/0		4.50	5.17
	5 MHz, 16QAM			4.50	5.16
	10 MHz, QPSK	50/0		8.96	10.24
	10 MHz, 16QAM			8.98	9.98
	15 MHz, QPSK	75/0		13.38	14.76
	15 MHz, 16QAM			13.42	14.77

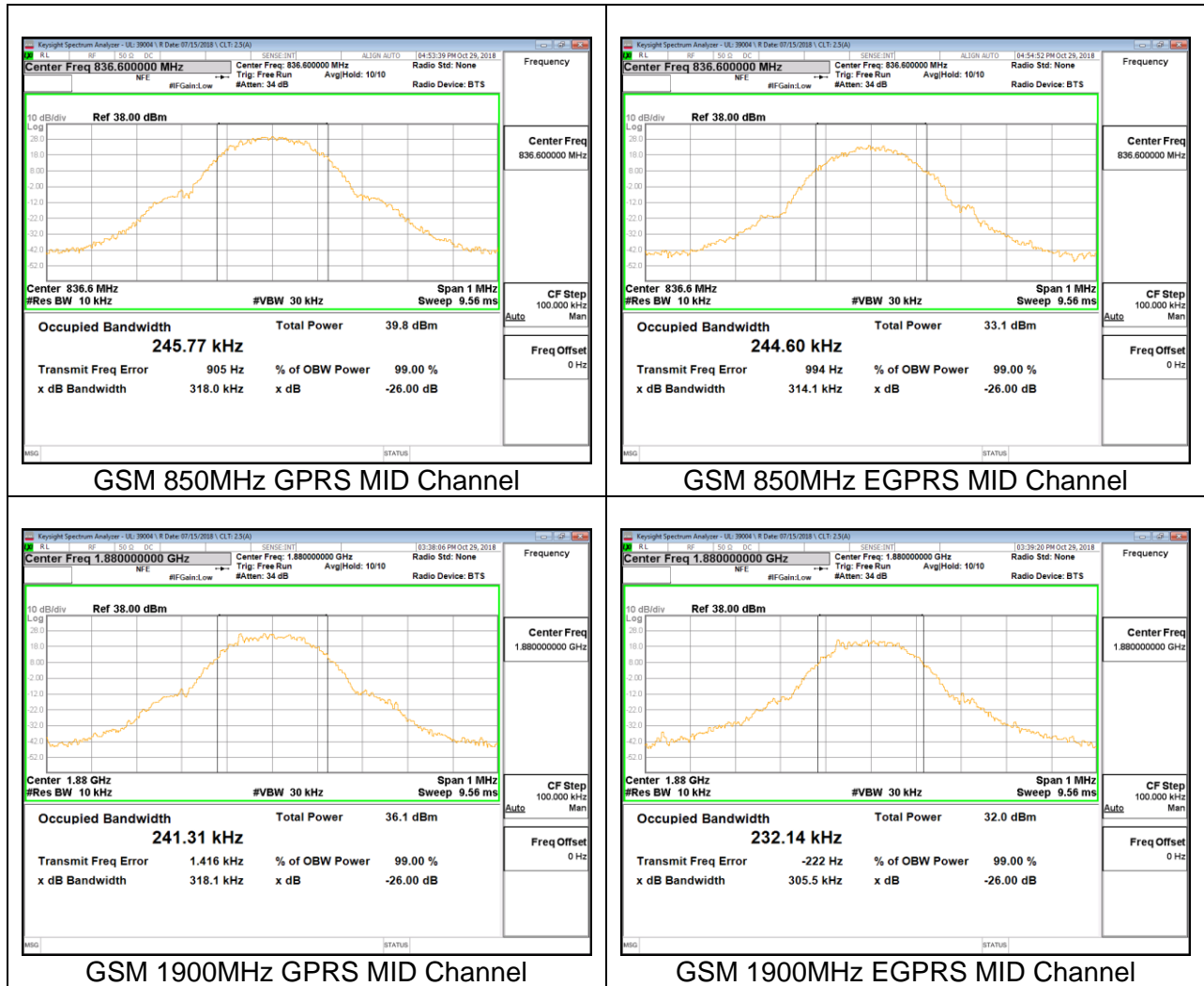
**LTE41**

Band	Mode	RB Allocation/RB Offset	f(MHz)	99% BW (MHz)	-26dB BW (MHz)
LTE BAND 41	5 MHz, QPSK	25/0	2593.0	4.51	5.25
	5 MHz, 16QAM			4.5	5.22
	10 MHz, QPSK	50/0		8.98	10.11
	10 MHz, 16QAM			8.97	10.28
	15 MHz, QPSK	75/0		13.45	14.92
	15 MHz, 16QAM			13.45	15.09
	20 MHz, QPSK	100/0		17.91	19.89
	20 MHz, 16QAM			17.91	19.88

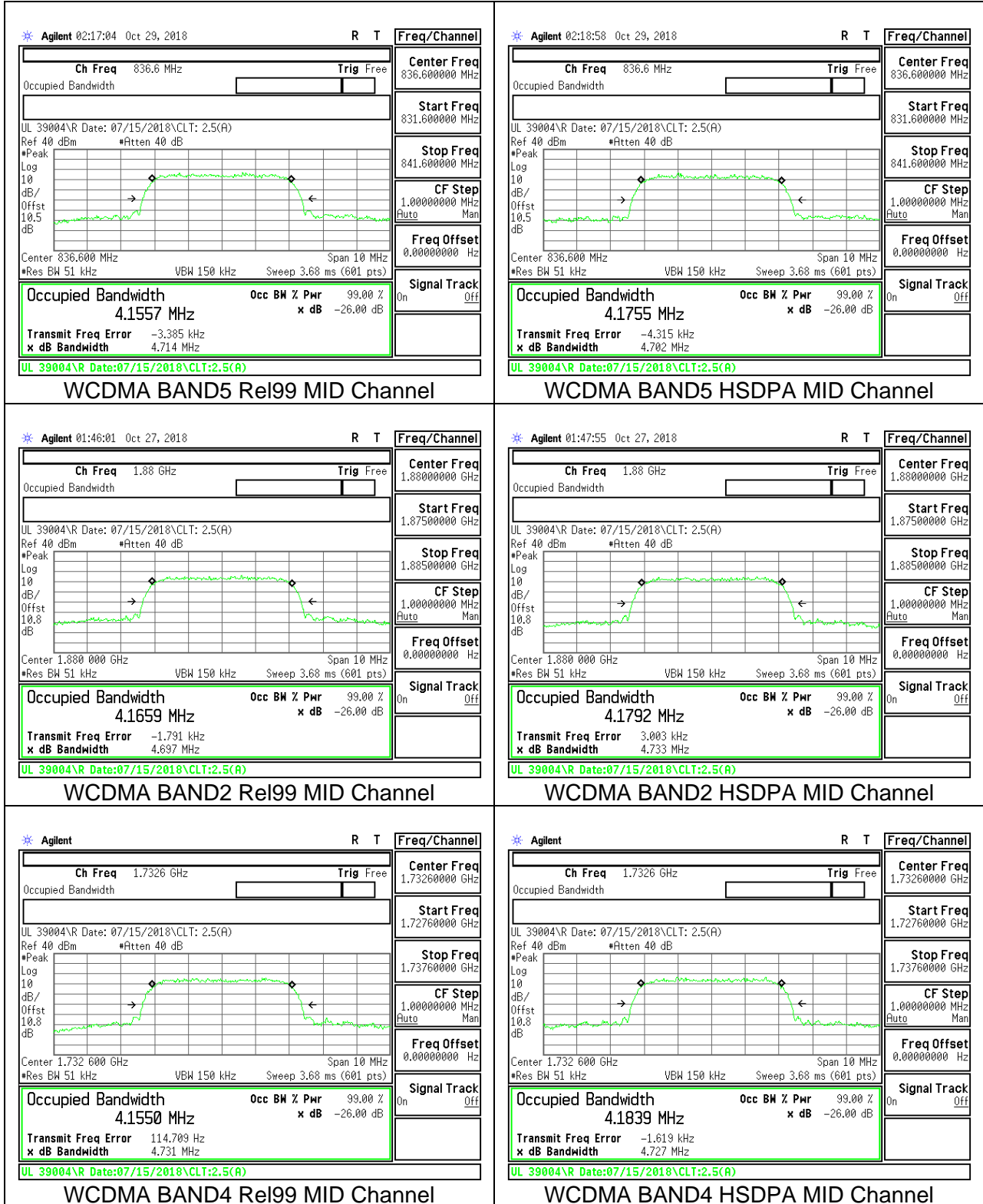
**LTE66**

Band	Mode	RB Allocation/RB Offset	f(MHz)	99% BW (MHz)	-26dB BW (MHz)
LTE BAND 66	1.4 MHz, QPSK	6/0	1745.0	1.09	1.28
	1.4 MHz, 16QAM			1.08	1.31
	3 MHz, QPSK	15/0		2.69	3.06
	3 MHz, 16QAM			2.69	3.03
	5 MHz, QPSK	25/0		4.5	5.28
	5 MHz, 16QAM			4.52	5.26
	10 MHz, QPSK	50/0		8.95	10.11
	10 MHz, 16QAM			8.96	10.03
	15 MHz, QPSK	75/0		13.38	15.22
	15 MHz, 16QAM			13.4	15.28
	20 MHz, QPSK	100/0		17.89	19.58
	20 MHz, 16QAM			17.88	19.66

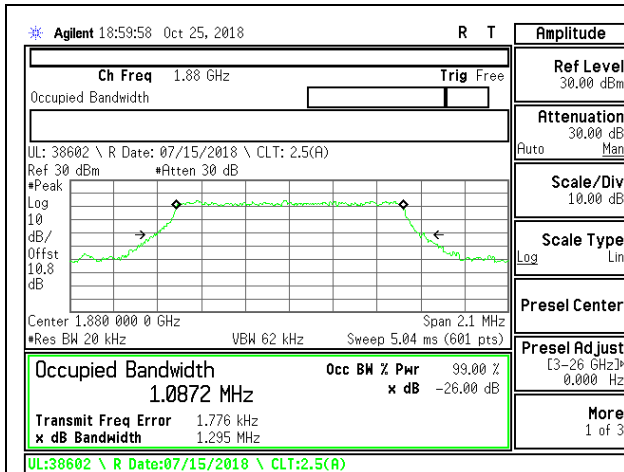
### 9.1.1. GSM



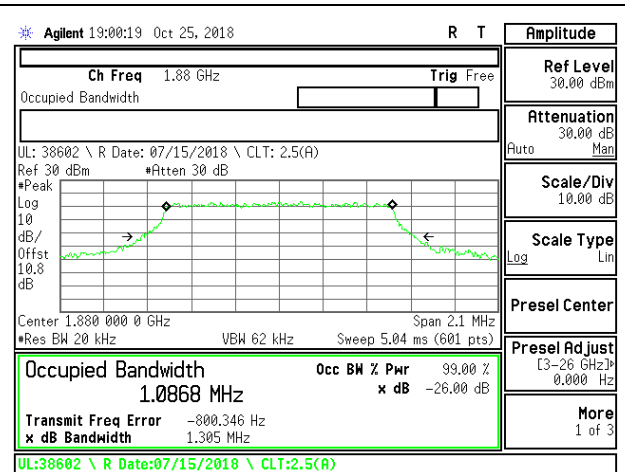
9.1.2. WCDMA



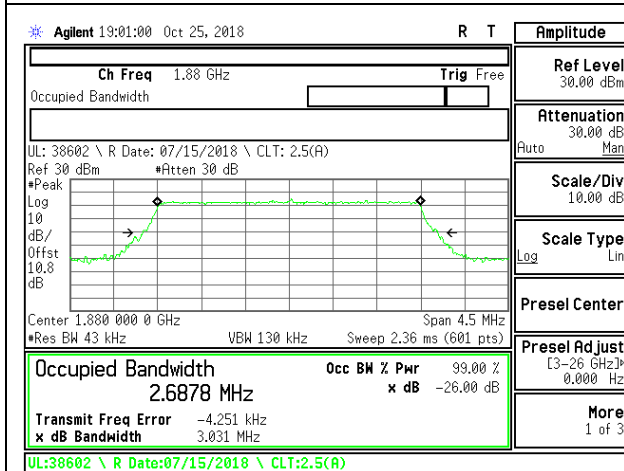
9.1.3. LTE BAND 2



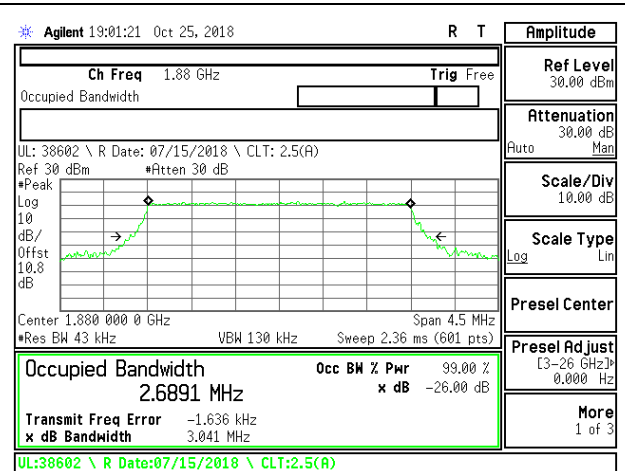
LTE B2 1.4MHz QPSK Mid Channel RB6-0



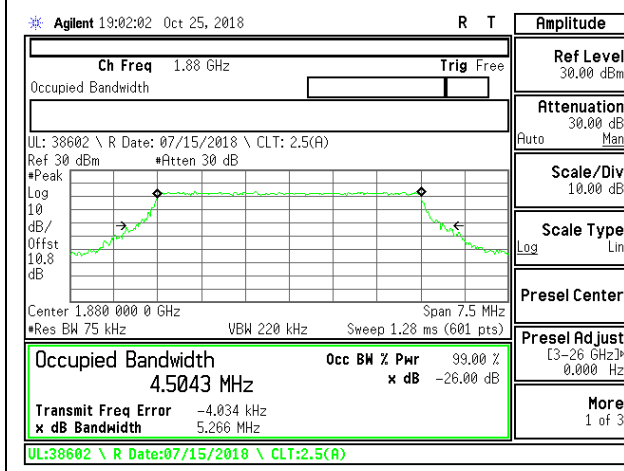
LTE B2 1.4MHz 16QAM Mid Channel RB6-0



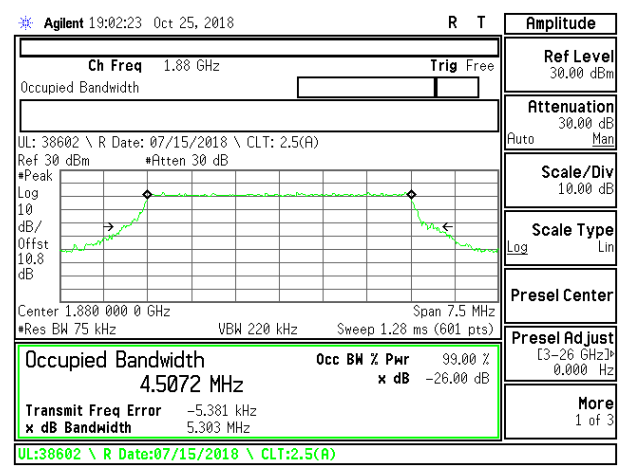
LTE B2 3MHz QPSK Mid Channel RB15-0



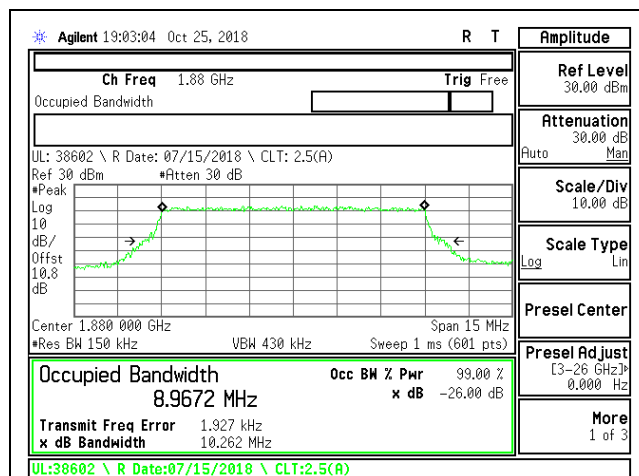
LTE B2 3MHz 16QAM Mid Channel RB15-0



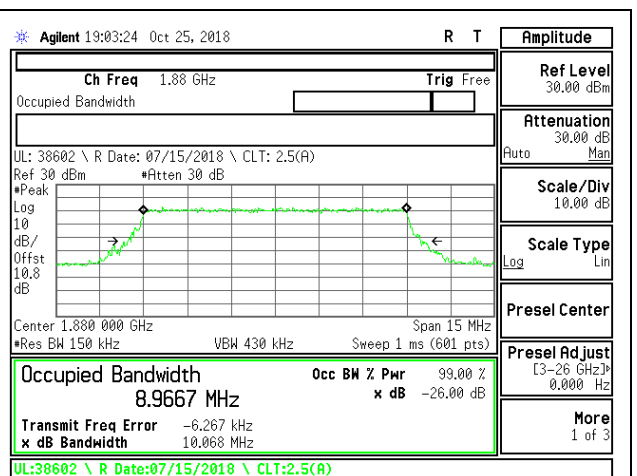
LTE B2 5MHz QPSK Mid Channel RB25-0



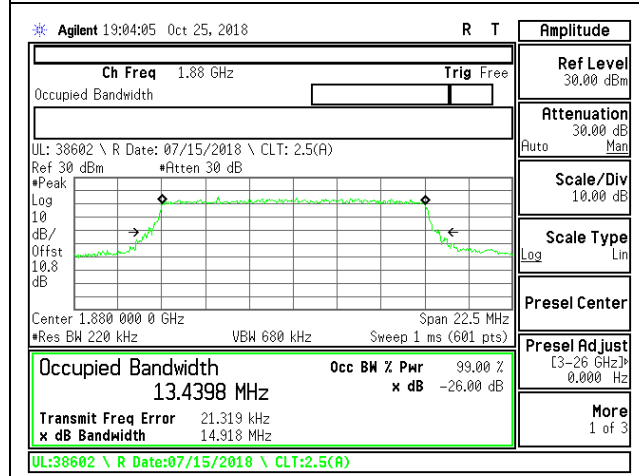
LTE B2 5MHz 16QAM Mid Channel RB25-0



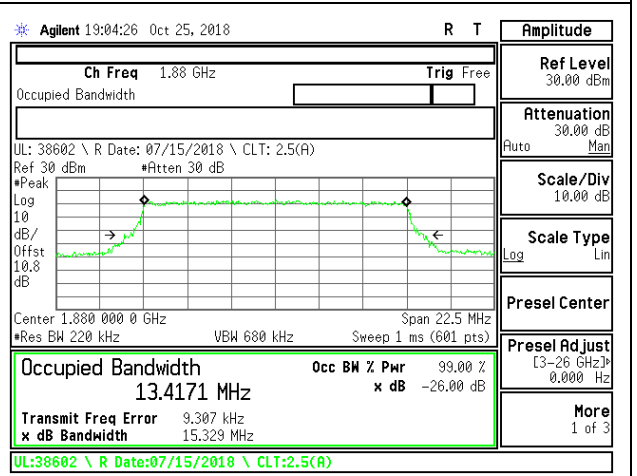
LTE B2 10MHz QPSK Mid Channel RB50-0



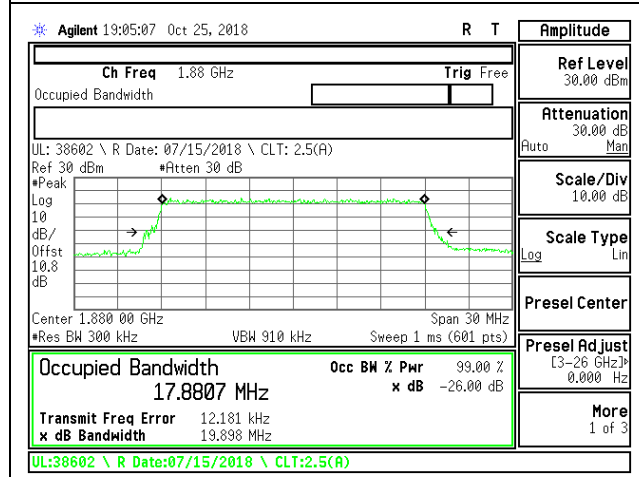
LTE B2 10MHz 16QAM Mid Channel RB50-0



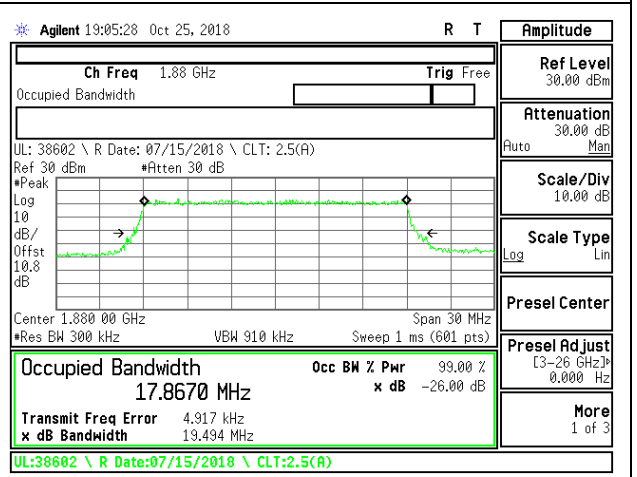
LTE B2 15MHz QPSK Mid Channel RB75-0



LTE B2 15MHz 16QAM Mid Channel RB75-0

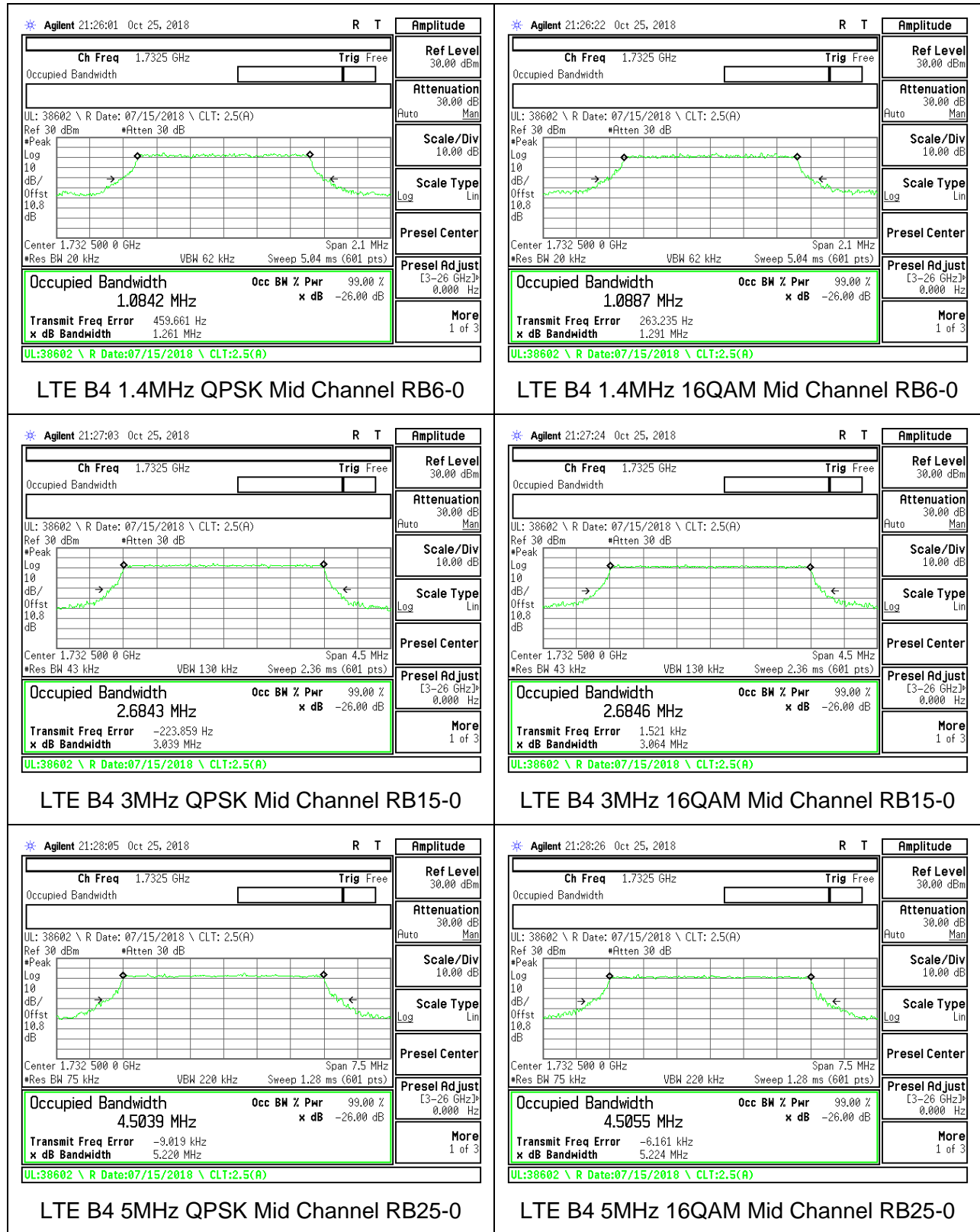


LTE B2 20MHz QPSK Mid Channel RB100-0

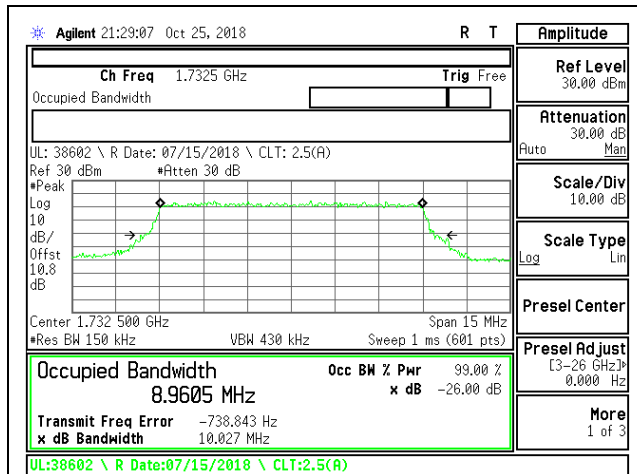


LTE B2 20MHz 16QAM Mid Channel RB100-0

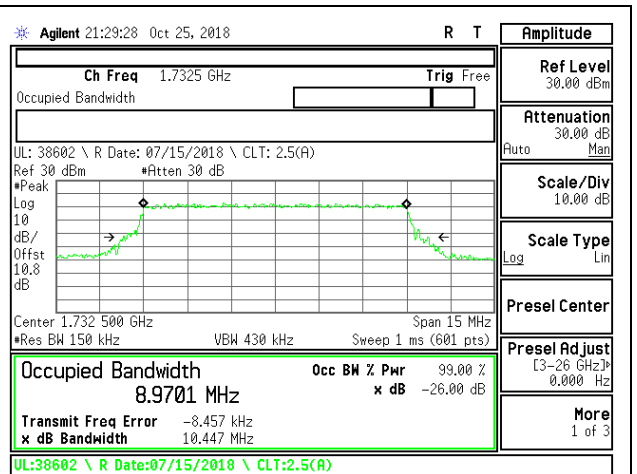
9.1.4. LTE BAND 4



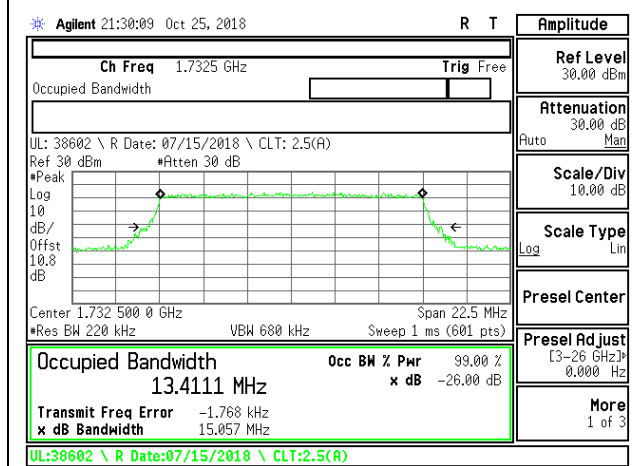




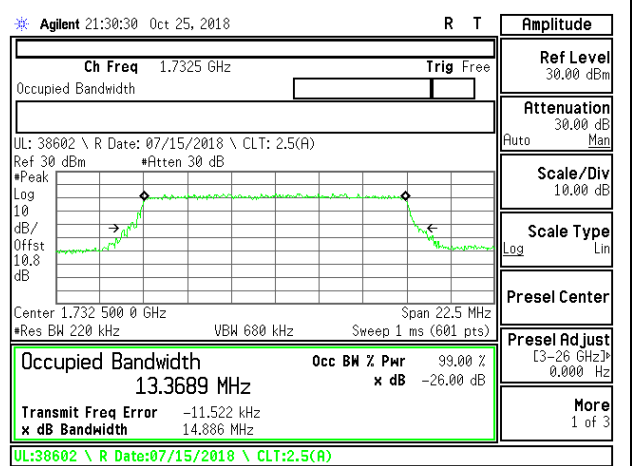
LTE B4 10MHz QPSK Mid Channel RB50-0



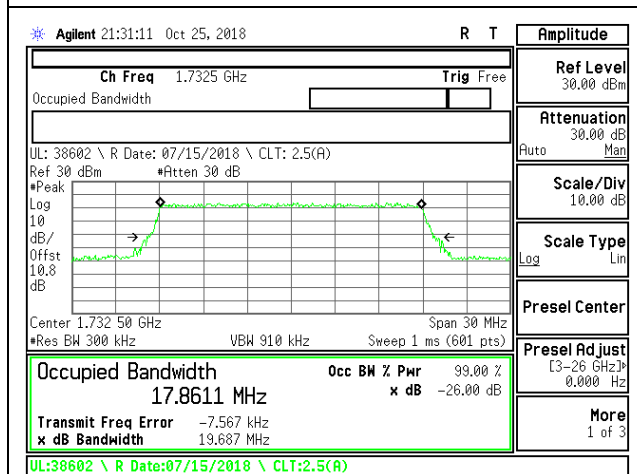
LTE B4 10MHz 16QAM Mid Channel RB50-0



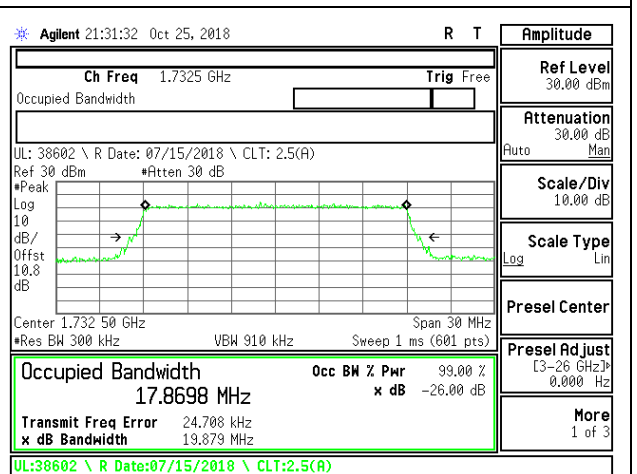
LTE B4 15MHz QPSK Mid Channel RB75-0



LTE B4 15MHz 16QAM Mid Channel RB75-0

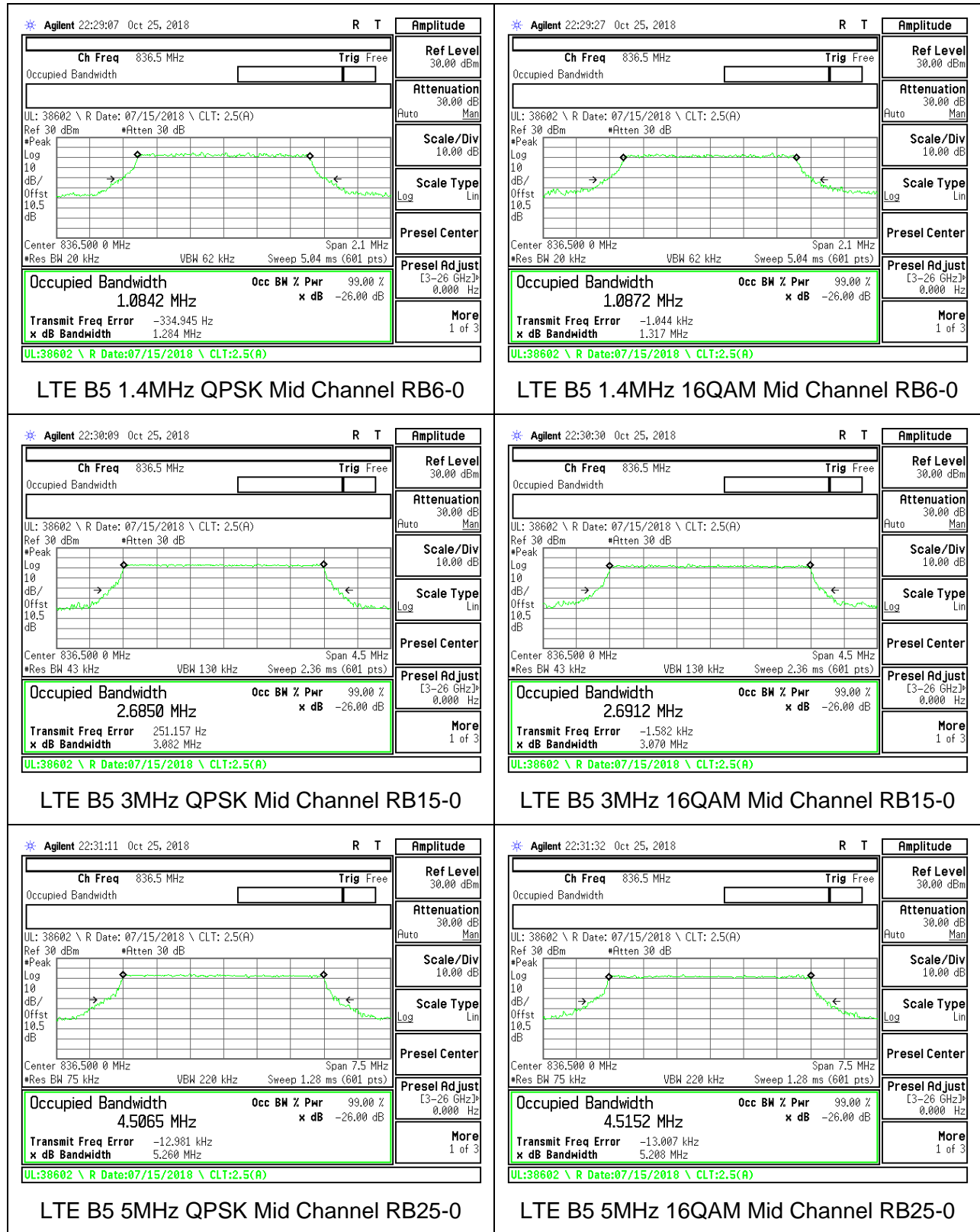


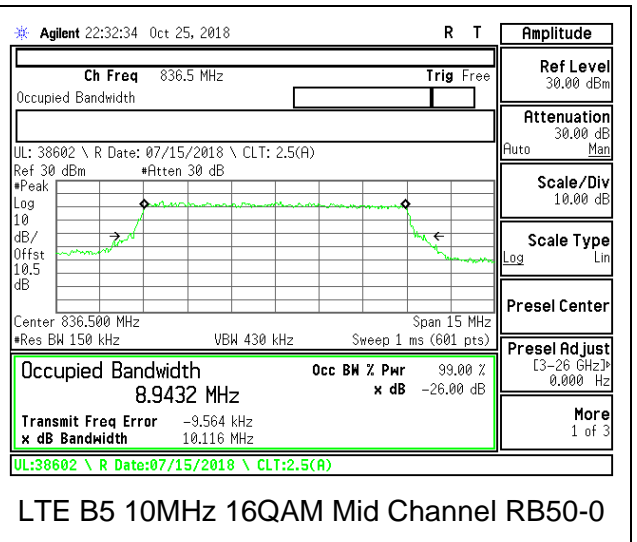
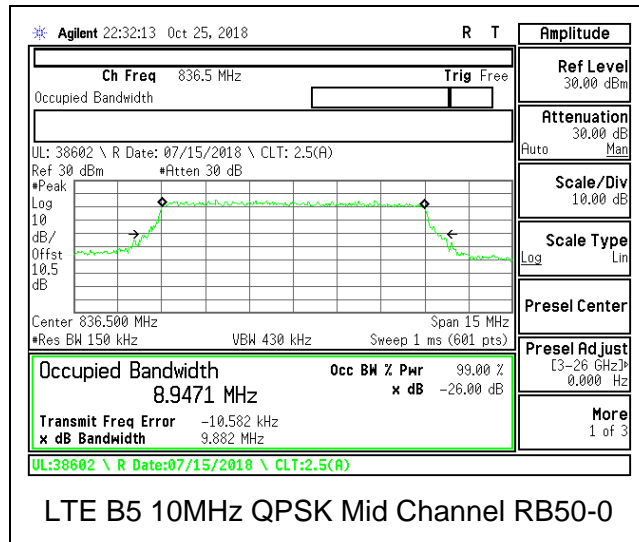
LTE B4 20MHz QPSK Mid Channel RB100-0



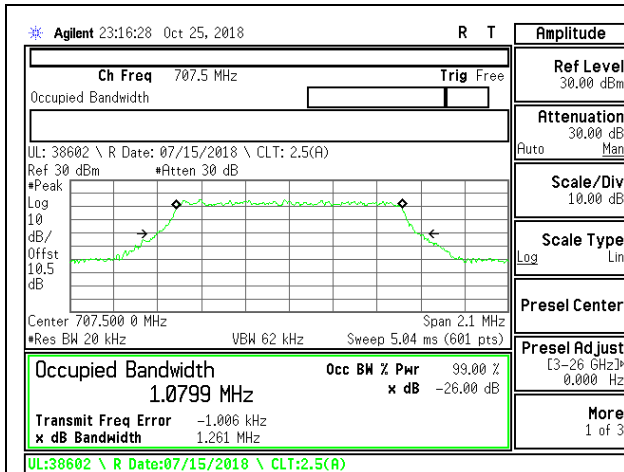
LTE B4 20MHz 16QAM Mid Channel RB100-0

9.1.5. LTE BAND 5

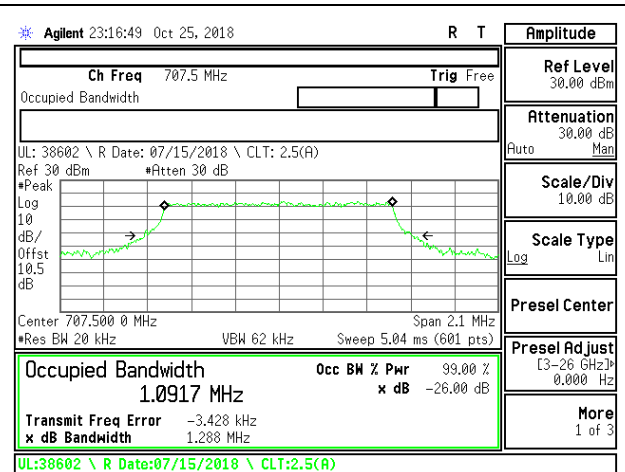




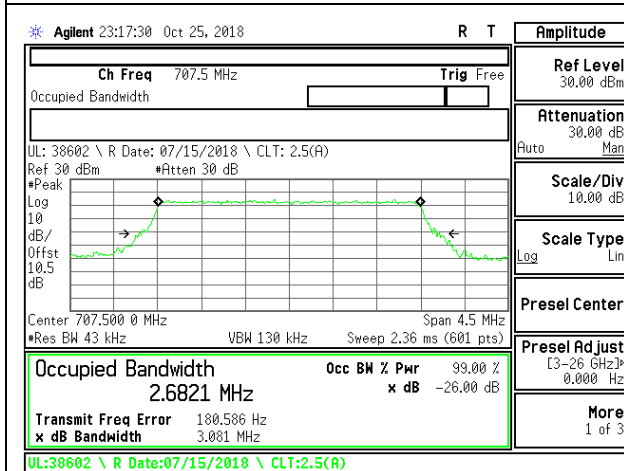
9.1.6. LTE BAND 12



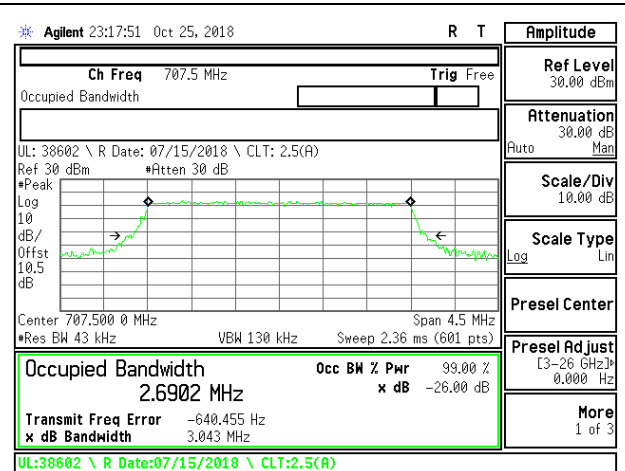
LTE B12 1.4MHz QPSK Mid Channel RB6-0



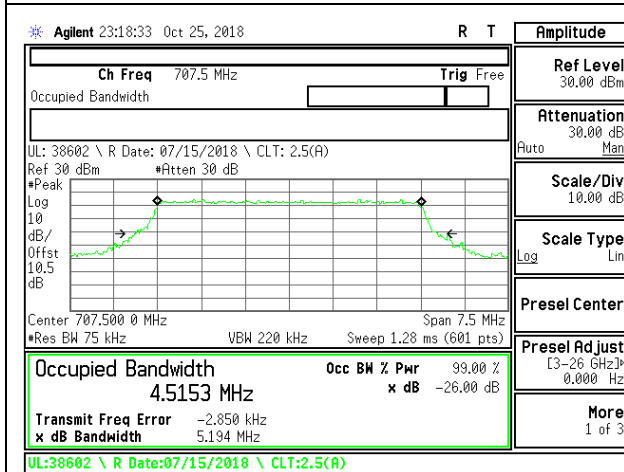
LTE B12 1.4MHz 16QAM Mid Channel RB6-0



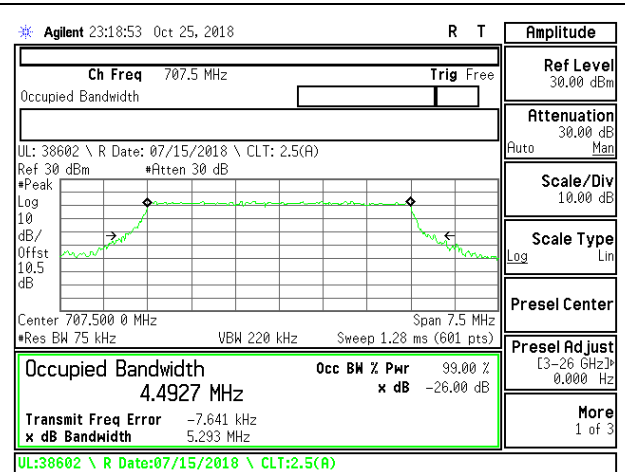
LTE B12 3MHz QPSK Mid Channel RB15-0



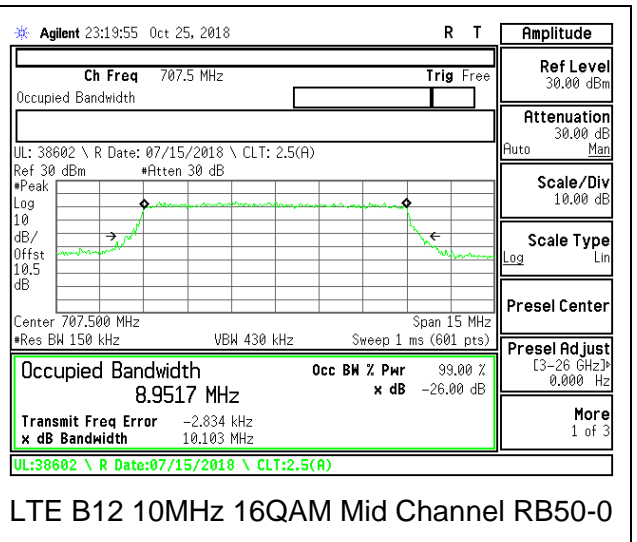
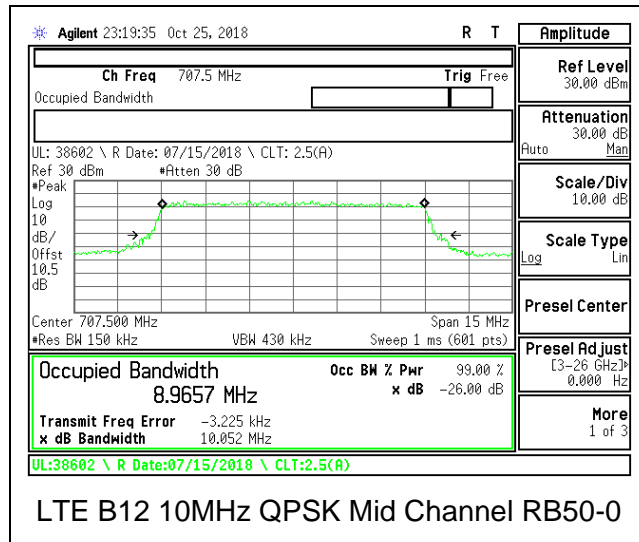
LTE B12 3MHz 16QAM Mid Channel RB15-0



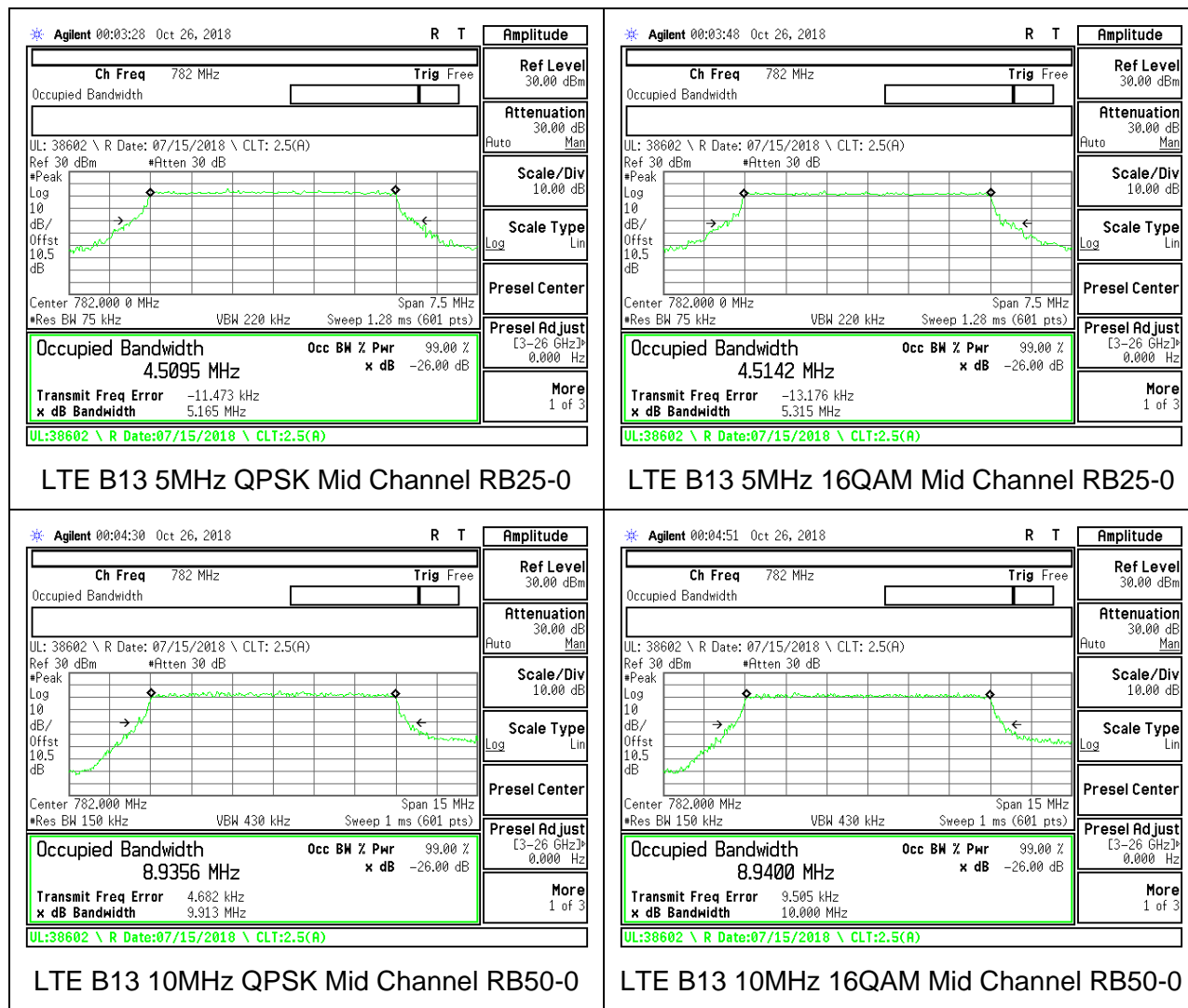
LTE B12 5MHz QPSK Mid Channel RB25-0



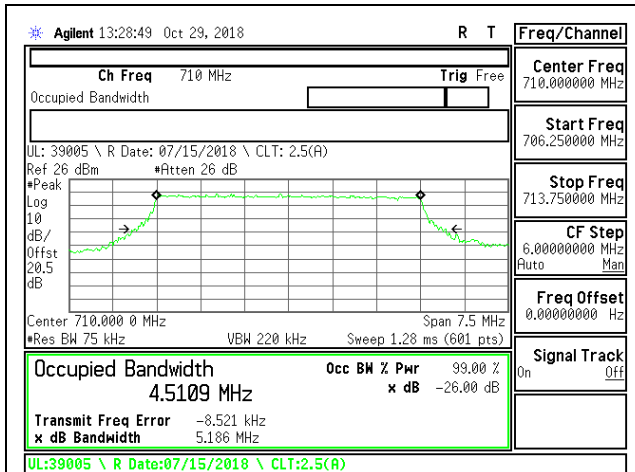
LTE B12 5MHz 16QAM Mid Channel RB25-0



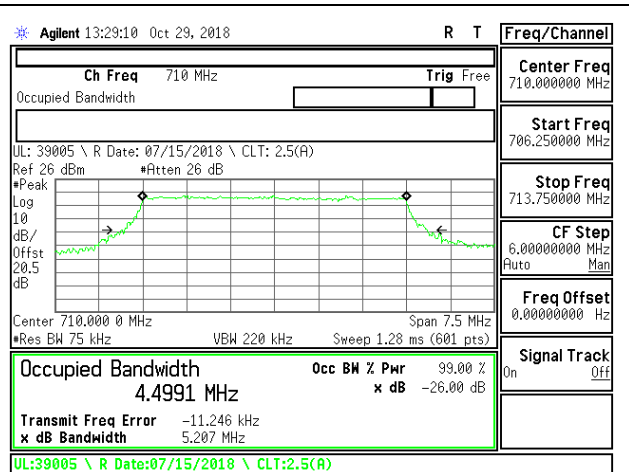
9.1.7. LTE BAND 13



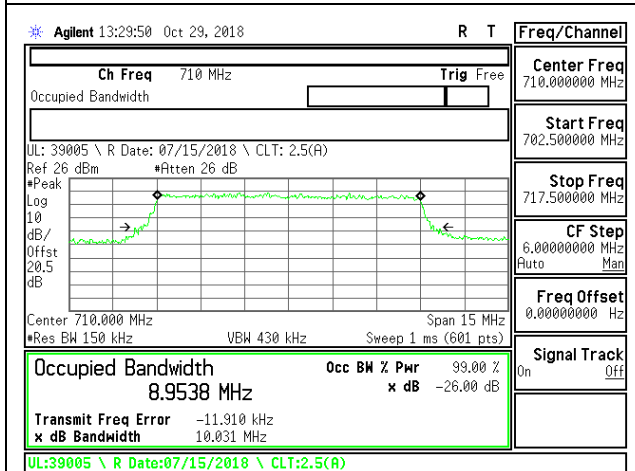
9.1.8. LTE BAND 17



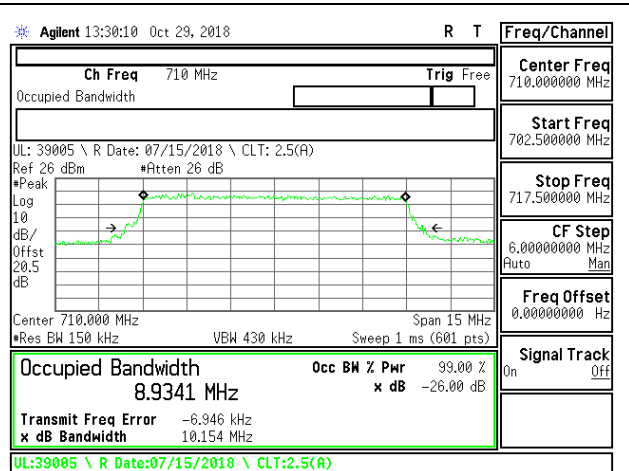
LTE B17 5MHz QPSK Mid Channel RB25-0



LTE B17 5MHz 16QAM Mid Channel RB25-0

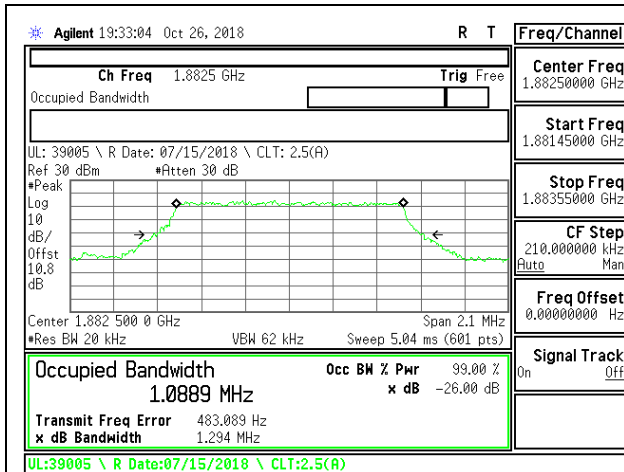


LTE B17 10MHz QPSK Mid Channel RB50-0

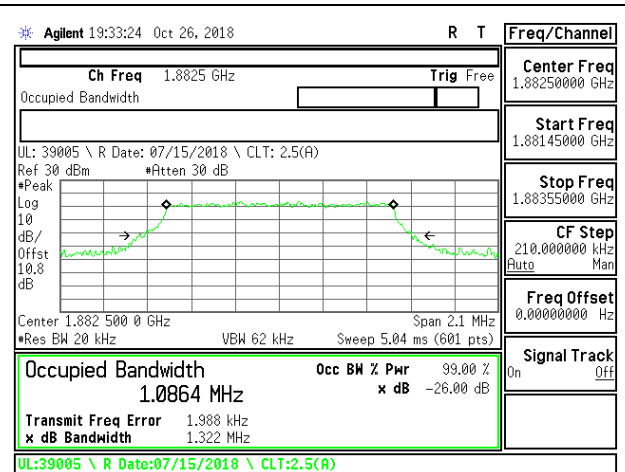


LTE B17 10MHz 16QAM Mid Channel RB50-0

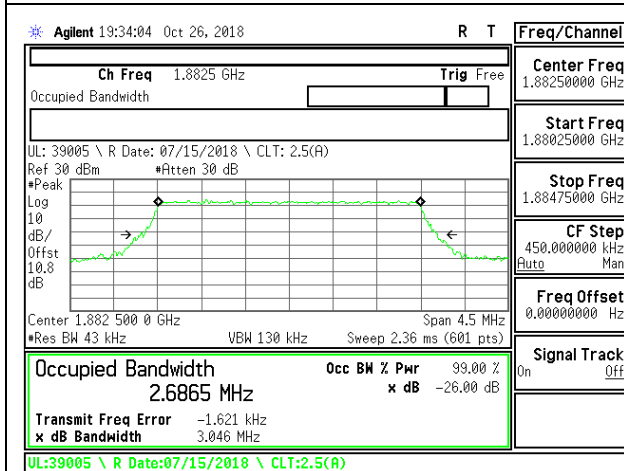
9.1.9. LTE BAND 25



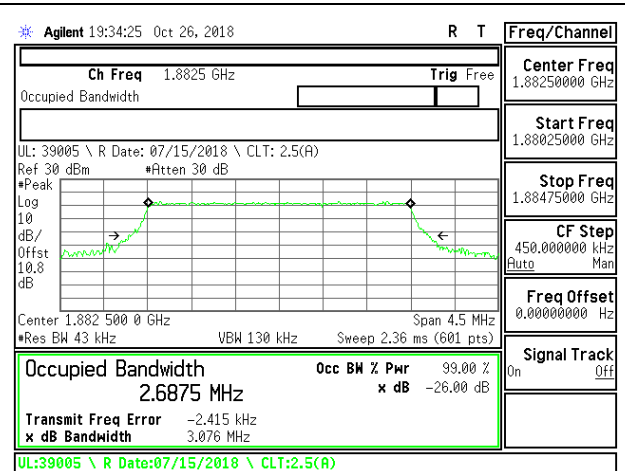
LTE B25 1.4MHz QPSK Mid Channel RB6-0



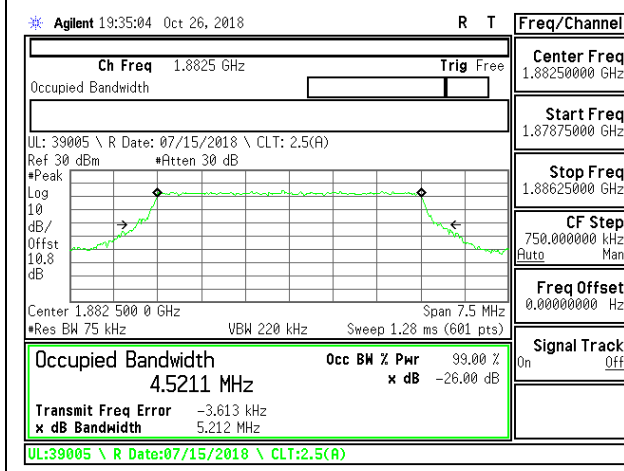
LTE B25 1.4MHz 16QAM Mid Channel RB6-0



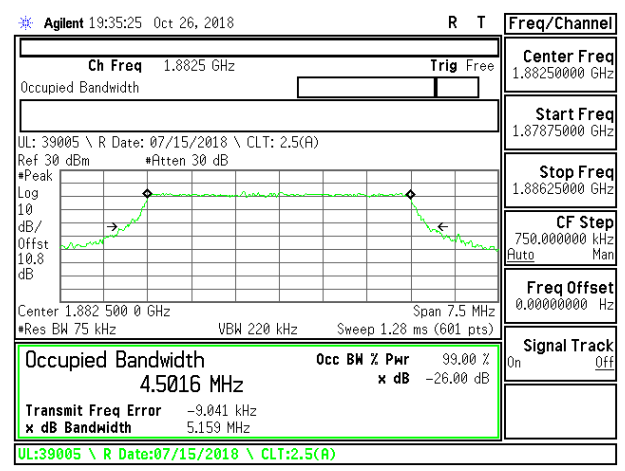
LTE B25 3MHz QPSK Mid Channel RB15-0



LTE B25 3MHz 16QAM Mid Channel RB15-0

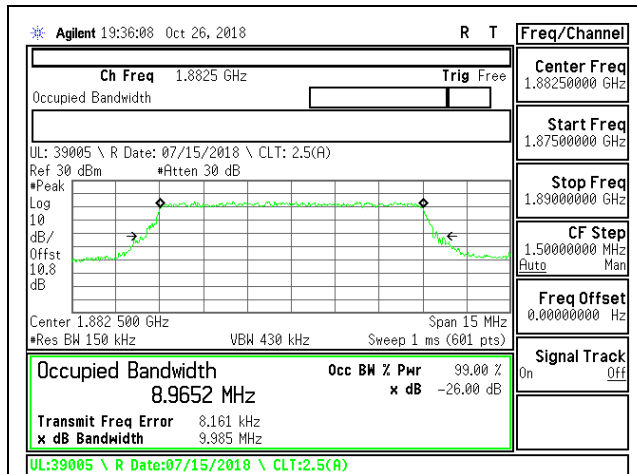


LTE B25 5MHz QPSK Mid Channel RB25-0

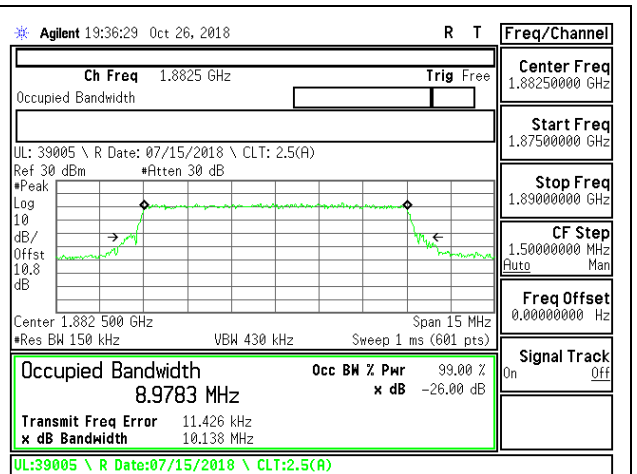


LTE B25 5MHz 16QAM Mid Channel RB25-0

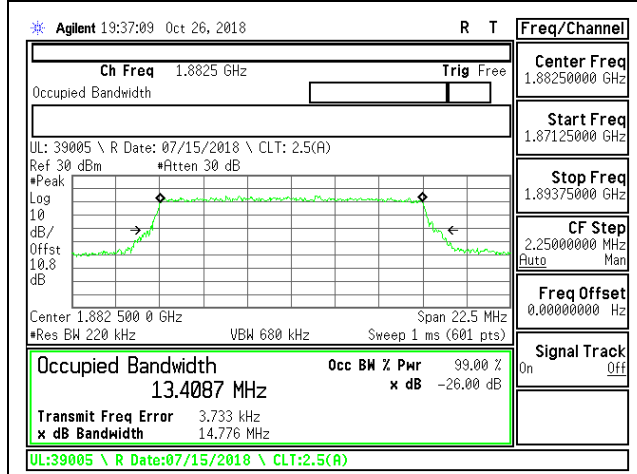




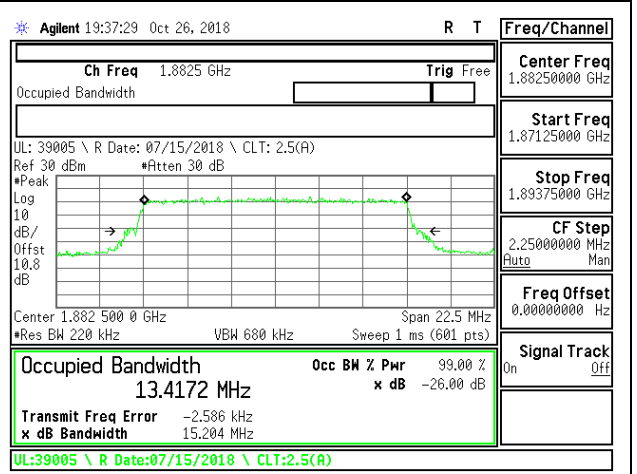
LTE B25 10MHz QPSK Mid Channel RB50-0



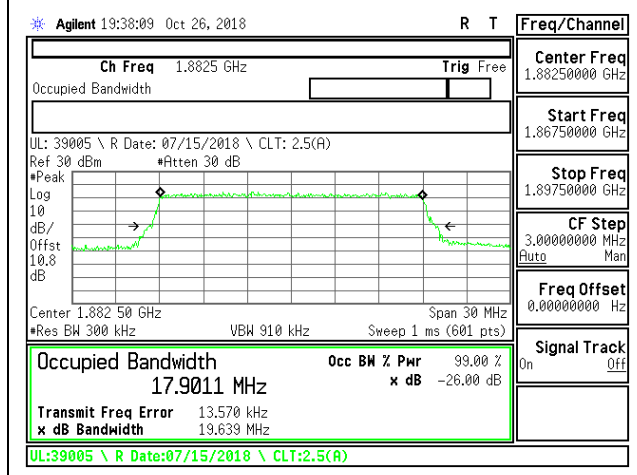
LTE B25 10MHz 16QAM Mid Channel RB50-0



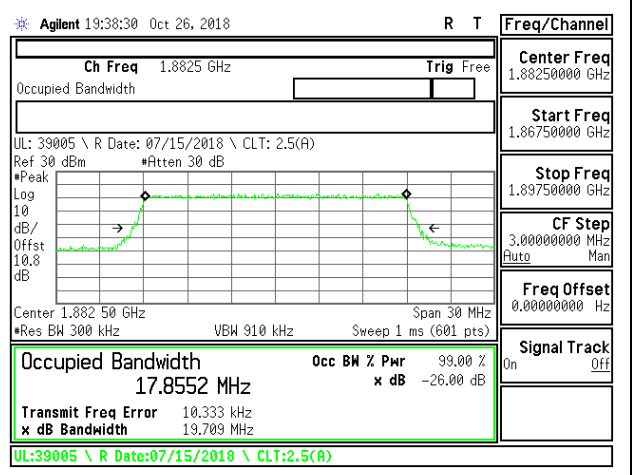
LTE B25 15MHz QPSK Mid Channel RB75-0



LTE B25 15MHz 16QAM Mid Channel RB75-0

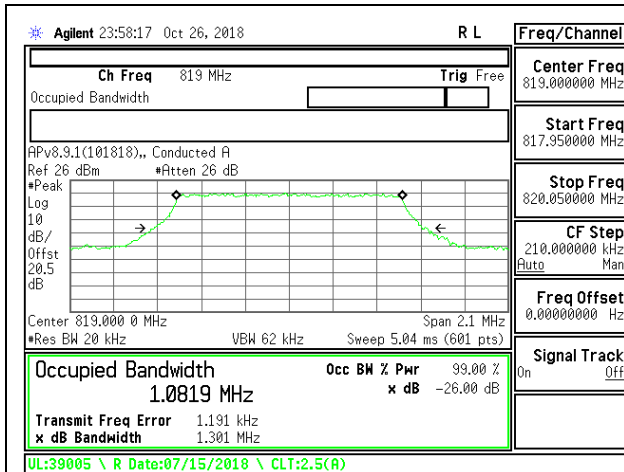


LTE B25 20MHz QPSK Mid Channel RB100-0

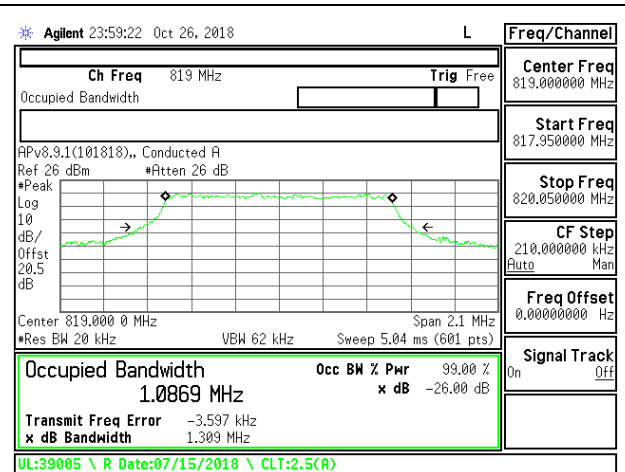


LTE B25 20MHz 16QAM Mid Channel RB100-0

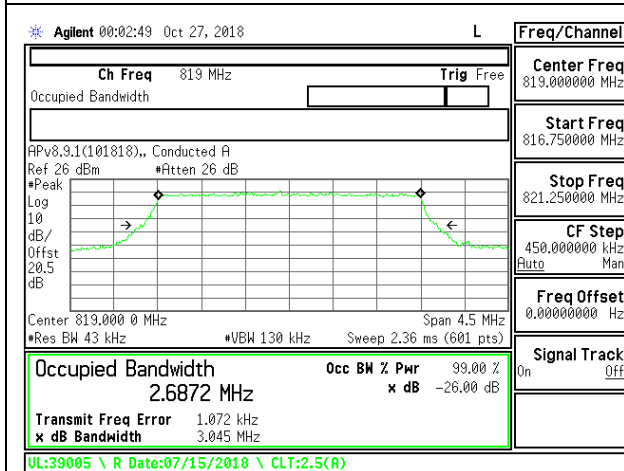
9.1.10. LTE BAND 26 (FCC PART 90S)



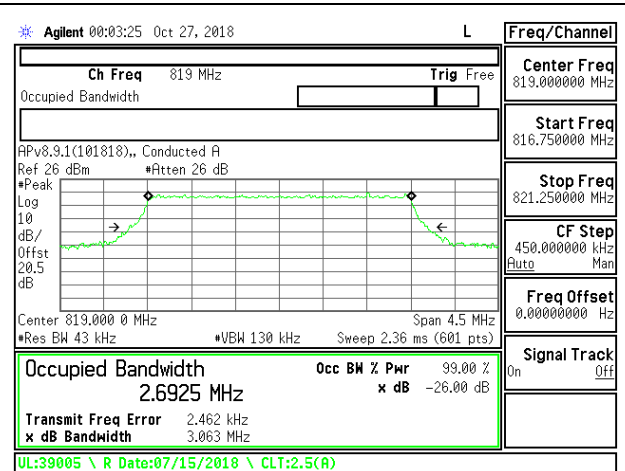
LTE B26 1.4MHz QPSK Mid Channel RB6-0



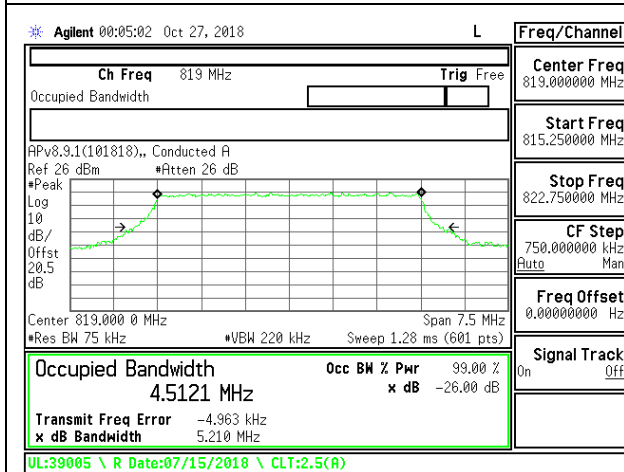
LTE B26 1.4MHz 16QAM Mid Channel RB6-0



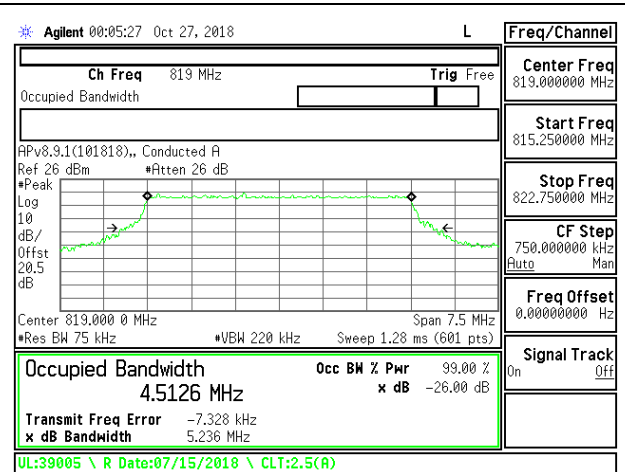
LTE B26 3MHz QPSK Mid Channel RB15-0



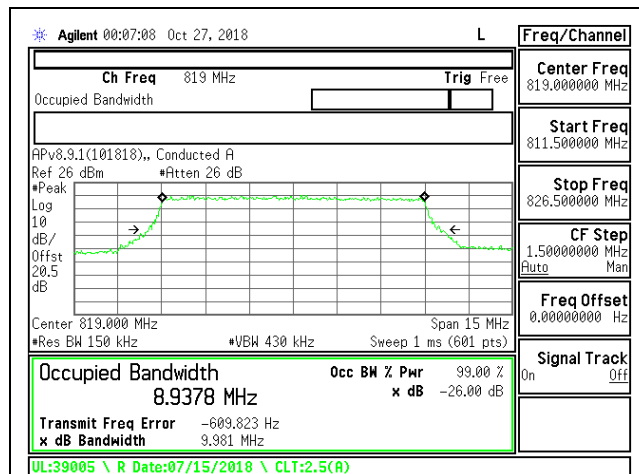
LTE B26 3MHz 16QAM Mid Channel RB15-0



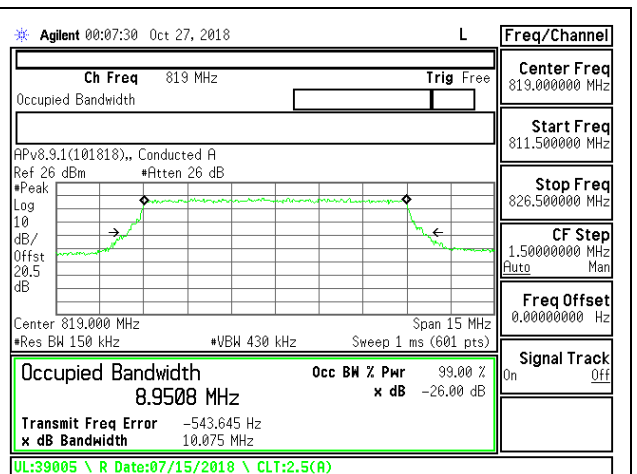
LTE B26 5MHz QPSK Mid Channel RB25-0



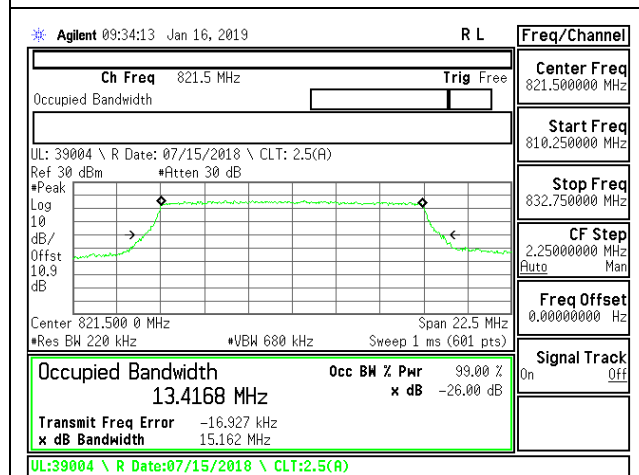
LTE B26 5MHz 16QAM Mid Channel RB25-0



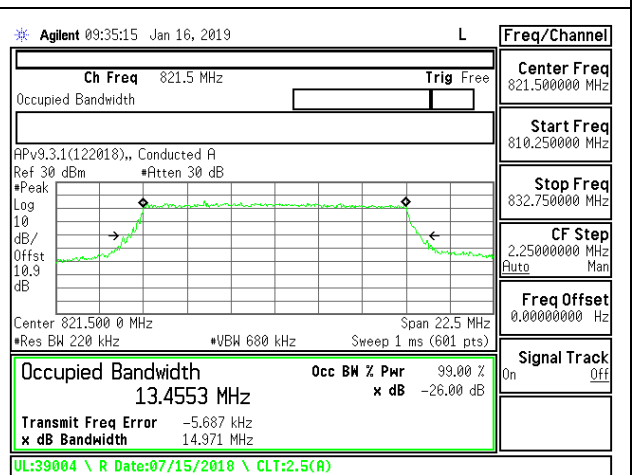
LTE B26 10MHz QPSK Mid Channel RB50-0



LTE B26 10MHz 16QAM Mid Channel RB50-0

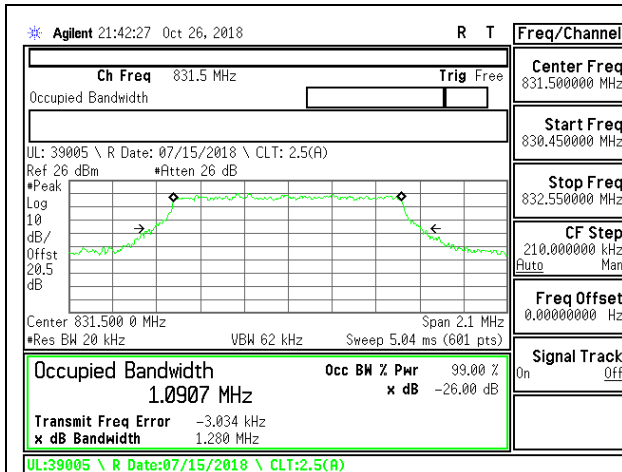


LTE B26 15MHz QPSK Low Channel RB75-0

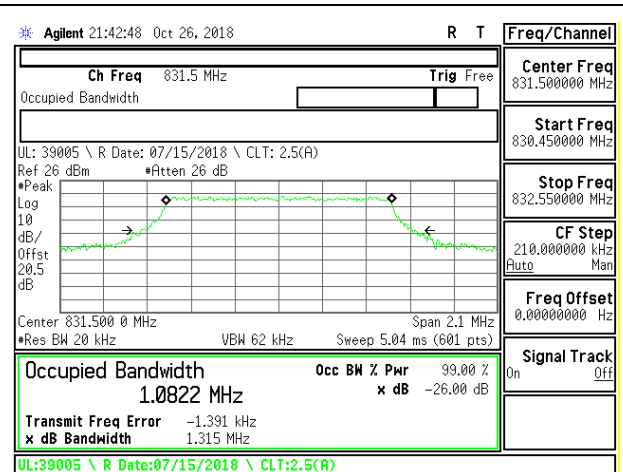


LTE B26 15MHz 16QAM Low Channel RB75-0

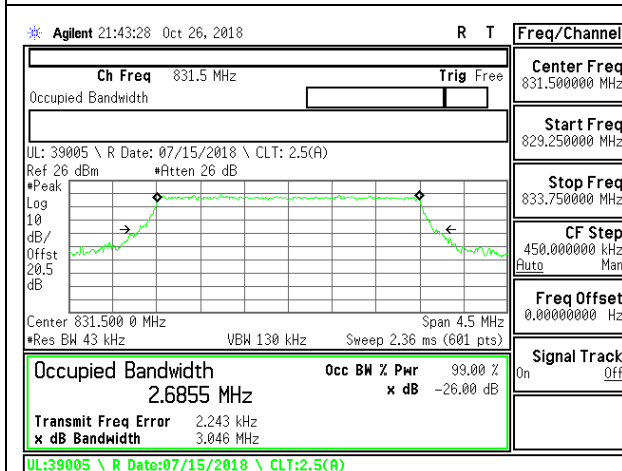
9.1.11. LTE BAND 26 (FCC PART 22)



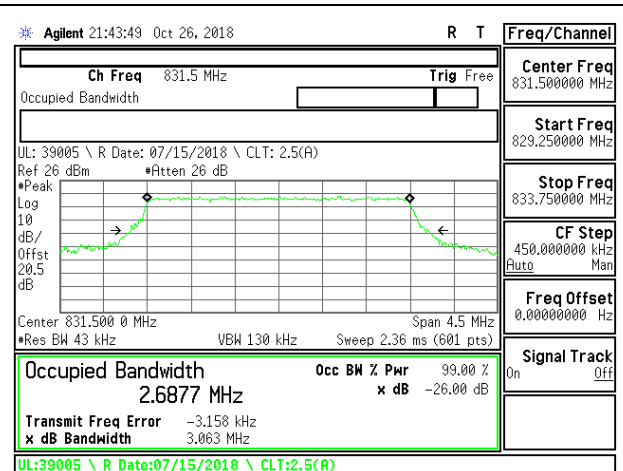
LTE B26 1.4MHz QPSK Mid Channel RB6-0



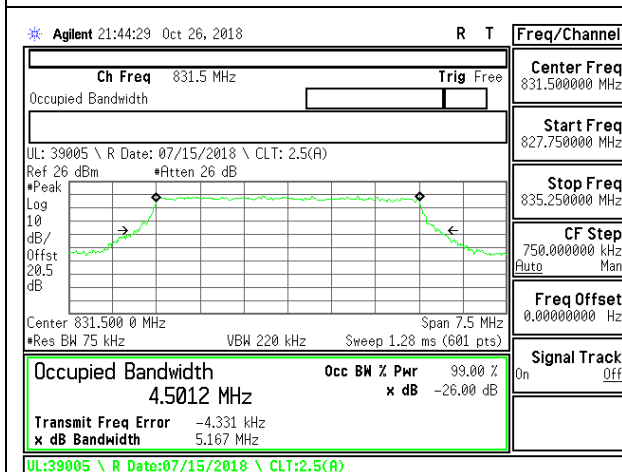
LTE B26 1.4MHz 16QAM Mid Channel RB6-0



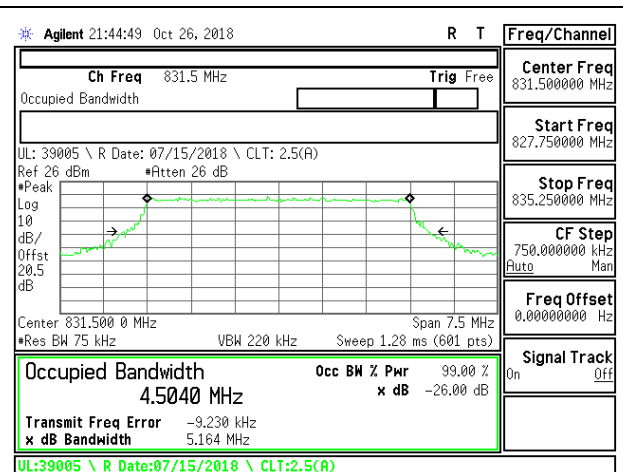
LTE B26 3MHz QPSK Mid Channel RB15-0



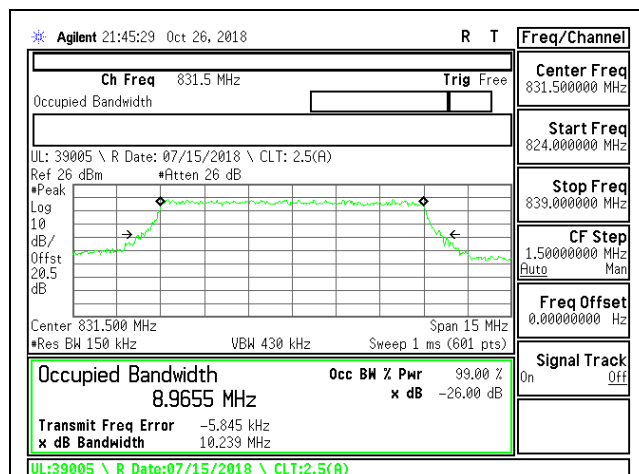
LTE B26 3MHz 16QAM Mid Channel RB15-0



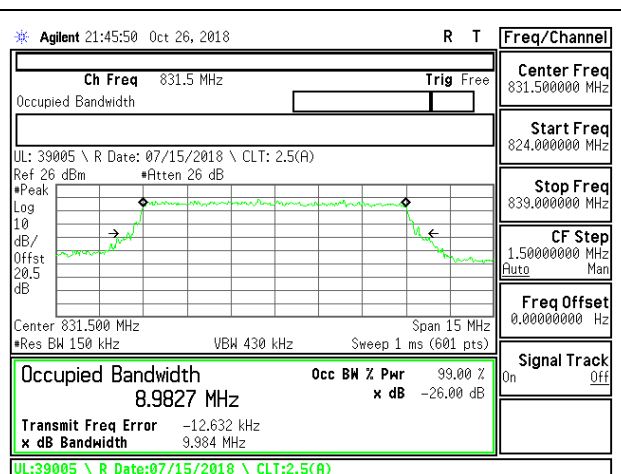
LTE B26 5MHz QPSK Mid Channel RB25-0



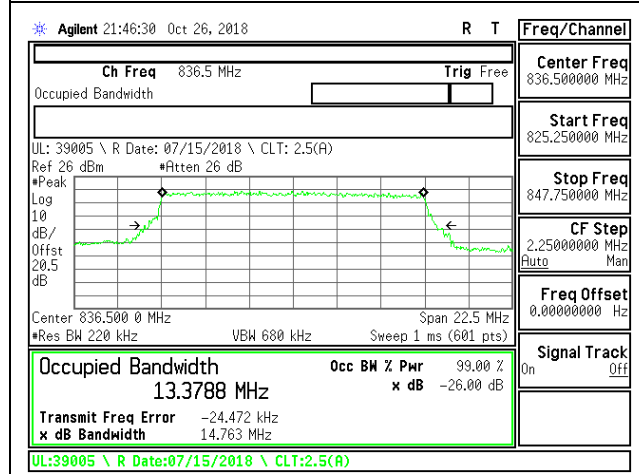
LTE B26 5MHz 16QAM Mid Channel RB25-0



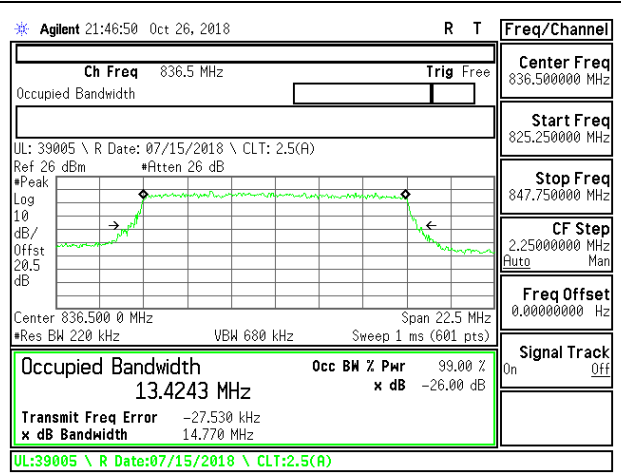
LTE B26 10MHz QPSK Mid Channel RB50-0



LTE B26 10MHz 16QAM Mid Channel RB50-0

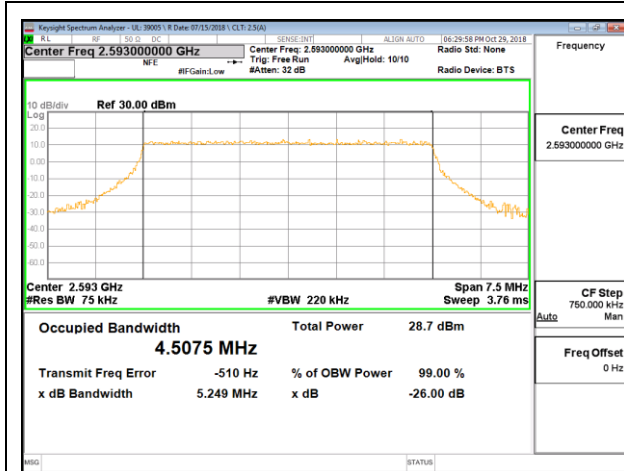


LTE B26 15MHz QPSK Mid Channel RB75-0

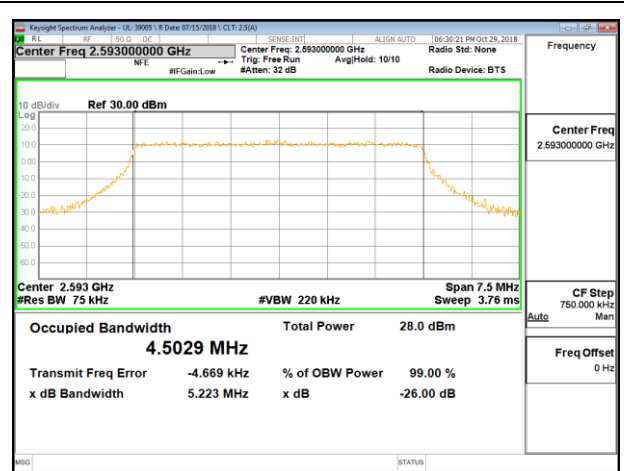


LTE B26 15MHz 16QAM Mid Channel RB75-0

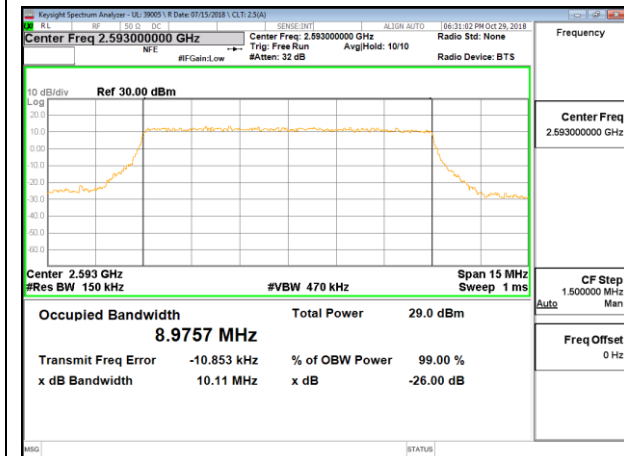
9.1.12. LTE BAND 41



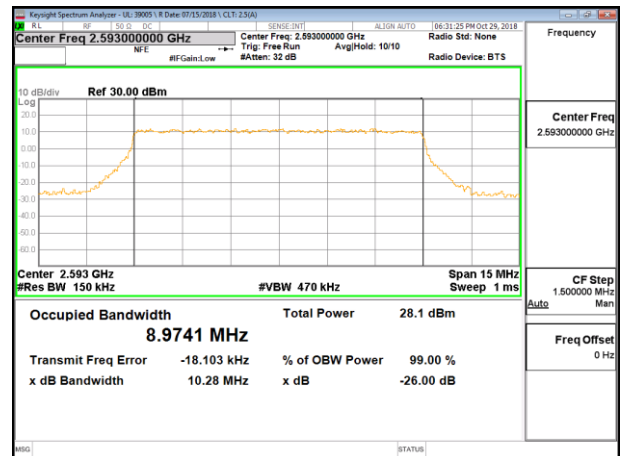
LTE B41 5MHz QPSK Mid Channel RB25-0



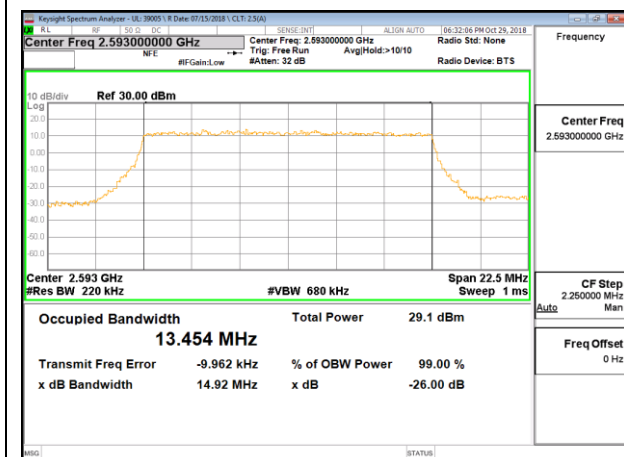
LTE B41 5MHz 16QAM Mid Channel RB25-0



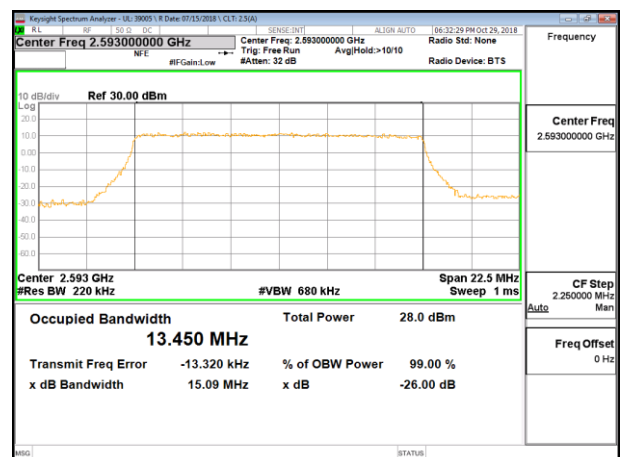
LTE B41 10MHz QPSK Mid Channel RB50-0



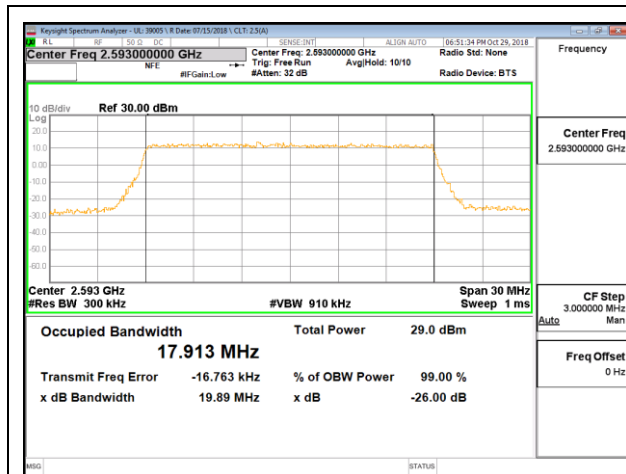
LTE B41 10MHz 16QAM Mid Channel RB50-0



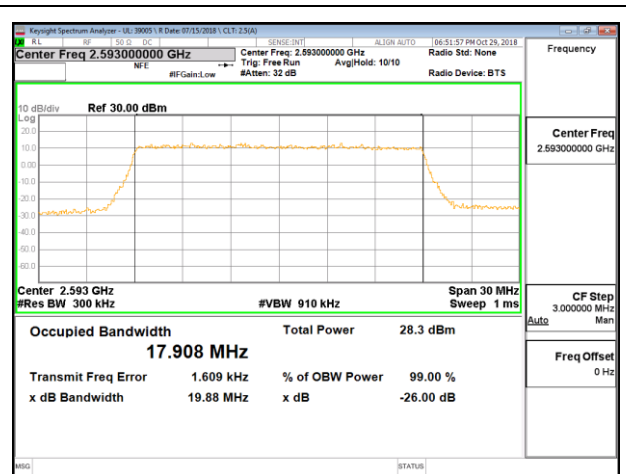
LTE B41 15MHz QPSK Mid Channel RB75-0



LTE B41 15MHz 16QAM Mid Channel RB75-0

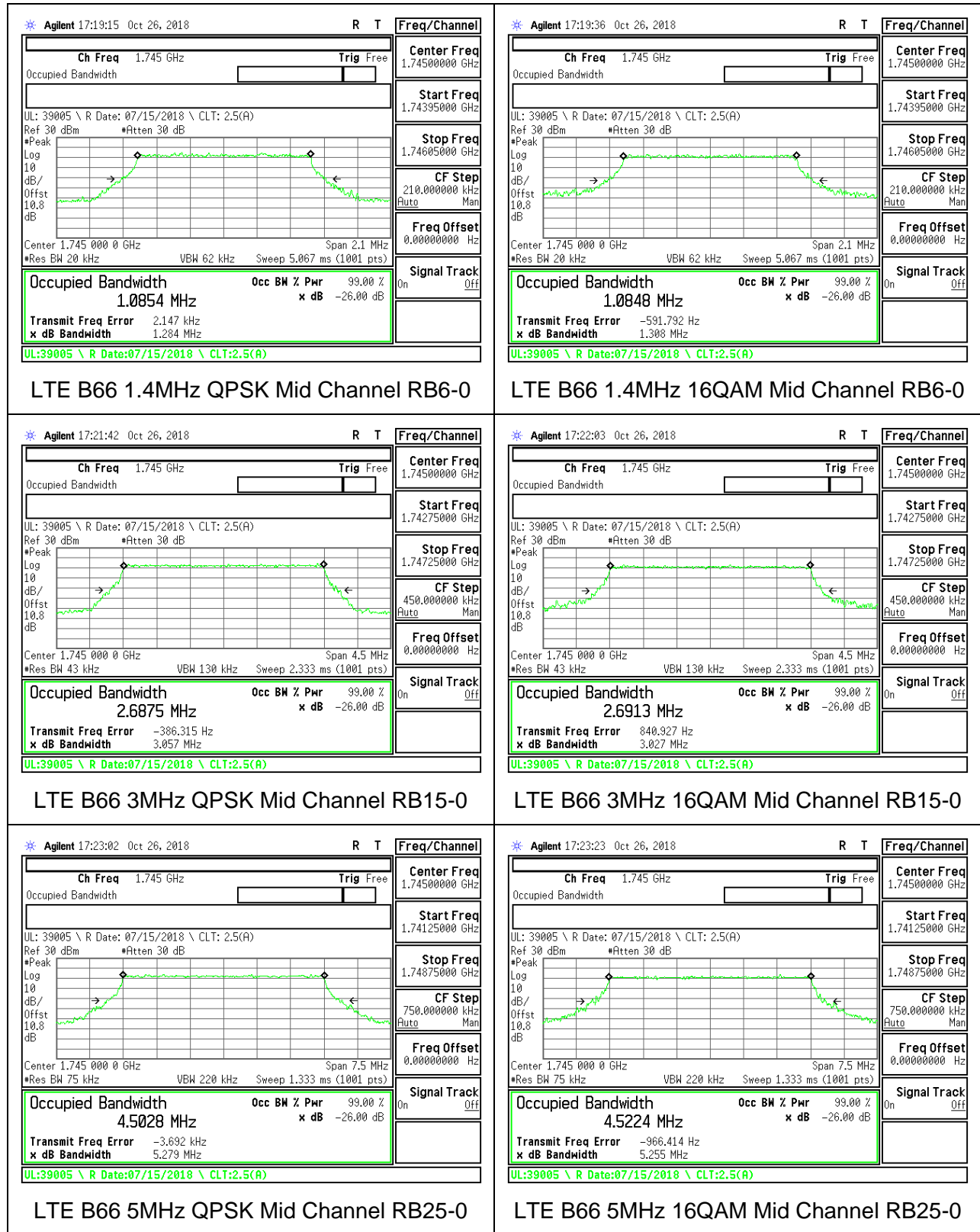


LTE B41 20MHz QPSK Mid Channel RB100-0

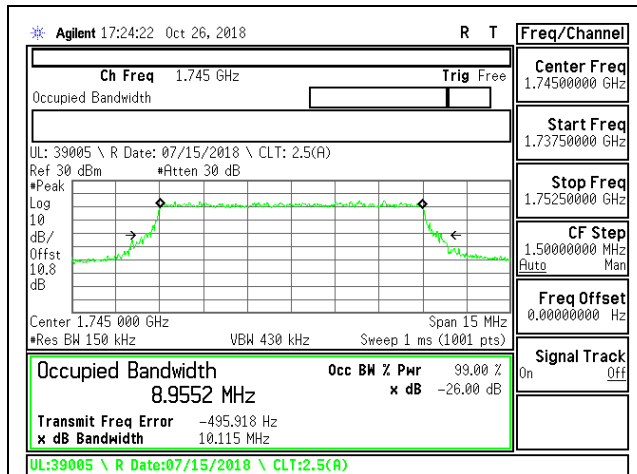


LTE B41 20MHz 16QAM Mid Channel RB100-0

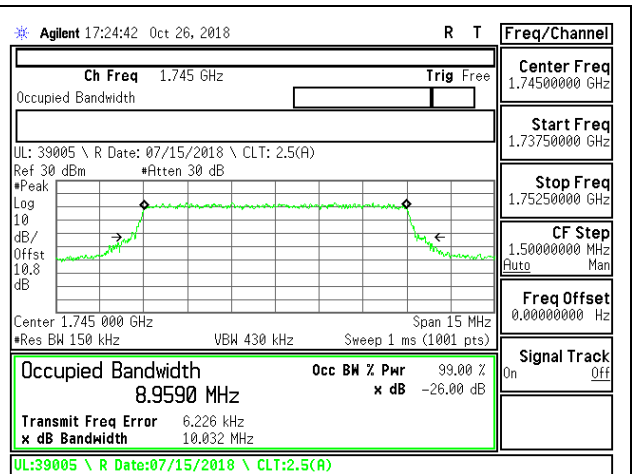
9.1.13. LTE BAND 66



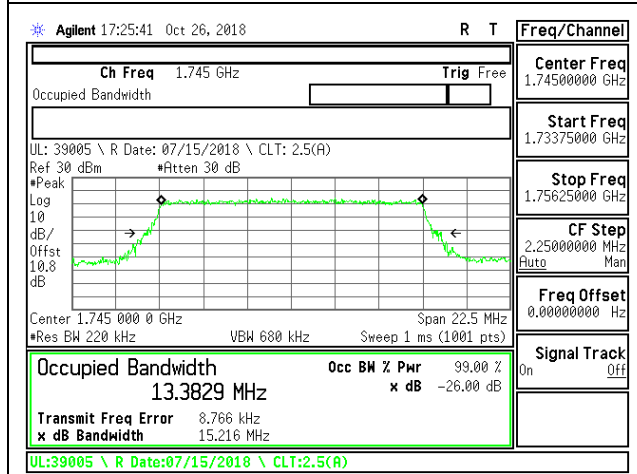




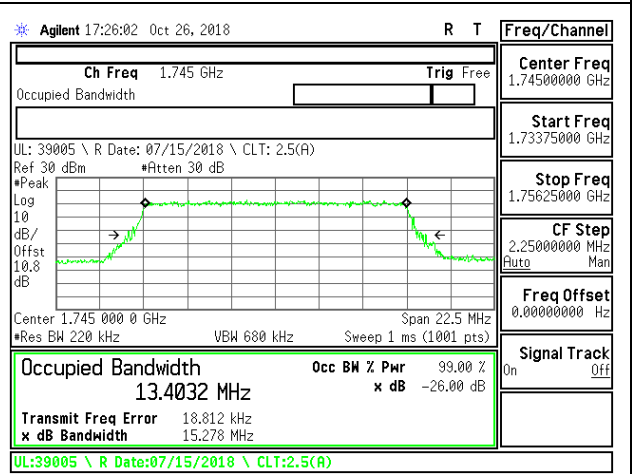
LTE B66 10MHz QPSK Mid Channel RB50-0



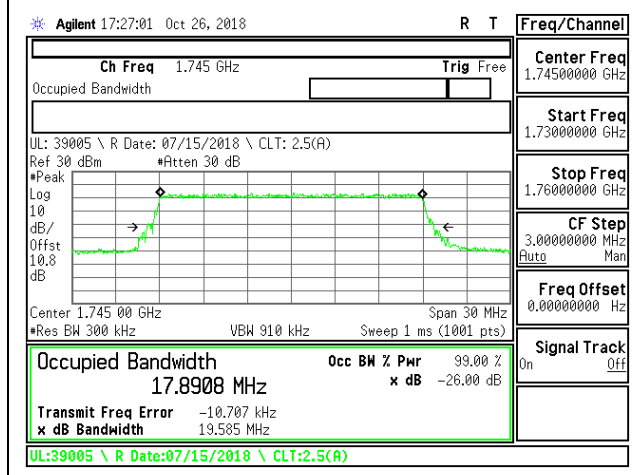
LTE B66 10MHz 16QAM Mid Channel RB50-0



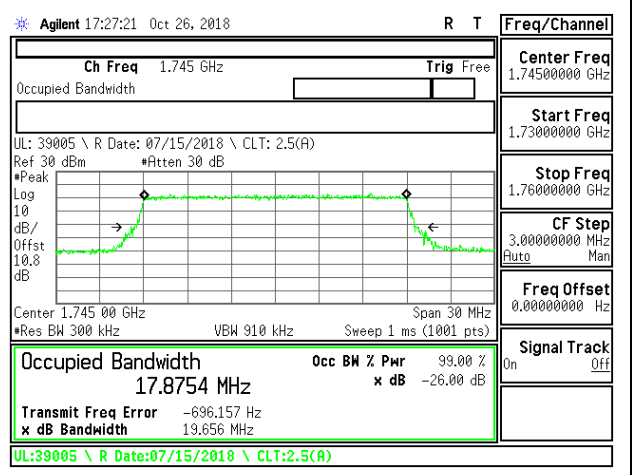
LTE B66 15MHz QPSK Mid Channel RB75-0



LTE B66 15MHz 16QAM Mid Channel RB75-0



LTE B66 20MHz QPSK Mid Channel RB100-0



LTE B66 20MHz 16QAM Mid Channel RB100-0

## 9.2. BAND EDGE AND EMISSION MASK

### RULE PART(S)

FCC: §2.1051, §22.917, §24.238, §27.53 and §90.691

### LIMITS

FCC: §22.917, §24.238, §27.53 (h), §90.691

The power of any emission outside of the authorized operating frequency ranges must be attenuated below the transmitting power (P) by a factor of at least  $43 + 10 \log (P)$  dB.

FCC: §90.691 Emission mask requirements for EA-based systems.

(a) Out-of-band emission requirement shall apply only to the "outer" channels included in an EA license and to spectrum adjacent to interior channels used by incumbent licensees. The emission limits are as follows:

(1) For any frequency removed from the EA licensee's frequency block by up to and including 37.5 kHz, the power of any emission shall be attenuated below the transmitter power (P) in watts by at least  $116 \text{ Log}_{10}(f/6.1)$  decibels or  $50 + 10 \text{ Log}_{10}(P)$  decibels or 80 decibels, whichever is the lesser attenuation, where f is the frequency removed from the center of the outer channel in the block in kilohertz and where f is greater than 12.5 kHz.

(2) For any frequency removed from the EA licensee's frequency block greater than 37.5 kHz, the power of any emission shall be attenuated below the transmitter power (P) in watts by at least  $43 + 10 \text{ Log}_{10}(P)$  decibels or 80 decibels, whichever is the lesser attenuation, where f is the frequency removed from the center of the outer channel in the block in kilohertz and where f is greater than 37.5 kHz.

FCC: §27.53 (Band 13)

(c) For operations in the 746-758 MHz band and the 776-788 MHz band, the power of any emission outside the licensee's frequency band(s) of operation shall be attenuated below the transmitter power (P) within the licensed band(s) of operation, measured in watts, in accordance with the following:

(2) On any frequency outside the 776-788 MHz band, the power of any emission shall be attenuated outside the band below the transmitter power (P) by at least  $43 + 10 \log (P)$  dB;

(4) On all frequencies between 763-775 MHz and 793-805 MHz, by a factor not less than  $65 + 10 \log (P)$  dB in a 6.25 kHz band segment, for mobile and portable stations;

(5) Compliance with the provisions of paragraphs (c)(2) of this section is based on the use of measurement instrumentation employing a resolution bandwidth of 100 kHz or greater. However, in the 100 kHz bands immediately outside and adjacent to the frequency block, a resolution bandwidth of at least 30 kHz may be employed;

(6) Compliance with the provisions of paragraphs (c)(4) of this section is based on the use of measurement instrumentation such that the reading taken with any resolution bandwidth setting should be adjusted to indicate spectral energy in a 6.25 kHz segment.

(f) Emissions in the band 1559-1610 MHz shall be limited to  $-70$  dBW/MHz equivalent isotropically radiated power (EIRP) for wideband signals. ( $-70$  dBW/MHz =  $-40$  dBm/MHz).

FCC: §27.53 (Band 12, 17)

(g) For operations in the 600 MHz band and the 698-746 MHz band, the power of any emission outside a licensee's frequency band(s) of operation shall be attenuated below the transmitter power (P) within the licensed band(s) of operation, measured in watts, by at least  $43 + 10 \log (P)$  dB. Compliance with this provision is based on the use of measurement instrumentation employing a resolution bandwidth of 100 kilohertz or

greater. However, in the 100 kilohertz bands immediately outside and adjacent to a licensee's frequency block, a resolution bandwidth of at least 30 kHz may be employed.

FCC: §27.53 (Band 41)

(m)(4) For mobile digital stations, the attenuation factor shall be not less than  $40 + 10 \log (P)$  dB on all frequencies between the channel edge and 5 megahertz from the channel edge,  $43 + 10 \log (P)$  dB on all frequencies between 5 megahertz and X megahertz from the channel edge, and  $55 + 10 \log (P)$  dB on all frequencies more than X megahertz from the channel edge, where X is the greater of 6 megahertz or the actual emission bandwidth as defined in paragraph (m)(6) of this section. In addition, the attenuation factor shall not be less than  $43 + 10 \log (P)$  dB on all frequencies between 2490.5 MHz and 2496 MHz and  $55 + 10 \log (P)$  dB at or below 2490.5 MHz. Mobile Satellite Service licensees operating on frequencies below 2495 MHz may also submit a documented interference complaint against BRS licensees operating on channel BRS Channel 1 on the same terms and conditions as adjacent channel BRS or EBS licensees.

### **TEST PROCEDURE**

The transmitter output was connected to a CMW500 Test Set and configured to operate at maximum power. The band edge emissions were measured at the required operating frequencies in each band on the Spectrum Analyzer.

For each band edge measurement:

- Set the spectrum analyzer span to include the block edge frequency.
- Set a marker to point the corresponding band edge frequency in each test case.
- Set display line at -13 dBm
- Set resolution bandwidth to at least 1% of emission bandwidth.

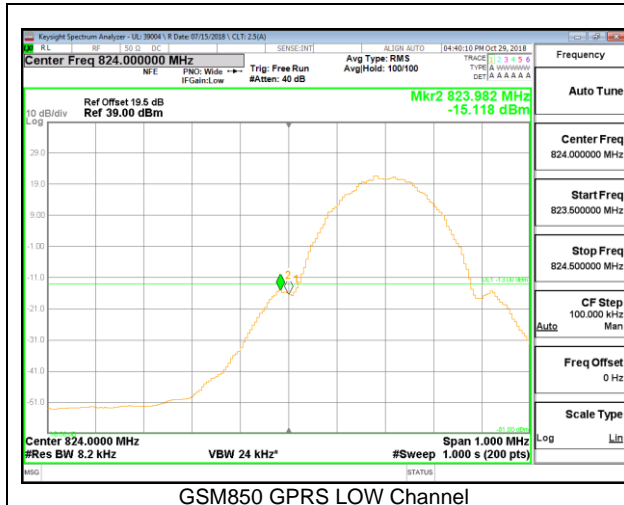
### **MODES TESTED**

- GSM 850
- GSM 1900
- WCDMA Band 5
- WCDMA Band 2
- WCDMA Band 4
- LTE Band 2
- LTE Band 4
- LTE Band 5
- LTE Band 12
- LTE Band 13
- LTE Band 17
- LTE Band 25
- LTE Band 26
- LTE Band 41
- LTE Band 66

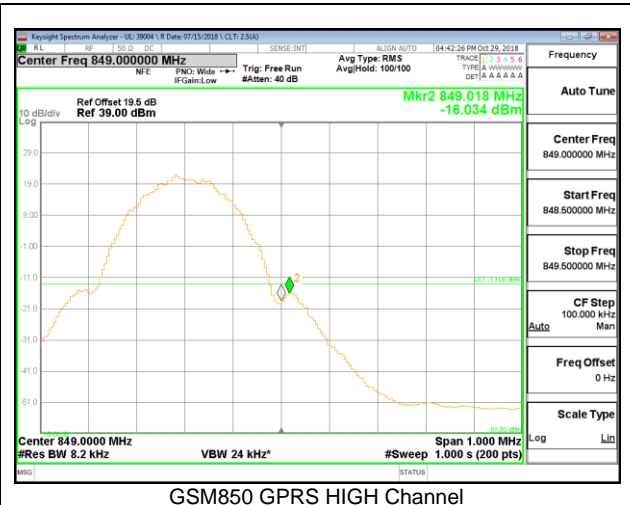
### **RESULTS**

9.2.1. GSM850

GPRS

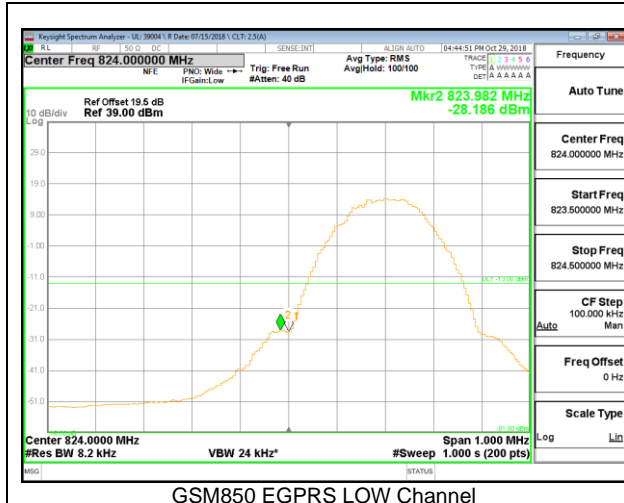


GSM850 GPRS LOW Channel

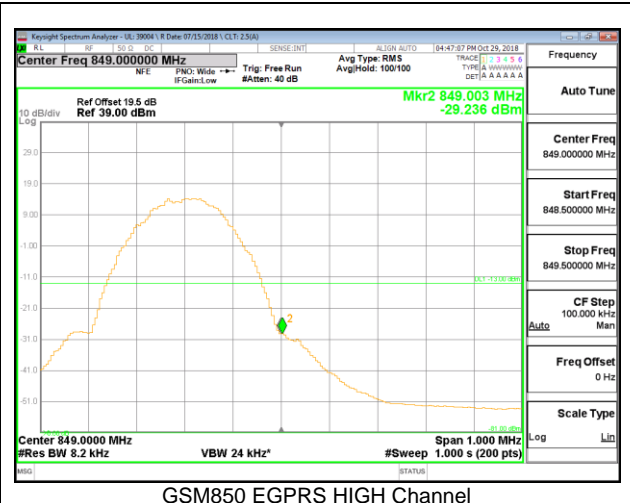


GSM850 GPRS HIGH Channel

EGPRS



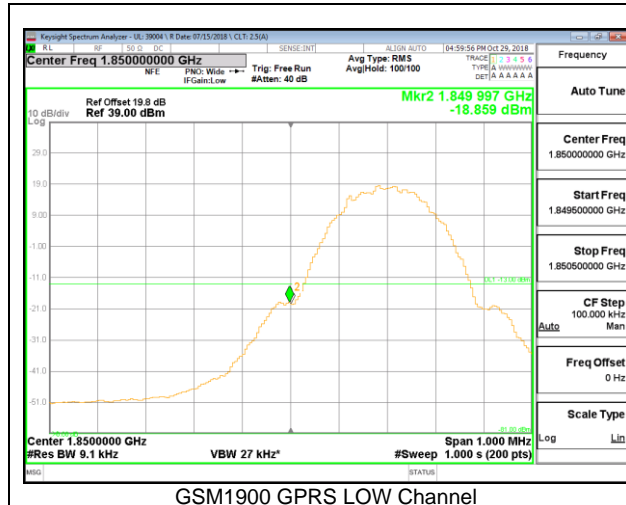
GSM850 EGPRS LOW Channel



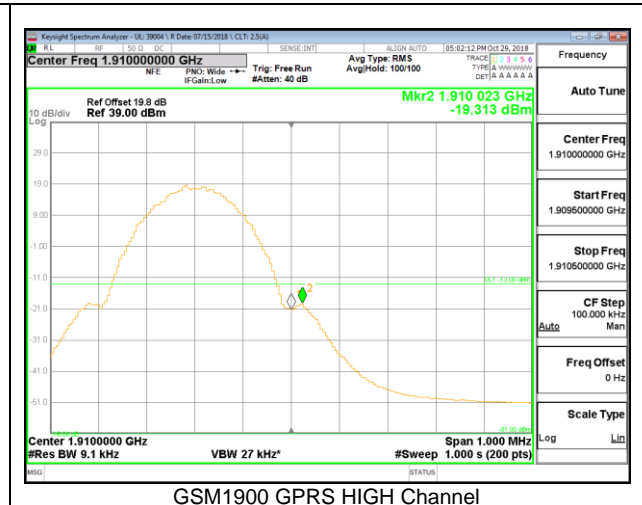
GSM850 EGPRS HIGH Channel

### 9.2.2. GSM1900

#### GPRS

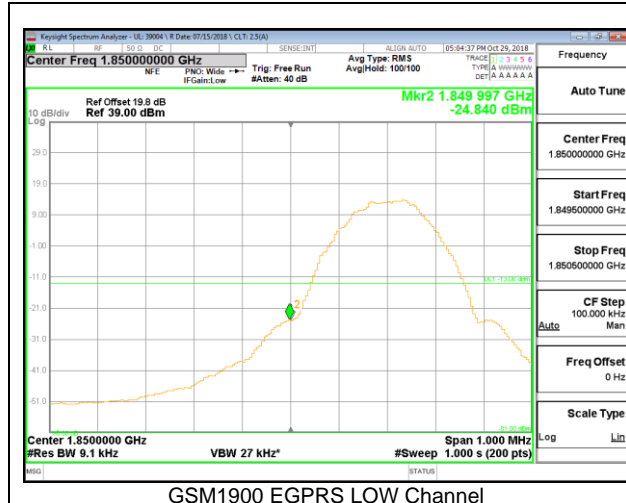


GSM1900 GPRS LOW Channel

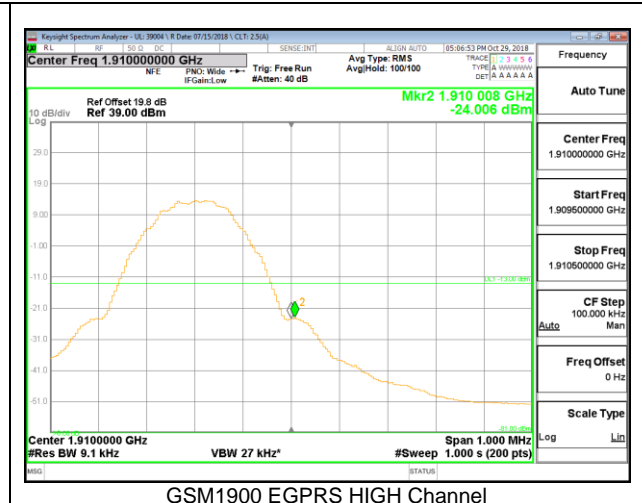


GSM1900 GPRS HIGH Channel

#### EGPRS



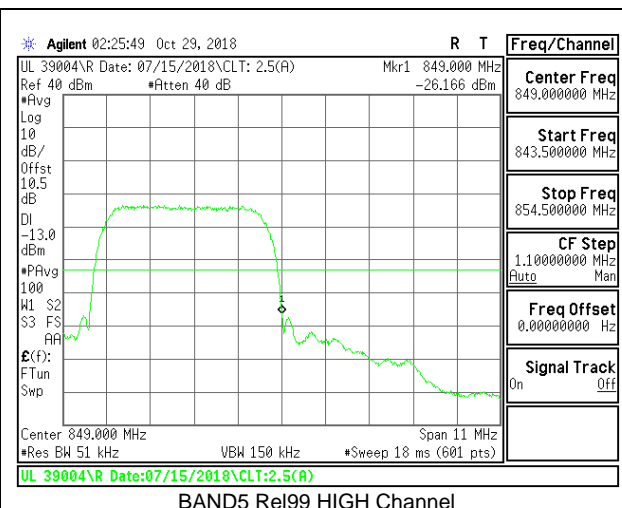
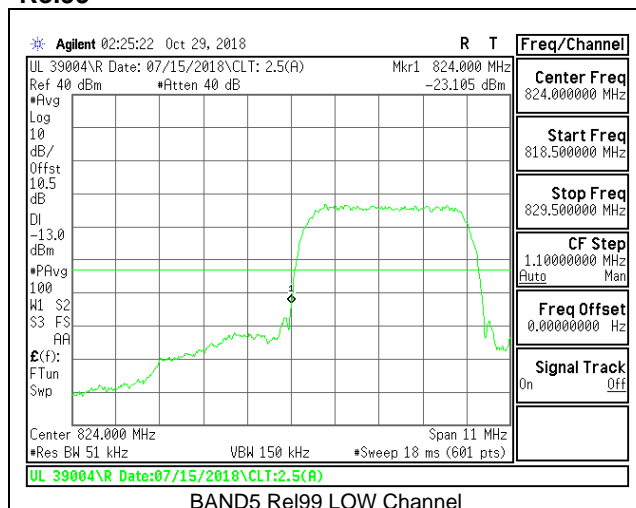
GSM1900 EGPRS LOW Channel



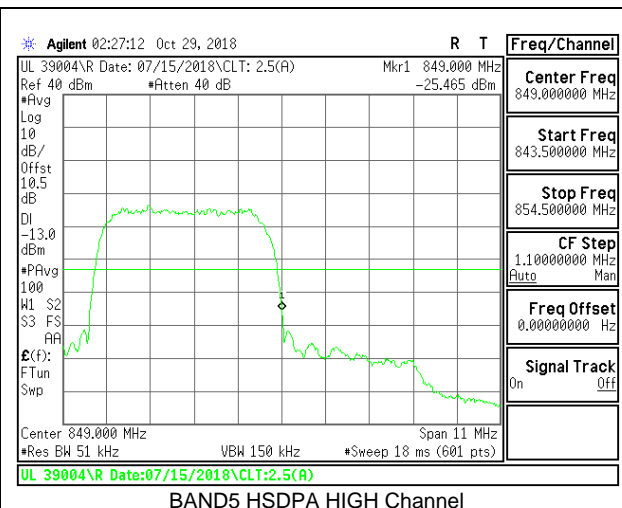
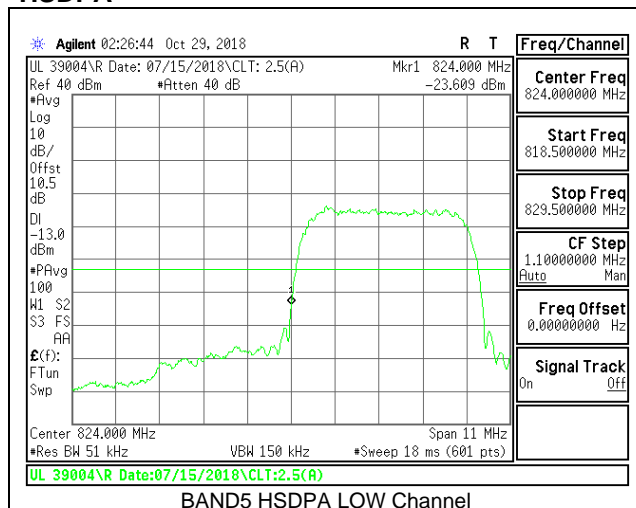
GSM1900 EGPRS HIGH Channel

### 9.2.3. WCDMA BAND5

#### Rel99

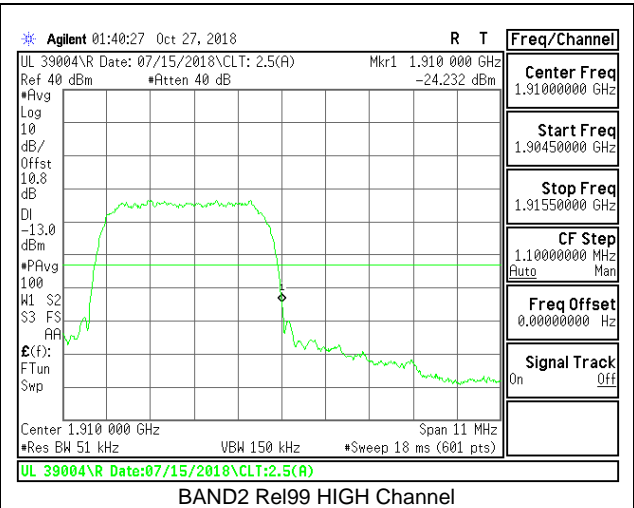
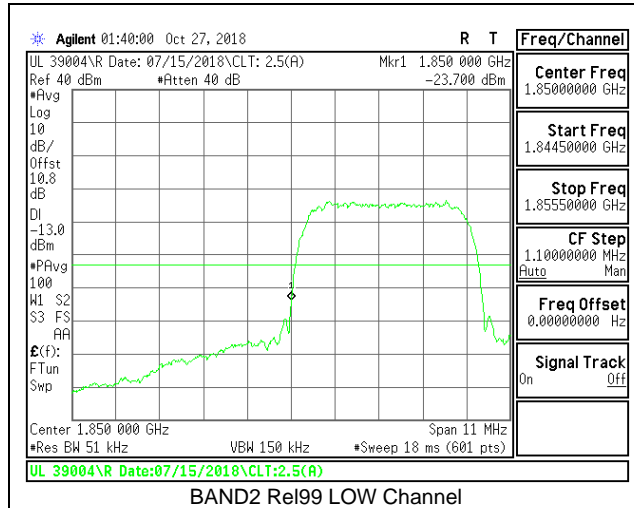


#### HSDPA

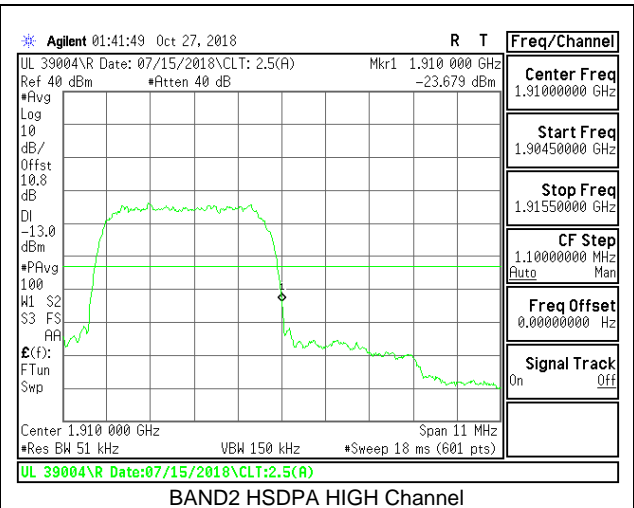
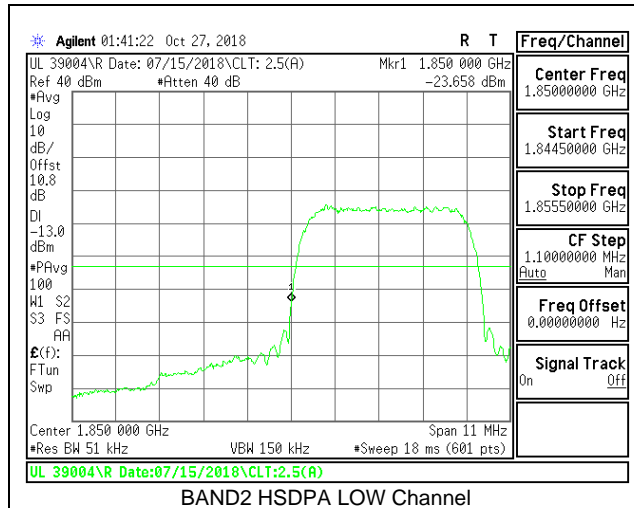


### 9.2.4. WCDMA BAND2

#### Rel99

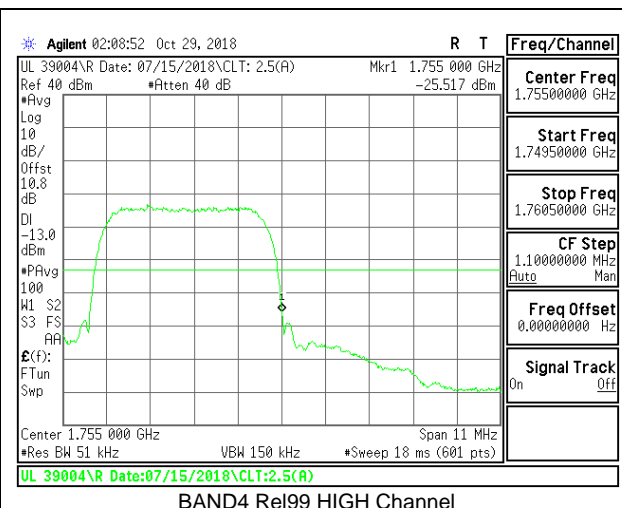
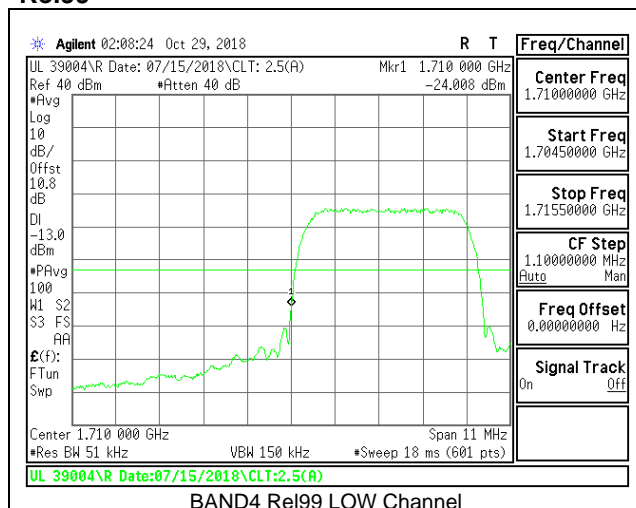


#### HSDPA

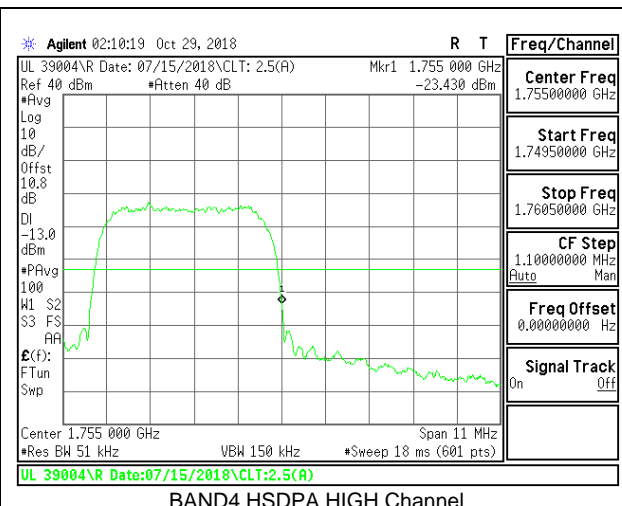
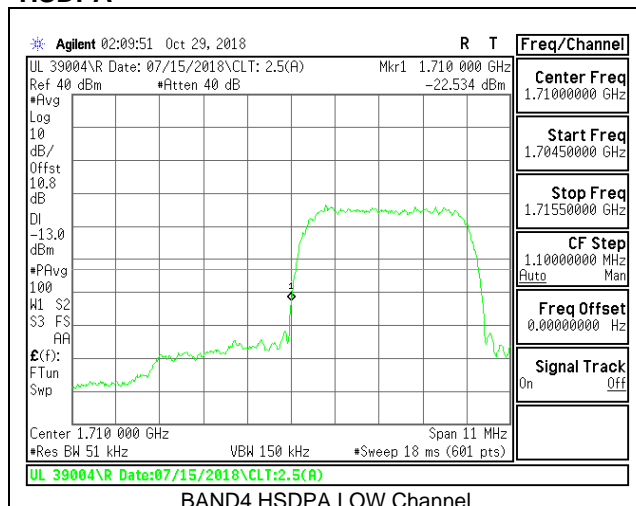


### 9.2.5. WCDMA BAND4

#### Rel99

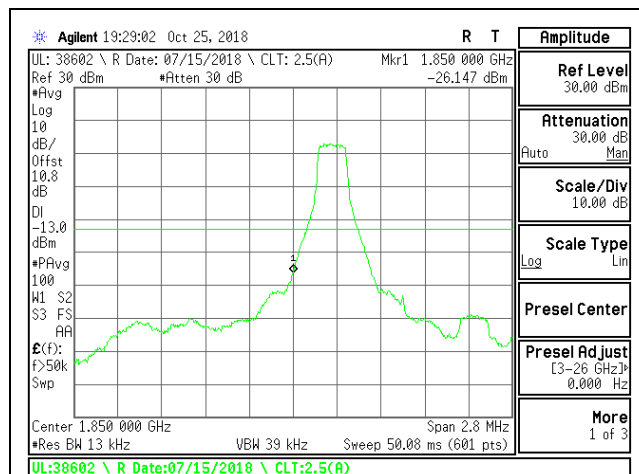


#### HSDPA

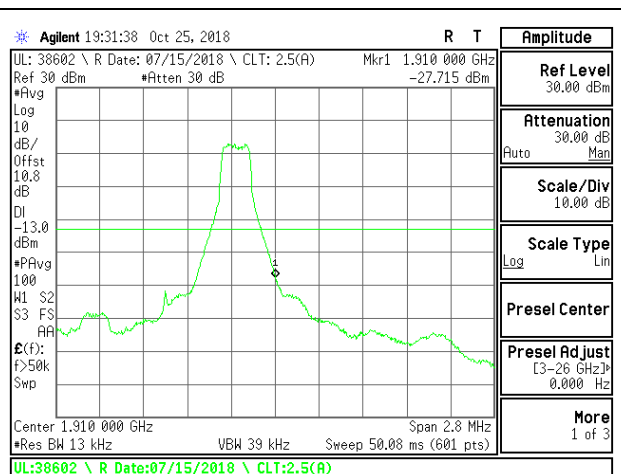




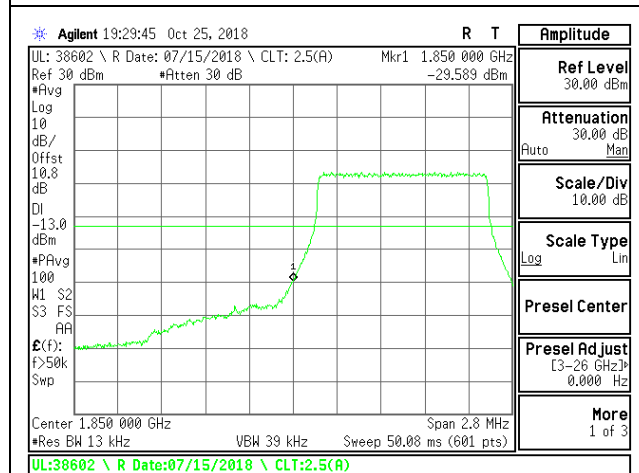
9.2.6. LTE BAND 2 BANDEDGE



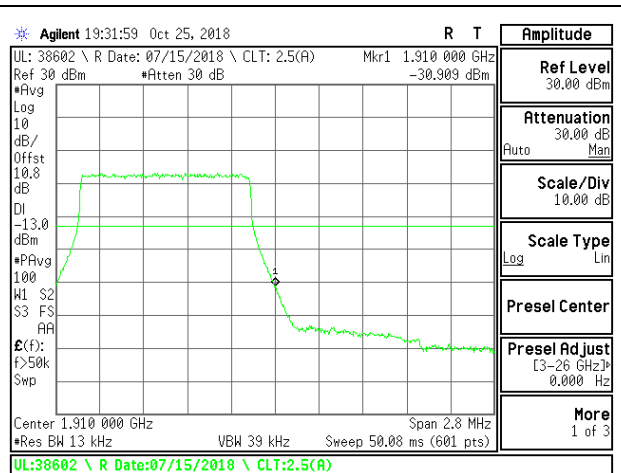
LTE B2 1.4MHz QPSK Low Channel RB1-0



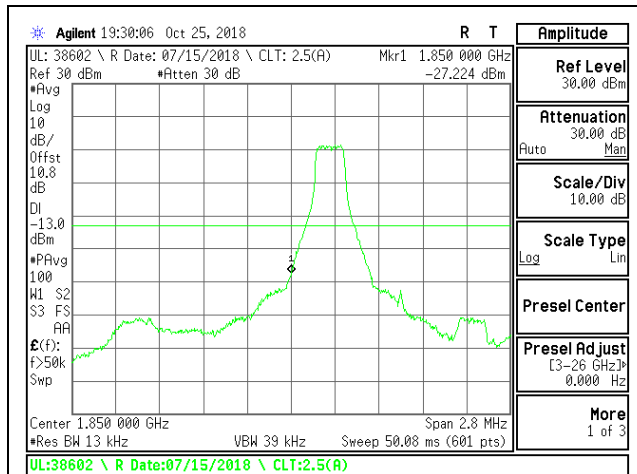
LTE B2 1.4MHz QPSK High Channel RB1-5



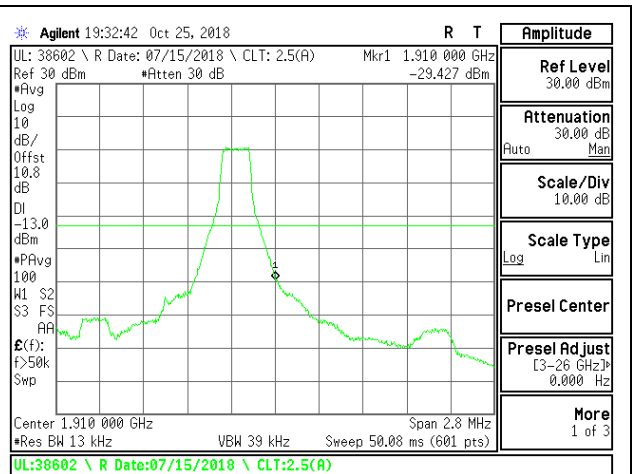
LTE B2 1.4MHz QPSK Low Channel RB6-0



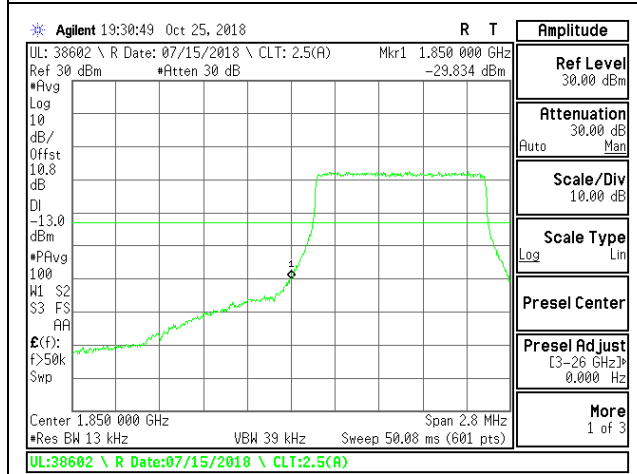
LTE B2 1.4MHz QPSK High Channel RB6-0



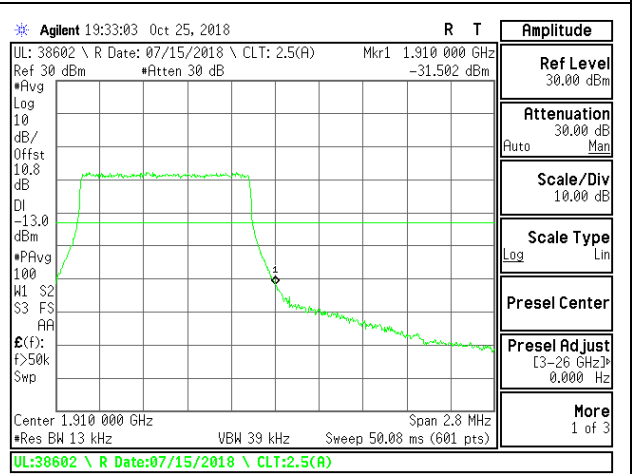
LTE B2 1.4MHz 16QAM Low Channel RB1-0



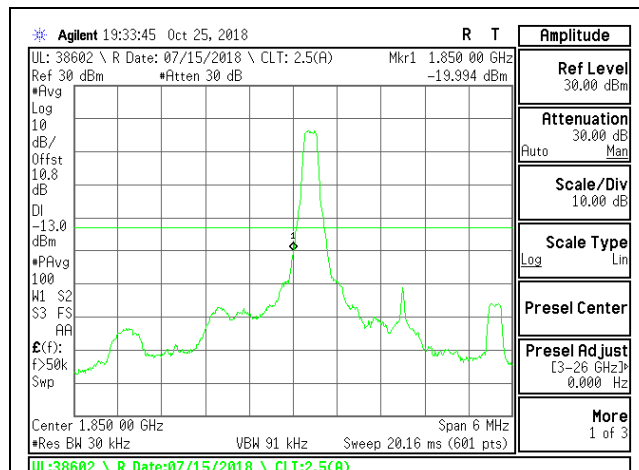
LTE B2 1.4MHz 16QAM High Channel RB1-5



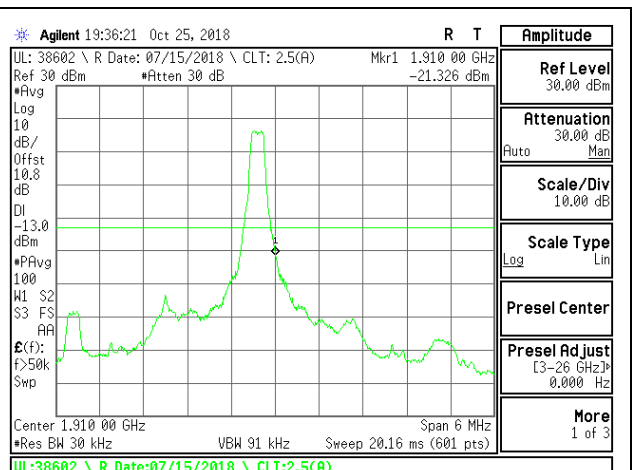
LTE B2 1.4MHz 16QAM Low Channel RB6-0



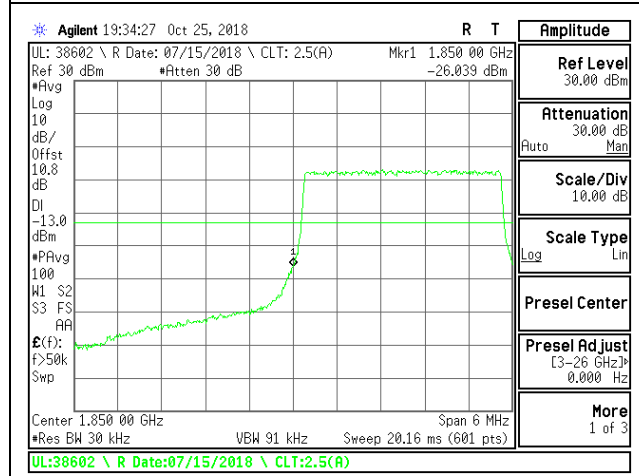
LTE B2 1.4MHz 16QAM High Channel RB6-0



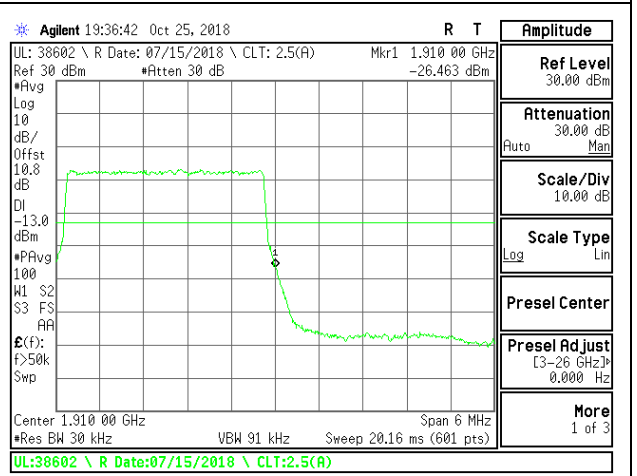
LTE B2 3MHz QPSK Low Channel RB1-0



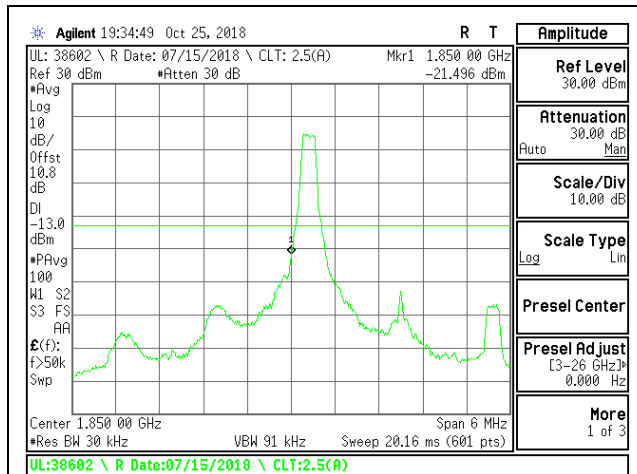
LTE B2 3MHz QPSK High Channel RB1-14



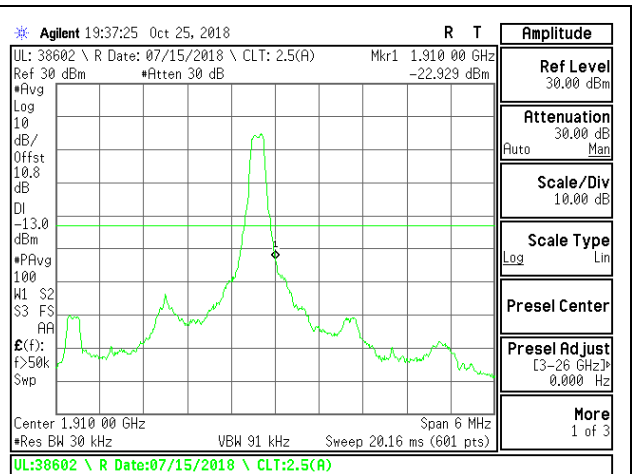
LTE B2 3MHz QPSK Low Channel RB15-0



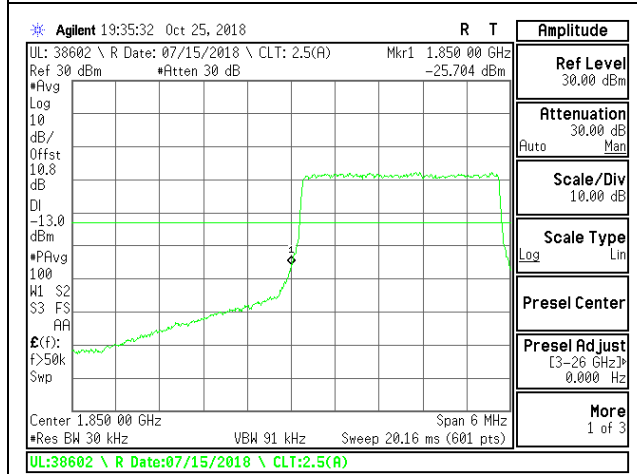
LTE B2 3MHz QPSK High Channel RB15-0



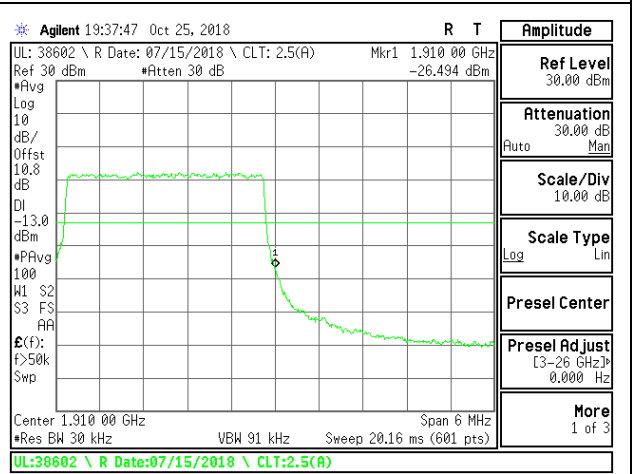
LTE B2 3MHz 16QAM Low Channel RB1-0



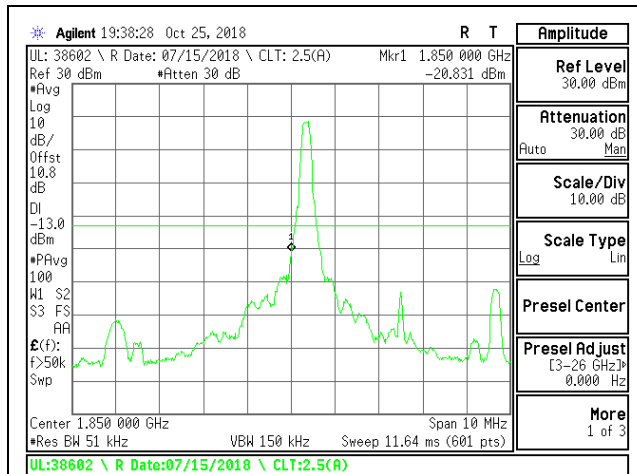
LTE B2 3MHz 16QAM High Channel RB1-14



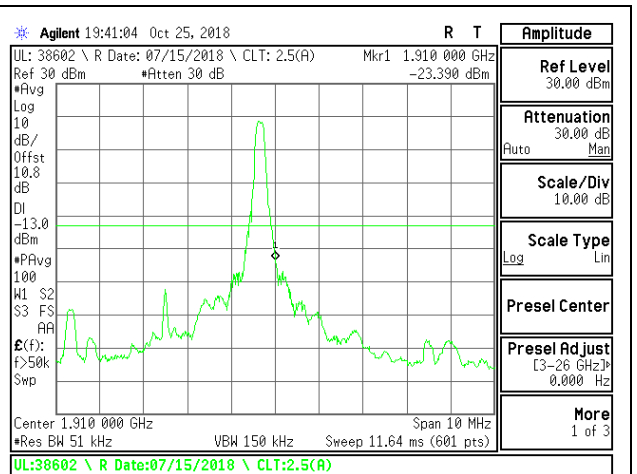
LTE B2 3MHz 16QAM Low Channel RB15-0



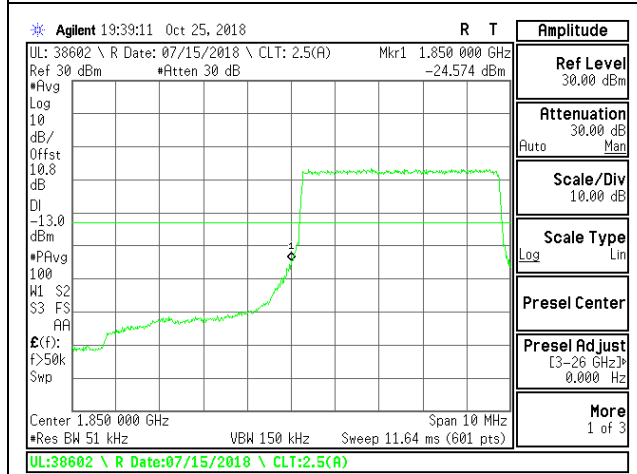
LTE B2 3MHz 16QAM High Channel RB15-0



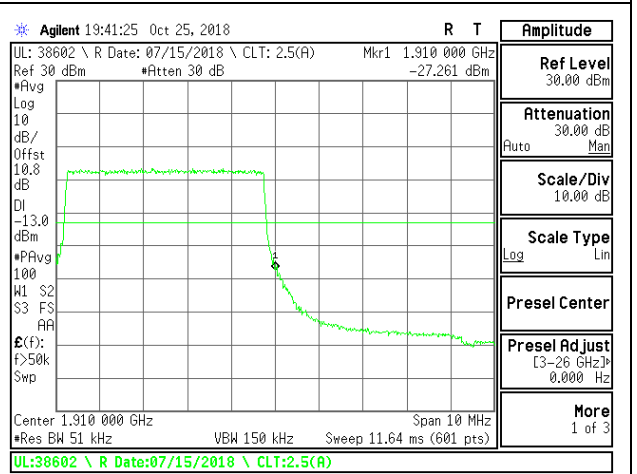
LTE B2 5MHz QPSK Low Channel RB1-0



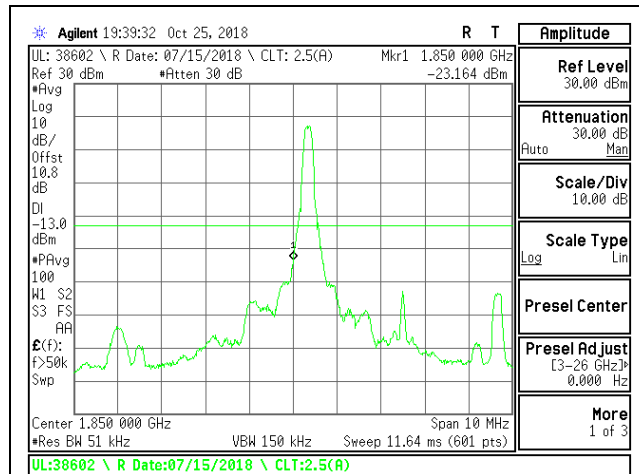
LTE B2 5MHz QPSK High Channel RB1-24



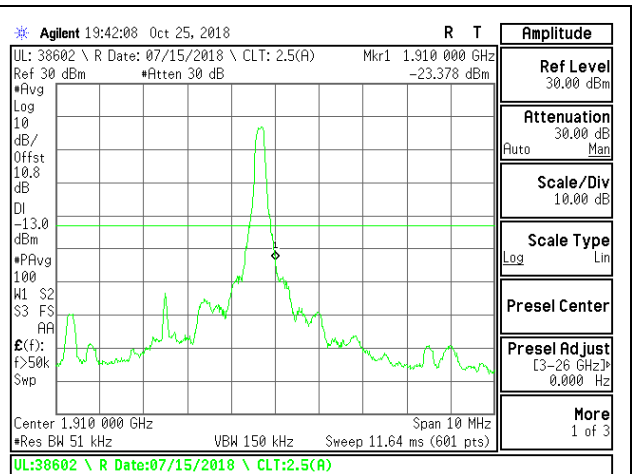
LTE B2 5MHz QPSK Low Channel RB25-0



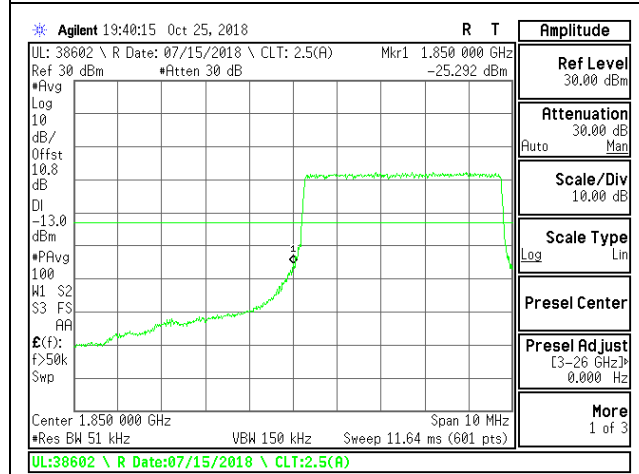
LTE B2 5MHz QPSK High Channel RB25-0



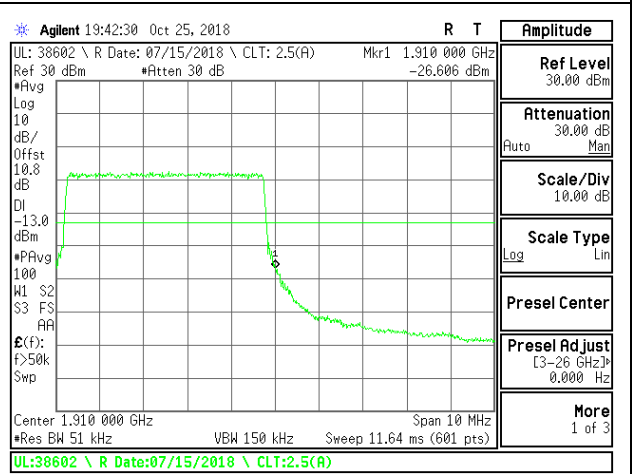
LTE B2 5MHz 16QAM Low Channel RB1-0



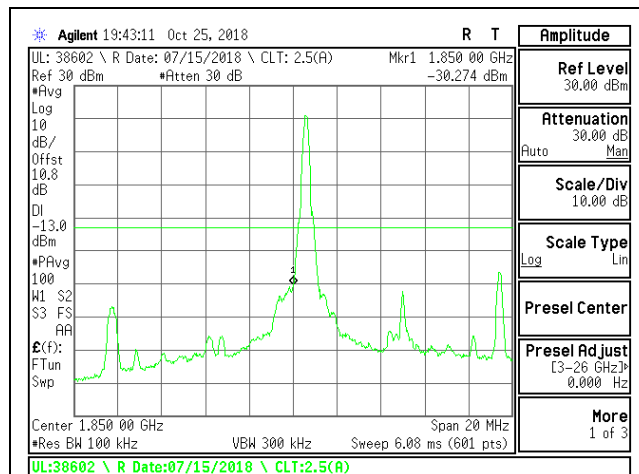
LTE B2 5MHz 16QAM High Channel RB1-24



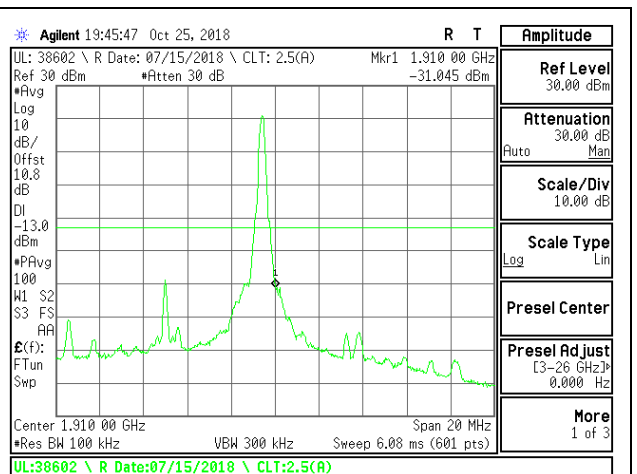
LTE B2 5MHz 16QAM Low Channel RB25-0



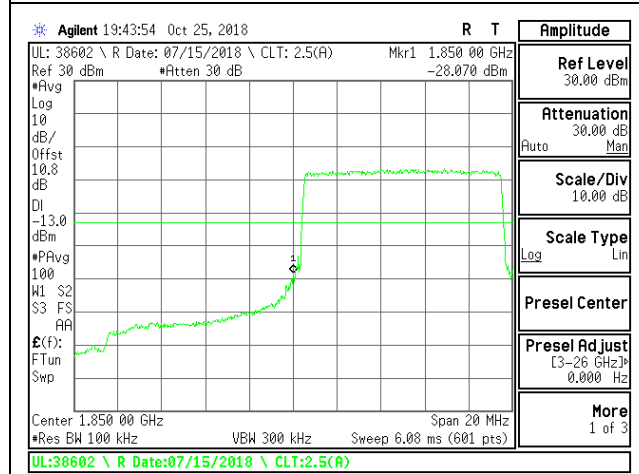
LTE B2 5MHz 16QAM High Channel RB25-0



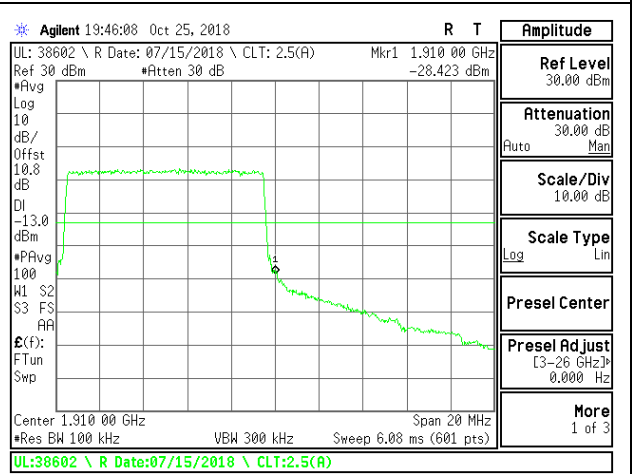
LTE B2 10MHz QPSK Low Channel RB1-0



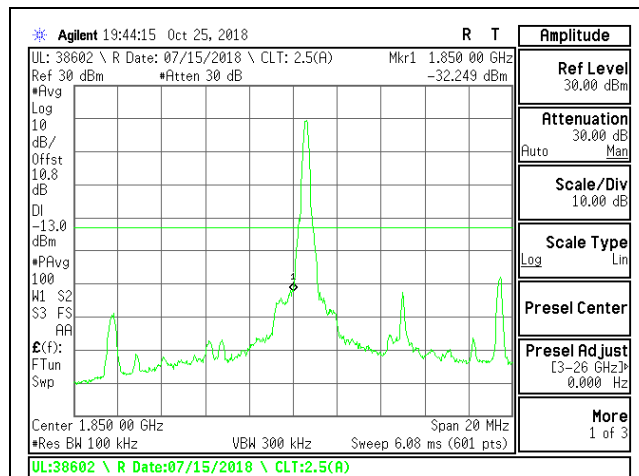
LTE B2 10MHz QPSK High Channel RB1-49



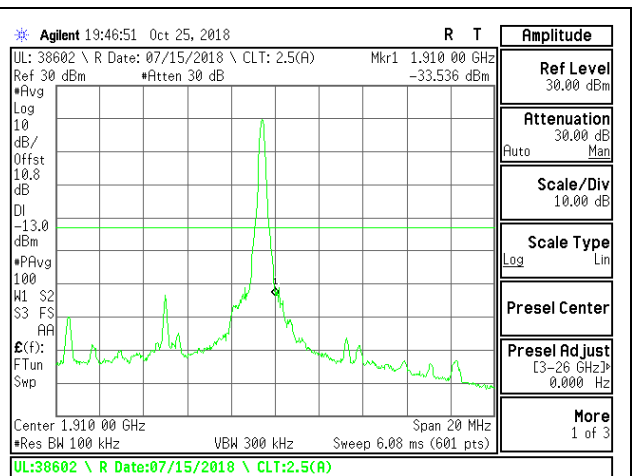
LTE B2 10MHz QPSK Low Channel RB50-0



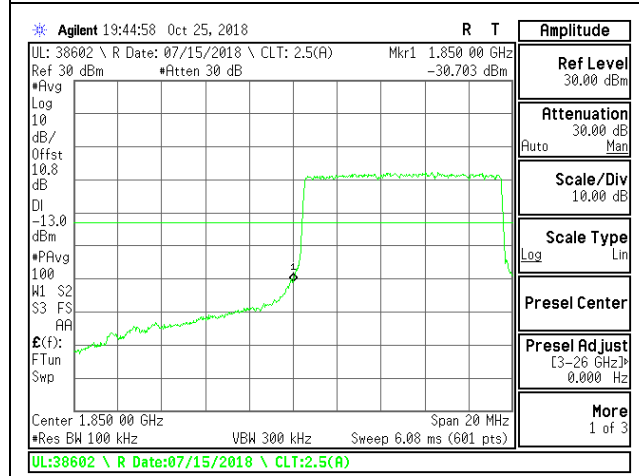
LTE B2 10MHz QPSK High Channel RB50-0



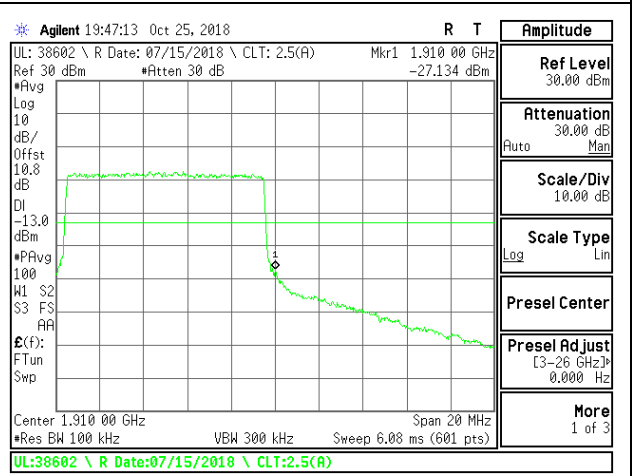
LTE B2 10MHz 16QAM Low Channel RB1-0



LTE B2 10MHz 16QAM High Channel RB1-49

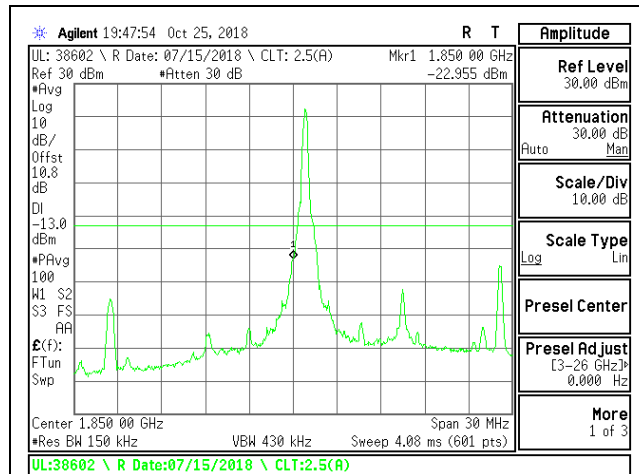


LTE B2 10MHz 16QAM Low Channel RB50-0

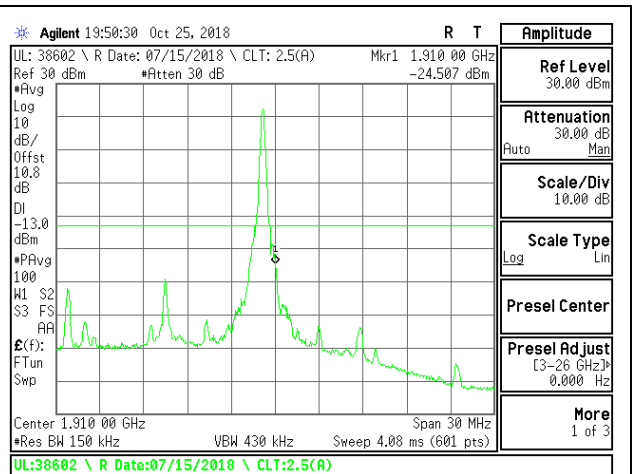


LTE B2 10MHz 16QAM High Channel RB50-0

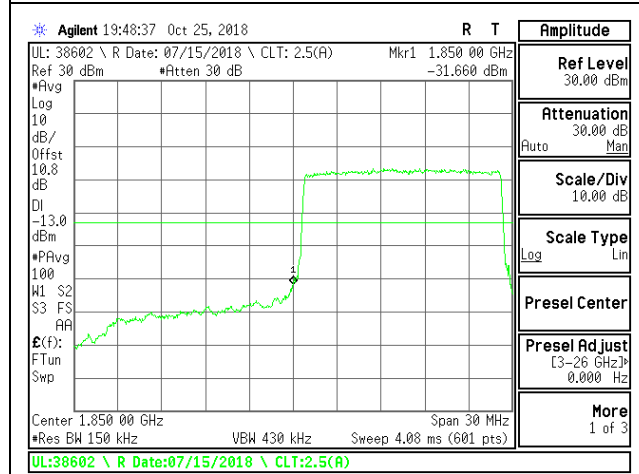




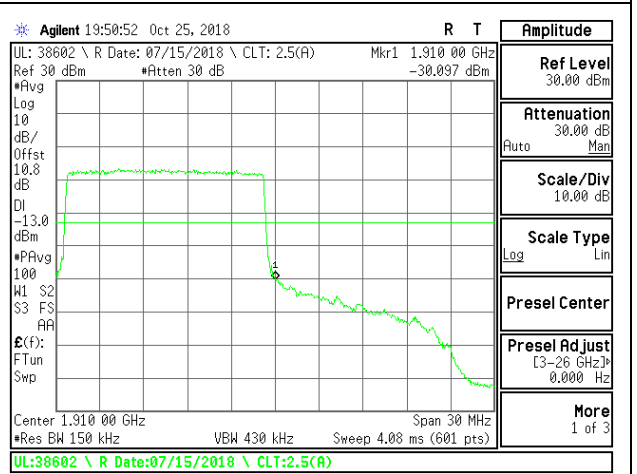
LTE B2 15MHz QPSK Low Channel RB1-0



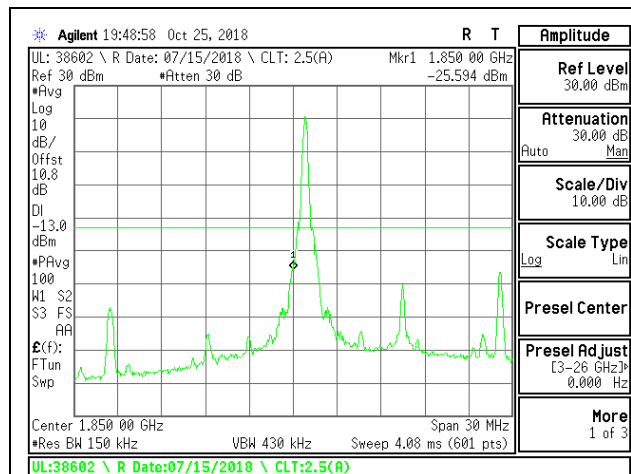
LTE B2 15MHz QPSK High Channel RB1-74



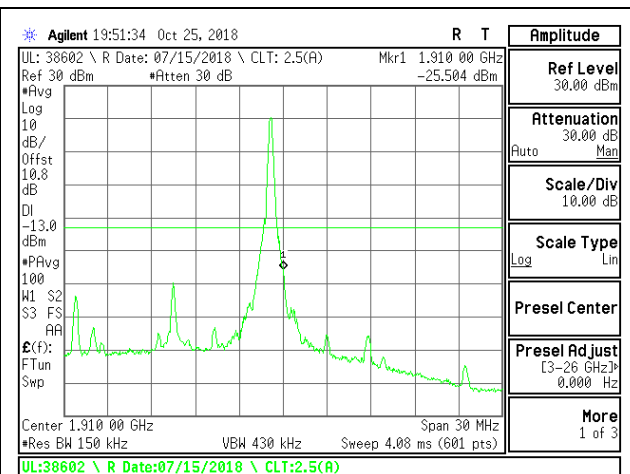
LTE B2 15MHz QPSK Low Channel RB75-0



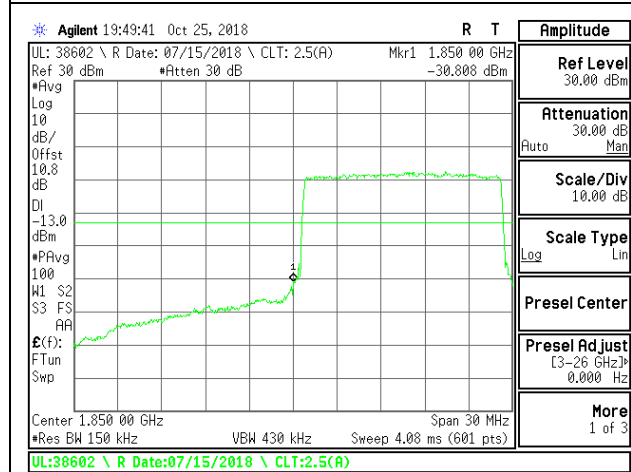
LTE B2 15MHz QPSK High Channel RB75-0



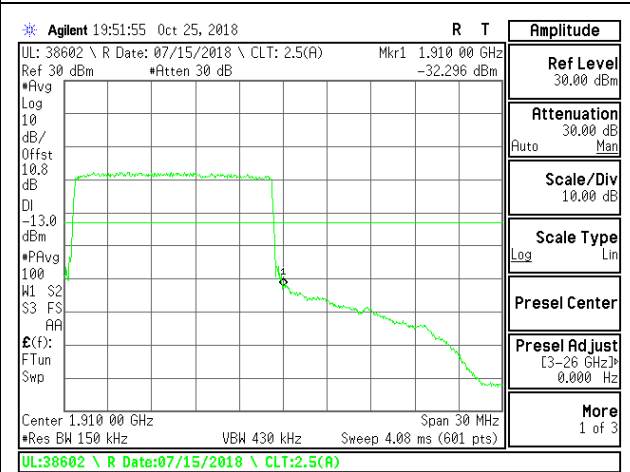
LTE B2 15MHz 16QAM Low Channel RB1-0



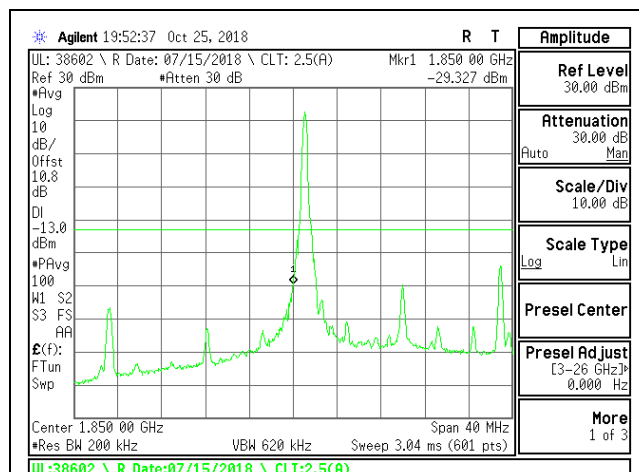
LTE B2 15MHz 16QAM High Channel RB1-74



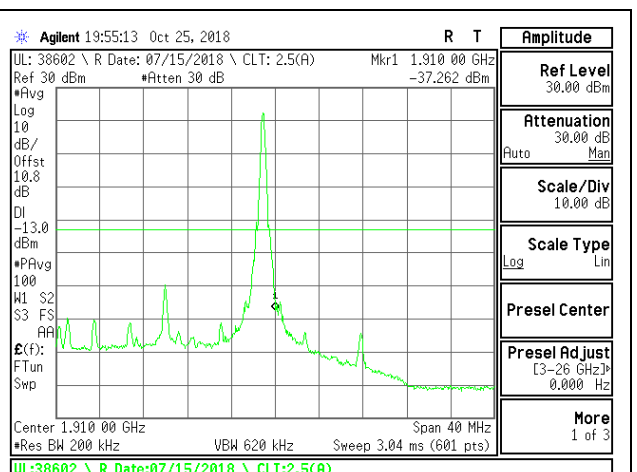
LTE B2 15MHz 16QAM Low Channel RB75-0



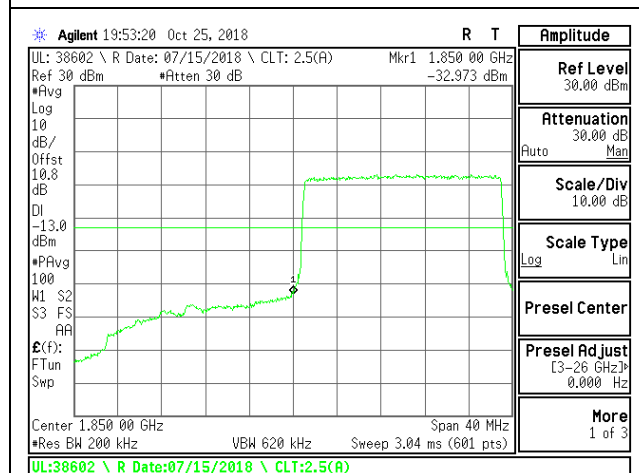
LTE B2 15MHz 16QAM High Channel RB75-0



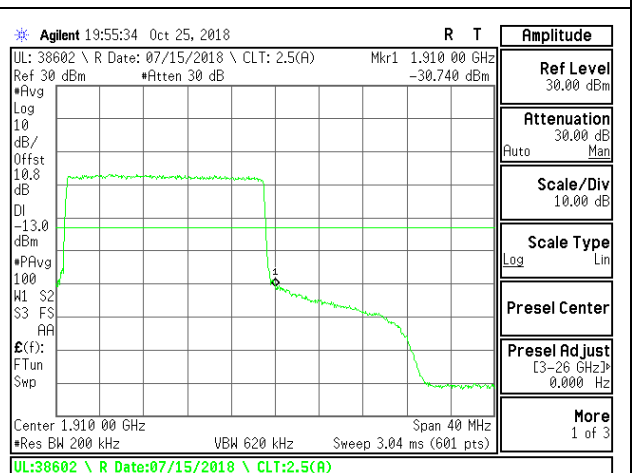
LTE B2 20MHz QPSK Low Channel RB1-0



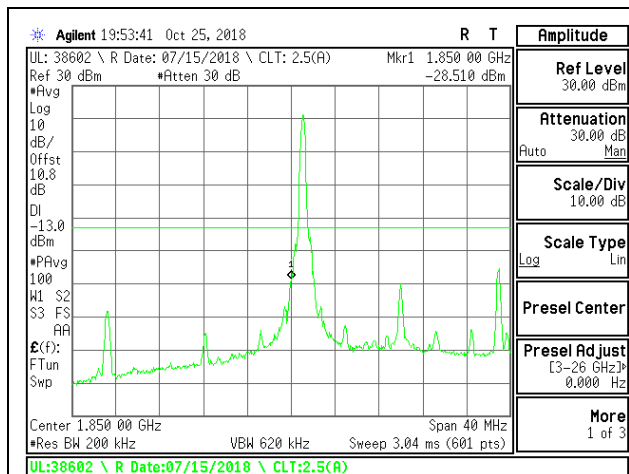
LTE B2 20MHz QPSK High Channel RB1-99



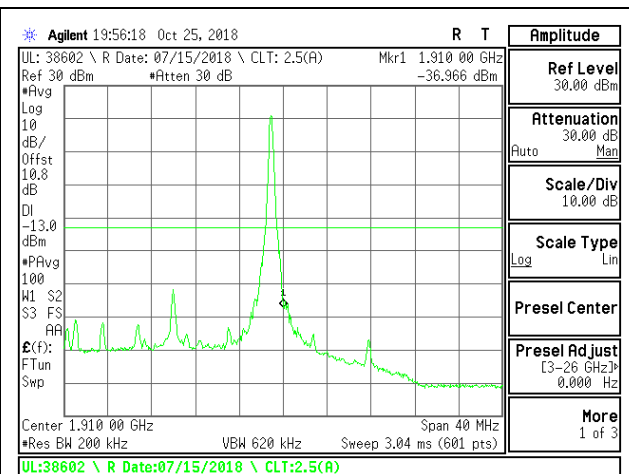
LTE B2 20MHz QPSK Low Channel RB100-0



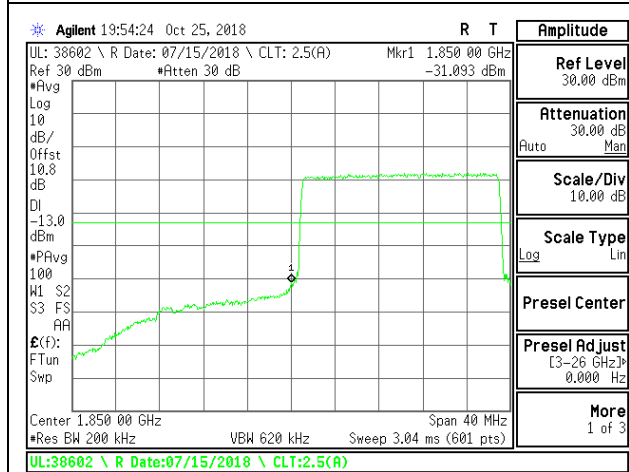
LTE B2 20MHz QPSK High Channel RB100-0



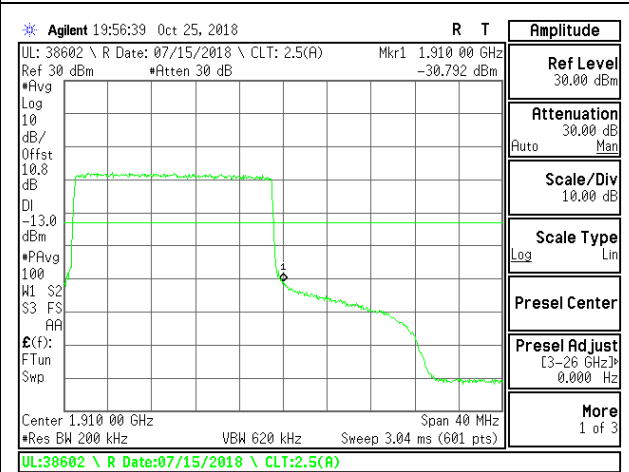
LTE B2 20MHz 16QAM Low Channel RB1-0



LTE B2 20MHz 16QAM High Channel RB1-99

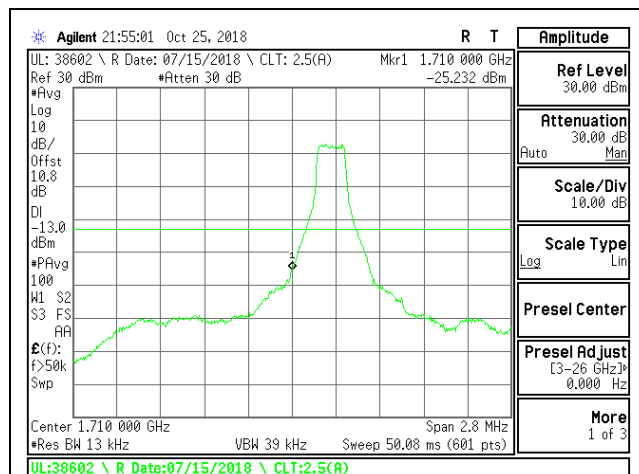


LTE B2 20MHz 16QAM Low Channel RB100-0

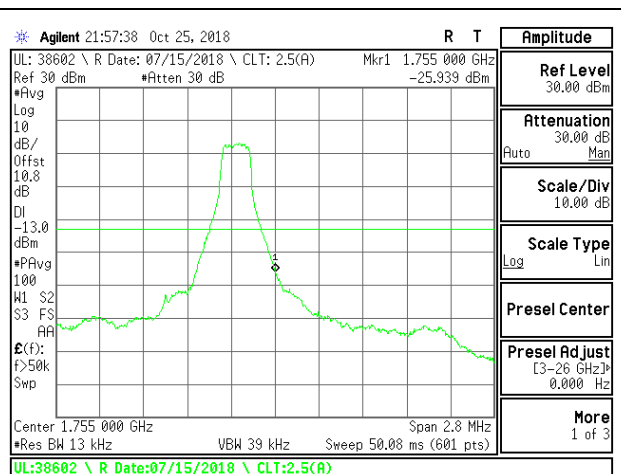


LTE B2 20MHz 16QAM High Channel RB100-0

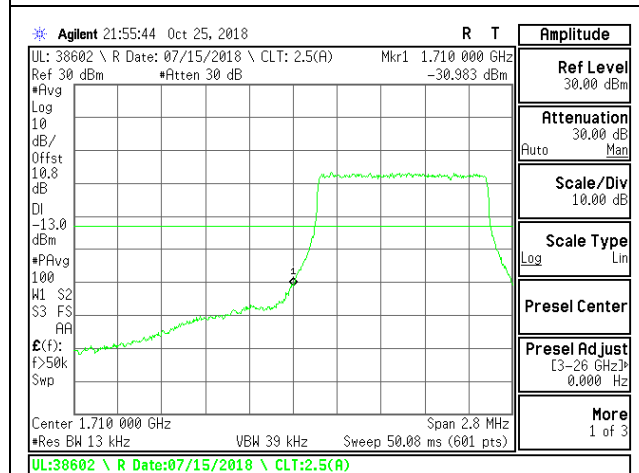
9.2.7. LTE BAND 4 BANDEDGE



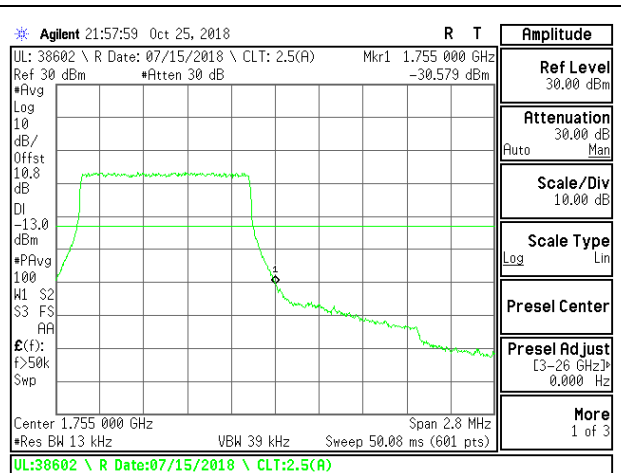
LTE B4 1.4MHz QPSK Low Channel RB1-0



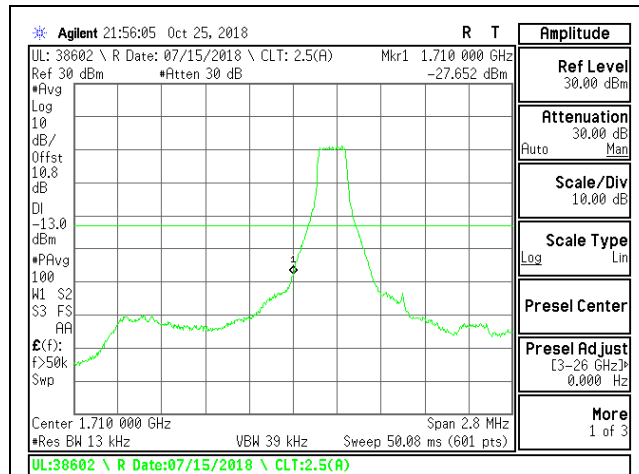
LTE B4 1.4MHz QPSK High Channel RB1-5



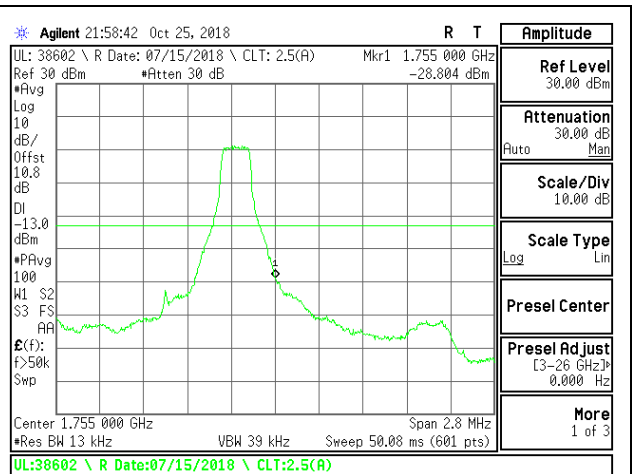
LTE B4 1.4MHz QPSK Low Channel RB6-0



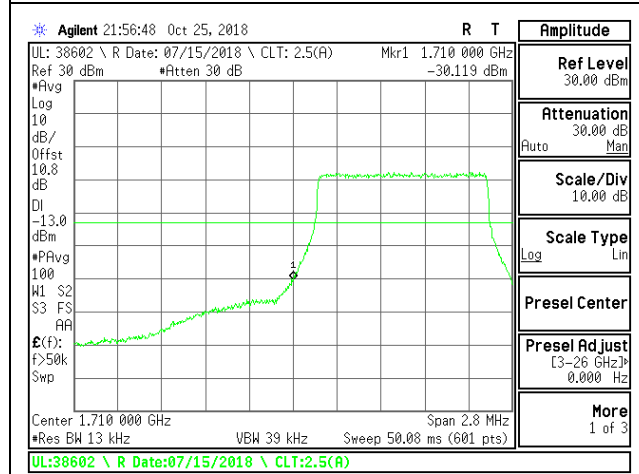
LTE B4 1.4MHz QPSK High Channel RB6-0



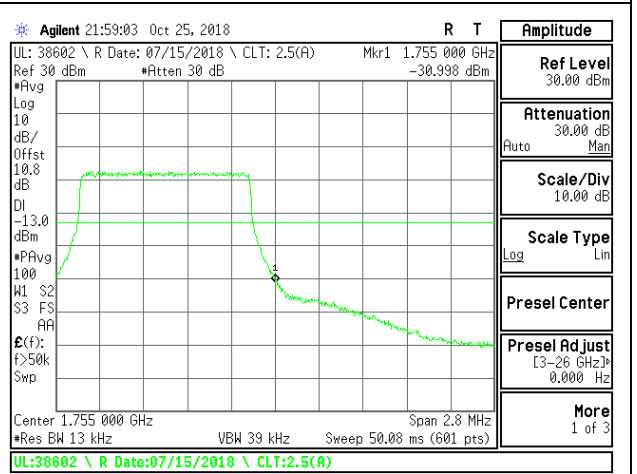
LTE B4 1.4MHz 16QAM Low Channel RB1-0



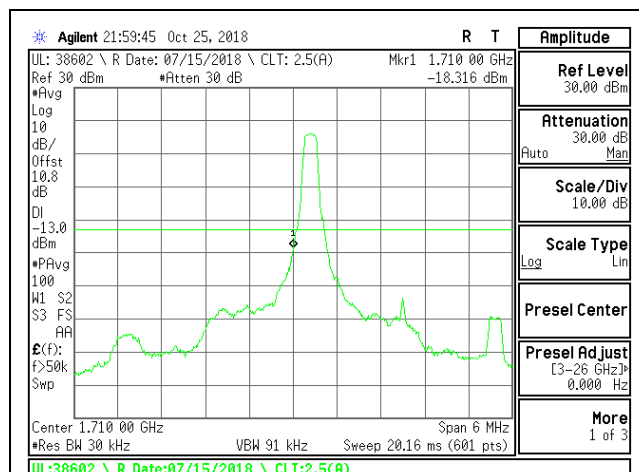
LTE B4 1.4MHz 16QAM High Channel RB1-5



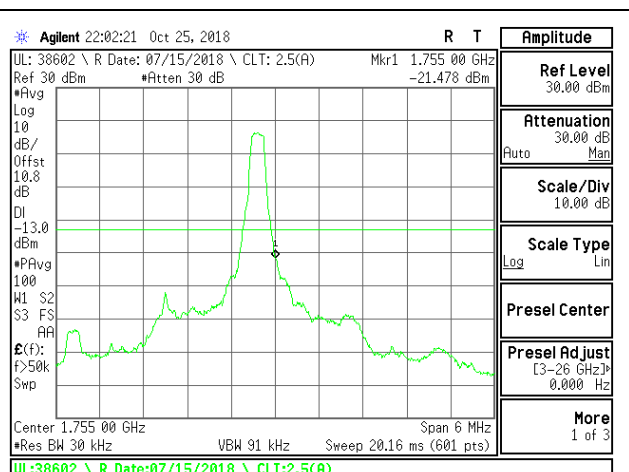
LTE B4 1.4MHz 16QAM Low Channel RB6-0



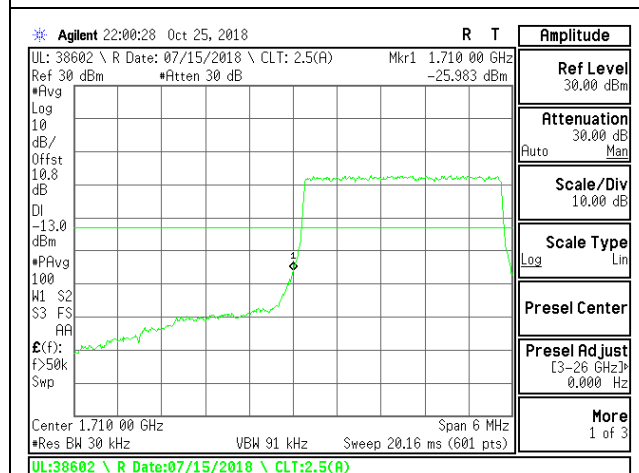
LTE B4 1.4MHz 16QAM High Channel RB6-0



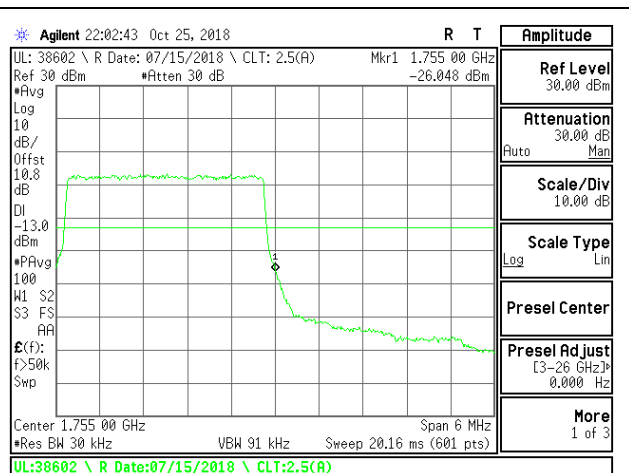
LTE B4 3MHz QPSK Low Channel RB1-0



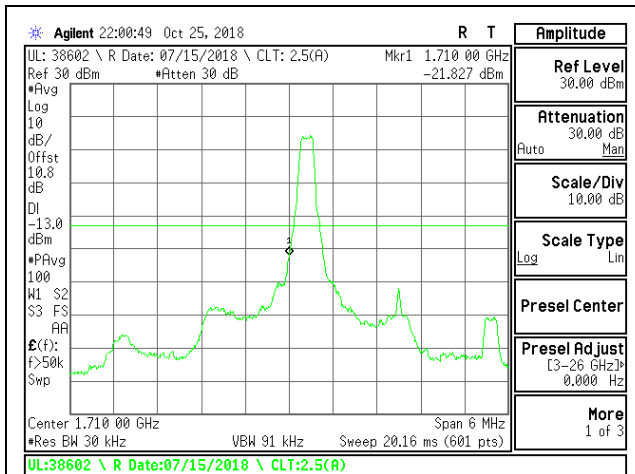
LTE B4 3MHz QPSK High Channel RB1-14



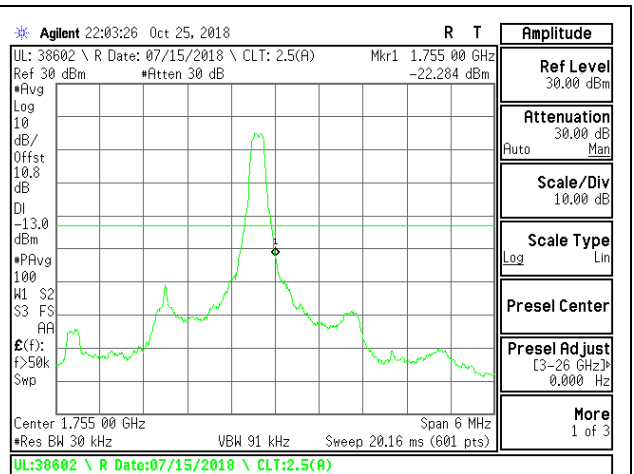
LTE B4 3MHz QPSK Low Channel RB15-0



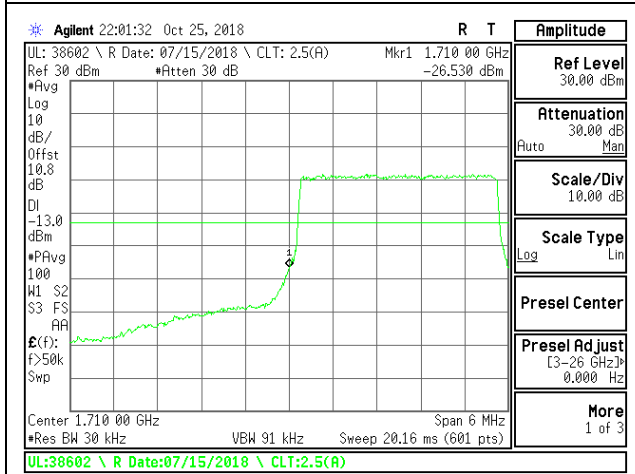
LTE B4 3MHz QPSK High Channel RB15-0



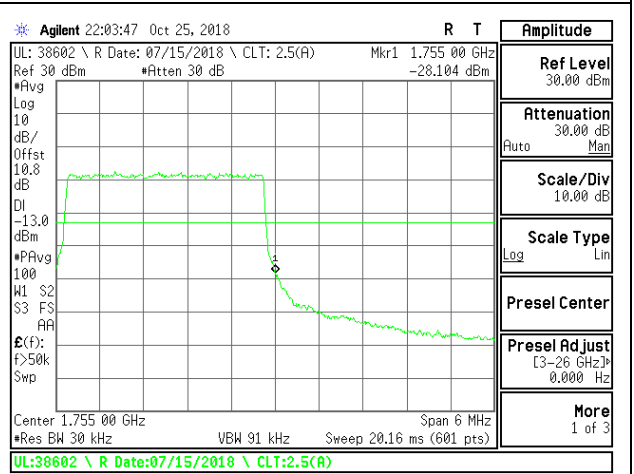
LTE B4 3MHz 16QAM Low Channel RB1-0



LTE B4 3MHz 16QAM High Channel RB1-14

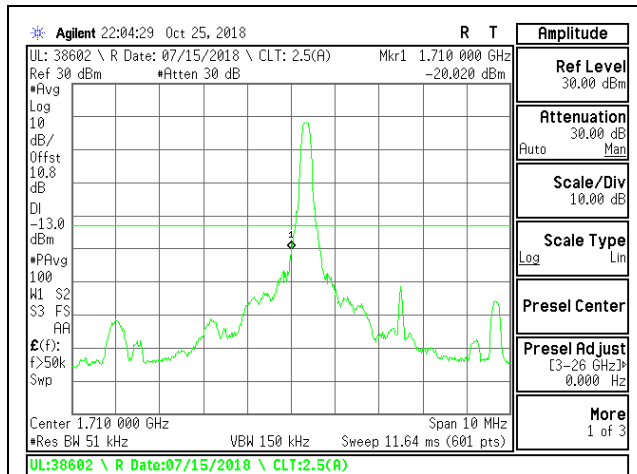


LTE B4 3MHz 16QAM Low Channel RB15-0

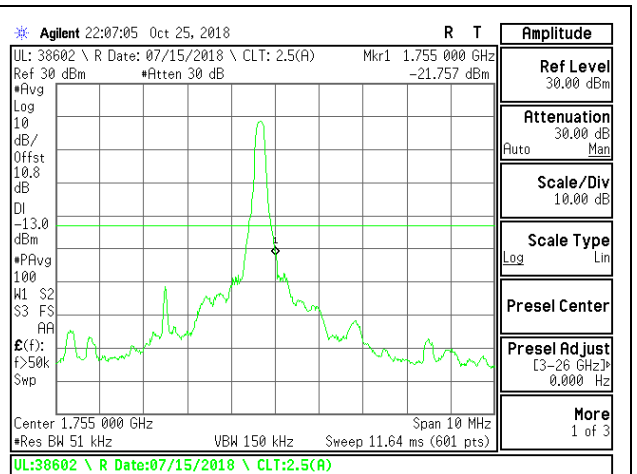


LTE B4 3MHz 16QAM High Channel RB15-0

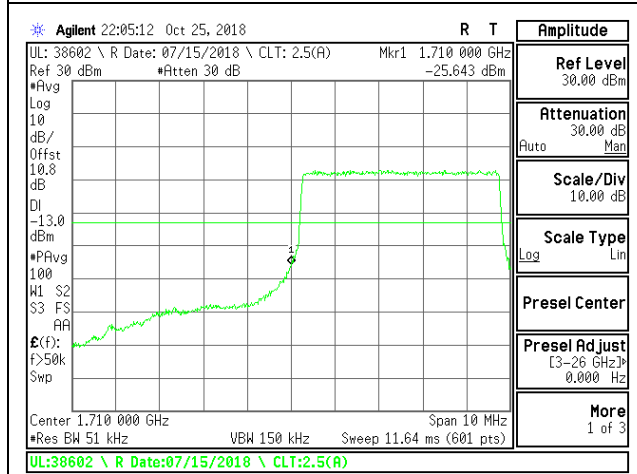




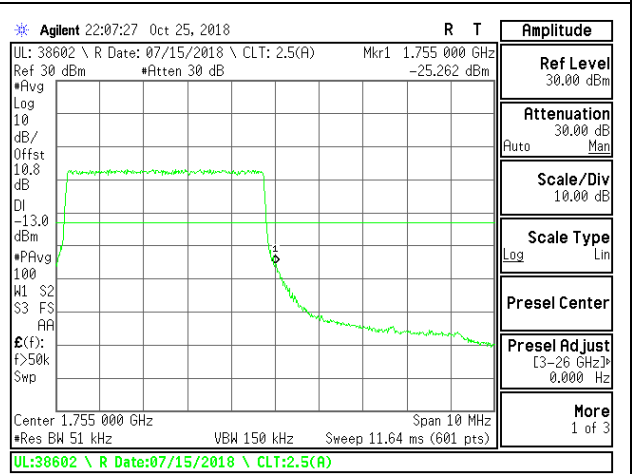
LTE B4 5MHz QPSK Low Channel RB1-0



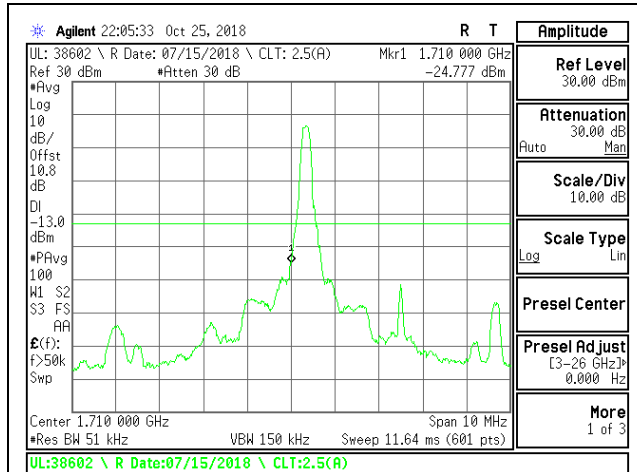
LTE B4 5MHz QPSK High Channel RB1-24



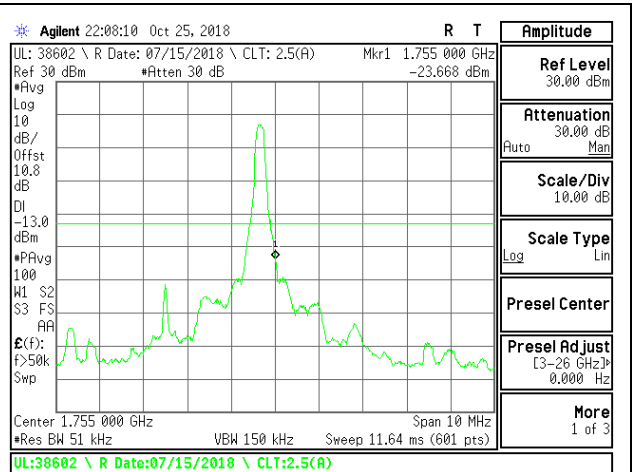
LTE B4 5MHz QPSK Low Channel RB25-0



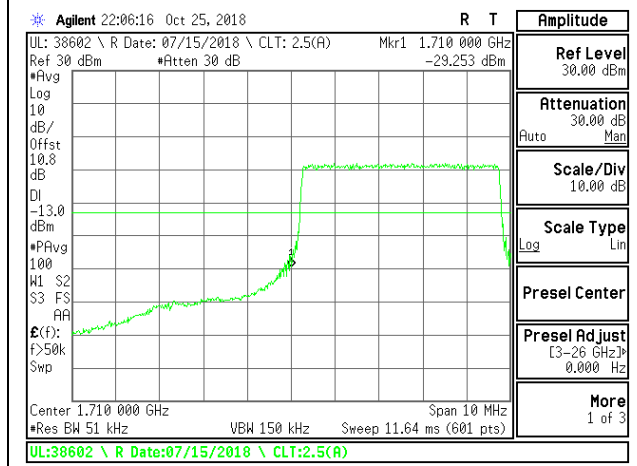
LTE B4 5MHz QPSK High Channel RB25-0



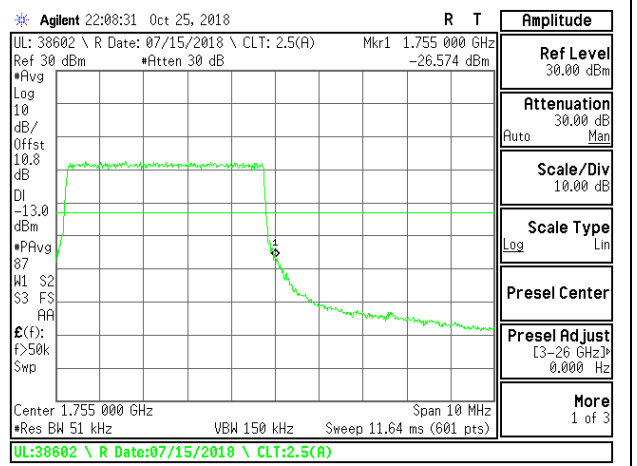
LTE B4 5MHz 16QAM Low Channel RB1-0



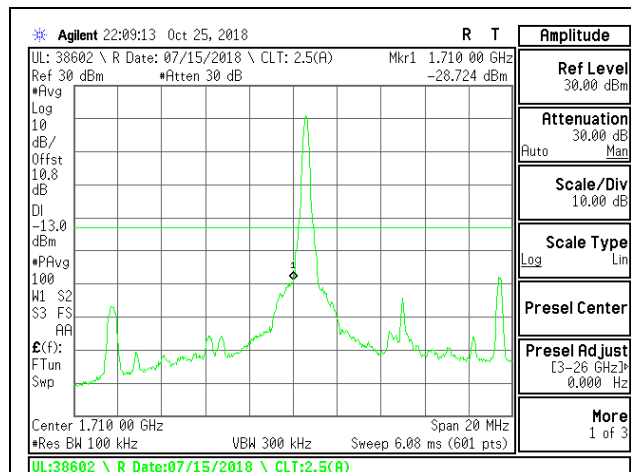
LTE B4 5MHz 16QAM High Channel RB1-24



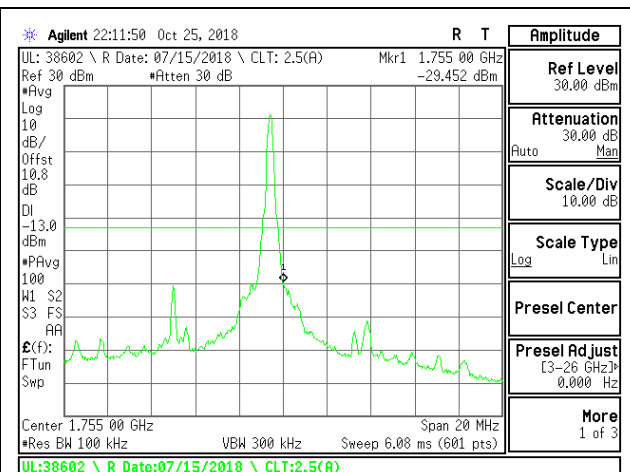
LTE B4 5MHz 16QAM Low Channel RB25-0



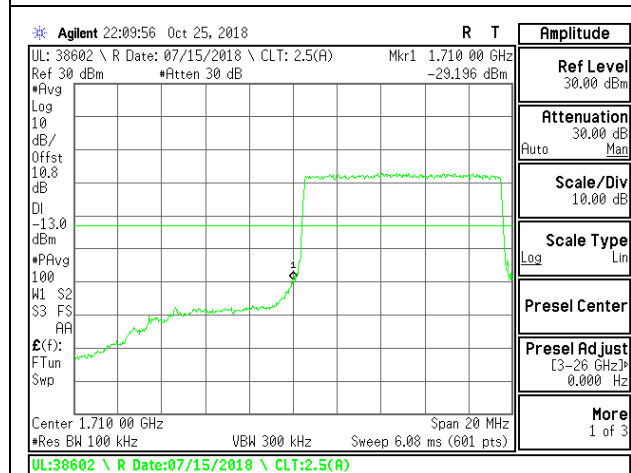
LTE B4 5MHz 16QAM High Channel RB25-0



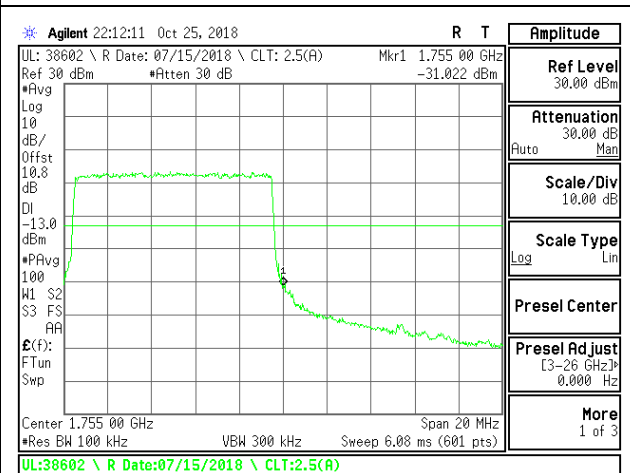
LTE B4 10MHz QPSK Low Channel RB1-0



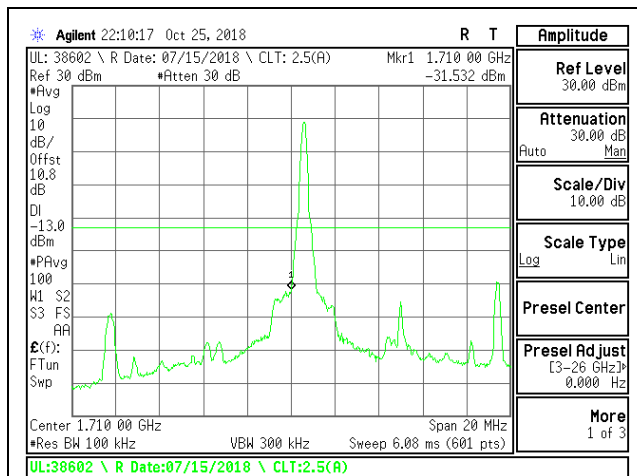
LTE B4 10MHz QPSK High Channel RB1-49



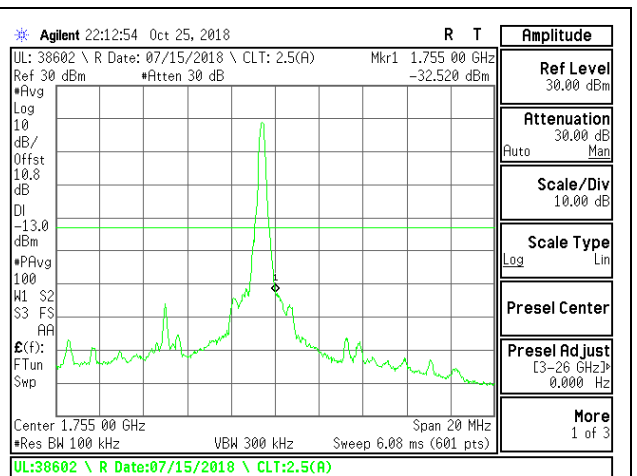
LTE B4 10MHz QPSK Low Channel RB50-0



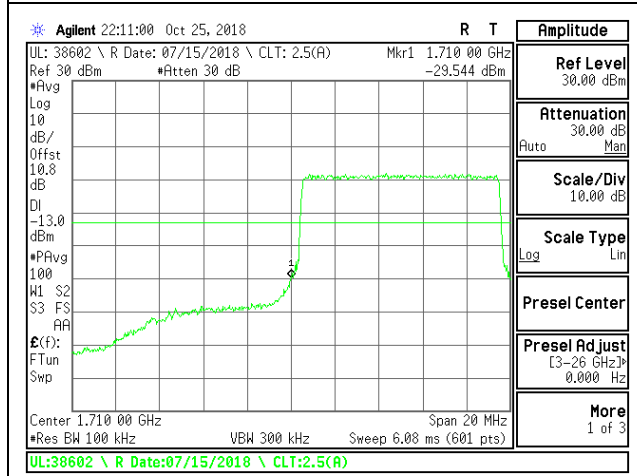
LTE B4 10MHz QPSK High Channel RB50-0



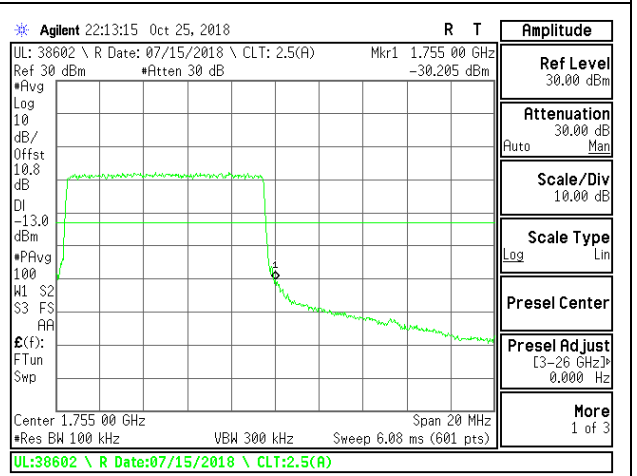
LTE B4 10MHz 16QAM Low Channel RB1-0



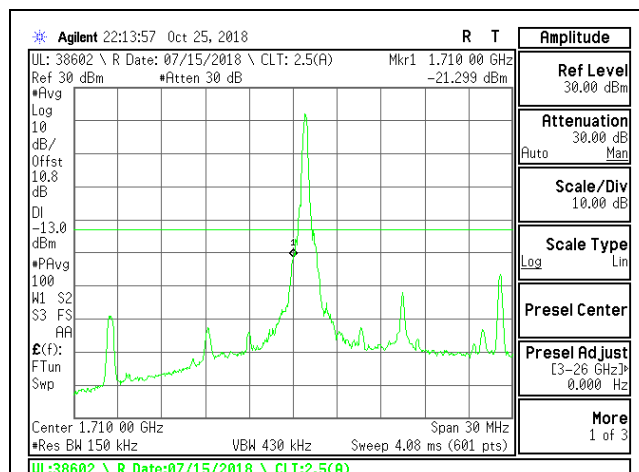
LTE B4 10MHz 16QAM High Channel RB1-49



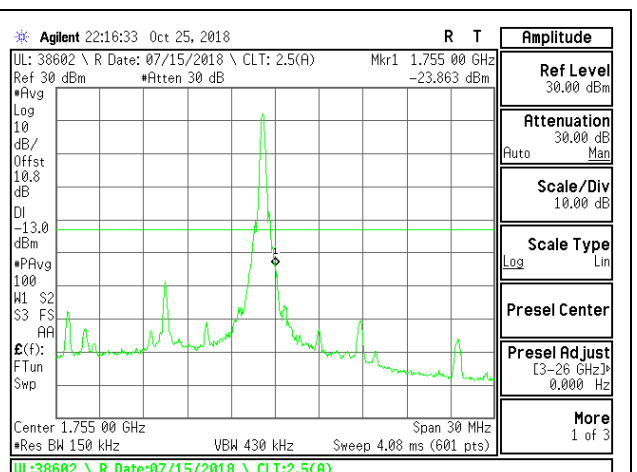
LTE B4 10MHz 16QAM Low Channel RB50-0



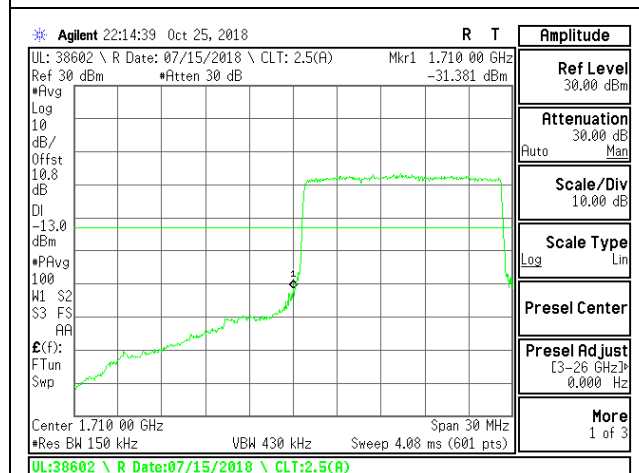
LTE B4 10MHz 16QAM High Channel RB50-0



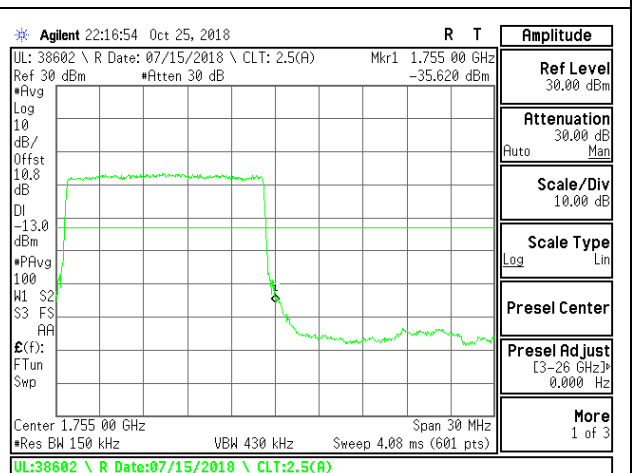
LTE B4 15MHz QPSK Low Channel RB1-0



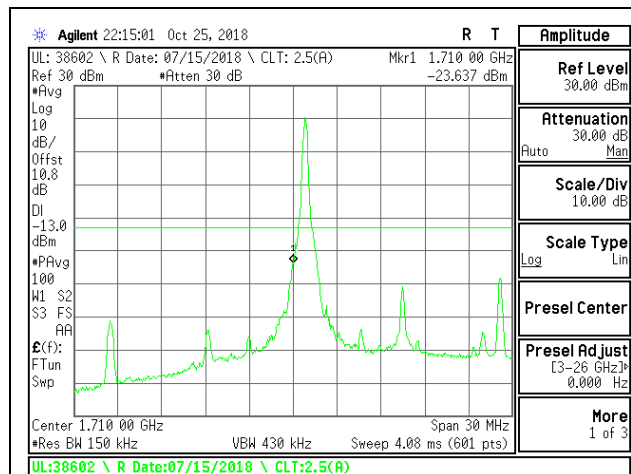
LTE B4 15MHz QPSK High Channel RB1-74



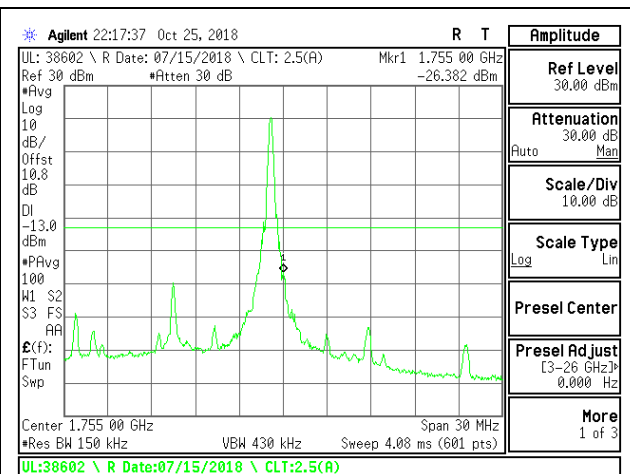
LTE B4 15MHz QPSK Low Channel RB75-0



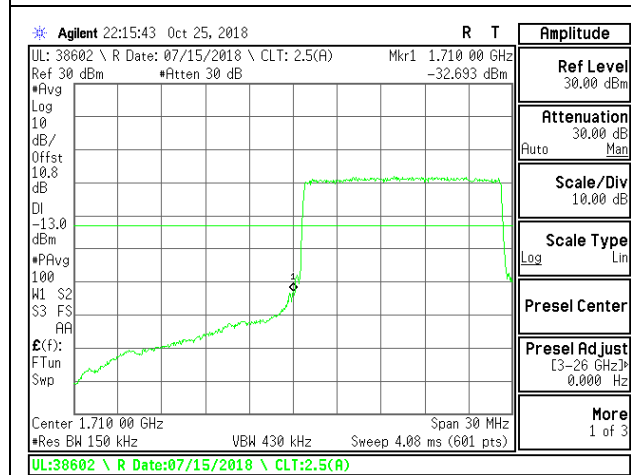
LTE B4 15MHz QPSK High Channel RB75-0



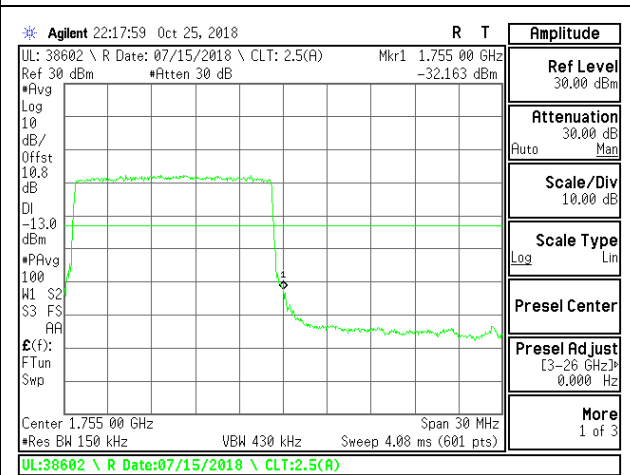
LTE B4 15MHz 16QAM Low Channel RB1-0



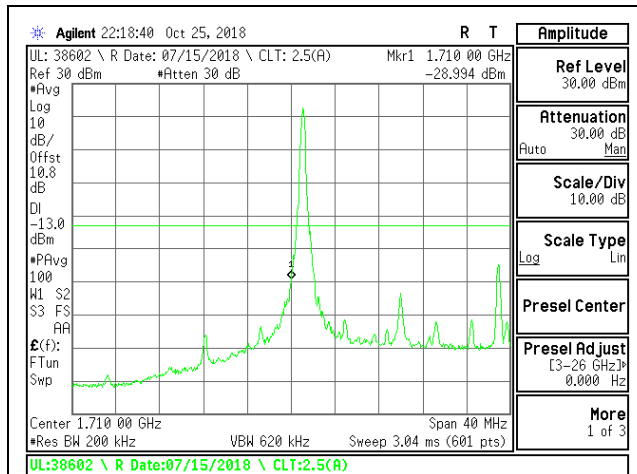
LTE B4 15MHz 16QAM High Channel RB1-74



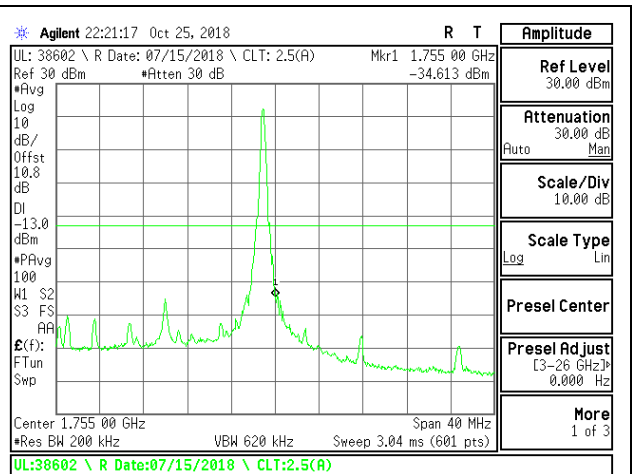
LTE B4 15MHz 16QAM Low Channel RB75-0



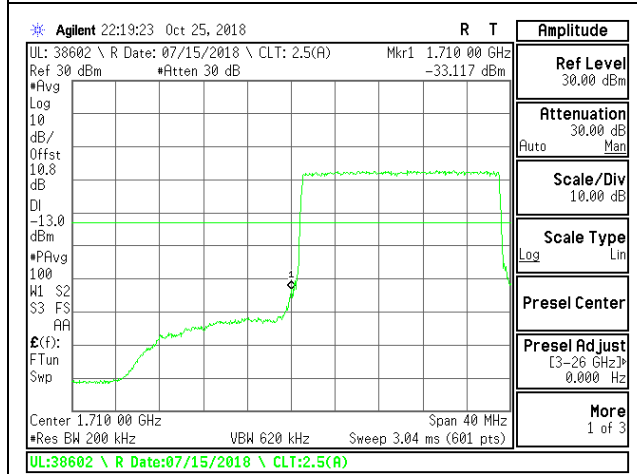
LTE B4 15MHz 16QAM High Channel RB75-0



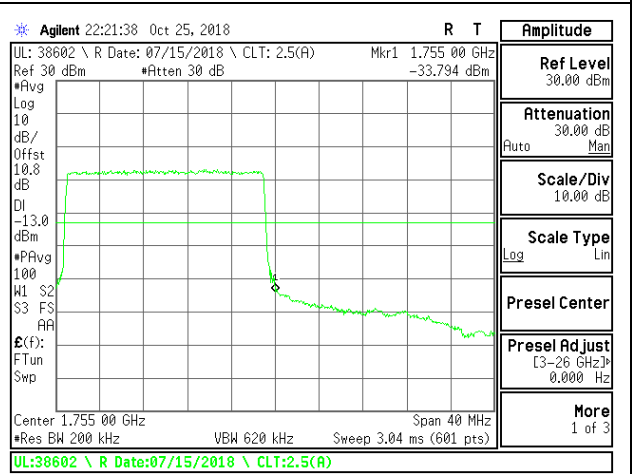
LTE B4 20MHz QPSK Low Channel RB1-0



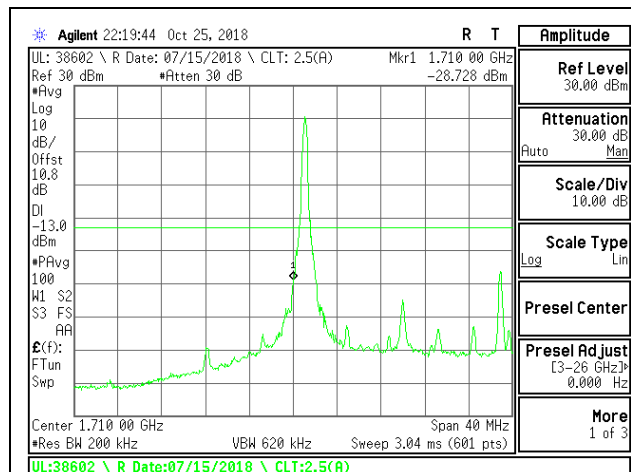
LTE B4 20MHz QPSK High Channel RB1-99



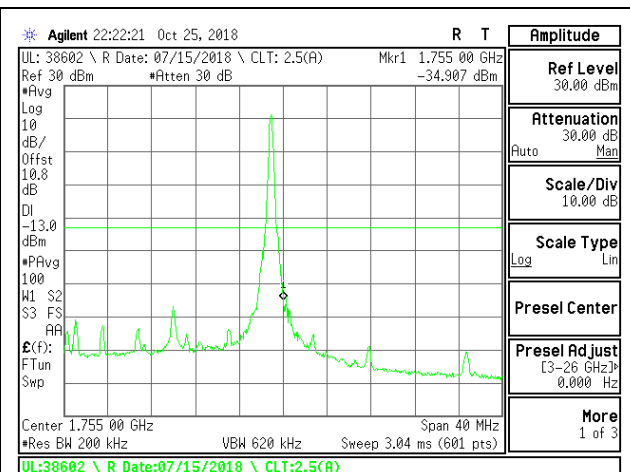
LTE B4 20MHz QPSK Low Channel RB100-0



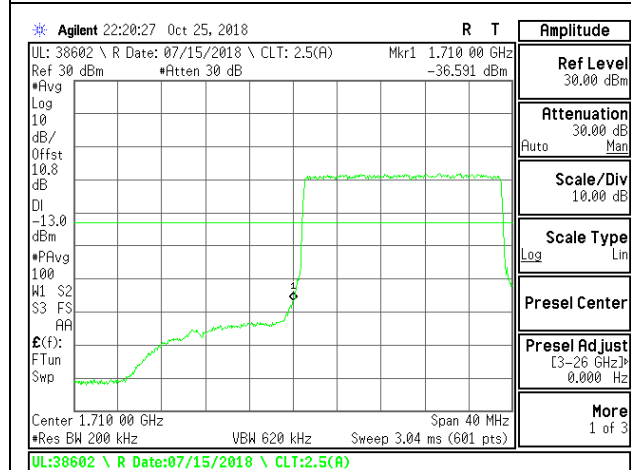
LTE B4 20MHz QPSK High Channel RB100-0



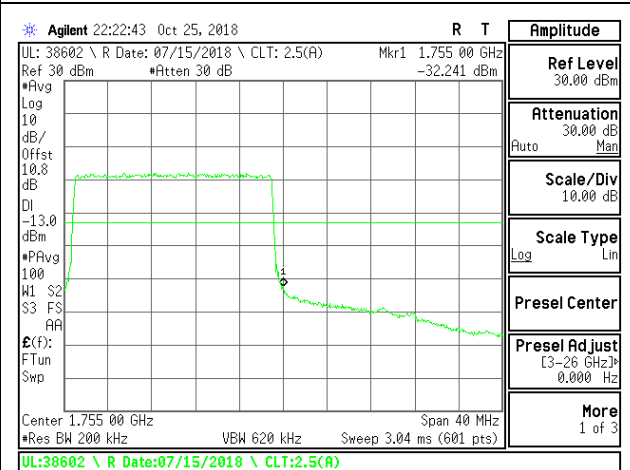
LTE B4 20MHz 16QAM Low Channel RB1-0



LTE B4 20MHz 16QAM High Channel RB1-99



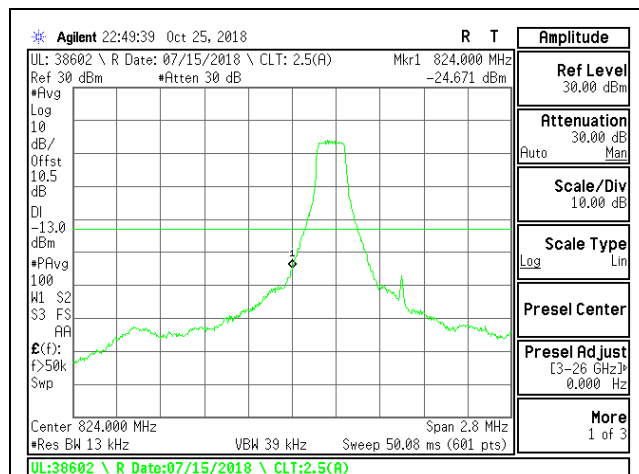
LTE B4 20MHz 16QAM Low Channel RB100-0



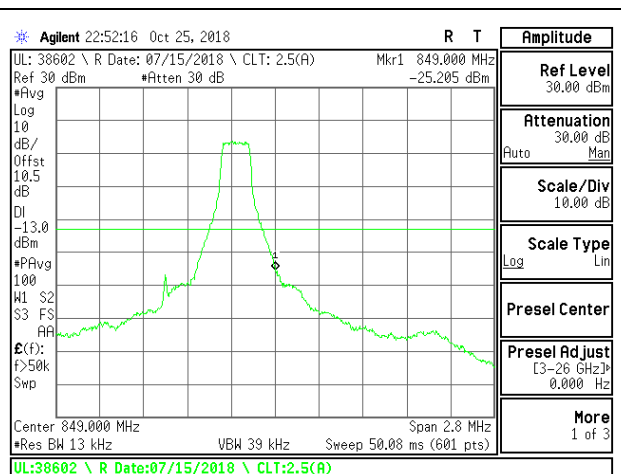
LTE B4 20MHz 16QAM High Channel RB100-0



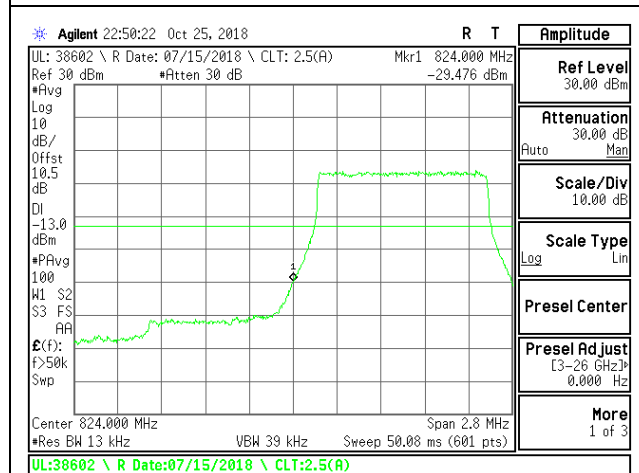
### 9.2.8. LTE BAND 5 BANDEDGE



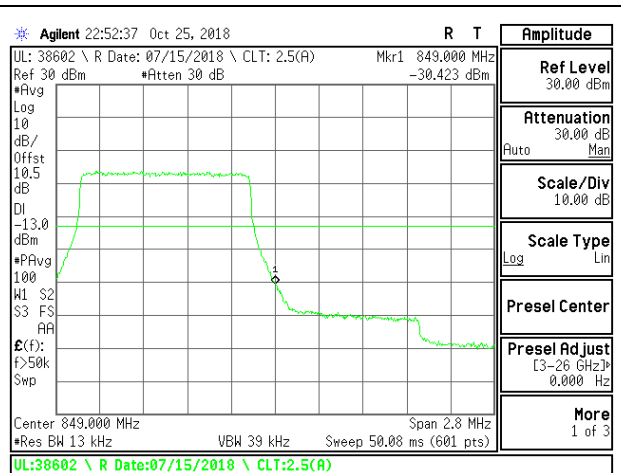
LTE B5 1.4MHz QPSK Low Channel RB1-0



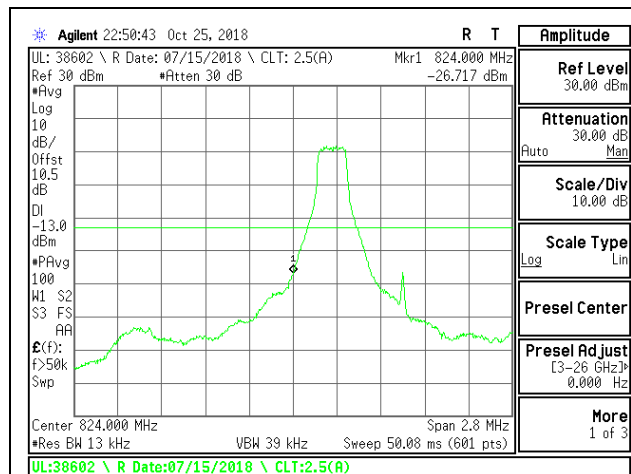
LTE B5 1.4MHz QPSK High Channel RB1-5



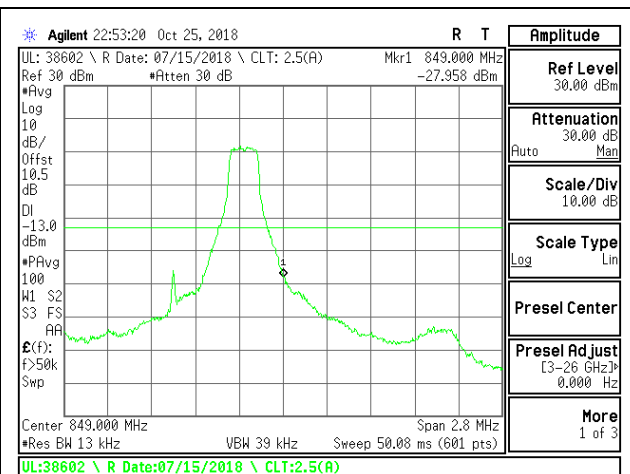
LTE B5 1.4MHz QPSK Low Channel RB6-0



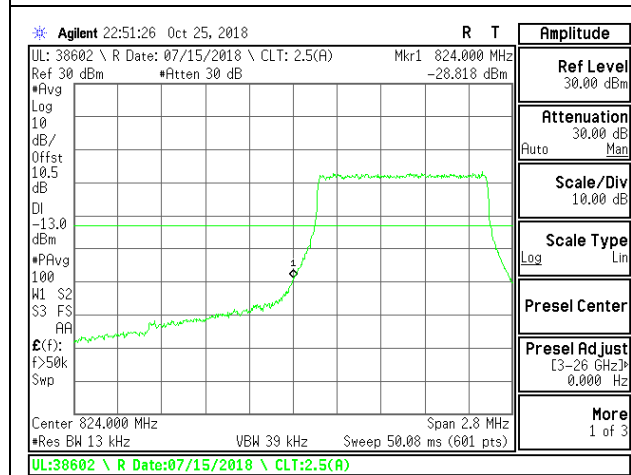
LTE B5 1.4MHz QPSK High Channel RB6-0



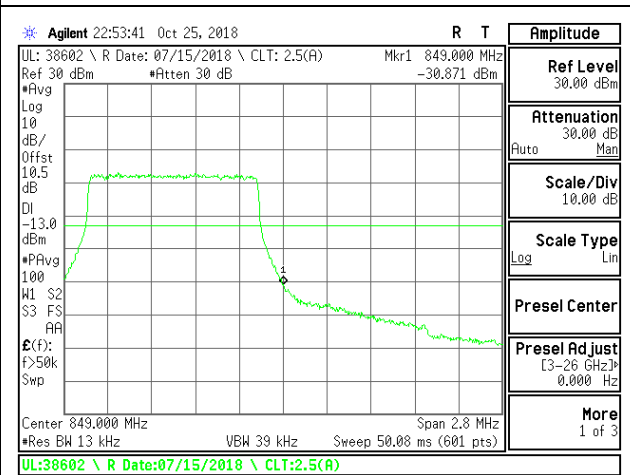
LTE B5 1.4MHz 16QAM Low Channel RB1-0



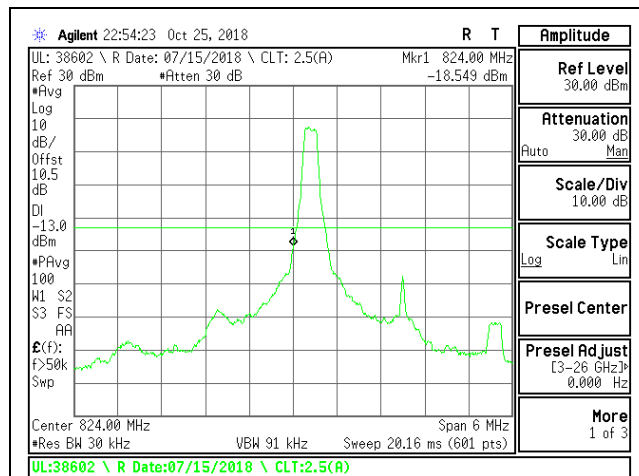
LTE B5 1.4MHz 16QAM High Channel RB1-5



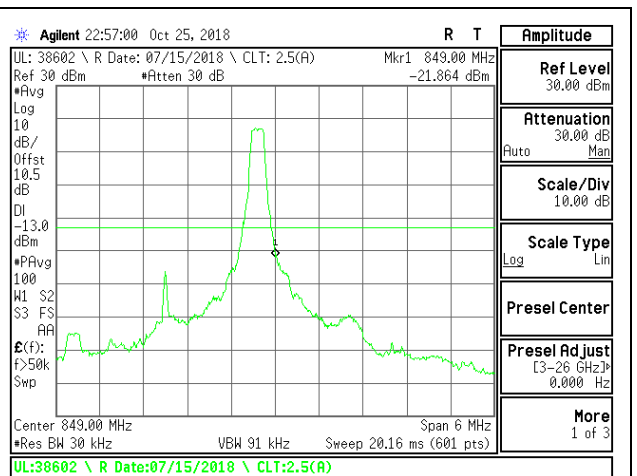
LTE B5 1.4MHz 16QAM Low Channel RB6-0



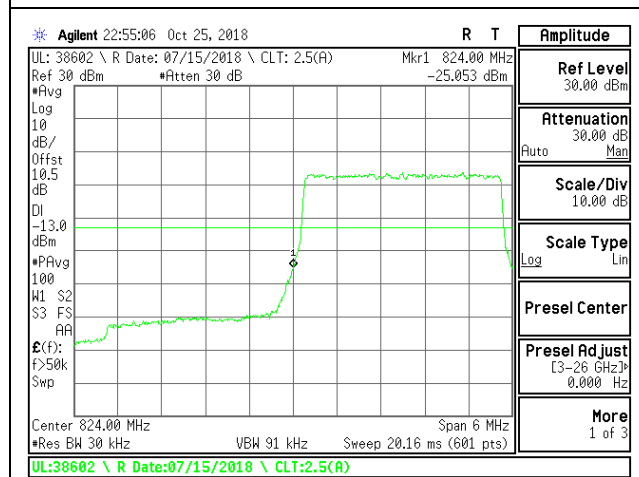
LTE B5 1.4MHz 16QAM High Channel RB6-0



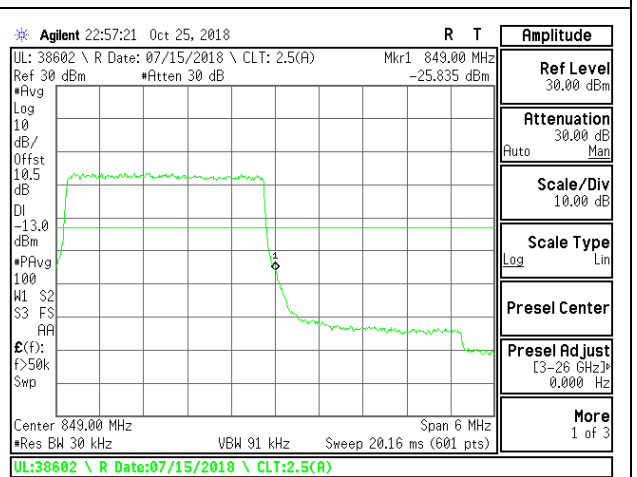
LTE B5 3MHz QPSK Low Channel RB1-0



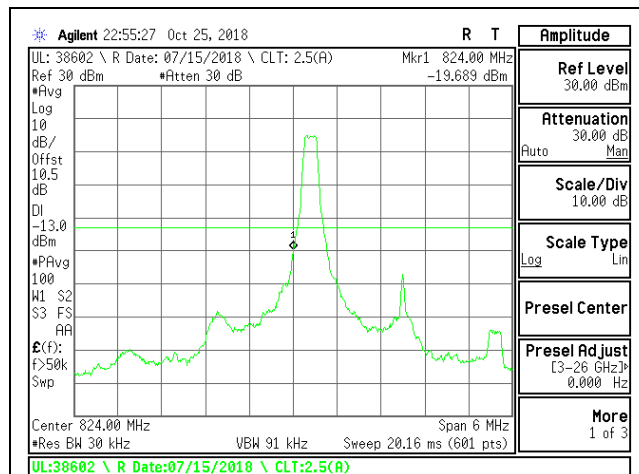
LTE B5 3MHz QPSK High Channel RB1-14



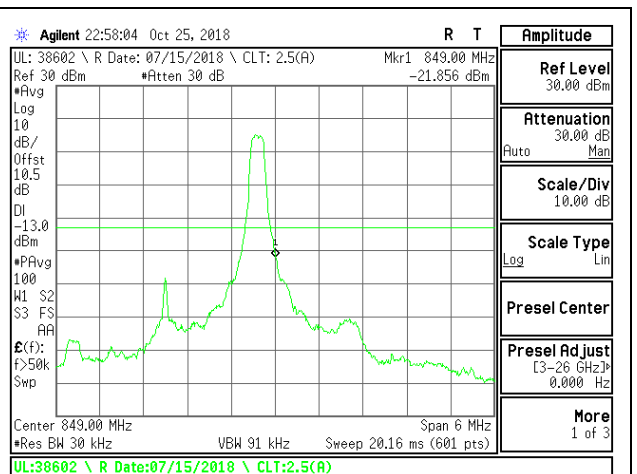
LTE B5 3MHz QPSK Low Channel RB15-0



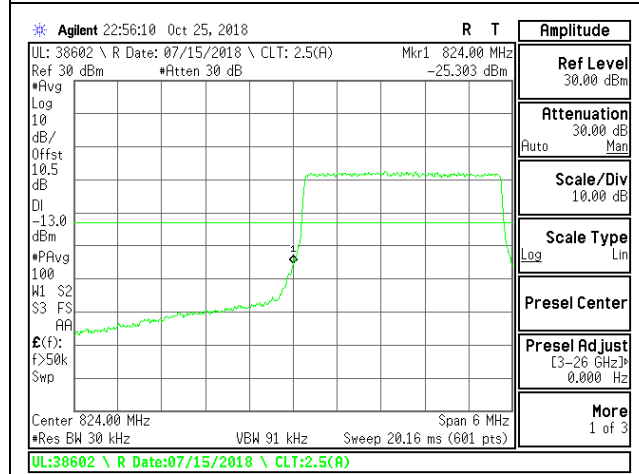
LTE B5 3MHz QPSK High Channel RB15-0



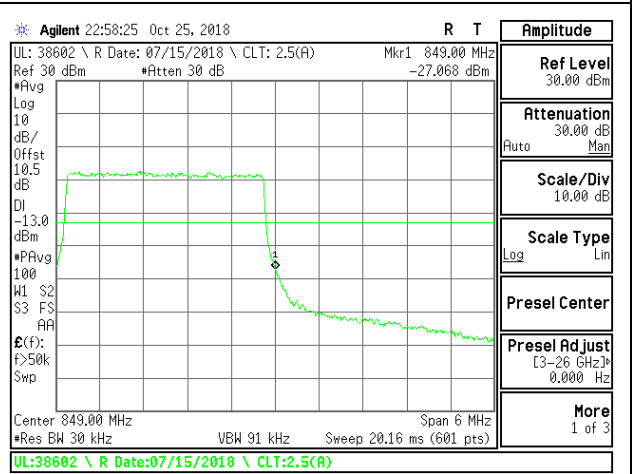
LTE B5 3MHz 16QAM Low Channel RB1-0



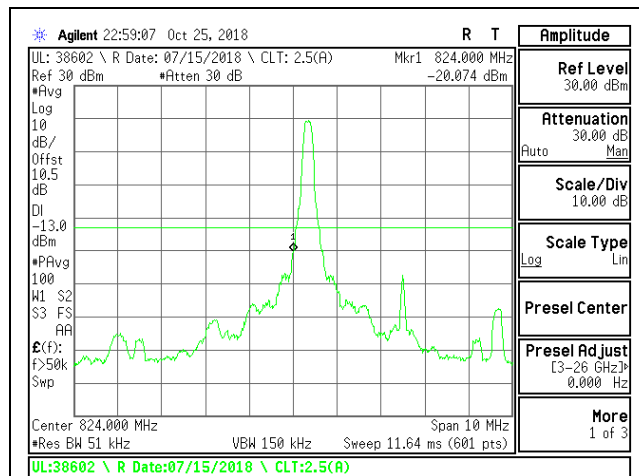
LTE B5 3MHz 16QAM High Channel RB1-14



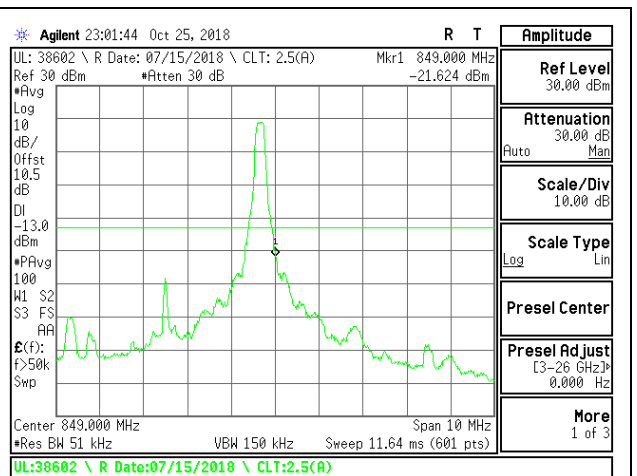
LTE B5 3MHz 16QAM Low Channel RB15-0



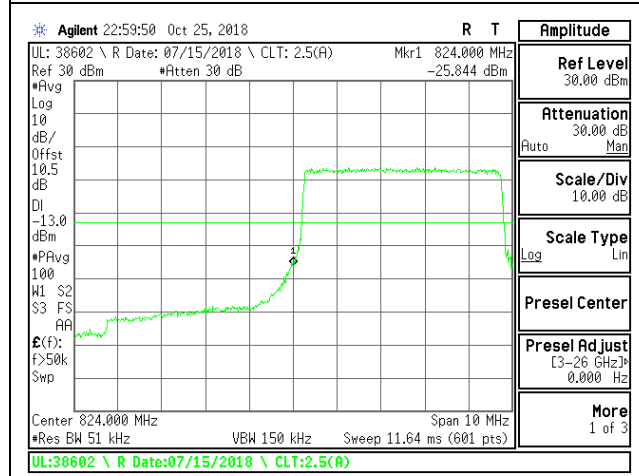
LTE B5 3MHz 16QAM High Channel RB15-0



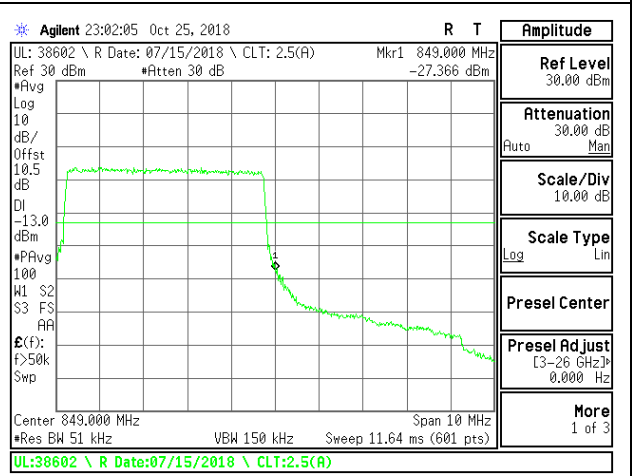
LTE B5 5MHz QPSK Low Channel RB1-0



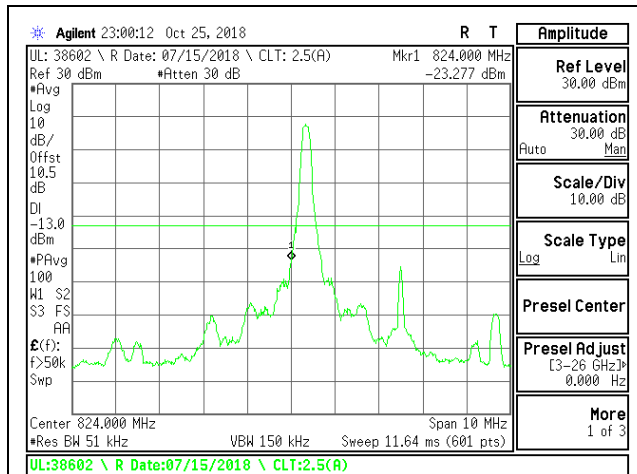
LTE B5 5MHz QPSK High Channel RB1-24



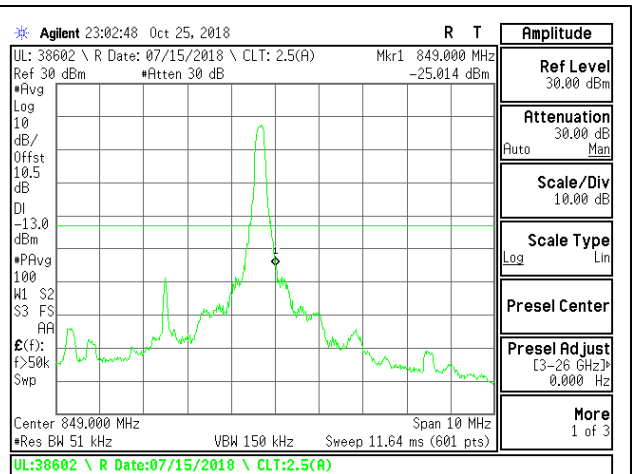
LTE B5 5MHz QPSK Low Channel RB25-0



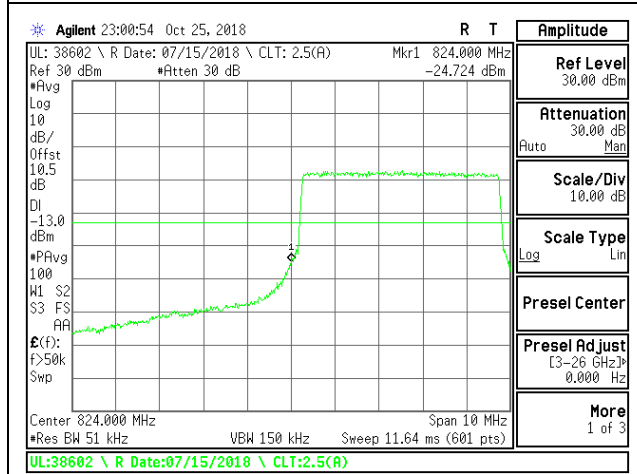
LTE B5 5MHz QPSK High Channel RB25-0



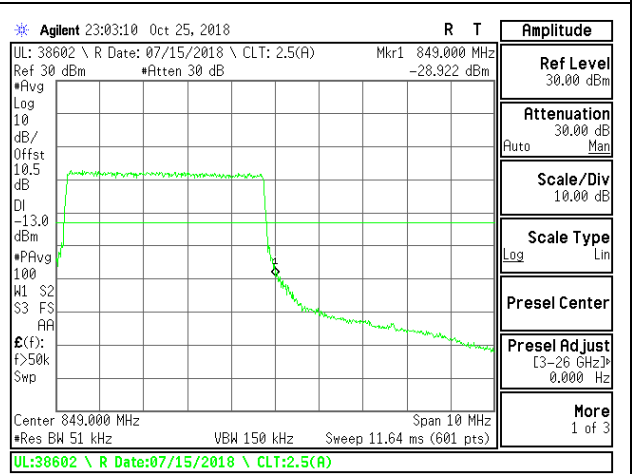
LTE B5 5MHz 16QAM Low Channel RB1-0



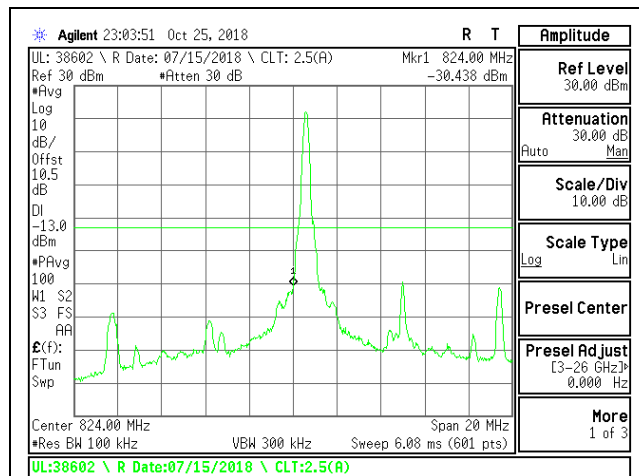
LTE B5 5MHz 16QAM High Channel RB1-24



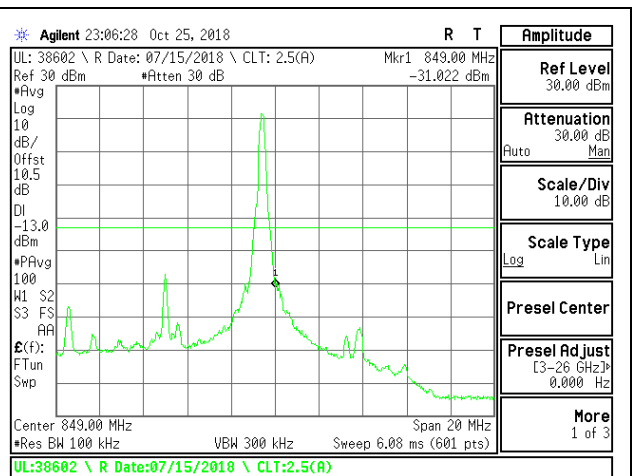
LTE B5 5MHz 16QAM Low Channel RB25-0



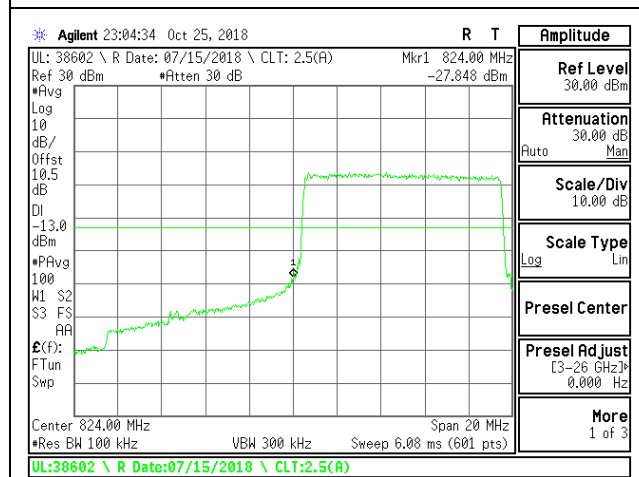
LTE B5 5MHz 16QAM High Channel RB25-0



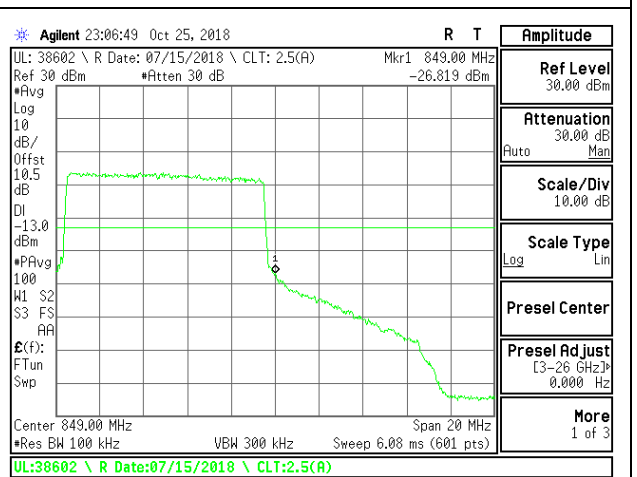
LTE B5 10MHz QPSK Low Channel RB1-0



LTE B5 10MHz QPSK High Channel RB1-49



LTE B5 10MHz QPSK Low Channel RB50-0



LTE B5 10MHz QPSK High Channel RB50-0