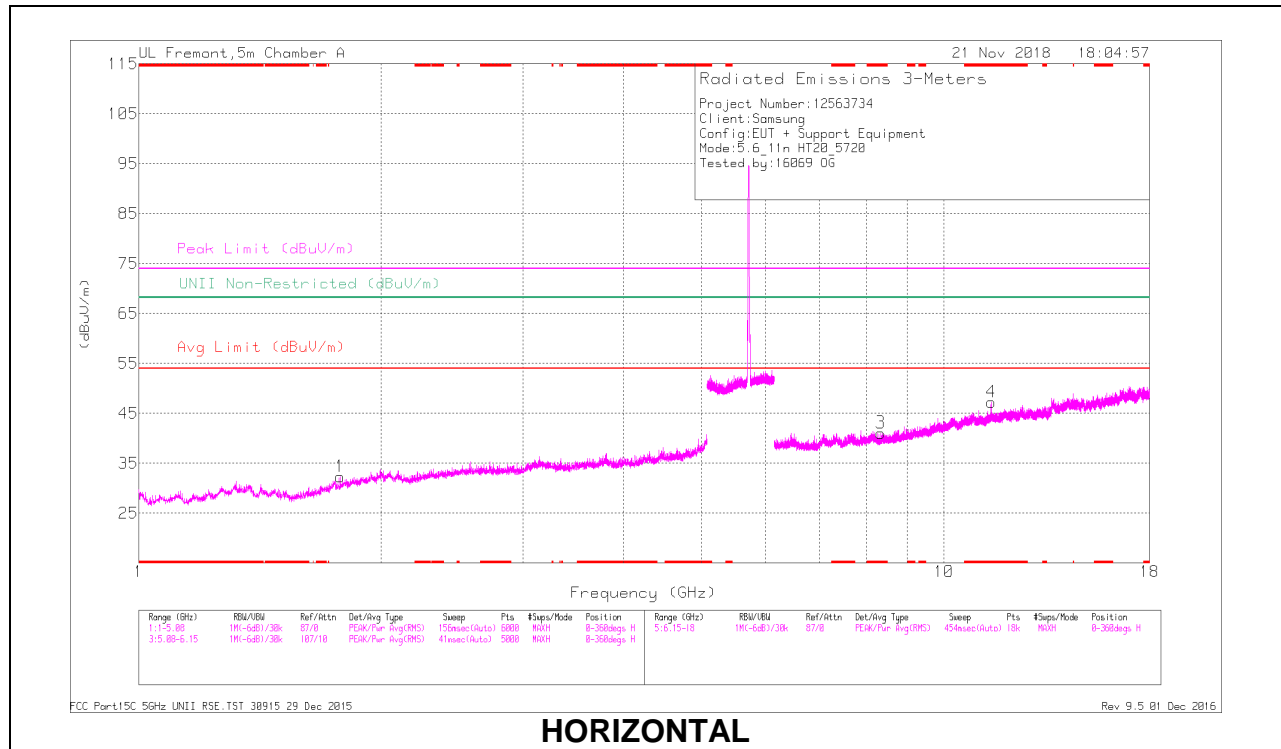
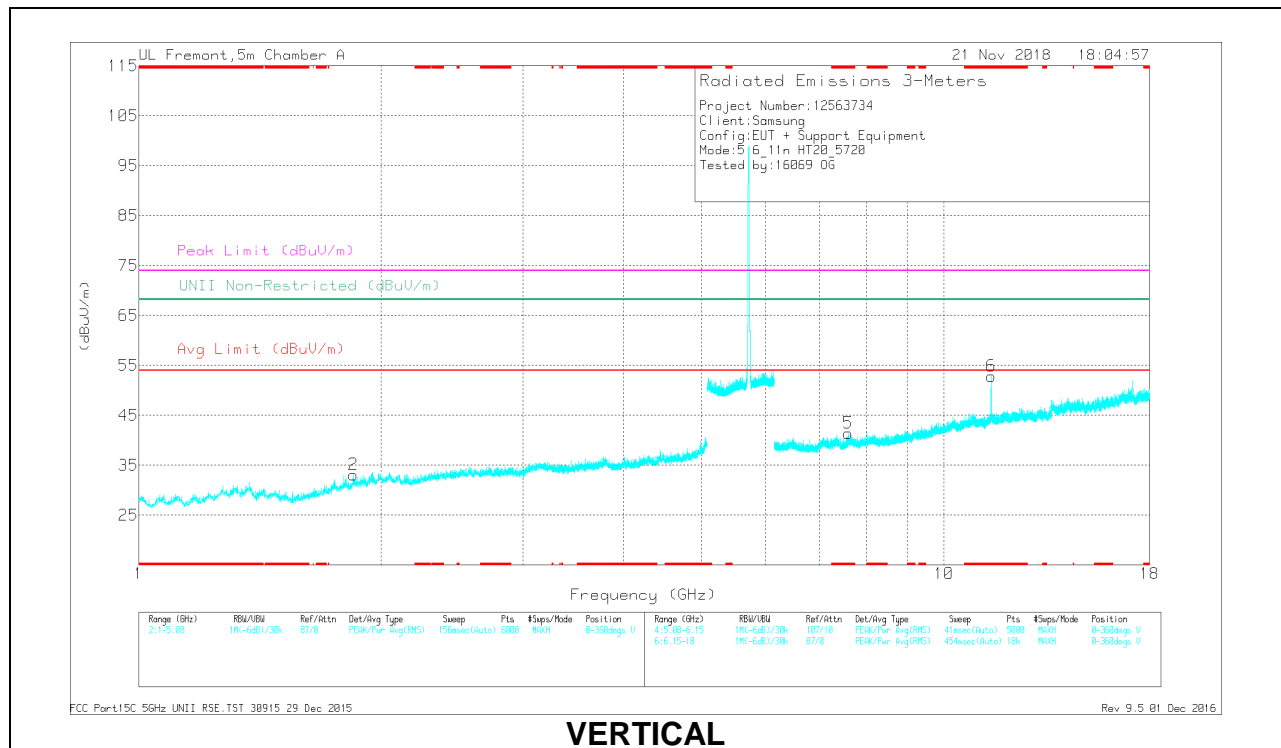


CHANNEL 144 RESULTS



HORIZONTAL



VERTICAL

RADIATED EMISSIONS

Frequency (GHz)	Meter Reading (dBuV)	Det	AF 1862 (dB/m)	Amp/Cb/Filt/Pad (dB)	DC Corr (dB)	Corrected Reading (dBuV/m)	Arg Limit (dBuV/m)	Margin (dB)	Peak Limit (dBuV/m)	PK Margin (dB)	UNII Non-Restricted (dBuV/m)	PK Margin (dB)	Azimuth (Degs)	Height (cm)	Polarity
* 8.347	33.31	PK-U	35.8	-22.3	0	46.81	-	-	74	-27.19	-	-	328	106	H
* 8.348	21.46	ADR	35.8	-22.3	.31	35.27	54	-18.73	-	-	-	-	328	106	H
* 11.442	35.43	PK-U	38.2	-18.6	0	55.03	-	-	74	-18.97	-	-	221	118	H
* 11.441	23.49	ADR	38.2	-18.6	.31	43.4	54	-10.6	-	-	-	-	221	118	H
* 7.606	32.24	PK-U	35.7	-21.8	0	46.14	-	-	74	-27.86	-	-	23	248	V
* 7.604	20.91	ADR	35.7	-21.9	.31	35.02	54	-18.98	-	-	-	-	23	248	V
* 11.441	38.8	PK-U	38.2	-18.6	0	58.4	-	-	74	-15.6	-	-	24	112	V
* 11.442	26.74	ADR	38.2	-18.6	.31	46.65	54	-7.35	-	-	-	-	24	112	V
1.776	38.37	PK-U	30	-30.7	0	37.67	-	-	-	-	68.2	-30.53	87	132	H
1.849	39.35	PK-U	30.9	-31.4	0	38.65	-	-	-	-	68.2	-29.35	160	191	V

* - indicates frequency in CFR47 Pt 15 / IC RSS-Restricted Band

PK-U - U-NII: Maximum Peak

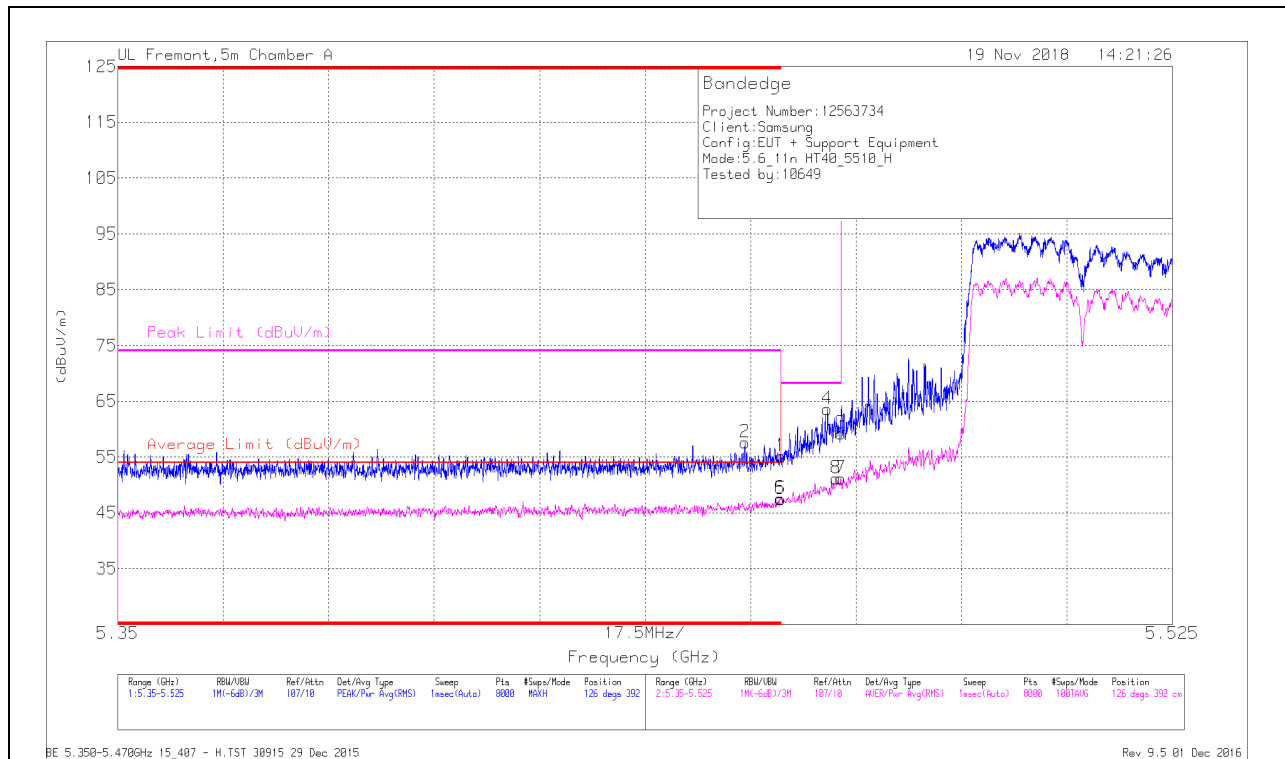
ADR - U-NII AD primary method, RMS average

9.1.17. TX ABOVE 1 GHz 802.11n HT40 MODE IN THE 5.6 GHz BAND

2TX Antenna 1 + Antenna 2 CDD MODE

BANDEDGE (LOW CHANNEL)

HORIZONTAL RESULT



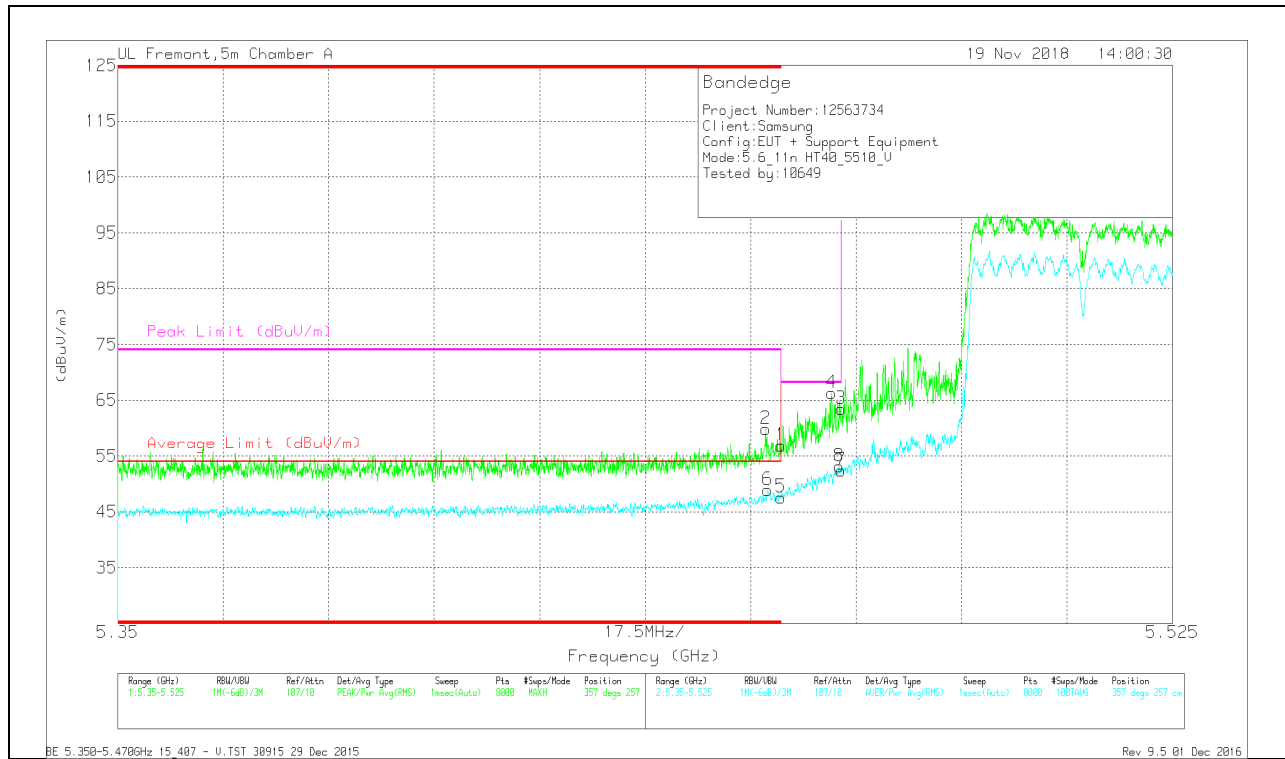
Marker	Frequency (GHz)	Meter Reading (dBuV)	Det	AF T862 (dB/m)	Amp/Cbl/Filtr/P ad (dB)	DC Corr (dB)	Corrected Reading (dBuV/m)	Average Limit (dBuV/m)	Margin (dB)	Peak Limit (dBuV/m)	PK Margin (dB)	Azimuth (Degs)	Height (cm)	Polarity
1	* 5.46	37.63	Pk	34.7	-17.2	0	55.13	-	-	74	-18.87	126	392	H
2	* 5.454	40.22	Pk	34.7	-17.3	0	57.62	-	-	74	-16.38	126	392	H
5	* 5.46	29.93	RMS	34.7	-17.2	.6	48.03	54	-5.97	-	-	126	392	H
6	* 5.46	30.1	RMS	34.7	-17.2	.6	47.2	54	-5.8	-	-	126	392	H
4	5.468	45.86	Pk	34.8	-17.1	0	63.56	-	-	68.2	-4.64	126	392	H
8	5.469	33.49	RMS	34.8	-17.1	.6	51.79	-	-	-	-	126	392	H
3	5.47	41.48	Pk	34.8	-17.1	0	59.18	-	-	68.2	-9.02	126	392	H
7	5.47	33.42	RMS	34.8	-17.1	.6	51.72	-	-	-	-	126	392	H

* - indicates frequency in CFR47 Pt 15 / IC RSS-Restricted Band

Pk - Peak detector

RMS - RMS detection

VERTICAL RESULT

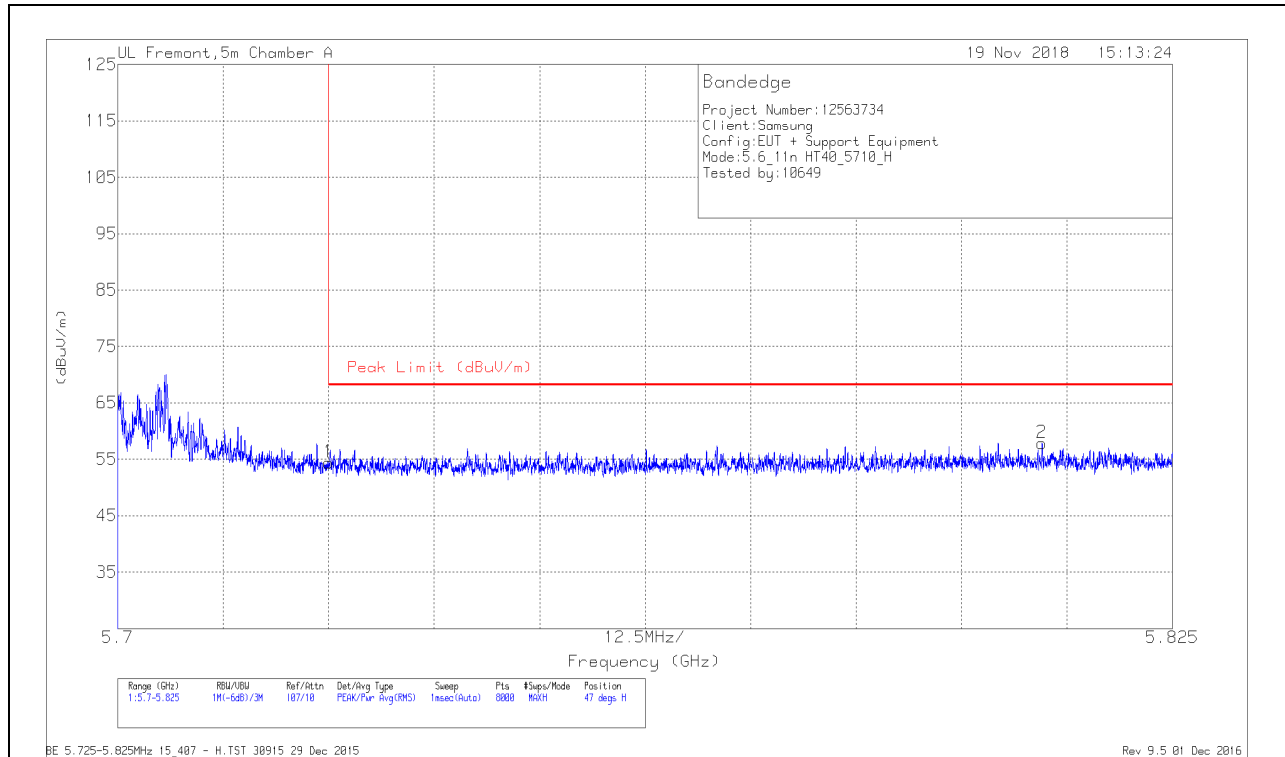


Marker	Frequency (GHz)	Meter Reading (dBuV)	Det	AF T862 (dB/m)	Amp/Cbl/Filtr/P ad (dB)	DC Corr (dB)	Corrected Reading (dBuV/m)	Average Limit (dBuV/m)	Margin (dB)	Peak Limit (dBuV/m)	PK Margin (dB)	Azimuth (Degs)	Height (cm)	Polarity
1	* 5.46	39.39	Pk	34.7	-17.2	0	56.89	-	-	74	-17.11	357	257	V
2	* 5.458	42.36	Pk	34.7	-17.2	0	59.86	-	-	74	-14.14	357	257	V
5	* 5.46	30.12	RMS	34.7	-17.2	.6	48.22	54	-5.78	-	-	357	257	V
6	* 5.458	31.4	RMS	34.7	-17.2	.6	49.5	54	-4.5	-	-	357	257	V
4	5.468	48.65	Pk	34.8	-17.1	0	66.35	-	-	68.2	-1.85	357	257	V
3	5.47	45.72	Pk	34.8	-17.1	0	63.42	-	-	68.2	-4.78	357	257	V
7	5.47	34.72	RMS	34.8	-17.1	.6	52.42	-	-	-	-	357	257	V
8	5.47	35.47	RMS	34.8	-17.1	.6	53.17	-	-	-	-	357	257	V

* - indicates frequency in CFR47 Pt 15 / IC RSS-Restricted Band
 Pk - Peak detector
 RMS - RMS detection

BANEDGE (HIGH CHANNEL)

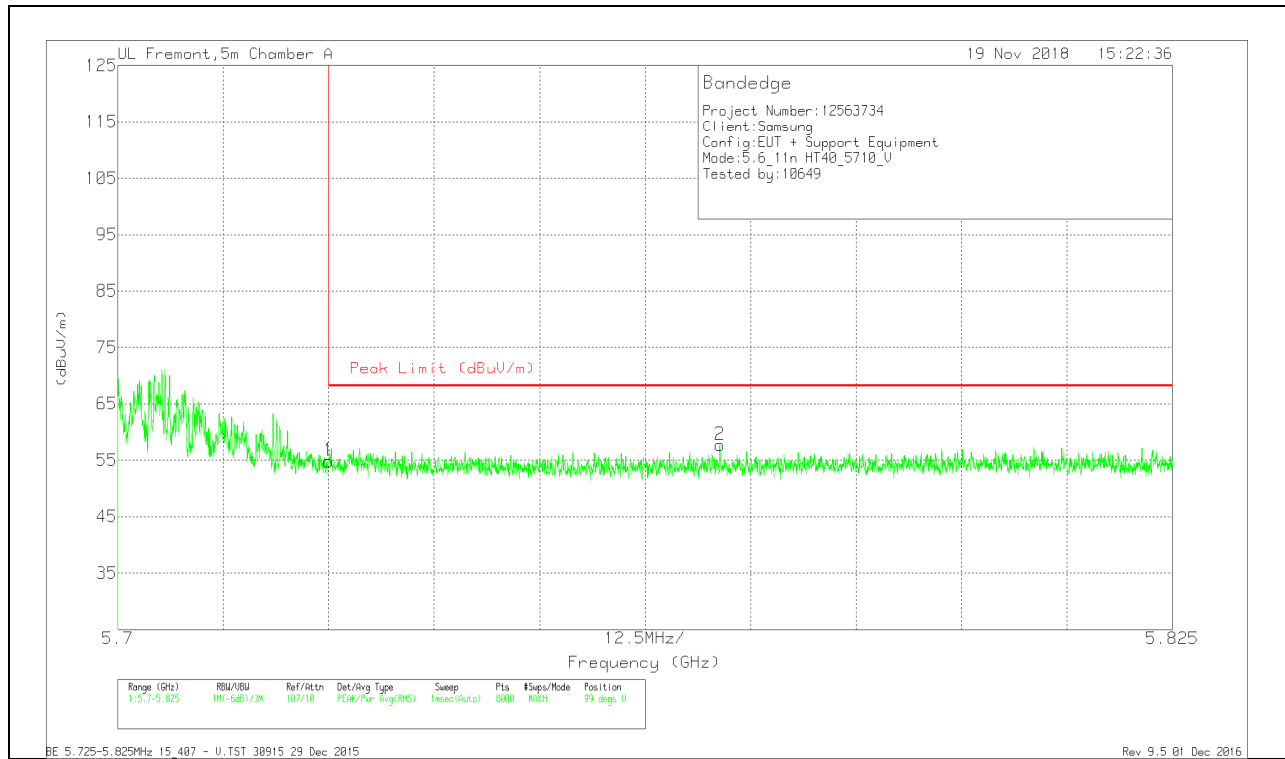
HORIZONTAL RESULT



Marker	Frequency (GHz)	Meter Reading (dBuV)	Det	AF T862 (dB/m)	Amp/Cb/Fitr/Pad (dB)	Corrected Reading (dBuV/m)	Peak Limit (dBuV/m)	PK Margin (dB)	Azimuth (Degs)	Height (cm)	Polarity
1	5.725	36.27	Pk	35	-16.9	54.37	68.2	-13.83	47	115	H
2	5.81	39.04	Pk	35.1	-16.3	57.84	68.2	-10.36	47	115	H

* - indicates frequency in CFR47 Pt 15 / IC RSS-Restricted Band
 Pk - Peak detector

VERTICAL RESULT

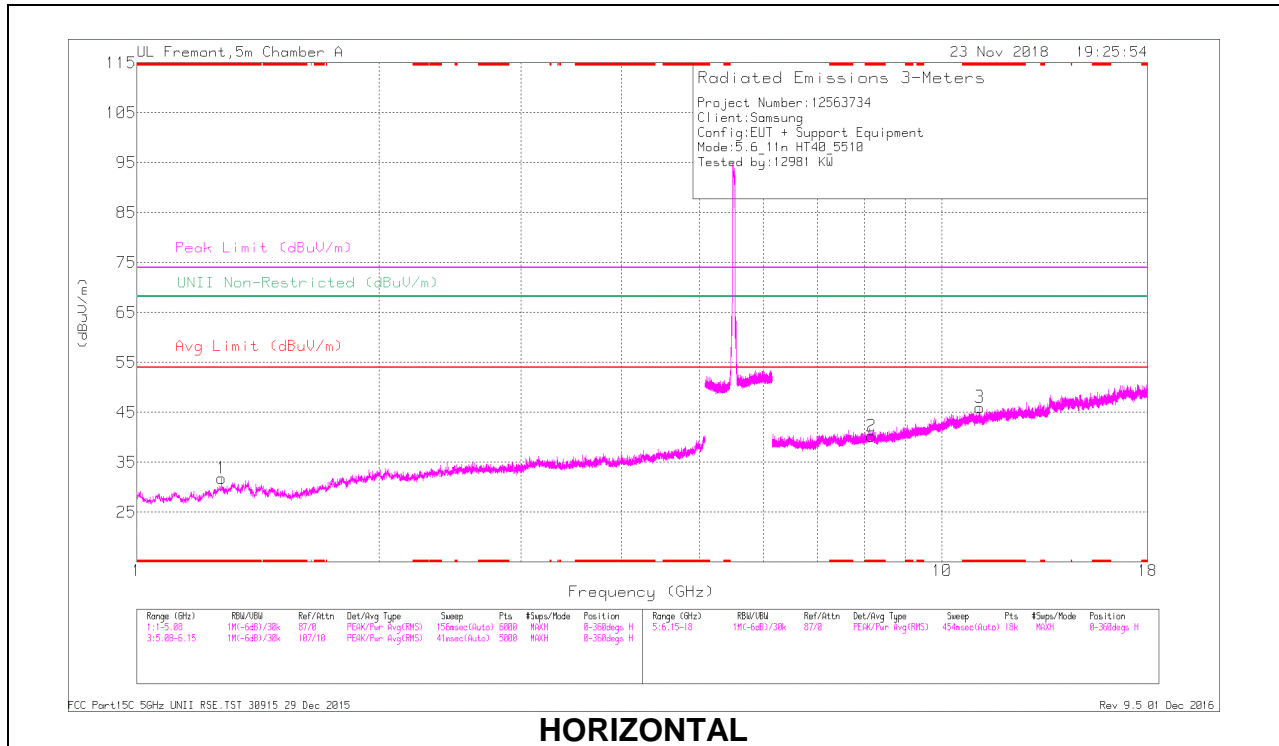


Marker	Frequency (GHz)	Meter Reading (dBuV)	Det	AF T862 (dB/m)	Amp/Cb/Filtr/Pad (dB)	Corrected Reading (dBuV/m)	Peak Limit (dBuV/m)	PK Margin (dB)	Azimuth (Degs)	Height (cm)	Polarity
1	5.725	36.75	Pk	35	-16.9	54.85	68.2	-13.35	99	105	V
2	5.771	39.18	Pk	35	-16.5	57.68	68.2	-10.52	99	105	V

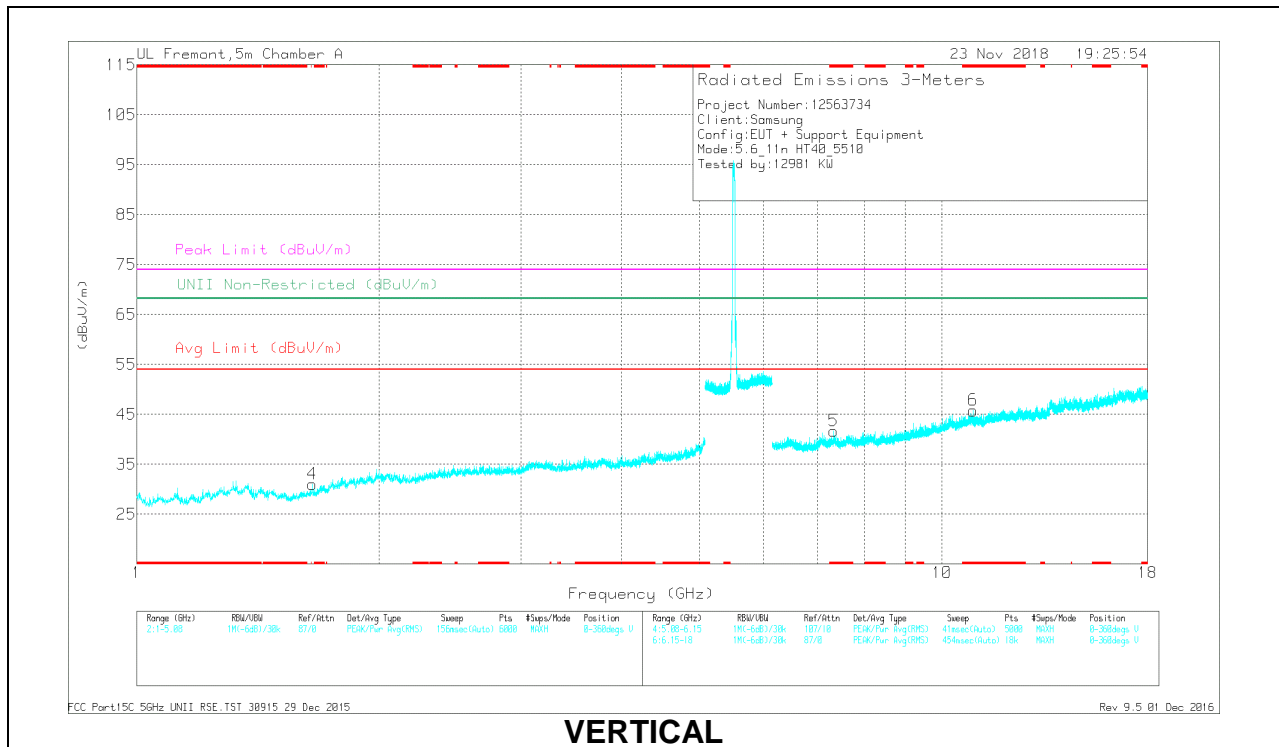
* - indicates frequency in CFR47 Pt 15 / IC RSS-Restricted Band
 Pk - Peak detector

HARMONICS AND SPURIOUS EMISSIONS

LOW CHANNEL RESULTS



HORIZONTAL



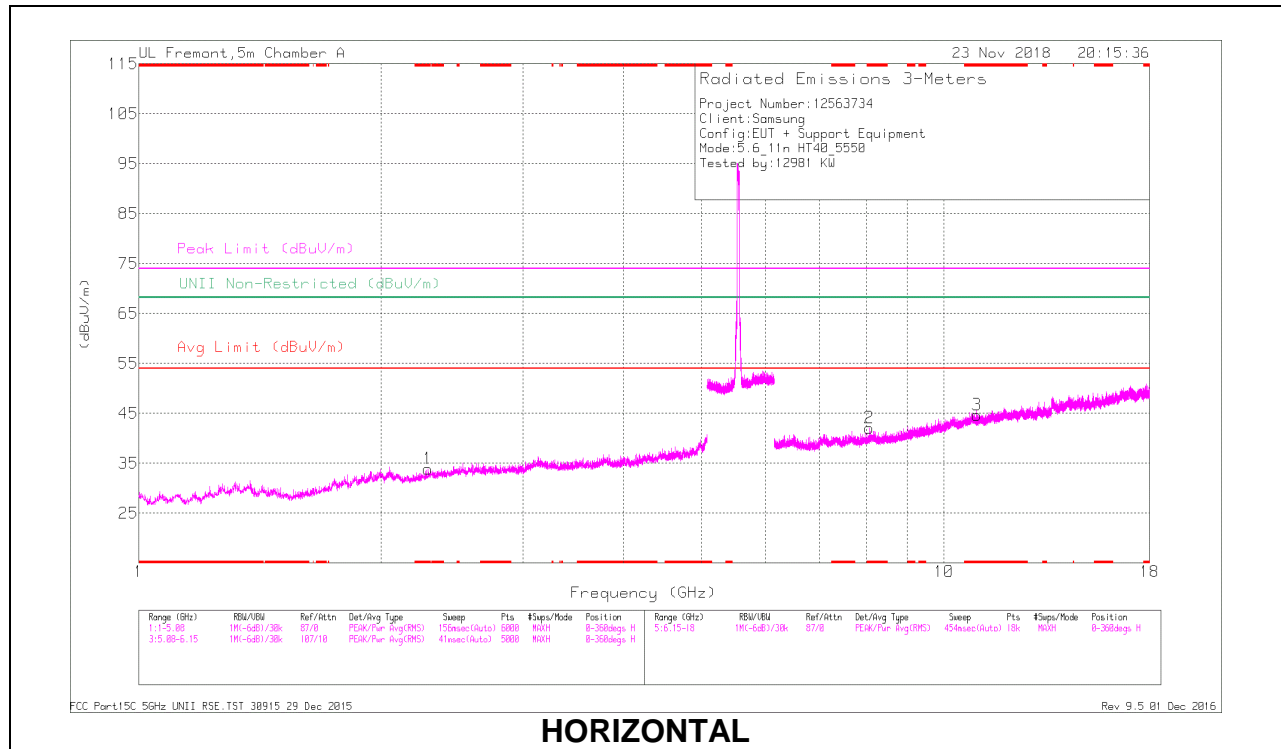
VERTICAL

RADIATED EMISSIONS

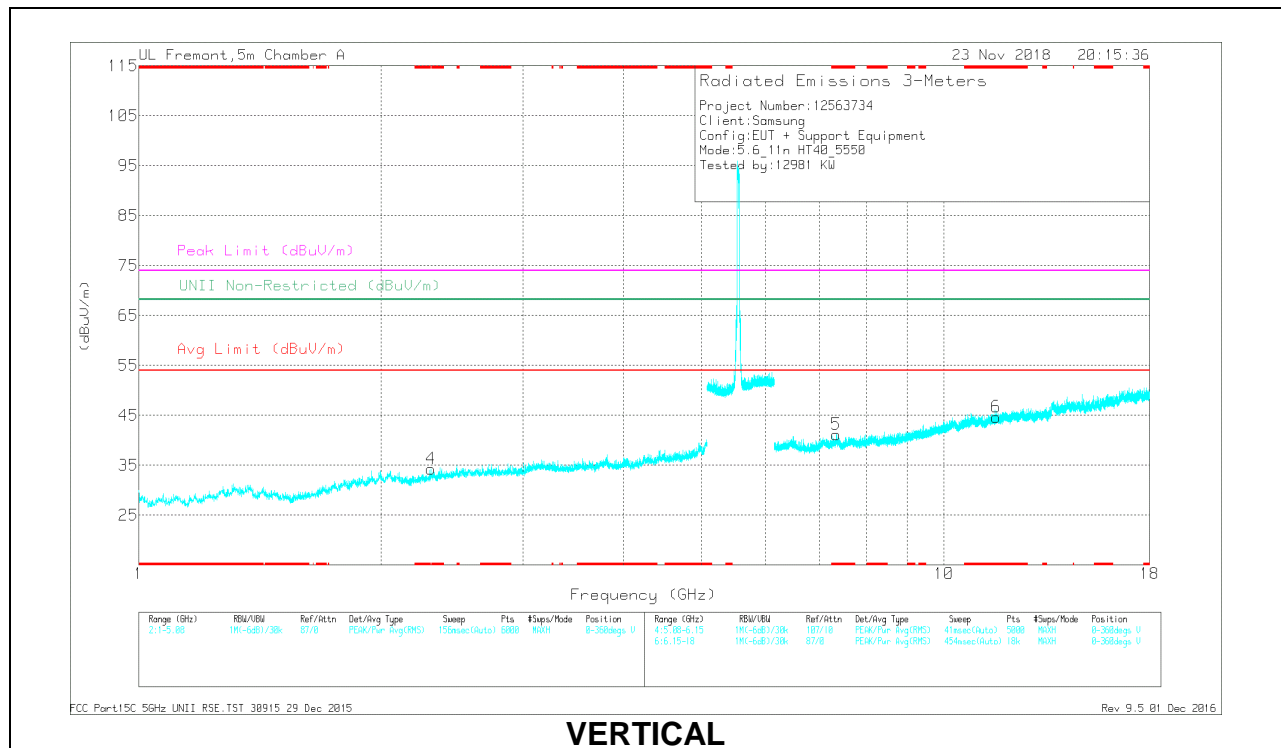
Frequency (GHz)	Meter Reading (dBuV)	Det	AF T862 (dB/m)	Amp/Chk/Ftr/Pad (dB)	DC Corr (dB)	Corrected Reading (dBuV/m)	Avg Limit (dBuV/m)	Margin (dB)	Peak Limit (dBuV/m)	PK Margin (dB)	UNI Non-Restricted (dBuV/m)	PK Margin (dB)	Azimuth (Degs)	Height (cm)	Polarity
* 1.276	39.7	PK-U	29.3	-32.2	0	36.8	-	-	74	-37.2	-	-	48	135	H
* 1.272	28.54	ADR	29.3	-32.3	.8	26.14	54	-27.86	-	-	-	-	48	135	H
* 8.177	33.57	PK-U	35.8	-21.8	0	47.57	-	-	74	-26.43	-	-	116	168	H
* 8.177	21.87	ADR	35.8	-21.8	.8	36.47	54	-17.53	-	-	-	-	116	168	H
* 11.141	31.27	PK-U	37.9	-19.1	0	50.07	-	-	74	-23.93	-	-	190	113	H
* 11.142	20.71	ADR	37.9	-19.1	.8	40.11	54	-13.89	-	-	-	-	190	113	H
* 7.34	32.8	PK-U	35.7	-21.9	0	46.6	-	-	74	-27.4	-	-	165	100	V
* 7.338	21.99	ADR	35.7	-21.9	.8	36.39	54	-17.61	-	-	-	-	165	100	V
* 10.924	32.13	PK-U	37.9	-18.9	0	51.13	-	-	74	-22.87	-	-	224	202	V
* 10.925	20.57	ADR	37.9	-18.9	.8	40.17	54	-13.83	-	-	-	-	224	202	V
1.853	39.27	PK-U	28.5	-31.1	0	36.67	-	-	-	-	68.2	-31.53	233	158	V

* - indicates frequency in CFR47 Pt 15 / IC RSS-Restricted Band
 PK-U - U-NII: Maximum Peak
 ADR - U-NII AD primary method, RMS average

MID CHANNEL RESULTS



HORIZONTAL



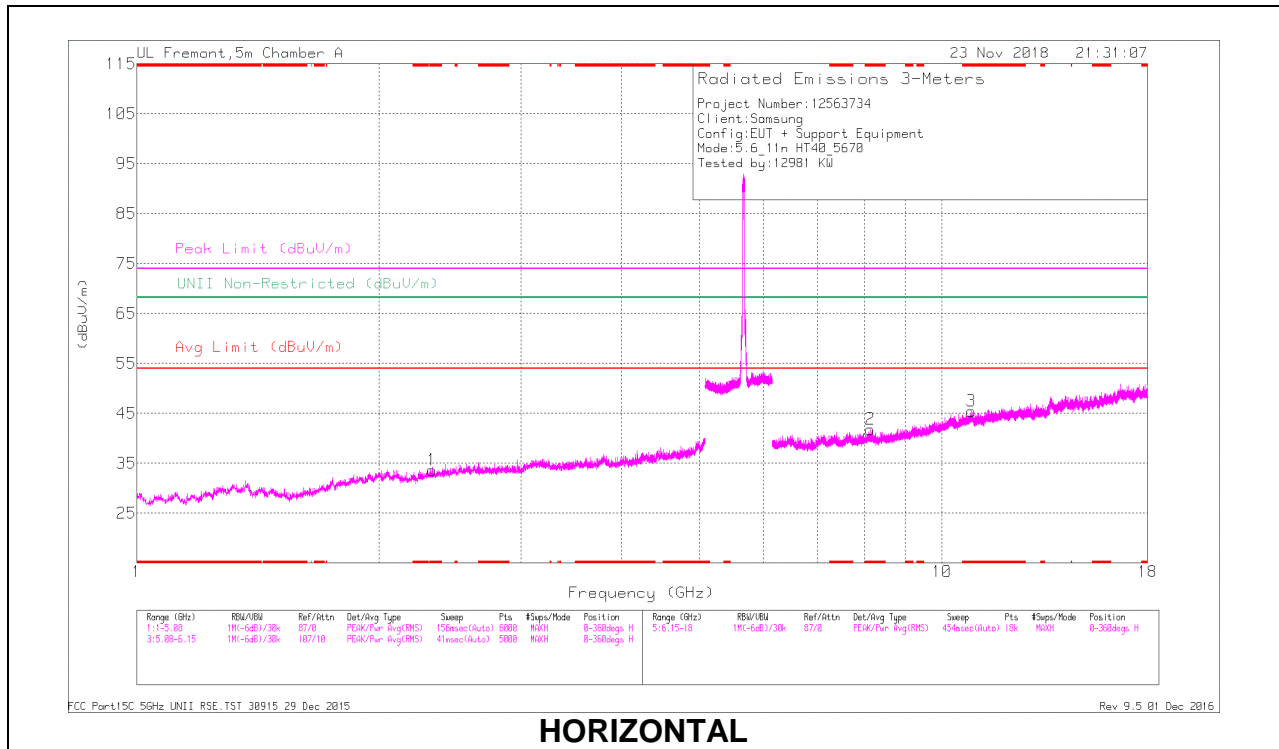
VERTICAL

RADIATED EMISSIONS

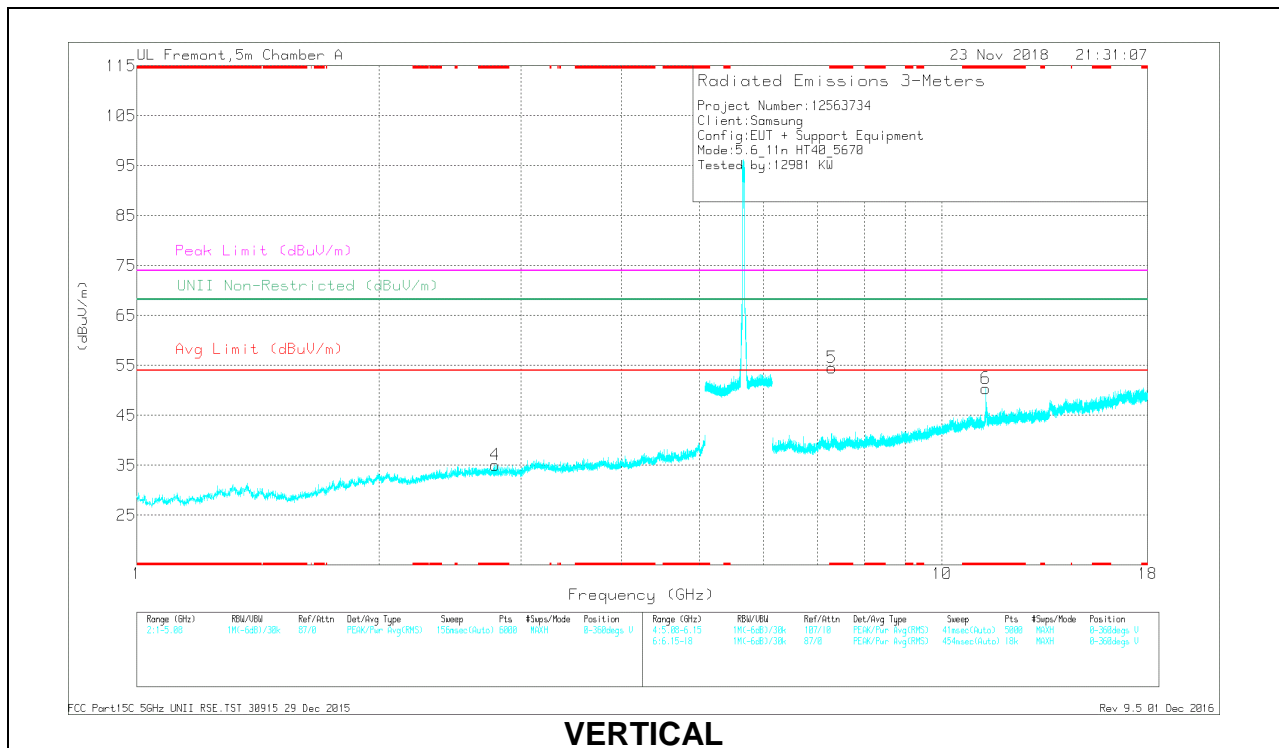
Frequency (GHz)	Meter Reading (dBuV)	Det	AF T862 (dB/m)	Amp/Chk/Ftr/Pad (dB)	DC Corr (dB)	Corrected Reading (dBuV/m)	Arg Limit (dBuV/m)	Margin (dB)	Peak Limit (dBuV/m)	PK Margin (dB)	UNI Non-Restricted (dBuV/m)	PK Margin (dB)	Azimuth (Degs)	Height (cm)	Polarity
* 2.288	38.94	PK-U	31.5	-30.4	0	40.04	-	-	74	-33.96	-	-	255	215	H
* 2.286	27.3	ADR	31.5	-30.4	.6	29	54	-25	-	-	-	-	255	215	H
* 8.07	33.42	PK-U	35.8	-22.4	0	46.82	-	-	74	-27.18	-	-	212	192	H
* 8.072	22.34	ADR	35.8	-22.3	.6	36.44	54	-17.56	-	-	-	-	212	192	H
* 10.992	31.51	PK-U	37.9	-19.3	0	50.11	-	-	74	-23.89	-	-	167	144	H
* 10.991	20.92	ADR	37.9	-19.3	.6	40.12	54	-13.88	-	-	-	-	167	144	H
* 7.346	32.85	PK-U	35.7	-21.7	0	46.85	-	-	74	-27.15	-	-	214	187	V
* 7.348	21.87	ADR	35.7	-21.7	.6	36.47	54	-17.53	-	-	-	-	214	187	V
* 11.812	31.68	PK-U	38.5	-19	0	51.18	-	-	74	-22.82	-	-	120	158	V
* 11.809	20.6	ADR	38.5	-19	.6	40.7	54	-13.3	-	-	-	-	120	158	V
2.305	38.83	PK-U	31.5	-30.1	0	40.23	-	-	-	-	68.2	-27.97	317	141	V

* - indicates frequency in CFR47 Pt 15 / IC RSS-Restricted Band
 PK-U - U-NII: Maximum Peak
 ADR - U-NII AD primary method, RMS average

HIGH CHANNEL RESULTS



HORIZONTAL



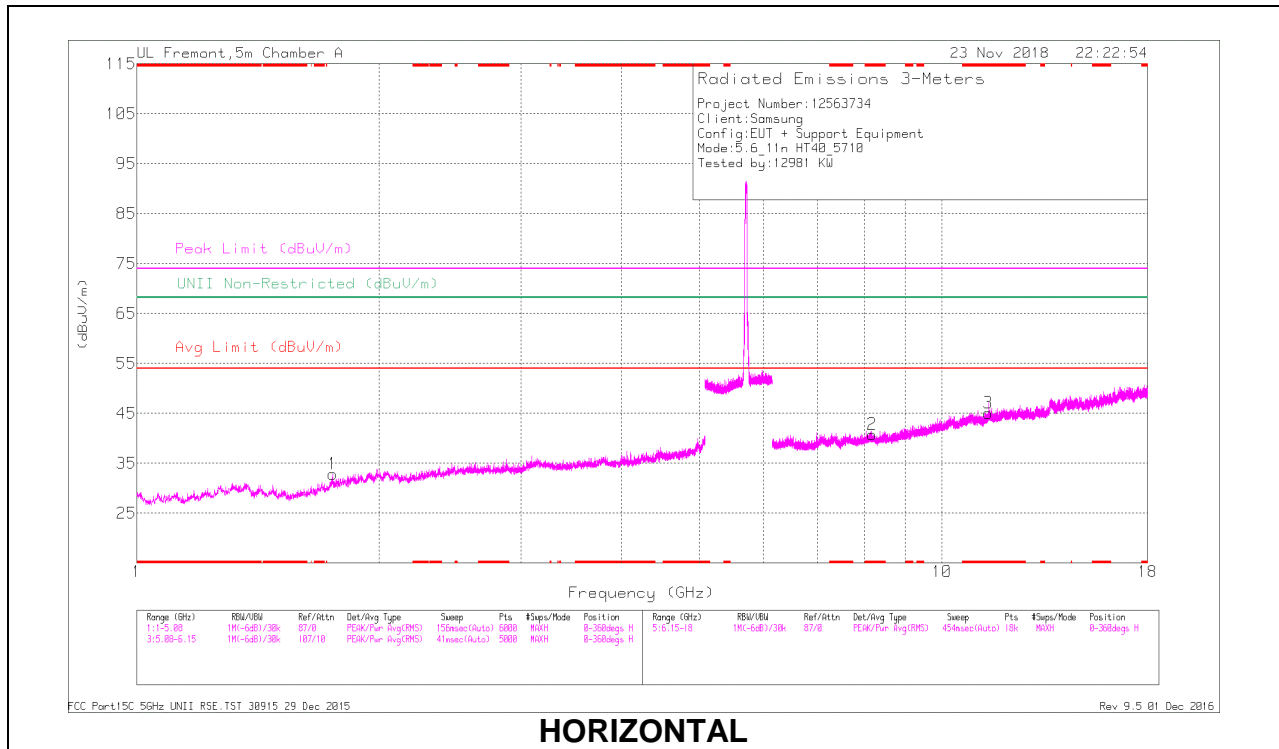
VERTICAL

RADIATED EMISSIONS

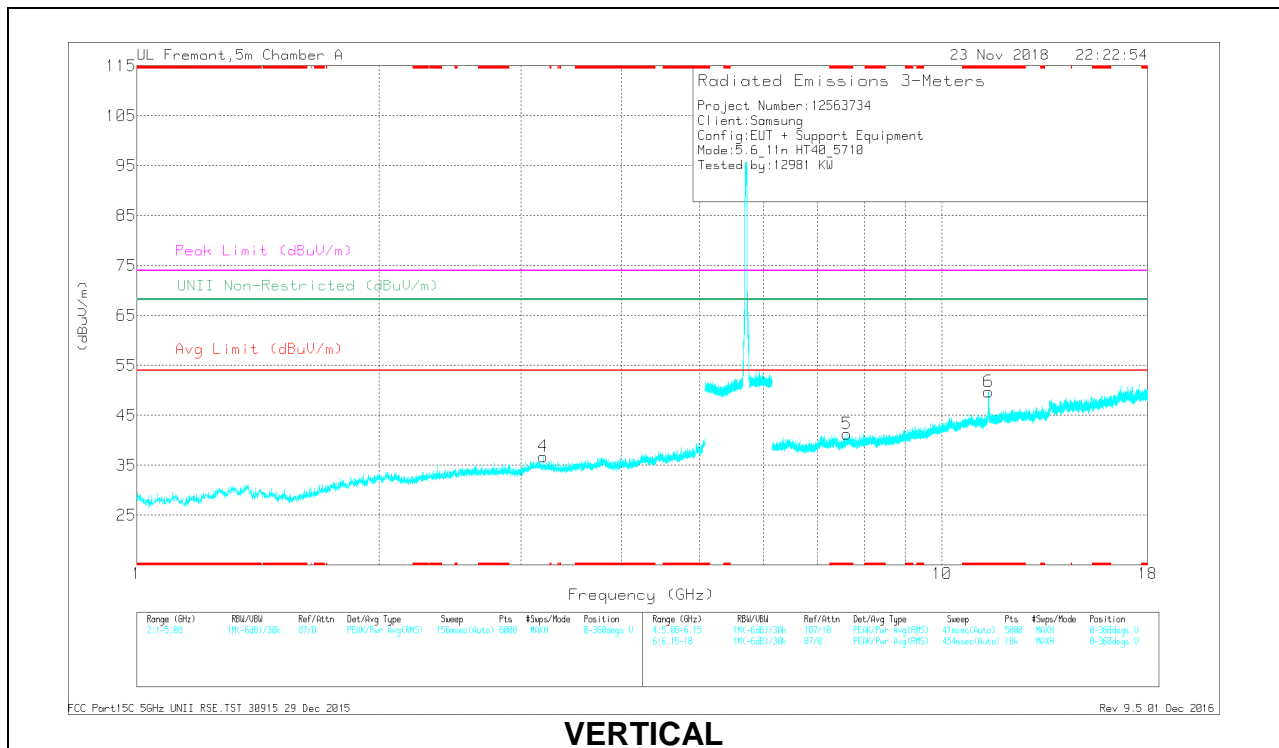
Frequency (GHz)	Meter Reading (dBuV)	Det	AF T862 (dB/m)	Amp/Chk/Ftr/Pad (dB)	DC Corr (dB)	Corrected Reading (dBuV/m)	Arg Limit (dBuV/m)	Margin (dB)	Peak Limit (dBuV/m)	PK Margin (dB)	UNI Non-Restricted (dBuV/m)	PK Margin (dB)	Azimuth (Degs)	Height (cm)	Polarity
* 2.325	38.18	PK-U	31.6	-29.9	0	39.88	-	-	74	-34.12	-	-	304	170	H
* 2.327	26.96	ADR	31.6	-29.9	.6	29.26	54	-24.74	-	-	-	-	304	170	H
* 2.786	38.1	PK-U	32.3	-29.7	0	40.7	-	-	74	-33.3	-	-	271	143	V
* 2.785	36.8	ADR	32.3	-29.7	.6	30	54	-24	-	-	-	-	271	143	V
* 8.151	32.92	PK-U	35.8	-21.8	0	46.92	-	-	74	-27.08	-	-	247	114	H
* 8.152	22.03	ADR	35.8	-21.8	.6	36.63	54	-17.37	-	-	-	-	247	114	H
* 10.879	31.76	PK-U	37.9	-18.4	0	51.26	-	-	74	-22.74	-	-	254	196	H
* 10.88	20.65	ADR	37.9	-18.5	.6	40.65	54	-13.35	-	-	-	-	254	196	H
* 7.293	33.2	PK-U	35.7	-22.5	0	46.4	-	-	74	-27.6	-	-	223	266	V
* 7.291	22.34	ADR	35.7	-22.5	.6	36.14	54	-17.86	-	-	-	-	223	266	V
* 11.338	31.7	PK-U	38.1	-18.7	0	51.1	-	-	74	-22.9	-	-	277	175	V
* 11.34	20.89	ADR	38.1	-18.7	.6	40.89	54	-13.11	-	-	-	-	277	175	V

* - indicates frequency in CFR47 Pt 15 / IC RSS-Restricted Band
 PK-U - U-NII: Maximum Peak
 ADR - U-NII AD primary method, RMS average

CHANNEL 142 RESULTS



HORIZONTAL



VERTICAL

RADIATED EMISSIONS

Frequency (GHz)	Meter Reading (dBuV)	Det	AF 1862 (dB/m)	Amp/Chk/Ftr/Pad (dB)	DC Corr (dB)	Corrected Reading (dBuV/m)	Arg Limit (dBuV/m)	Margin (dB)	Peak Limit (dBuV/m)	PK Margin (dB)	UNI Non-Restricted (dBuV/m)	PK Margin (dB)	Azimuth (Degs)	Height (cm)	Polarity
* 8.186	32.53	PK-U	35.8	-21.7	0	46.63	-	-	74	-27.37	-	-	140	199	H
* 8.184	21.81	ADR	35.8	-21.7	.8	36.51	54	-17.49	-	-	-	-	140	199	H
* 11.412	33.31	PK-U	38.2	-18.8	0	52.71	-	-	74	-21.29	-	-	290	117	H
* 11.411	20.76	ADR	38.2	-18.8	.8	40.76	54	-13.24	-	-	-	-	290	117	H
* 7.617	32.41	PK-U	35.7	-21.6	0	46.51	-	-	74	-27.49	-	-	255	137	V
* 7.617	21.81	ADR	35.7	-21.6	.8	36.51	54	-17.49	-	-	-	-	255	137	V
* 11.421	32.61	PK-U	38.2	-18.8	0	52.01	-	-	74	-21.99	-	-	182	177	V
* 11.421	21.56	ADR	38.2	-18.8	.8	41.56	54	-12.44	-	-	-	-	182	177	V
1.749	39.36	PK-U	29.7	-30.9	0	38.16	-	-	-	-	68.2	-30.04	44	140	H
3.195	37.78	PK-U	33.1	-29.2	0	41.68	-	-	-	-	68.2	-26.52	93	176	V

* - indicates frequency in CFR47 Pt 15 / IC RSS-Restricted Band

PK-U - U-NII: Maximum Peak

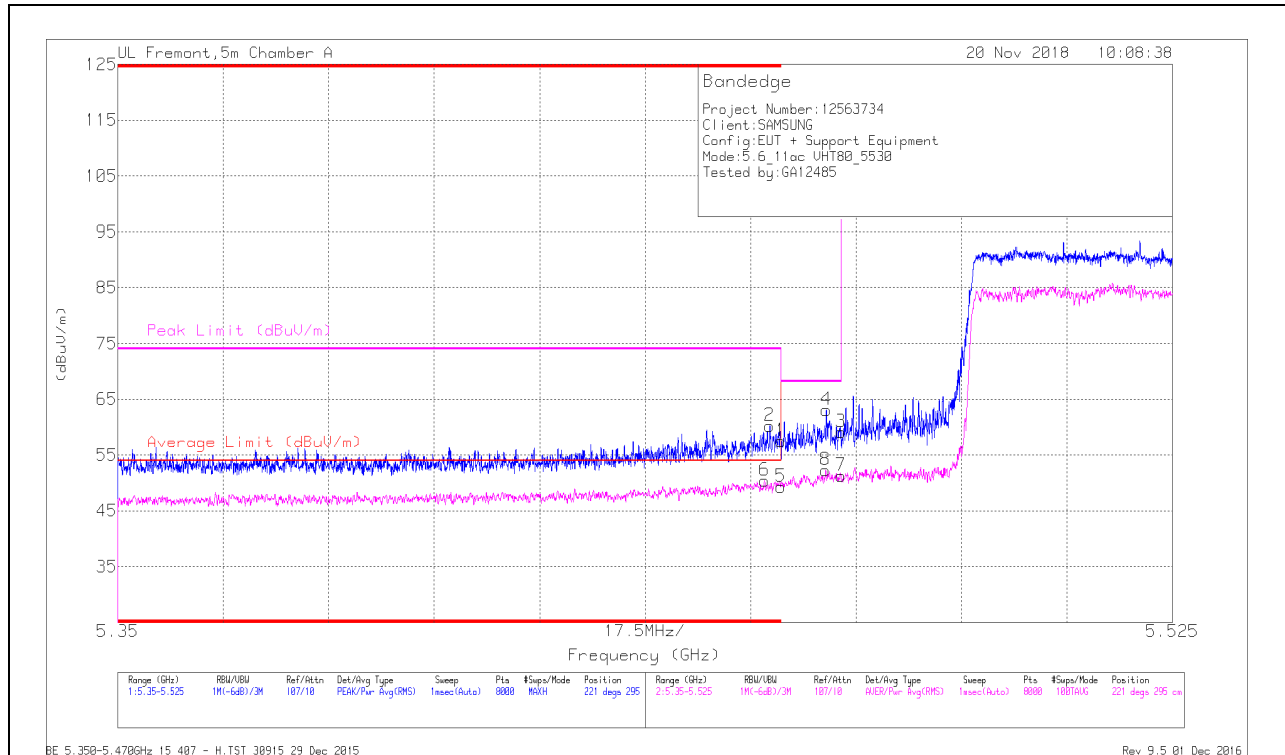
ADR - U-NII AD primary method, RMS average

9.1.18. TX ABOVE 1 GHz 802.11ac VHT80 MODE IN THE 5.6 GHz BAND

2TX Antenna 1 + Antenna 2 CDD MODE

BANDEDGE (LOW CHANNEL)

HORIZONTAL RESULT



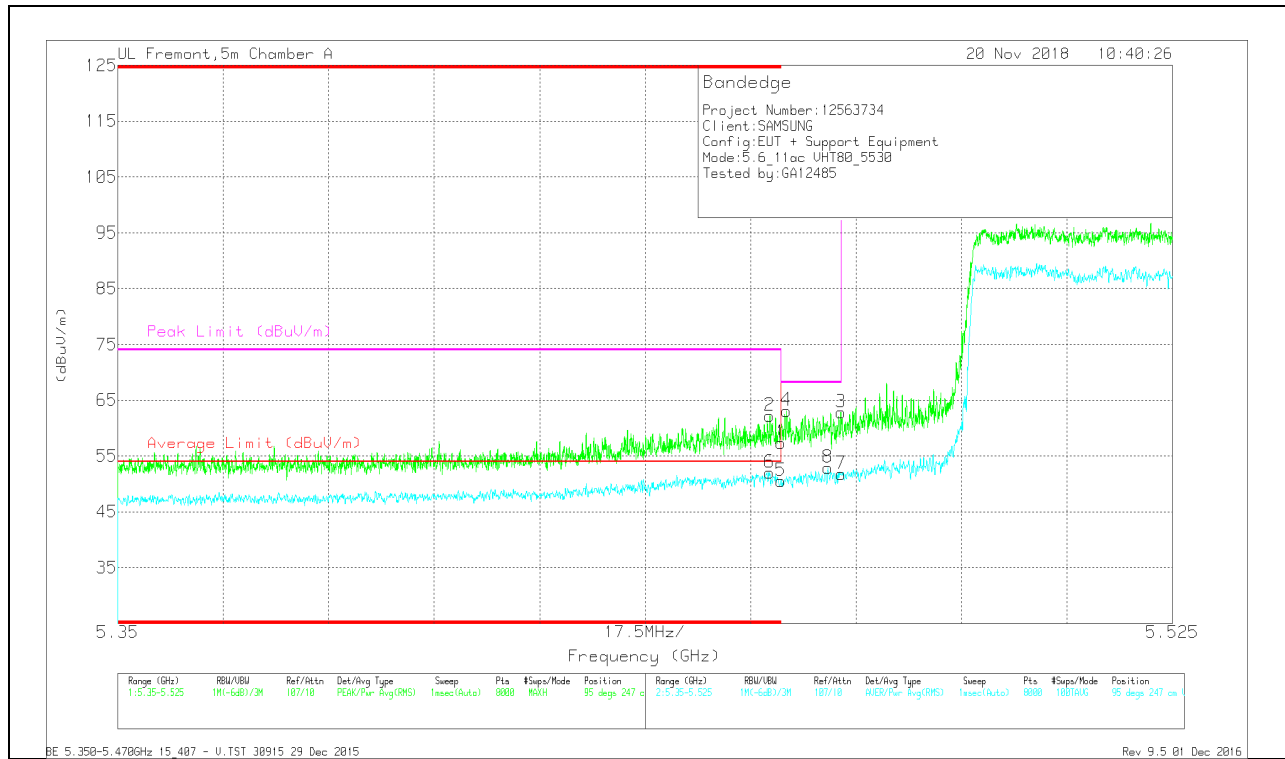
Marker	Frequency (GHz)	Meter Reading (dBuV)	Det	AF T662 (dB/m)	Amp/Cou/Filt/Pad (dB)	DC Corr (dB)	Corrected Reading (dBuV/m)	Average Limit (dBuV/m)	Margin (dB)	Peak Limit (dBuV/m)	PK Margin (dB)	Azimuth (Degs)	Height (cm)	Polarity
1	* 5.46	39.99	Pk	34.7	-17.2	0	57.49	-	-	74	-16.51	221	295	H
2	* 5.458	42.78	Pk	34.7	-17.2	0	60.28	-	-	74	-13.72	221	295	H
5	* 5.46	29.87	RMS	34.7	-17.2	1.95	49.32	54	-4.68	-	-	221	295	H
6	* 5.457	30.99	RMS	34.7	-17.2	1.95	50.44	54	-3.56	-	-	221	295	H
8	5.467	32.61	RMS	34.8	-17.1	1.95	52.26	-	-	-	-	221	295	H
4	5.468	45.4	Pk	34.8	-17.1	0	63.1	-	-	68.2	-5.1	221	295	H
3	5.47	41.44	Pk	34.8	-17.1	0	59.14	-	-	68.2	-9.06	221	295	H
7	5.47	31.68	RMS	34.8	-17.1	1.95	51.33	-	-	-	-	221	295	H

* - indicates frequency in CFR47 Pt 15 / IC RSS-Restricted Band

Pk - Peak detector

RMS - RMS detection

VERTICAL RESULT

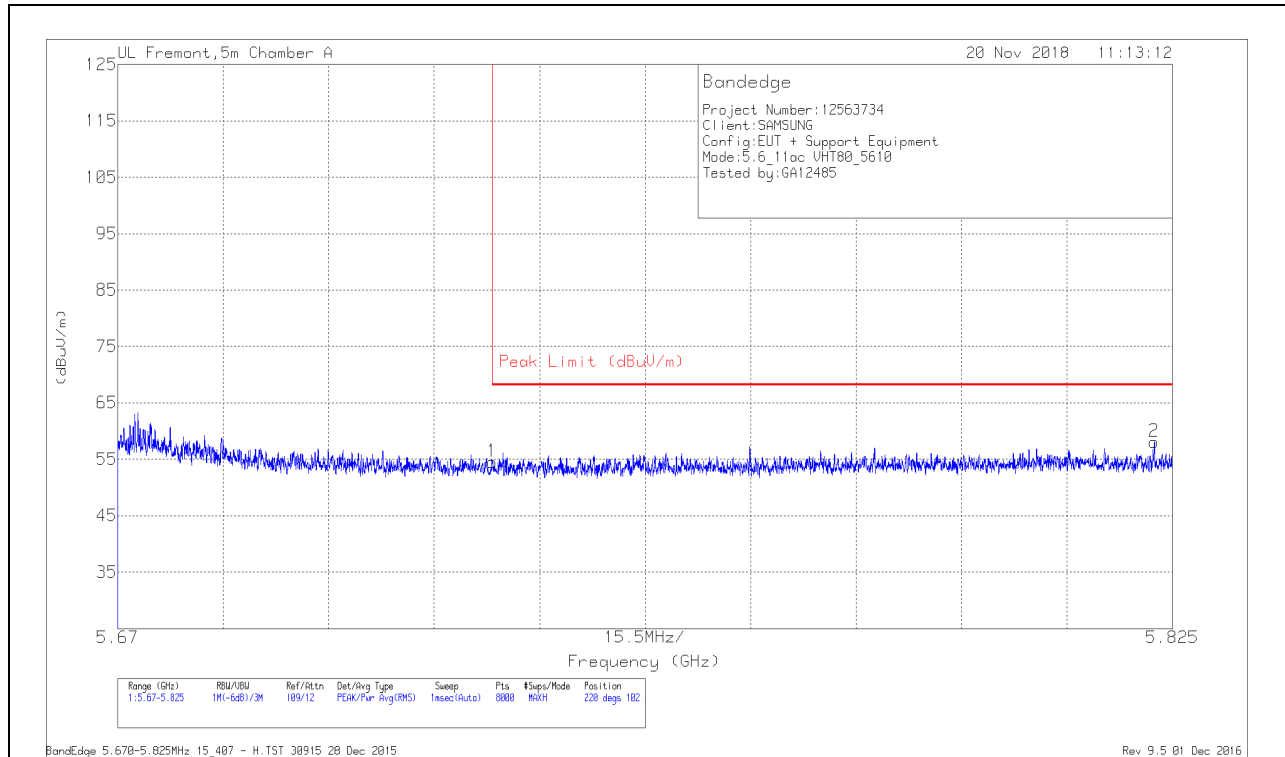


Marker	Frequency (GHz)	Meter Reading (dBuV)	Det	AF T862 (dB/m)	Amp/Cb/Ftr/Pad (dB)	DC Corr (dB)	Corrected Reading (dBuV/m)	Average Limit (dBuV/m)	Margin (dB)	Peak Limit (dBuV/m)	PK Margin (dB)	Azimuth (Degs)	Height (cm)	Polarity
1	* 5.46	39.91	Pk	34.7	-17.2	0	57.41	-	-	74	-16.59	95	247	V
2	* 5.458	44.72	Pk	34.7	-17.2	0	62.22	-	-	74	-11.78	95	247	V
5	* 5.46	31.1	RMS	34.7	-17.2	1.95	50.55	54	-3.45	-	-	95	247	V
6	* 5.458	32.62	RMS	34.7	-17.2	1.95	52.07	54	-1.93	-	-	95	247	V
4	5.461	45.64	Pk	34.7	-17.2	0	63.14	-	-	68.2	-5.06	95	247	V
8	5.468	33.21	RMS	34.8	-17.1	1.95	52.86	-	-	-	-	95	247	V
3	5.47	45.09	Pk	34.8	-17.1	0	62.79	-	-	68.2	-5.41	95	247	V
7	5.47	32.12	RMS	34.8	-17.1	1.95	51.77	-	-	-	-	95	247	V

* - indicates frequency in CFR47 Pt 15 / IC RSS-Restricted Band
 Pk - Peak detector
 RMS - RMS detection

BANDEDGE (HIGH CHANNEL)

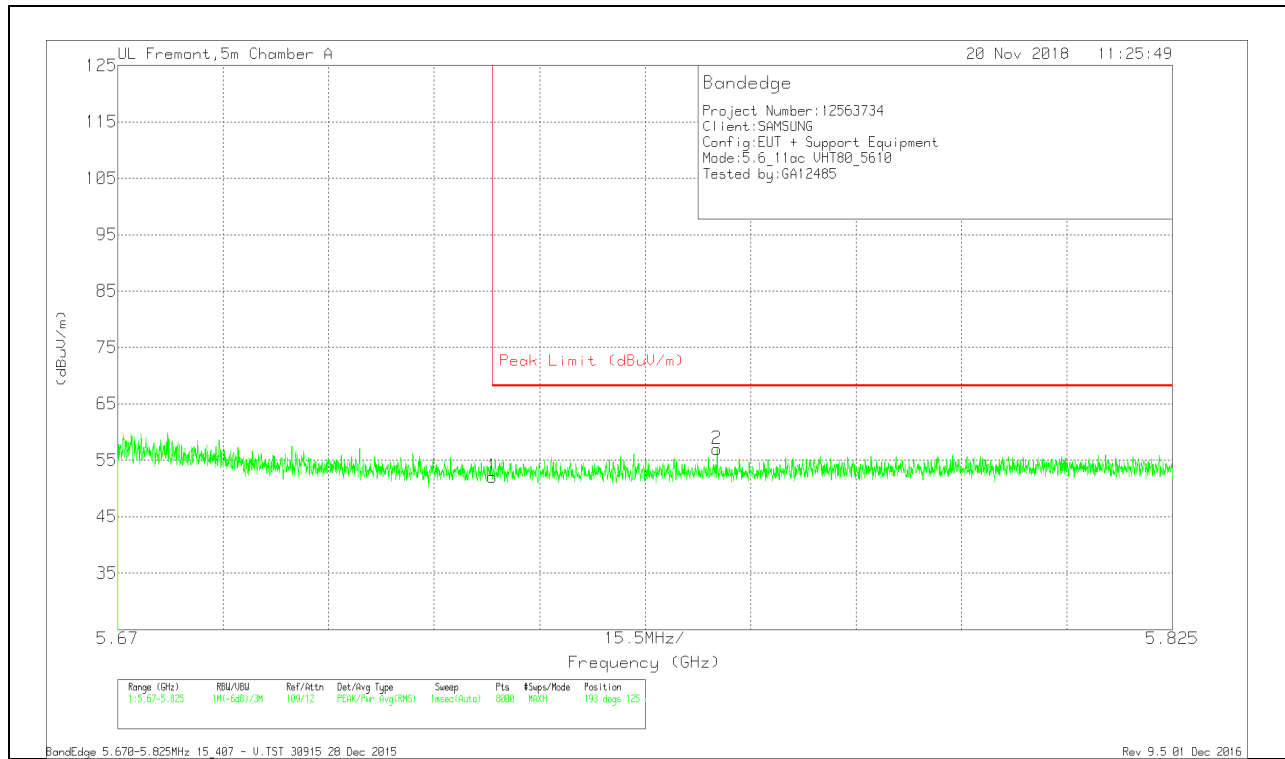
HORIZONTAL RESULT



Marker	Frequency (GHz)	Meter Reading (dBuV)	Det	AF T862 (dB/m)	Amp/Cb/Filtr/P ad (dB)	DC Corr (dB)	Corrected Reading (dBuV/m)	Peak Limit (dBuV/m)	PK Margin (dB)	Azimuth (Degs)	Height (cm)	Polarity
1	5.725	37.68	Pk	35	-18.1	0	54.58	68.2	-13.62	220	102	H
2	5.822	40.76	Pk	35.1	-17.8	0	58.06	68.2	-10.14	220	102	H

Pk - Peak detector

VERTICAL RESULT

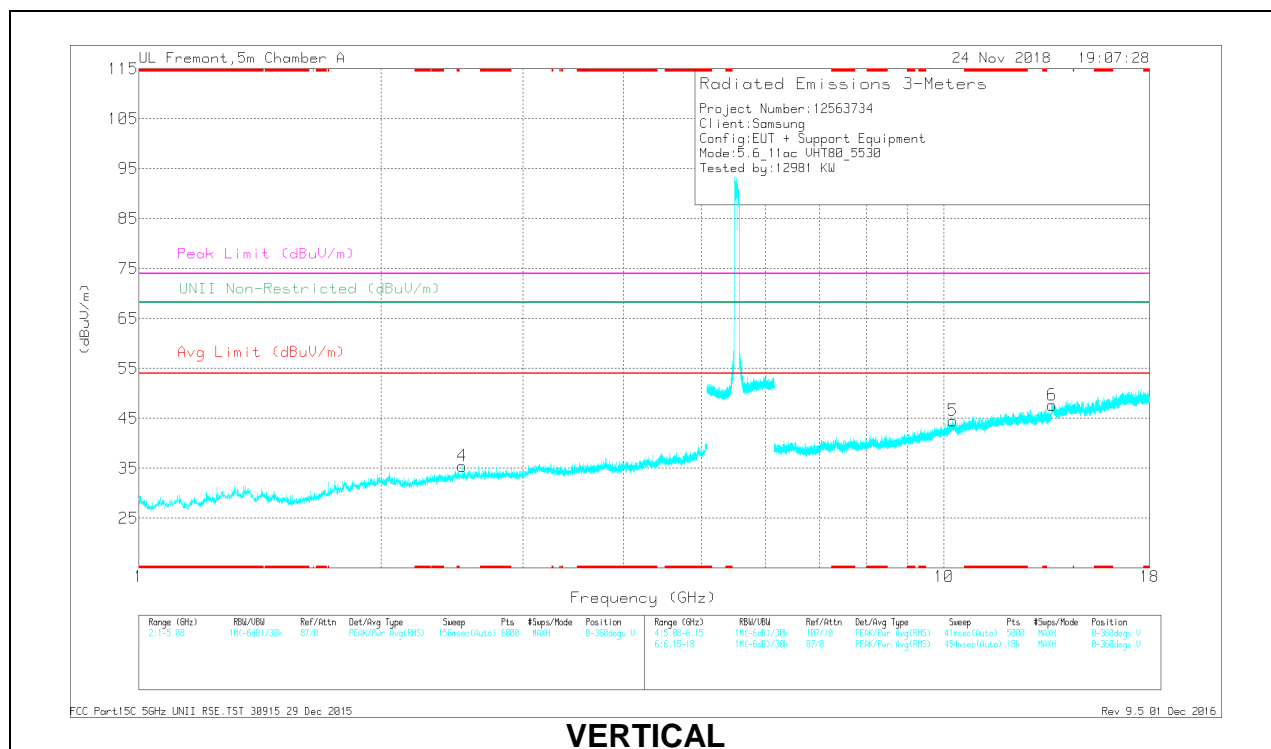
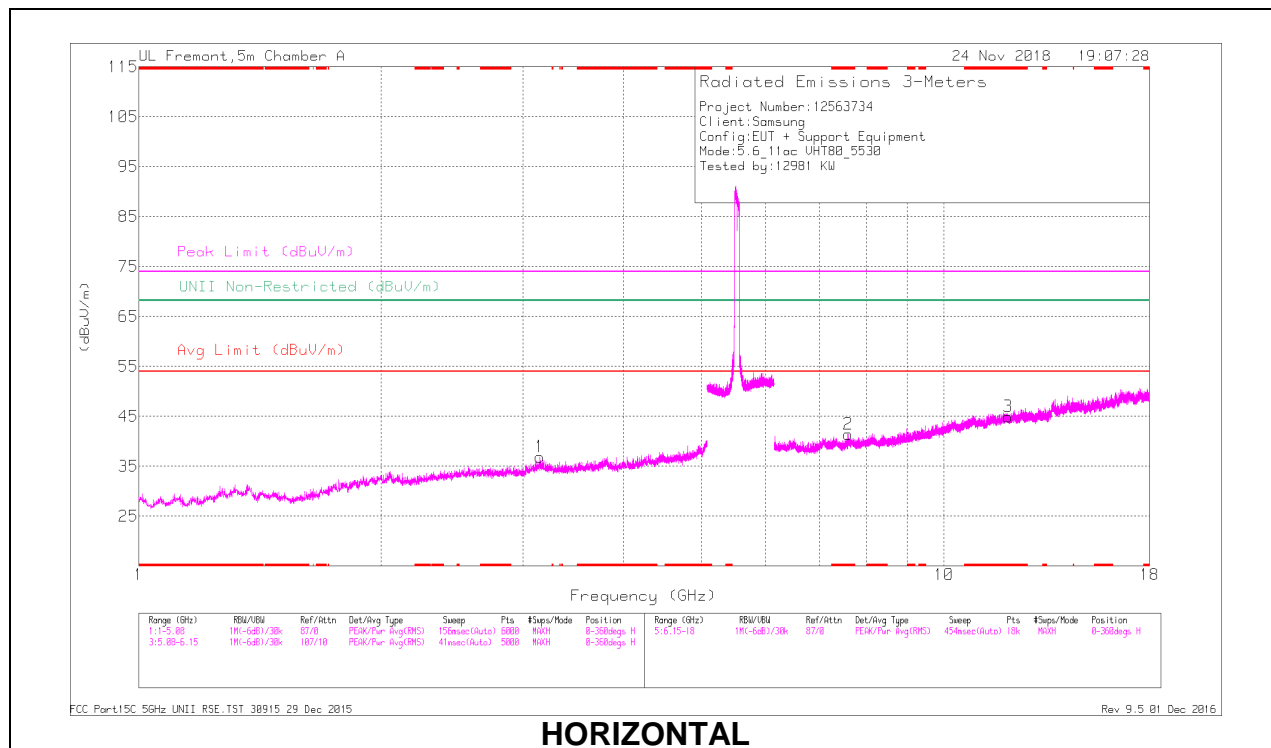


Marker	Frequency (GHz)	Meter Reading (dBuV)	Det	AF T862 (dB/m)	Amp/Cbl/Filtr/Pad (dB)	DC Corr (dB)	Corrected Reading (dBuV/m)	Peak Limit (dBuV/m)	PK Margin (dB)	Azimuth (Degs)	Height (cm)	Polarity
1	5.725	35.23	Pk	35	-18.1	0	52.13	68.2	-16.07	193	125	V
2	5.758	39.98	Pk	35	-18	0	56.98	68.2	-11.22	193	125	V

Pk - Peak detector

HARMONICS AND SPURIOUS EMISSIONS

LOW CHANNEL RESULTS



RADIATED EMISSIONS

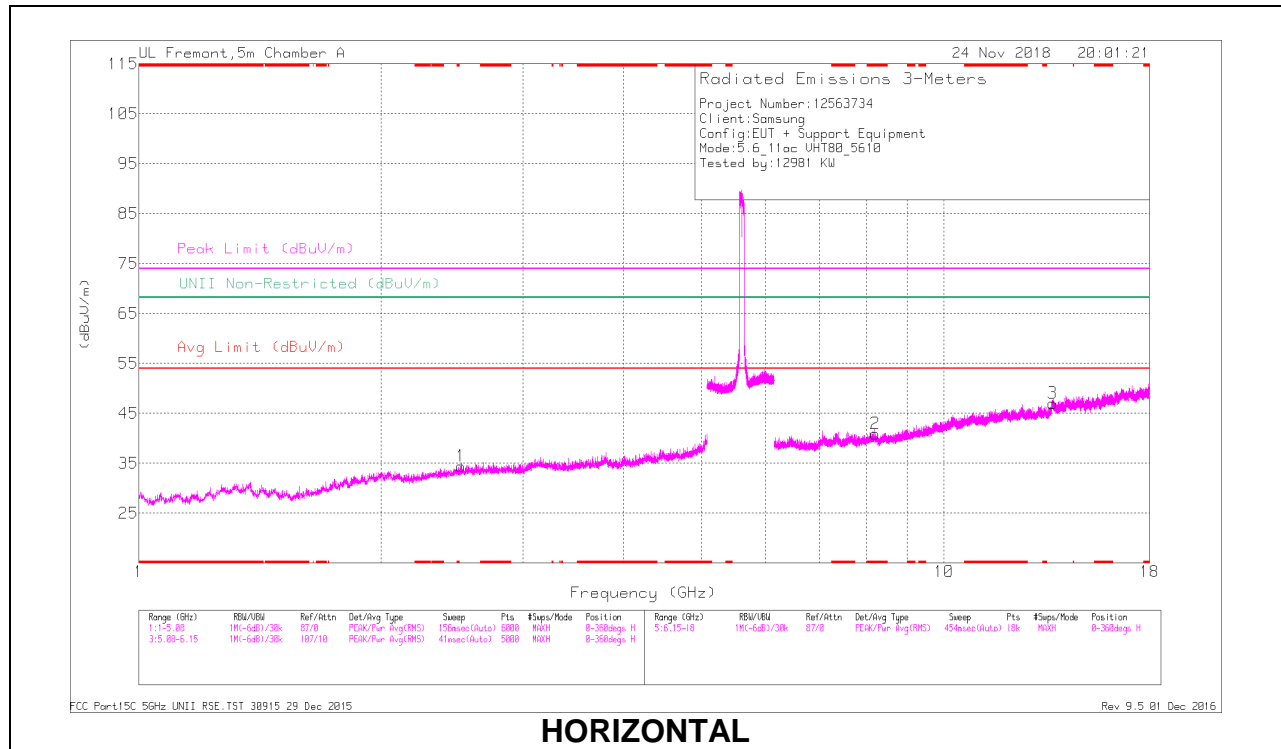
Frequency (GHz)	Meter Reading (dBuV)	Det	AF T862 (dB/m)	Amp/Chk/Ftr/Pad (dB)	DC Corr (dB)	Corrected Reading (dBuV/m)	Avg Limit (dBuV/m)	Margin (dB)	Peak Limit (dBuV/m)	PK Margin (dB)	UNI Non-Restricted (dBuV/m)	PK Margin (dB)	Azimuth (Degs)	Height (cm)	Polarity
* 7.601	32.64	PK-U	35.7	-22	0	46.34	-	-	74	-27.66	-	-	166	173	H
7.601	21.65	ADR	35.7	-22	1.95	37.3	54	-16.7	-	-	-	-	166	173	H
* 12.009	31.63	PK-U	38.9	-19.1	0	51.43	-	-	74	-22.57	-	-	152	106	H
* 12.01	20.3	ADR	38.9	-19.1	1.95	42.05	54	-11.95	-	-	-	-	152	106	H
2.52	38.72	PK-U	32.4	-30.2	0	40.92	-	-	-	-	68.2	-27.28	268	129	V
3.145	37.52	PK-U	32.8	-28.4	0	41.92	-	-	-	-	68.2	-26.28	280	156	H
10.255	31.74	PK-U	37.5	-19.2	0	50.04	-	-	-	-	68.2	-18.16	115	285	V
13.627	32.41	PK-U	39.3	-18.4	0	53.31	-	-	-	-	68.2	-14.89	138	235	V

* - indicates frequency in CFR47 Pt 15 / IC RSS-Restricted Band

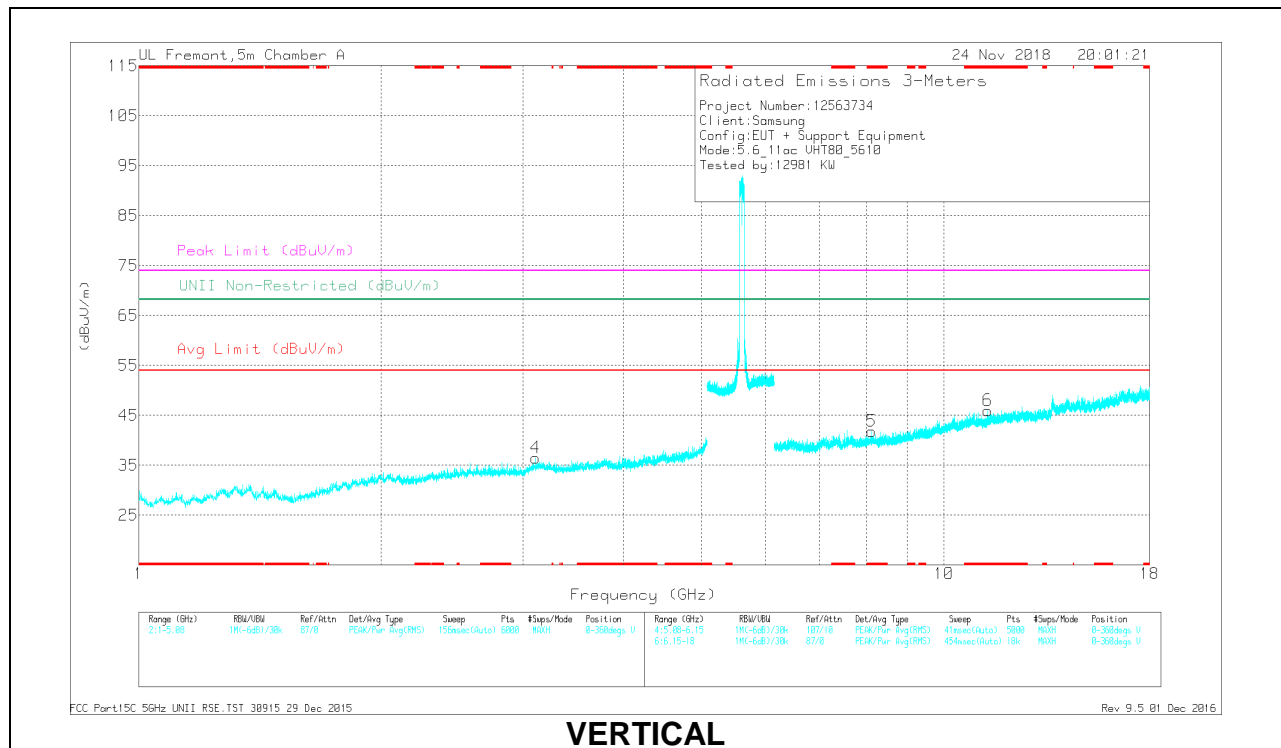
PK-U - U-NII: Maximum Peak

ADR - U-NII AD primary method, RMS average

HIGH CHANNEL RESULTS



HORIZONTAL



VERTICAL

RADIATED EMISSIONS

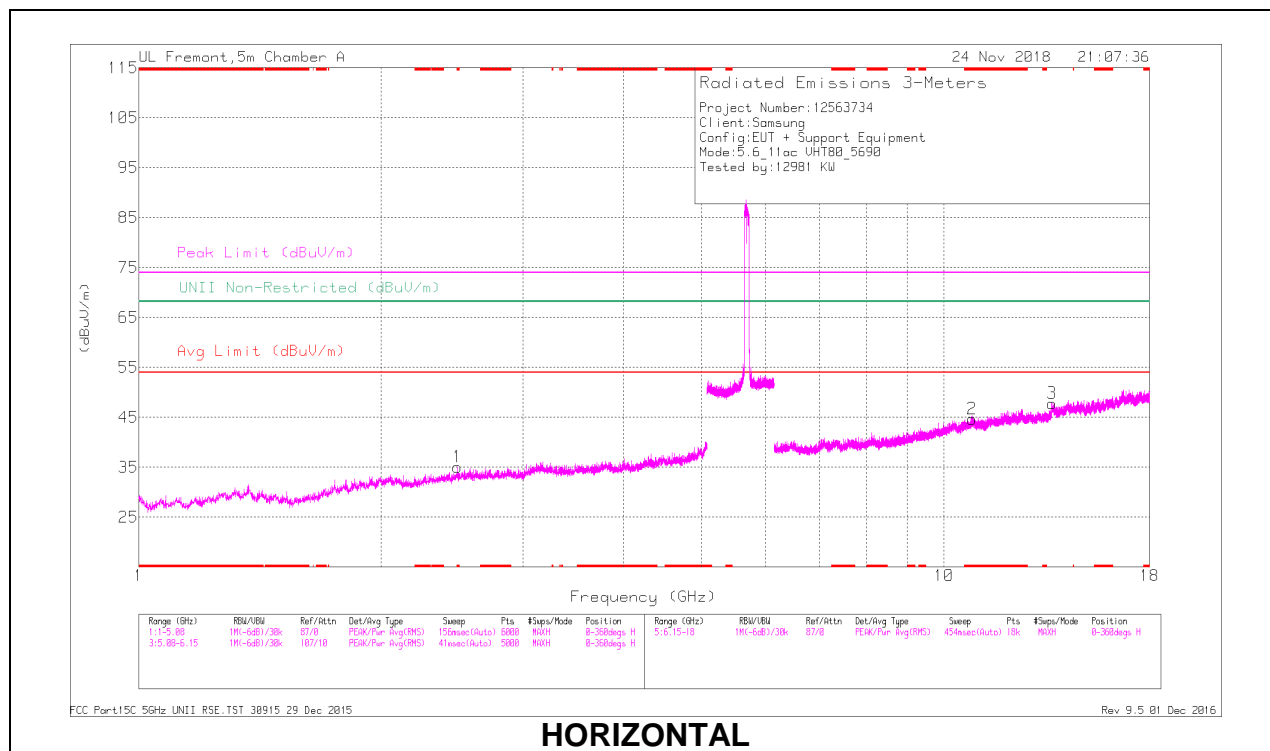
Frequency (GHz)	Meter Reading (dBuV)	Det	AF 1862 (dB/m)	Amp/Chk/Ftr/Pad (dB)	DC Corr (dB)	Corrected Reading (dBuV/m)	Avg Limit (dBuV/m)	Margin (dB)	Peak Limit (dBuV/m)	PK Margin (dB)	UNI Non-Restricted (dBuV/m)	PK Margin (dB)	Azimuth (Degs)	Height (cm)	Polarity
* 8.213	32.27	PK-U	35.8	-21.6	0	46.47	-	-	74	-27.53	-	-	84	143	H
* 8.213	21.5	ADR	35.8	-21.6	1.95	37.65	54	-16.35	-	-	-	-	84	143	H
* 8.132	33.23	PK-U	35.8	-21.9	0	47.13	-	-	74	-26.87	-	-	110	159	V
* 8.129	22.08	ADR	35.8	-22	1.95	37.83	54	-16.17	-	-	-	-	110	159	V
* 11.33	31.62	PK-U	38.1	-18.7	0	51.02	-	-	74	-22.98	-	-	57	230	V
* 11.329	20.11	ADR	38.1	-18.7	1.95	41.46	54	-12.54	-	-	-	-	57	230	V
2.513	38.56	PK-U	32.4	-30.3	0	40.66	-	-	-	-	68.2	-27.54	88	196	H
3.108	36.92	PK-U	32.9	-28.3	0	41.52	-	-	-	-	68.2	-26.68	160	159	V
13.641	33.55	PK-U	39.3	-18.4	0	54.45	-	-	-	-	68.2	-13.75	220	121	H

* - indicates frequency in CFR47 Pt 15 / IC RSS-Restricted Band

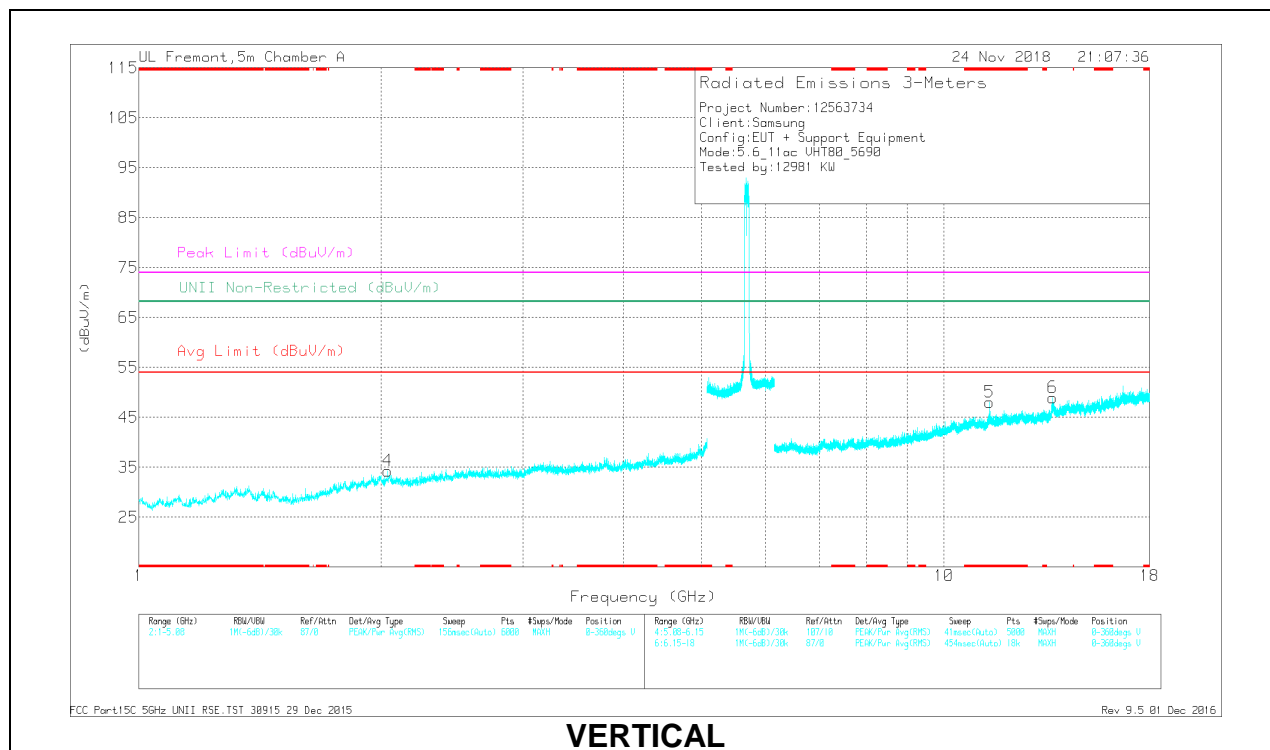
PK-U - U-NII: Maximum Peak

ADR - U-NII AD primary method, RMS average

CHANNEL 138 RESULTS



HORIZONTAL



VERTICAL

RADIATED EMISSIONS

Frequency (GHz)	Meter Reading (dBuV)	Det	AF 1862 (dB/m)	Amp/Chk/Ftr/Pad (dB)	DC Corr (dB)	Corrected Reading (dBuV/m)	Arg Limit (dBuV/m)	Margin (dB)	Peak Limit (dBuV/m)	PK Margin (dB)	UNI Non-Restricted (dBuV/m)	PK Margin (dB)	Azimuth (Degs)	Height (cm)	Polarity
* 2.487	38.84	PK-U	32.3	-30.4	0	40.74	-	-	74	-33.26	-	-	321	151	H
* 2.489	26.94	ADR	32.4	-30.4	1.95	30.89	54	-23.11	-	-	-	-	321	151	H
* 10.835	31.31	PK-U	37.9	-18.7	0	50.51	-	-	74	-23.49	-	-	258	213	H
* 10.836	20.61	ADR	37.9	-18.7	1.95	41.76	54	-12.24	-	-	-	-	258	213	H
* 11.393	31.09	PK-U	38.2	-18.8	0	50.49	-	-	74	-23.51	-	-	218	170	V
* 11.392	20.58	ADR	38.2	-18.8	1.95	41.93	54	-12.07	-	-	-	-	218	170	V
2.039	39.03	PK-U	31.4	-30	0	40.43	-	-	-	-	68.2	-27.77	264	134	V
13.619	32.39	PK-U	39.2	-18.3	0	53.29	-	-	-	-	68.2	-14.91	300	196	H
13.642	32.3	PK-U	39.3	-18.3	0	53.3	-	-	-	-	68.2	-14.9	271	232	V

* - indicates frequency in CFR47 Pt 15 / IC RSS-Restricted Band

PK-U - U-NII: Maximum Peak

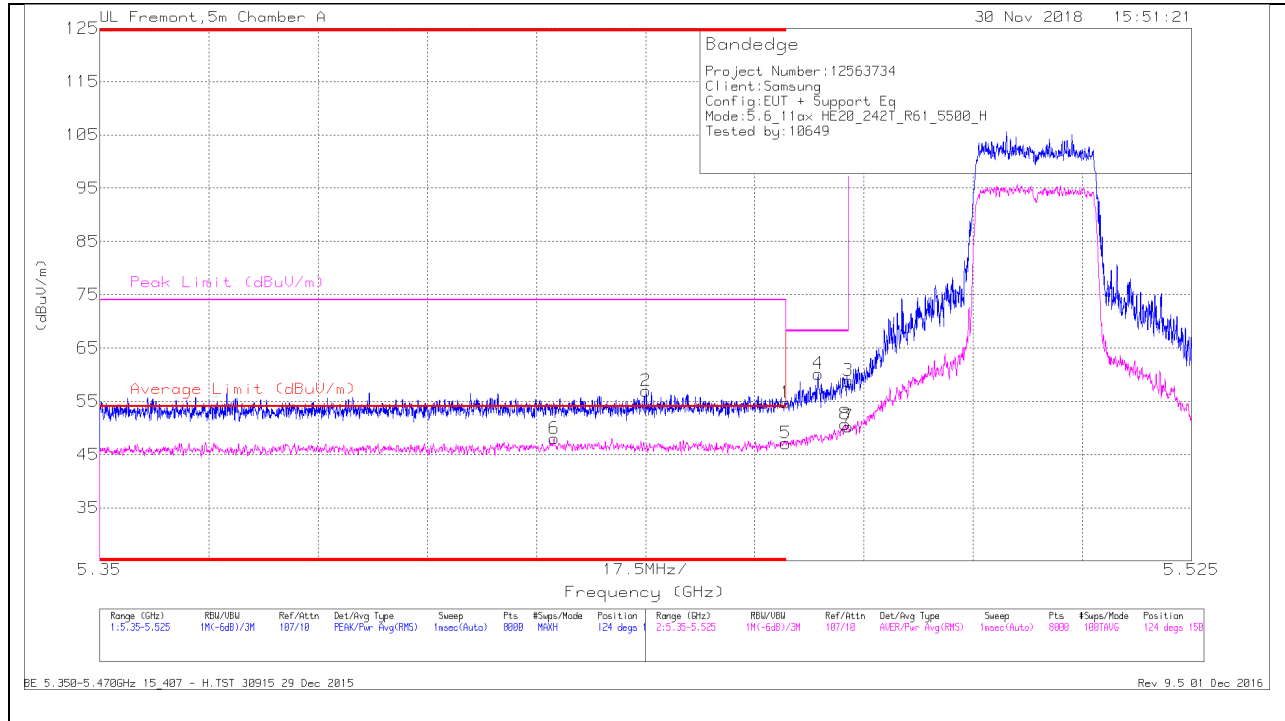
ADR - U-NII AD primary method, RMS average

9.1.19. TX ABOVE 1 GHz 802.11ax HE20 MODE IN THE 5.6 GHz BAND

2TX Antenna 1 + Antenna 2 OFDMA MODE – 242-Tones, RU Index 61

BANDEDGE (LOW CHANNEL)

HORIZONTAL RESULT



Trace Markers

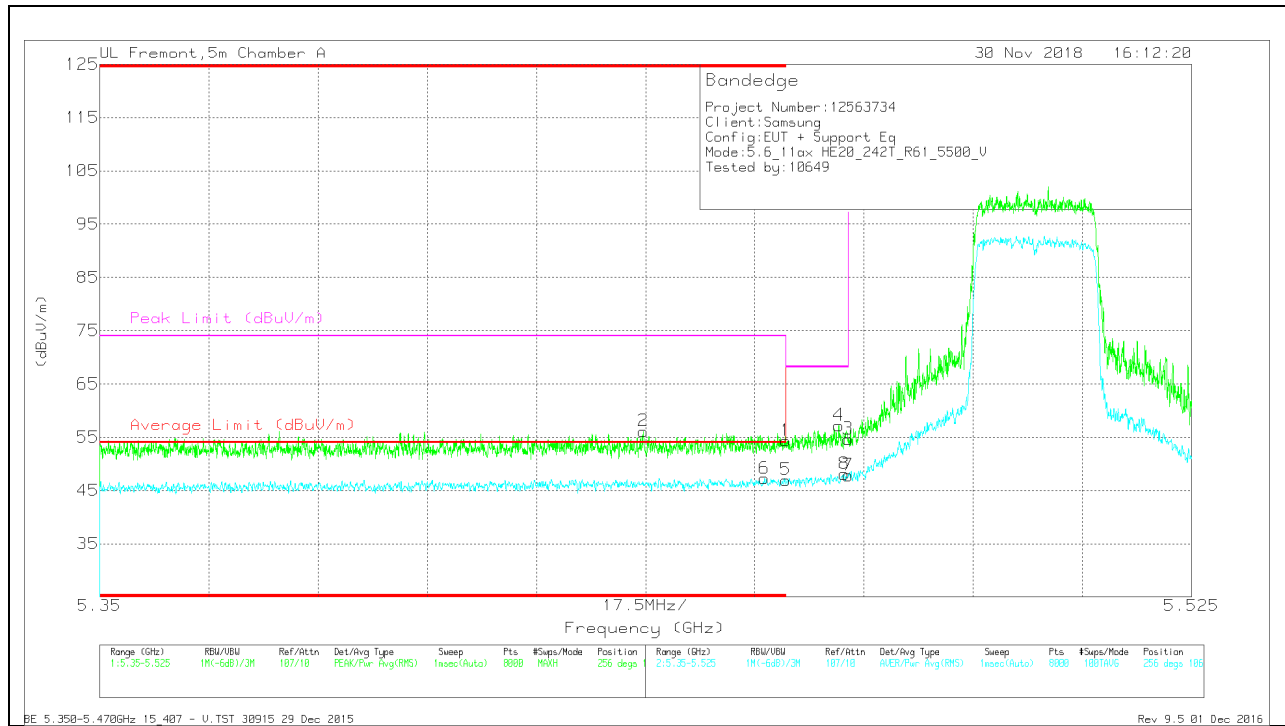
Marker	Frequency (GHz)	Meter Reading (dBuV)	Det	AF T862 (dB/m)	Amp/Ch/Fltr/Pad (dB)	DC Corr (dB)	Corrected Reading (dBuV/m)	Average Limit (dBuV/m)	Margin (dB)	Peak Limit (dBuV/m)	PK Margin (dB)	Azimuth (Degs)	Height (cm)	Polarity
6	* 5.423	29.84	RMS	34.7	-17.2	.67	48.01	54	-5.99	-	-	124	150	H
2	* 5.438	39.39	Pk	34.7	-17.2	0	56.89	-	-	74	-17.11	124	150	H
1	* 5.46	37.23	Pk	34.7	-17.2	0	54.73	-	-	74	-19.27	124	150	H
5	* 5.46	28.94	RMS	34.7	-17.2	.67	47.11	54	-6.89	-	-	124	150	H
4	5.465	42.54	Pk	34.7	-17.1	0	60.14	-	-	68.2	-8.06	124	150	H
8	5.469	32.32	RMS	34.8	-17.1	.67	50.69	-	-	-	-	124	150	H
3	5.47	41.13	Pk	34.8	-17.1	0	58.83	-	-	68.2	-9.37	124	150	H
7	5.47	31.87	RMS	34.8	-17.1	.67	50.24	-	-	-	-	124	150	H

* - indicates frequency in CFR47 Pt 15 / IC RSS-Restricted Band

Pk - Peak detector

RMS - RMS detection

VERTICAL RESULT



Trace Markers

Marker	Frequency (GHz)	Meter Reading (dBuV)	Det	AF T862 (dB/m)	Amp/Cb/Rtr/Pad (dB)	DC Corr (dB)	Corrected Reading (dBuV/m)	Average Limit (dBuV/m)	Margin (dB)	Peak Limit (dBuV/m)	PK Margin (dB)	Azimuth (Degs)	Height (cm)	Polarity
2	* 5.437	38.63	Pk	34.7	-17.2	0	56.13	-	-	74	-17.87	256	106	V
6	* 5.457	29.21	RMS	34.7	-17.3	.67	47.28	54	-6.72	-	-	256	106	V
1	* 5.46	36.84	Pk	34.7	-17.2	0	54.34	-	-	74	-19.66	256	106	V
5	* 5.46	28.79	RMS	34.7	-17.2	.67	46.96	54	-7.04	-	-	256	106	V
4	5.468	39.5	Pk	34.8	-17.1	0	57.2	-	-	68.2	-11	256	106	V
8	5.469	29.71	RMS	34.8	-17.1	.67	48.08	-	-	-	-	256	106	V
3	5.47	36.95	Pk	34.8	-17.1	0	54.65	-	-	68.2	-13.55	256	106	V
7	5.47	29.46	RMS	34.8	-17.1	.67	47.83	-	-	-	-	256	106	V

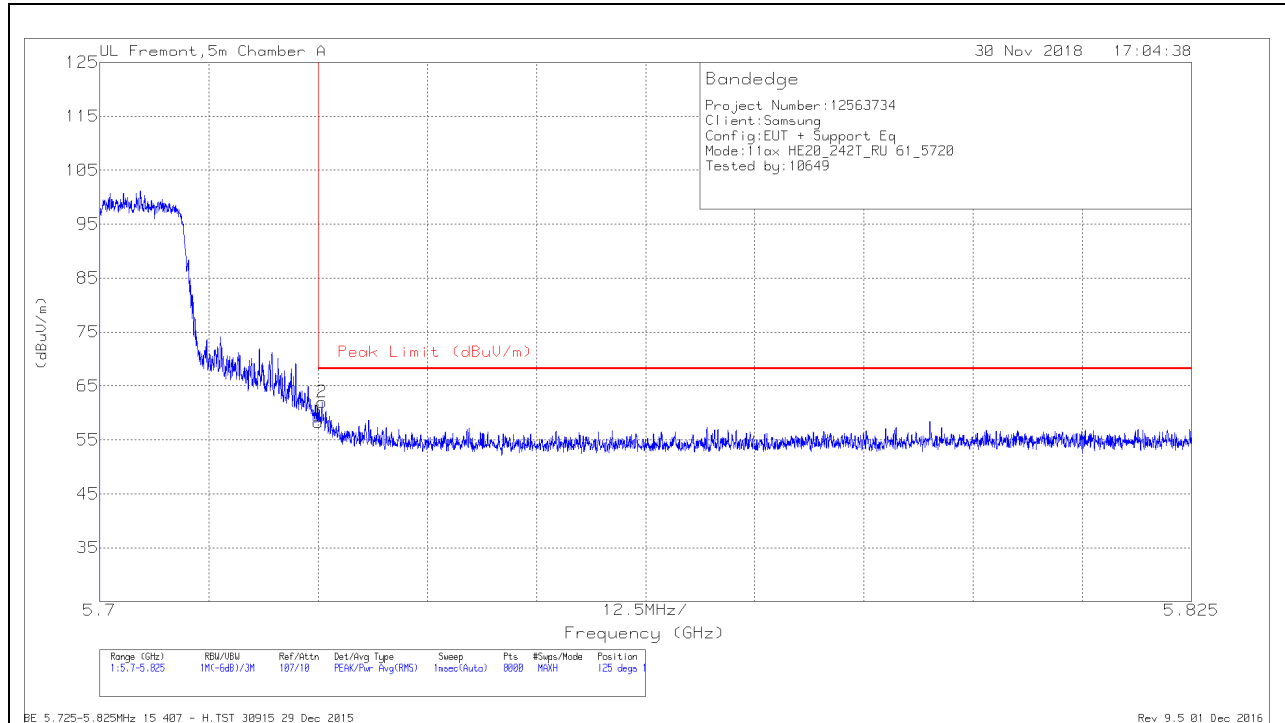
* - indicates frequency in CFR47 Pt 15 / IC RSS-Restricted Band

Pk - Peak detector

RMS - RMS detection

BANDEDGE (HIGH CHANNEL)

HORIZONTAL RESULT

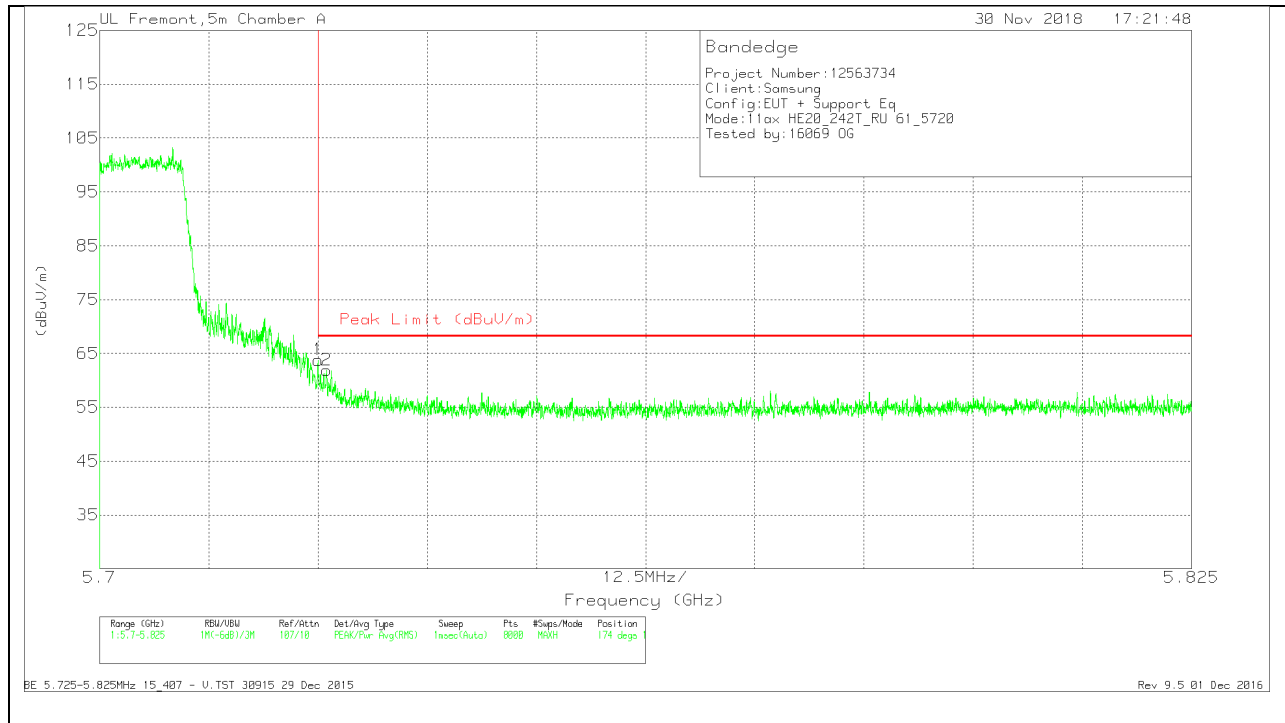


Trace Markers

Marker	Frequency (GHz)	Meter Reading (dBuV)	Det	AF T862 (dB/m)	Amp/Cb/Filtr/Pad (dB)	DC Corr (dB)	Corrected Reading (dBuV/m)	Peak Limit (dBuV/m)	PK Margin (dB)	Azimuth (Degs)	Height (cm)	Polarity
1	5.725	40.19	Pk	35	-16.9	0	58.29	68.2	-9.91	125	159	H
2	5.725	43.8	Pk	35	-16.8	0	62	68.2	-6.2	125	159	H

* - indicates frequency in CFR47 Pt 15 / IC RSS-Restricted Band
 Pk - Peak detector

VERTICAL RESULT



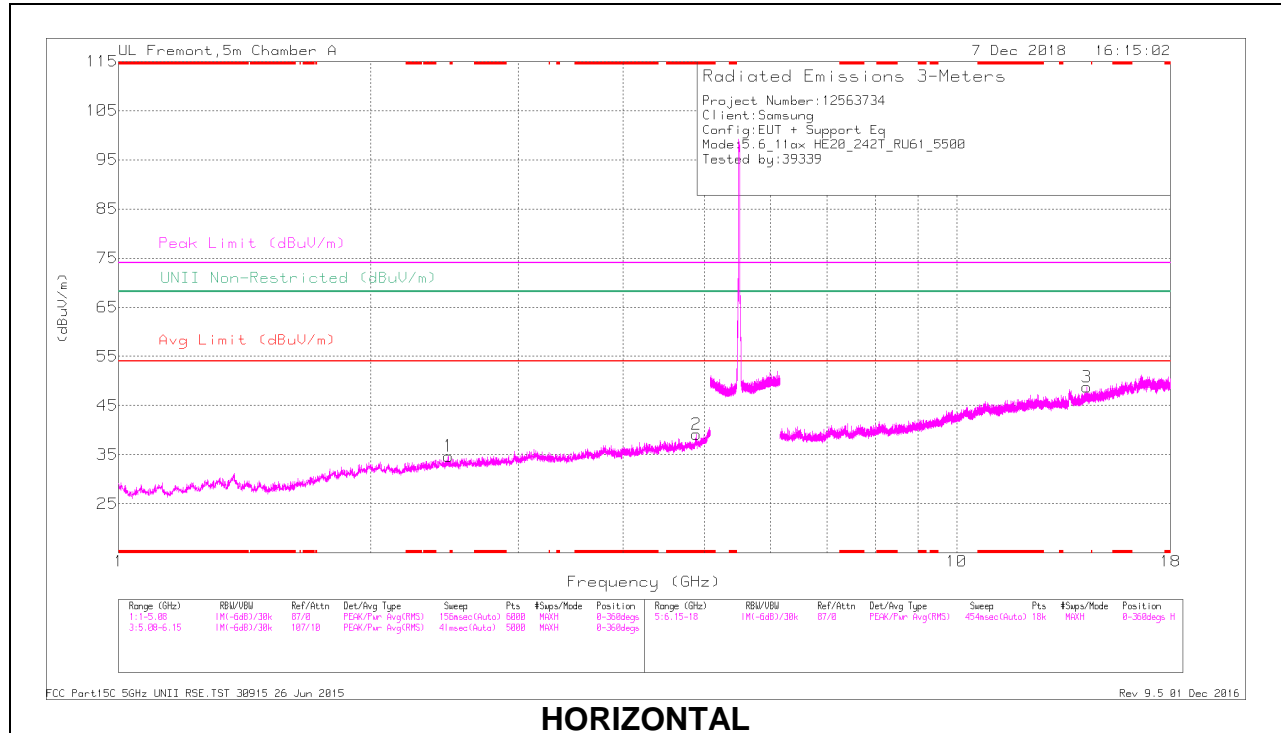
Trace Markers

Marker	Frequency (GHz)	Meter Reading (dBuV)	Det	AF T862 (dB/m)	Amp/Cb/Filtr/Pad (dB)	DC Corr (dB)	Corrected Reading (dBuV/m)	Peak Limit (dBuV/m)	PK Margin (dB)	Azimuth (Degs)	Height (cm)	Polarity
1	5.725	45.67	PK	35	-16.9	0	63.77	68.2	-4.43	174	120	V
2	5.726	43.69	PK	35	-16.8	0	61.89	68.2	-6.31	174	120	V

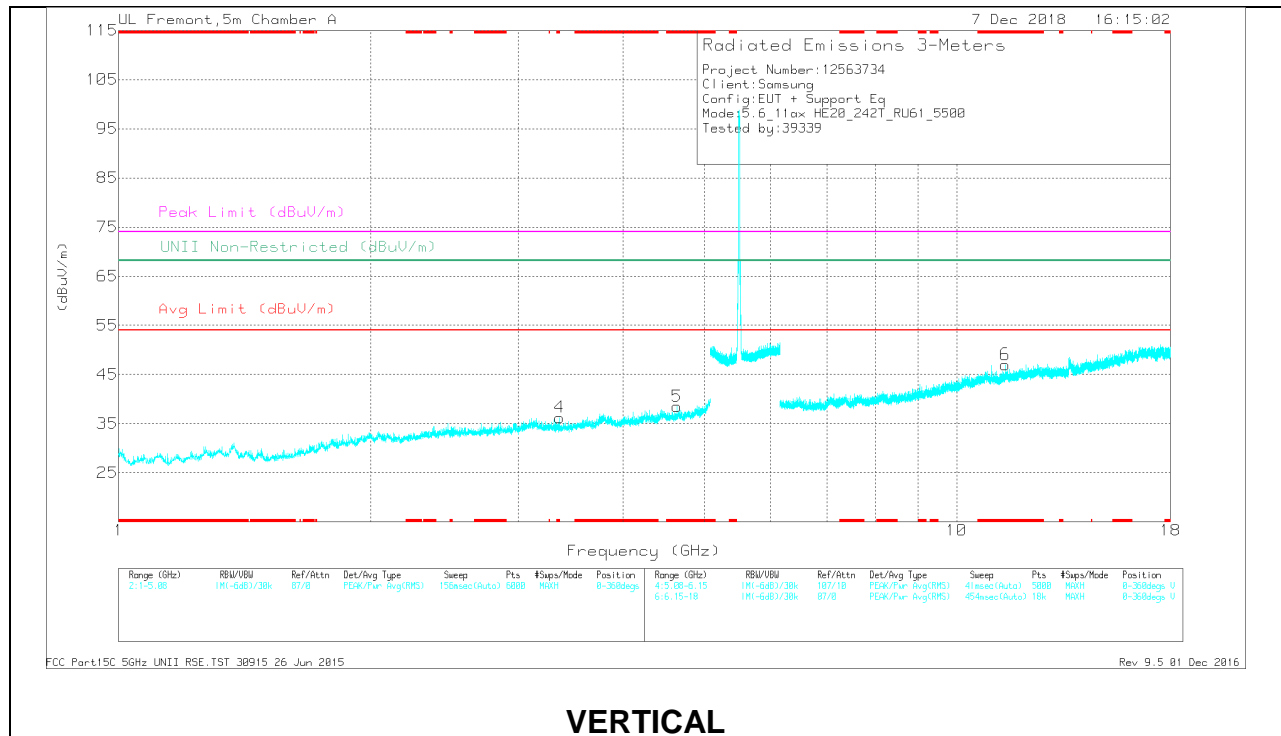
* - indicates frequency in CFR47 Pt 15 / IC RSS-Restricted Band
 Pk - Peak detector

HARMONICS AND SPURIOUS EMISSIONS

LOW CHANNEL RESULTS



HORIZONTAL



VERTICAL

RADIATED EMISSIONS

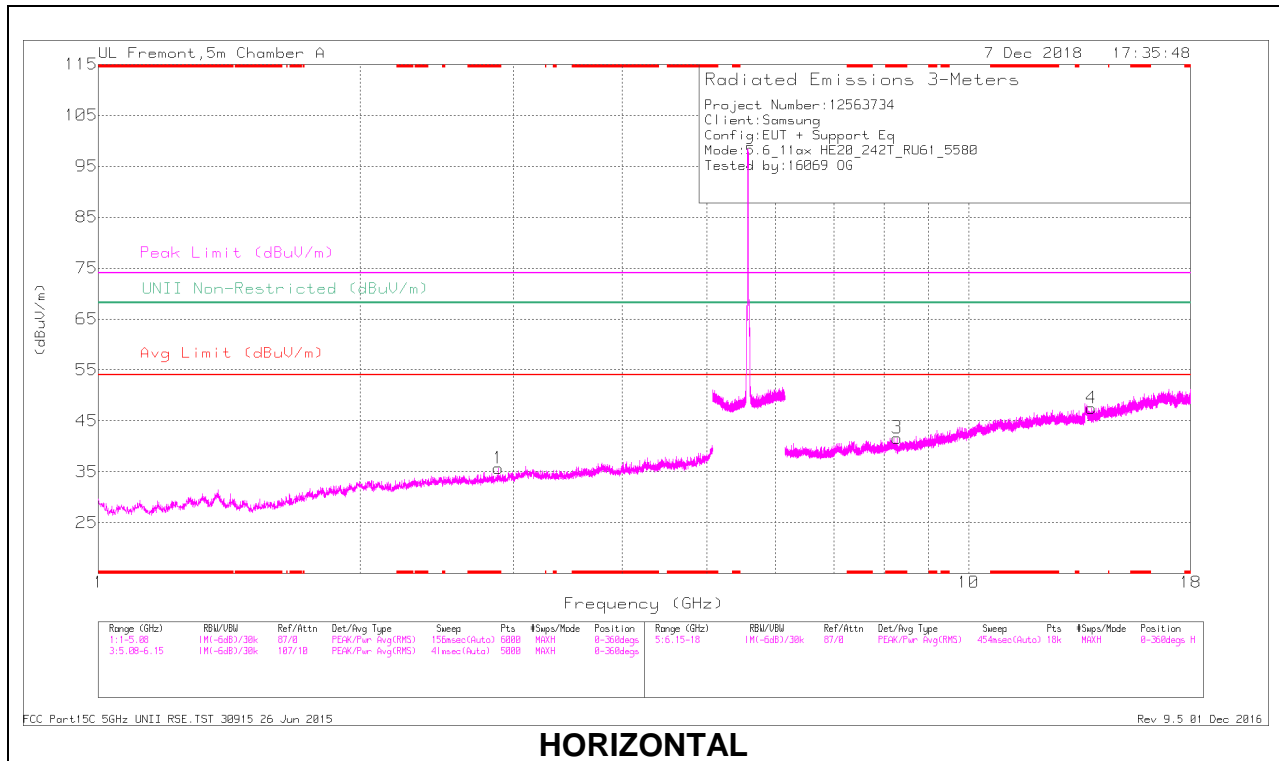
Frequency (GHz)	Meter Reading (dBuV)	Det	AF T345 (dB/m)	Amp/Ch/Flt/Fed (dB)	DC Corr (dB)	Corrected Reading (dBuV/m)	Avg Limit (dBuV/m)	Margin (dB)	Peak Limit (dBuV/m)	PK Margin (dB)	UNII Non-Restricted (dBuV/m)	PK Margin (dB)	Asimuth (Deg)	Height (cm)	Polarity
* 4.893	36.14	PK-U	34.1	-25.8	0	44.44	-	-	74	-29.56	-	-	178	259	H
* 4.894	24.5	ADR	34.1	-25.8	.67	33.47	54	-20.53	-	-	-	-	178	259	H
* 3.352	38.16	PK-U	32.9	-29.2	0	41.86	-	-	74	-32.14	-	-	199	400	V
* 3.347	25.97	ADR	32.9	-29.2	.67	30.34	54	-23.66	-	-	-	-	199	400	V
* 4.637	35.59	PK-U	34.2	-26.3	0	43.49	-	-	74	-30.51	-	-	110	359	V
* 4.636	24.08	ADR	34.2	-26.3	.67	32.65	54	-21.35	-	-	-	-	110	359	V
* 11.422	31.53	PK-U	38.1	-18.1	0	51.53	-	-	74	-22.47	-	-	93	141	V
* 11.42	19.84	ADR	38.1	-18.2	.67	40.41	54	-13.59	-	-	-	-	93	141	V
2.476	38.4	PK-U	32.4	-30.4	0	40.4	-	-	-	-	68.2	-27.8	255	367	H
14.292	31.72	PK-U	39.1	-17.4	0	53.42	-	-	-	-	68.2	-14.78	168	330	H

* - indicates frequency in CFR47 Pt 15 / IC RSS-Restricted Band

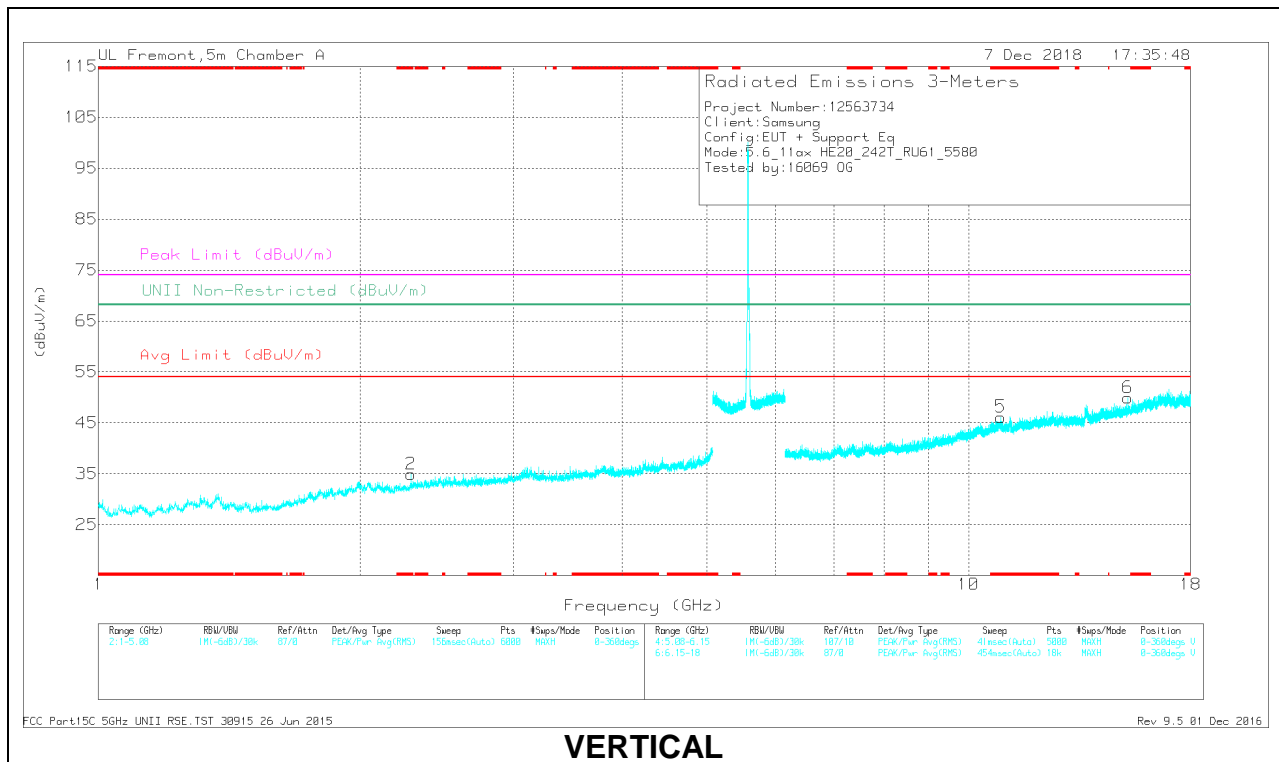
PK-U - U-NII: Maximum Peak

ADR - U-NII AD primary method, RMS average

MID CHANNEL RESULTS



HORIZONTAL



VERTICAL

RADIATED EMISSIONS

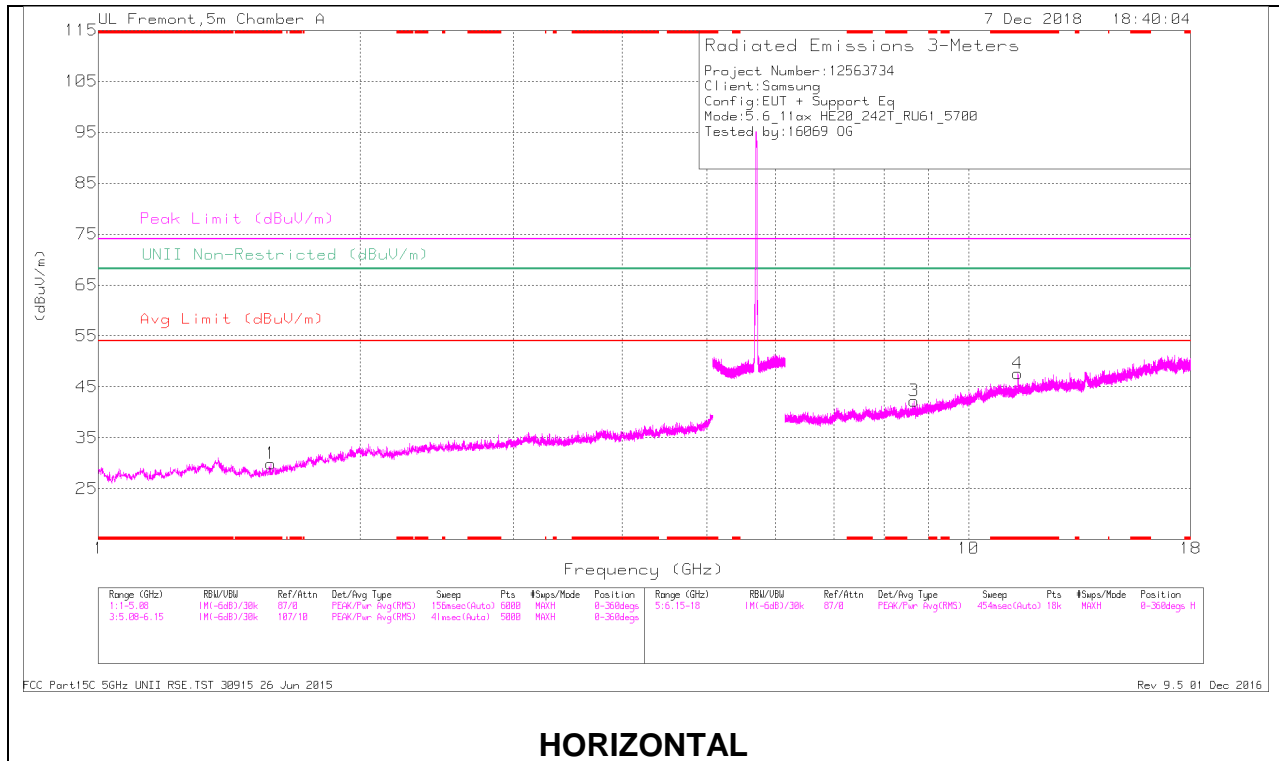
Frequency (GHz)	Meter Reading (dBuV)	Det	AF T345 (dB/m)	Amp/Cb/Filt/Pad (dB)	DC Corr (dB)	Corrected Reading (dBuV/m)	Avg Limit (dBuV/m)	Margin (dB)	Peak Limit (dBuV/m)	PK Margin (dB)	UNII Non-Restricted (dBuV/m)	PK Margin (dB)	Azimuth (Deg)	Height (cm)	Polarity
* 2.882	38.03	PK-U	32.3	-29.1	0	41.23	-	-	74	-32.77	-	-	81	144	H
* 2.881	25.82	ADR	32.3	-29.1	.67	29.69	54	-24.31	-	-	-	-	81	144	H
* 2.284	39.14	PK-U	31.7	-30.5	0	40.34	-	-	74	-33.66	-	-	40	397	V
* 2.288	26.6	ADR	31.7	-30.4	.67	28.57	54	-25.43	-	-	-	-	40	397	V
* 8.273	32.34	PK-U	35.9	-22.1	0	46.14	-	-	74	-27.86	-	-	296	285	H
* 8.275	21.03	ADR	35.9	-22.1	.67	35.5	54	-18.5	-	-	-	-	296	285	H
* 10.888	30.78	PK-U	37.9	-17.9	0	50.78	-	-	74	-23.22	-	-	197	106	V
* 10.887	19.74	ADR	37.9	-17.9	.67	40.41	54	-13.59	-	-	-	-	197	106	V
13.847	32.29	PK-U	38.6	-18.4	0	52.49	-	-	-	-	68.2	-15.71	223	163	H
15.253	32.25	PK-U	39.8	-17.7	0	54.35	-	-	-	-	68.2	-13.85	228	310	V

* - indicates frequency in CFR47 Pt 15 / IC RSS-Restricted Band

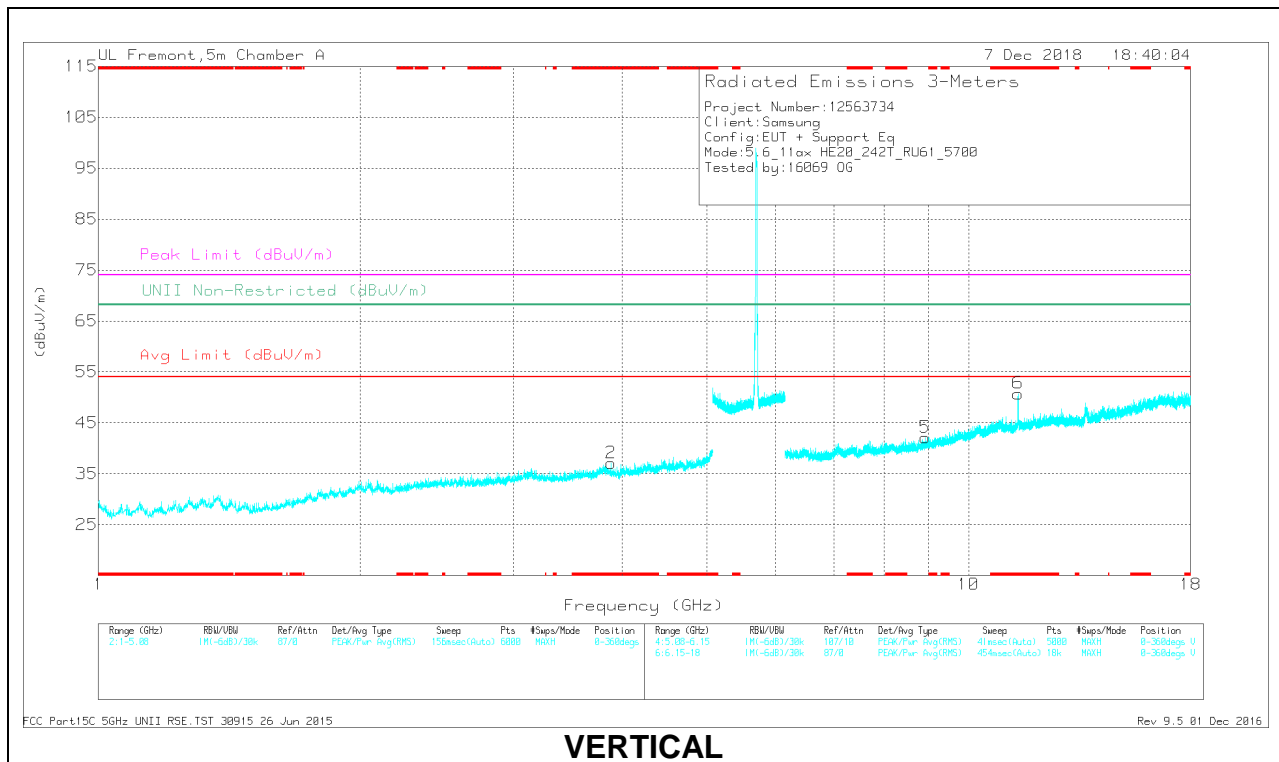
PK-U - U-NII: Maximum Peak

ADR - U-NII AD primary method, RMS average

HIGH CHANNEL RESULTS



HORIZONTAL



VERTICAL

RADIATED EMISSIONS

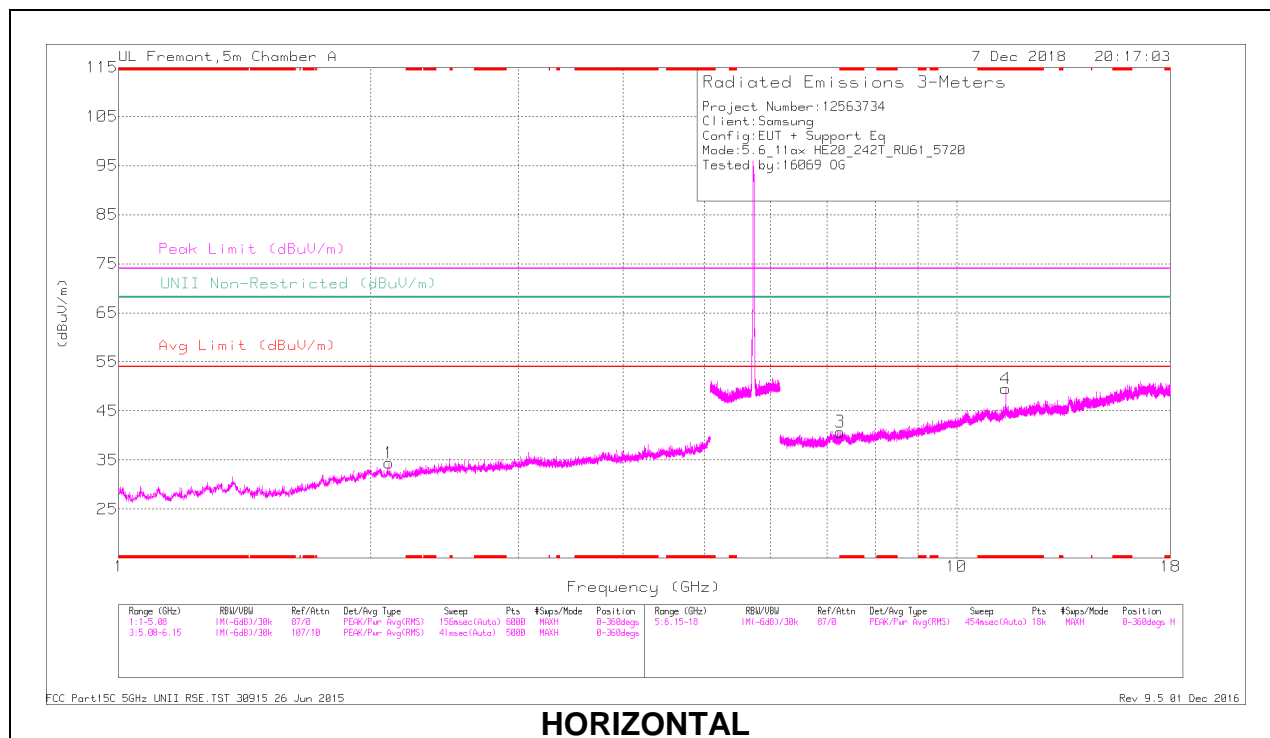
Frequency (GHz)	Meter Reading (dBuV)	Det	AF T345 (dB/m)	Amp/Cb/Filt/Pad (dB)	DC Corr (dB)	Corrected Reading (dBuV/m)	Avg Limit (dBuV/m)	Margin (dB)	Peak Limit (dBuV/m)	PK Margin (dB)	UNII Non-Restricted (dBuV/m)	PK Margin (dB)	Azimuth (Deg)	Height (cm)	Polarity
* 1.577	39.97	PK-U	28.1	-31.8	0	36.27	-	-	74	-37.73	-	-	343	132	H
* 1.576	27.57	ADR	28.1	-31.9	.67	24.44	54	-29.56	-	-	-	-	343	132	H
* 3.883	36.77	PK-U	33.6	-28.4	0	41.97	-	-	74	-32.03	-	-	124	136	V
* 3.882	25.65	ADR	33.6	-28.4	.67	31.52	54	-22.48	-	-	-	-	124	136	V
* 11.396	35.02	PK-U	38.1	-18.3	0	54.82	-	-	74	-19.18	-	-	38	119	H
* 11.394	22.98	ADR	38.1	-18.3	.67	43.45	54	-10.55	-	-	-	-	38	119	H
* 11.4	36.57	PK-U	38.1	-18.2	0	56.47	-	-	74	-17.53	-	-	187	126	V
* 11.401	25.13	ADR	38.1	-18.3	.67	45.6	54	-8.4	-	-	-	-	187	126	V
8.659	32.61	PK-U	36	-21.6	0	47.01	-	-	-	-	68.2	-21.19	66	196	H
8.914	32.91	PK-U	36.2	-21.5	0	47.61	-	-	-	-	68.2	-20.59	269	133	V

* - indicates frequency in CFR47 Pt 15 / IC RSS-Restricted Band

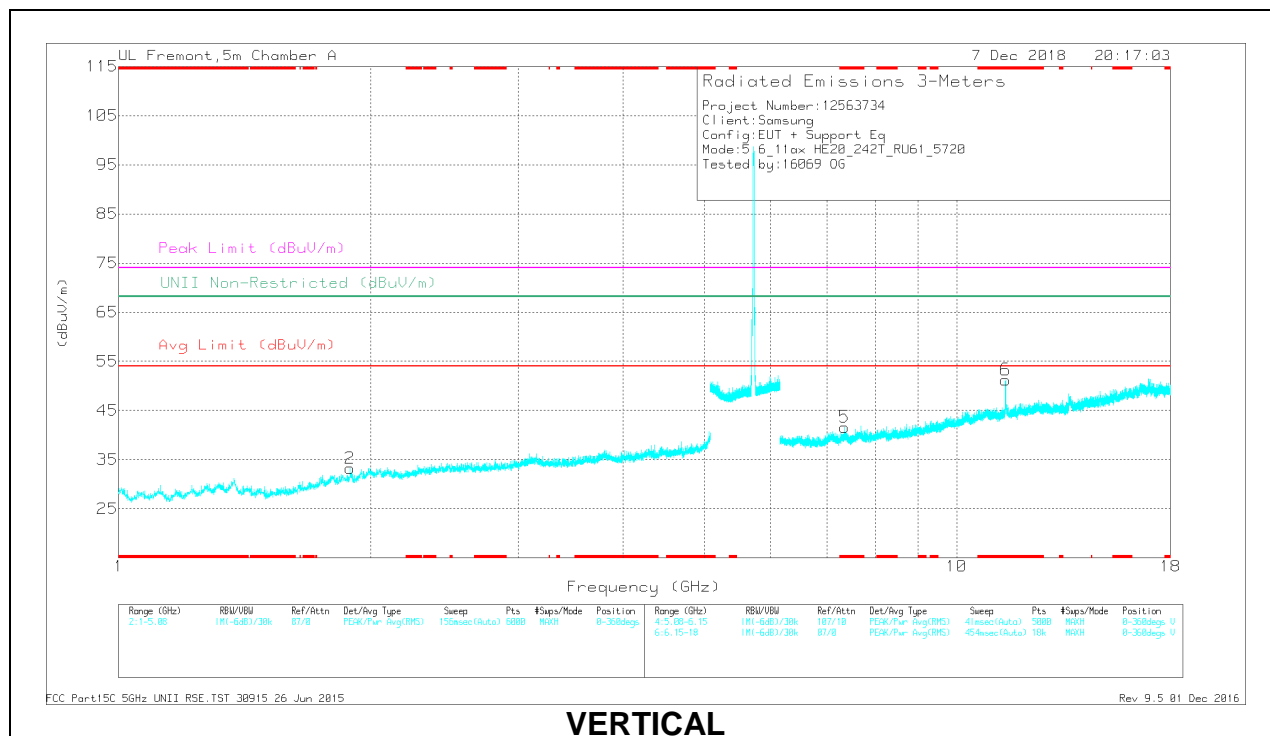
PK-U - U-NII: Maximum Peak

ADR - U-NII AD primary method, RMS average

CHANNEL 144 RESULTS



HORIZONTAL



VERTICAL

RADIATED EMISSIONS

Frequency (GHz)	Meter Reading (dBuV)	Det	AF T345 (dB/m)	Amp/Ch/Flt/Fed (dB)	DC Corr (dB)	Corrected Reading (dBuV/m)	Avg Limit (dBuV/m)	Margin (dB)	Peak Limit (dBuV/m)	PK Margin (dB)	UNII Non-Restricted (dBuV/m)	PK Margin (dB)	Asimuth (Deg)	Height (cm)	Polarity
* 7.256	33.31	PK-U	35.6	-23.1	0	45.81	-	-	74	-28.19	-	-	288	196	H
* 7.256	21.71	ADR	35.6	-23.1	.67	34.88	54	-19.12	-	-	-	-	288	196	H
* 11.442	34.23	PK-U	38.2	-18	0	54.43	-	-	74	-19.57	-	-	33	128	H
* 11.441	22.23	ADR	38.2	-18	.67	43.1	54	-10.9	-	-	-	-	33	128	H
* 7.345	32.97	PK-U	35.6	-21.6	0	46.97	-	-	74	-27.03	-	-	360	102	V
* 7.348	20.97	ADR	35.6	-21.6	.67	35.64	54	-18.36	-	-	-	-	360	102	V
* 11.441	37.9	PK-U	38.2	-18	0	58.1	-	-	74	-15.9	-	-	190	107	V
* 11.441	26.13	ADR	38.2	-18	.67	47	54	-7	-	-	-	-	190	107	V
1.889	39.36	PK-U	30.9	-31.4	0	38.86	-	-	-	-	68.2	-29.34	135	331	V
2.101	39.2	PK-U	31.3	-30.3	0	40.2	-	-	-	-	68.2	-28	358	290	H

* - indicates frequency in CFR47 Pt 15 / IC RSS-Restricted Band

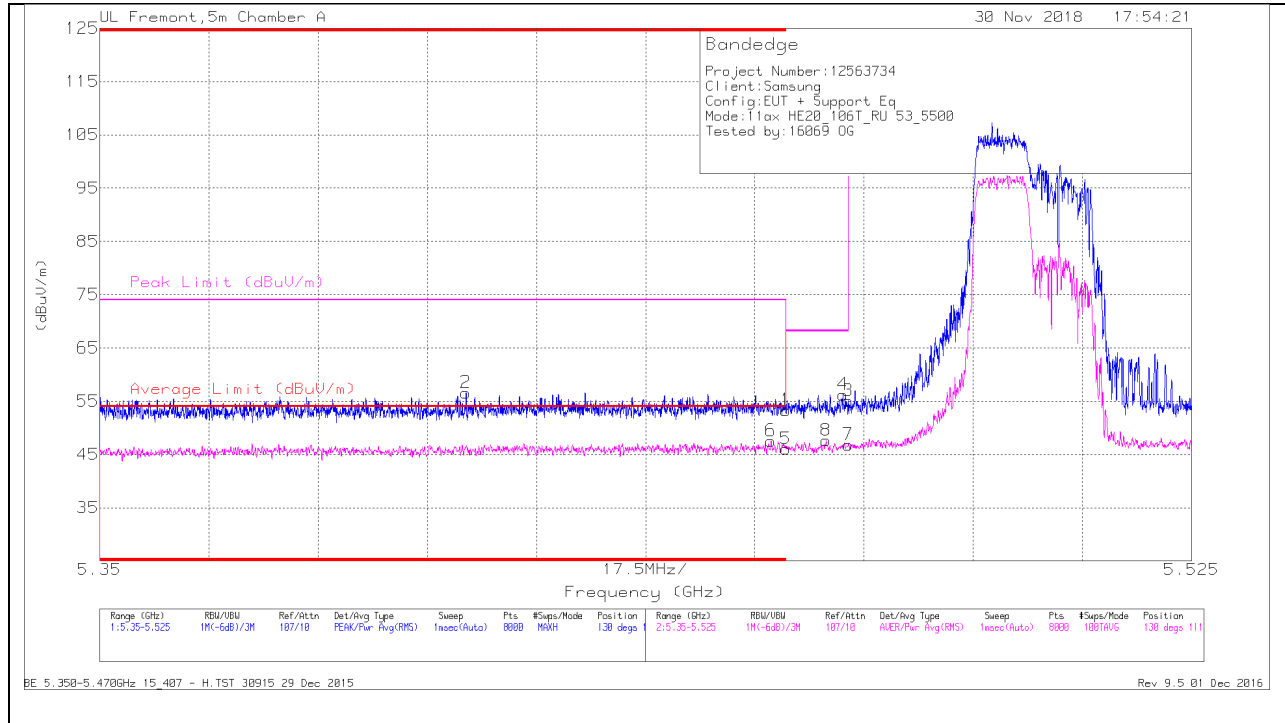
PK-U - U-NII: Maximum Peak

ADR - U-NII AD primary method, RMS average

2TX Antenna 1 + Antenna 2 OFDMA MODE – 106-Tones, RU Index 53

BANDEDGE (LOW CHANNEL)

HORIZONTAL RESULT



Trace Markers

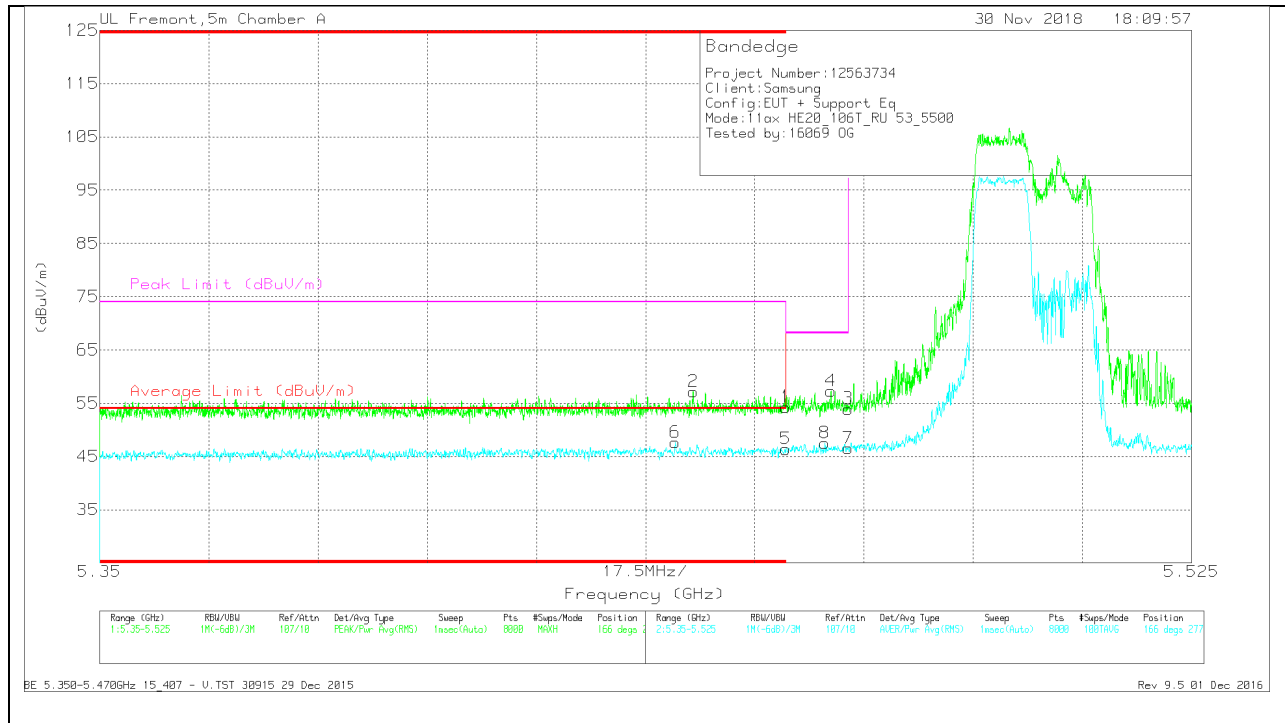
Marker	Frequency (GHz)	Meter Reading (dBuV)	Det	AF T862 (dB/m)	Amp/Ch/Filt/Pad (dB)	DC Corr (dB)	Corrected Reading (dBuV/m)	Average Limit (dBuV/m)	Margin (dB)	Peak Limit (dBuV/m)	PK Margin (dB)	Azimuth (Degs)	Height (cm)	Polarity
2	* 5.409	39.08	Pk	34.7	-17.2	0	56.58	-	-	74	-17.42	130	111	H
6	* 5.458	29.71	RMS	34.7	-17.2	.34	47.55	54	-6.45	-	-	130	111	H
1	* 5.46	35.8	Pk	34.7	-17.2	0	53.3	-	-	74	-20.7	130	111	H
5	* 5.46	28.2	RMS	34.7	-17.2	.34	46.04	54	-7.96	-	-	130	111	H
8	5.466	29.67	RMS	34.7	-17.1	.34	47.61	-	-	-	-	130	111	H
4	5.469	38.51	Pk	34.8	-17.1	0	56.21	-	-	68.2	-11.99	130	111	H
3	5.47	37.36	Pk	34.8	-17.1	0	55.06	-	-	68.2	-13.14	130	111	H
7	5.47	28.77	RMS	34.8	-17.1	.34	46.81	-	-	-	-	130	111	H

* - indicates frequency in CFR47 Pt 15 / IC RSS-Restricted Band

Pk - Peak detector

RMS - RMS detection

VERTICAL RESULT



Trace Markers

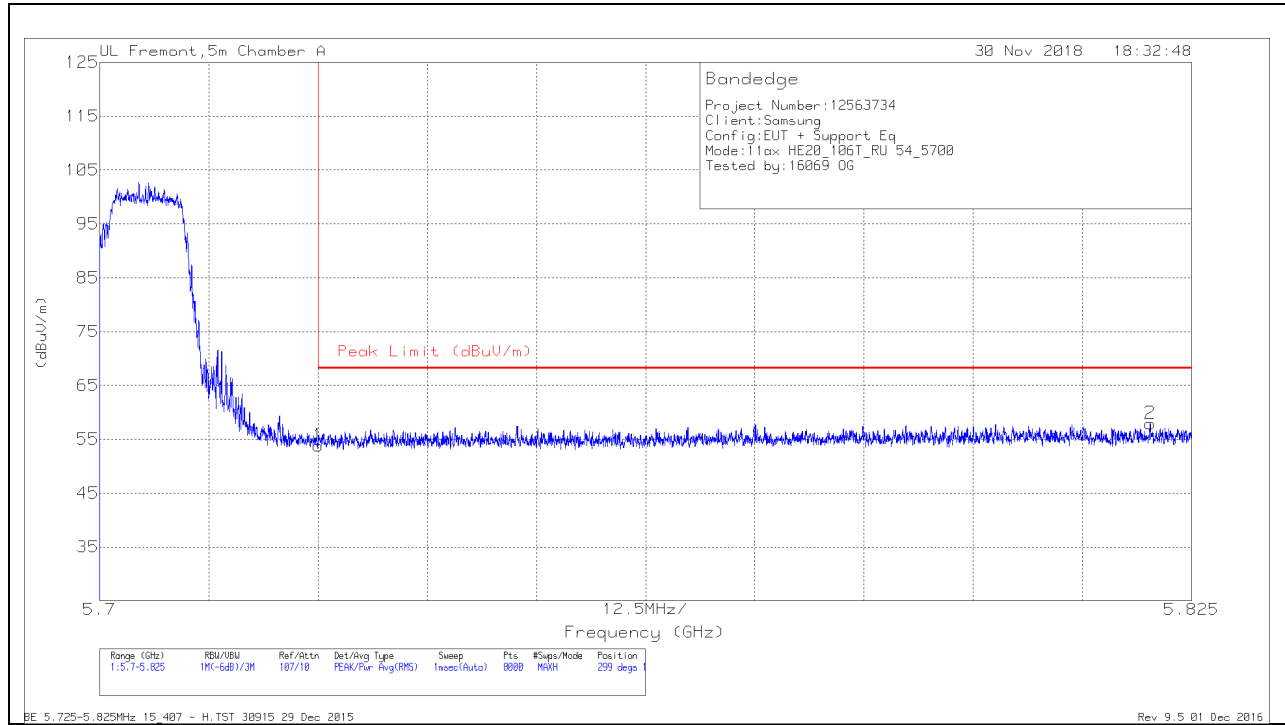
Marker	Frequency (GHz)	Meter Reading (dBuV)	Det	AF T862 (dB/m)	Amp/Cb/Ftr/Pad (dB)	DC Corr (dB)	Corrected Reading (dBuV/m)	Average Limit (dBuV/m)	Margin (dB)	Peak Limit (dBuV/m)	PK Margin (dB)	Azimuth (Degs)	Height (cm)	Polarity
6	* 5.442	29.81	RMS	34.7	-17.2	.34	47.65	54	-6.35	-	-	166	277	V
2	* 5.445	39.64	Pk	34.7	-17.2	0	57.14	-	-	74	-16.86	166	277	V
1	* 5.46	36.75	Pk	34.7	-17.2	0	54.25	-	-	74	-19.75	166	277	V
5	* 5.46	28.54	RMS	34.7	-17.2	.34	46.38	54	-7.62	-	-	166	277	V
8	5.466	29.58	RMS	34.7	-17.1	.34	47.52	-	-	-	-	166	277	V
4	5.467	39.57	Pk	34.8	-17.1	0	57.27	-	-	68.2	-10.93	166	277	V
3	5.47	36.22	Pk	34.8	-17.1	0	53.92	-	-	68.2	-14.28	166	277	V
7	5.47	28.47	RMS	34.8	-17.1	.34	46.51	-	-	-	-	166	277	V

* - indicates frequency in CFR47 Pt 15 / IC RSS-Restricted Band
 Pk - Peak detector
 RMS - RMS detection

2TX Antenna 1 + Antenna 2 OFDMA MODE – 106-Tones, RU Index 54

BANDEDGE (HIGH CHANNEL)

HORIZONTAL RESULT



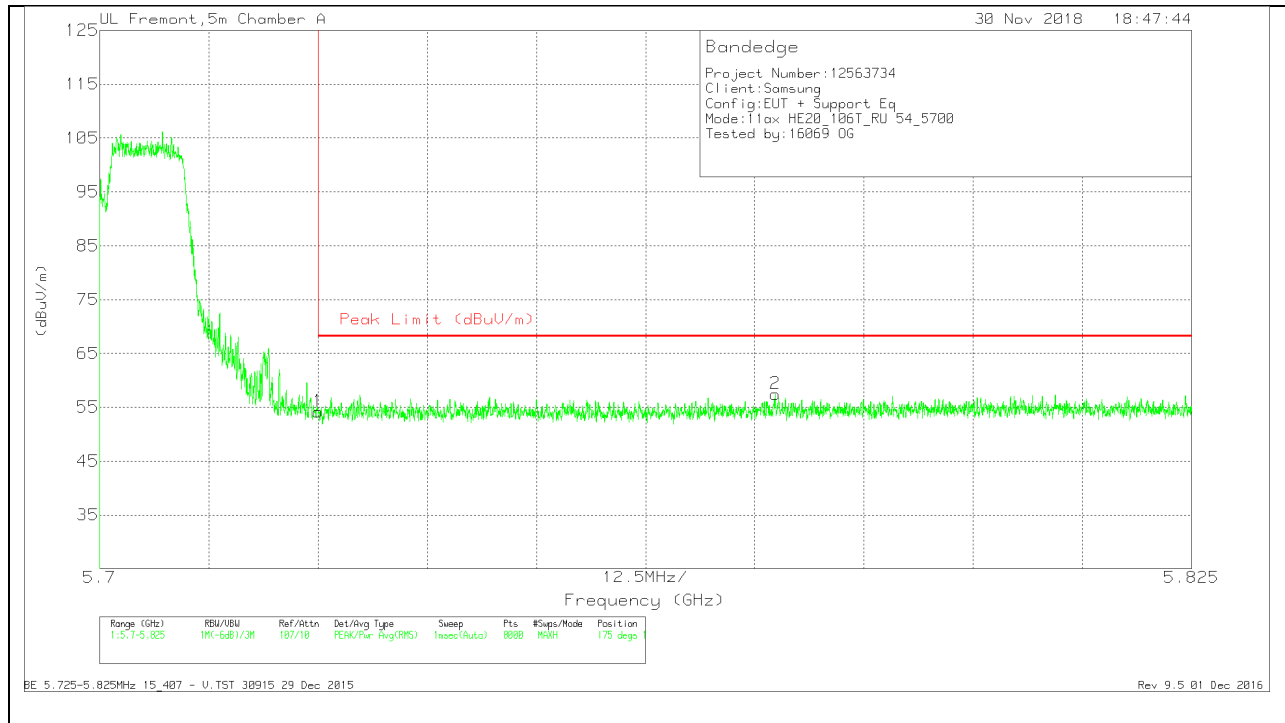
Trace Markers

Marker	Frequency (GHz)	Meter Reading (dBuV)	Det	AF T862 (dB/m)	Amp/Cb/Filtr/Pad (dB)	DC Corr (dB)	Corrected Reading (dBuV/m)	Peak Limit (dBuV/m)	PK Margin (dB)	Azimuth (Degs)	Height (cm)	Polarity
1	5.725	35.74	Pk	35	-16.9	0	53.84	68.2	-14.36	299	115	H
2	5.82	39.34	Pk	35.1	-16.5	0	57.94	68.2	-10.26	299	115	H

* - indicates frequency in CFR47 Pt 15 / IC RSS-Restricted Band

Pk - Peak detector

VERTICAL RESULT



Trace Markers

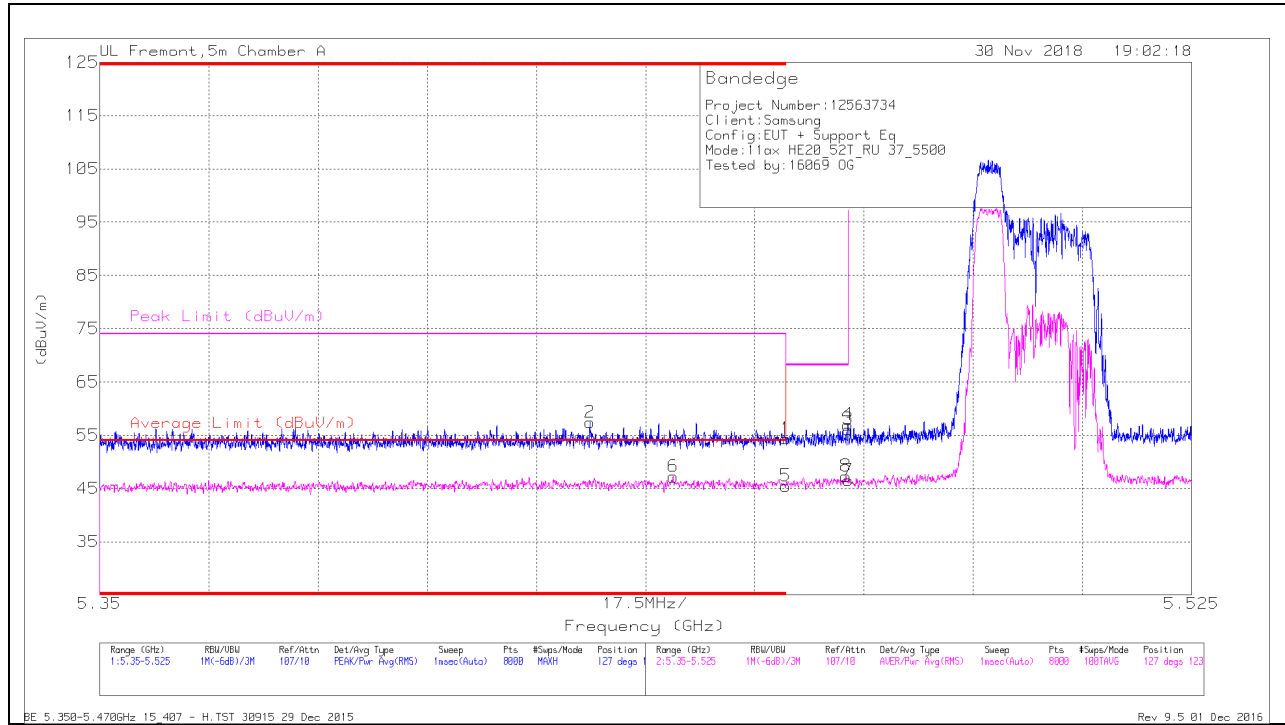
Marker	Frequency (GHz)	Meter Reading (dBuV)	Det	AF T862 (dB/m)	Amp/Cbl/Filtr/Pad (dB)	DC Corr (dB)	Corrected Reading (dBuV/m)	Peak Limit (dBuV/m)	PK Margin (dB)	Azimuth (Degs)	Height (cm)	Polarity
1	5.725	36.09	Pk	35	-16.9	0	54.19	68.2	-14.01	175	108	V
2	5.777	39.08	Pk	35	-16.6	0	57.48	68.2	-10.72	175	108	V

* - indicates frequency in CFR47 Pt 15 / IC RSS-Restricted Band
 Pk - Peak detector

2TX Antenna 1 + Antenna 2 OFDMA MODE – 52-Tones, RU Index 37

BANDEDGE (LOW CHANNEL)

HORIZONTAL RESULT

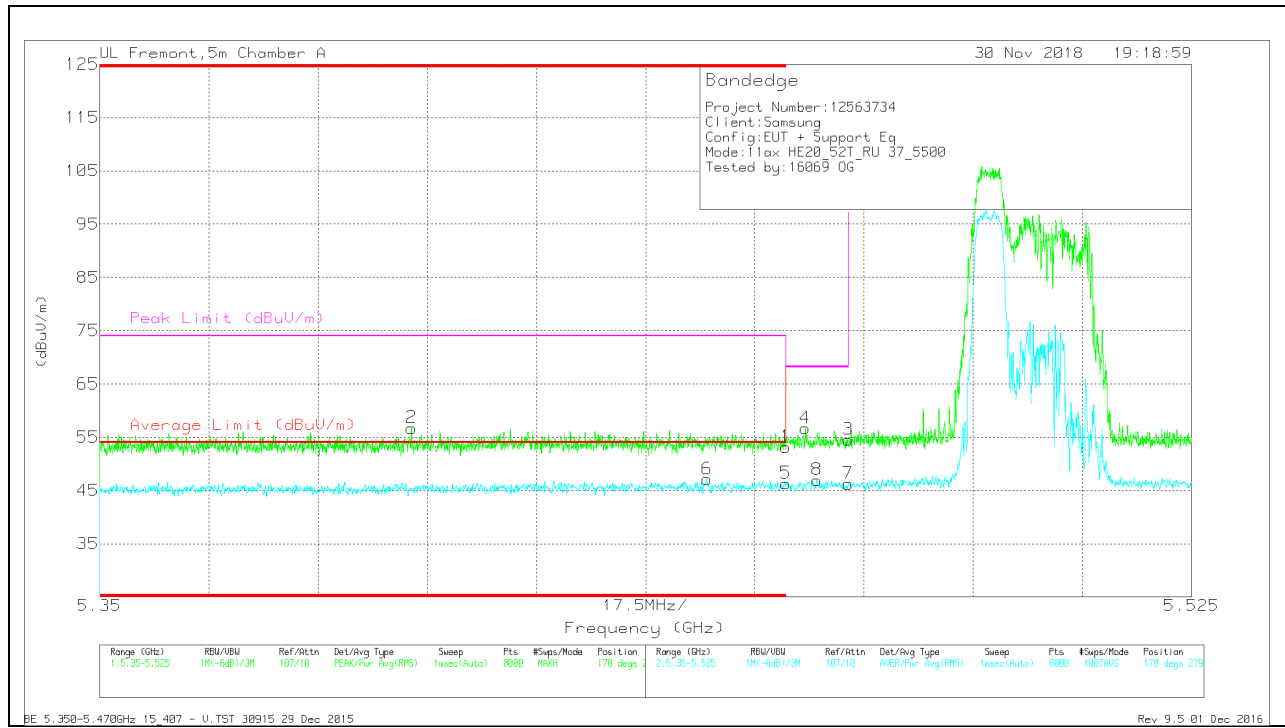


Trace Markers

Marker	Frequency (GHz)	Meter Reading (dBuV)	Det	AF T862 (dBm)	Amp/CbW/Filt/Pad (dB)	DC Corr (dB)	Corrected Reading (dBuV/m)	Average Limit (dBuV/m)	Margin (dB)	Peak Limit (dBuV/m)	PK Margin (dB)	Azimuth (Degs)	Height (cm)	Polarity
2	* 5.429	39.91	Pk	34.7	-17.2	0	57.41	-	-	74	-16.59	127	123	H
6	* 5.442	29.56	RMS	34.7	-17.2	.17	47.23	54	-6.77	-	-	127	123	H
1	* 5.46	36.83	Pk	34.7	-17.2	0	54.33	-	-	74	-19.67	127	123	H
5	* 5.46	27.79	RMS	34.7	-17.2	.17	45.46	54	-8.54	-	-	127	123	H
3	5.47	38.42	Pk	34.8	-17.1	0	56.12	-	-	68.2	-12.08	127	123	H
4	5.47	39.26	Pk	34.8	-17.1	0	56.96	-	-	68.2	-11.24	127	123	H
7	5.47	28.65	RMS	34.8	-17.1	.17	46.52	-	-	-	-	127	123	H
8	5.47	29.43	RMS	34.8	-17.1	.17	47.3	-	-	-	-	127	123	H

* - indicates frequency in CFR47 Pt 15 / IC RSS-Restricted Band
 Pk - Peak detector
 RMS - RMS detection

VERTICAL RESULT



Trace Markers

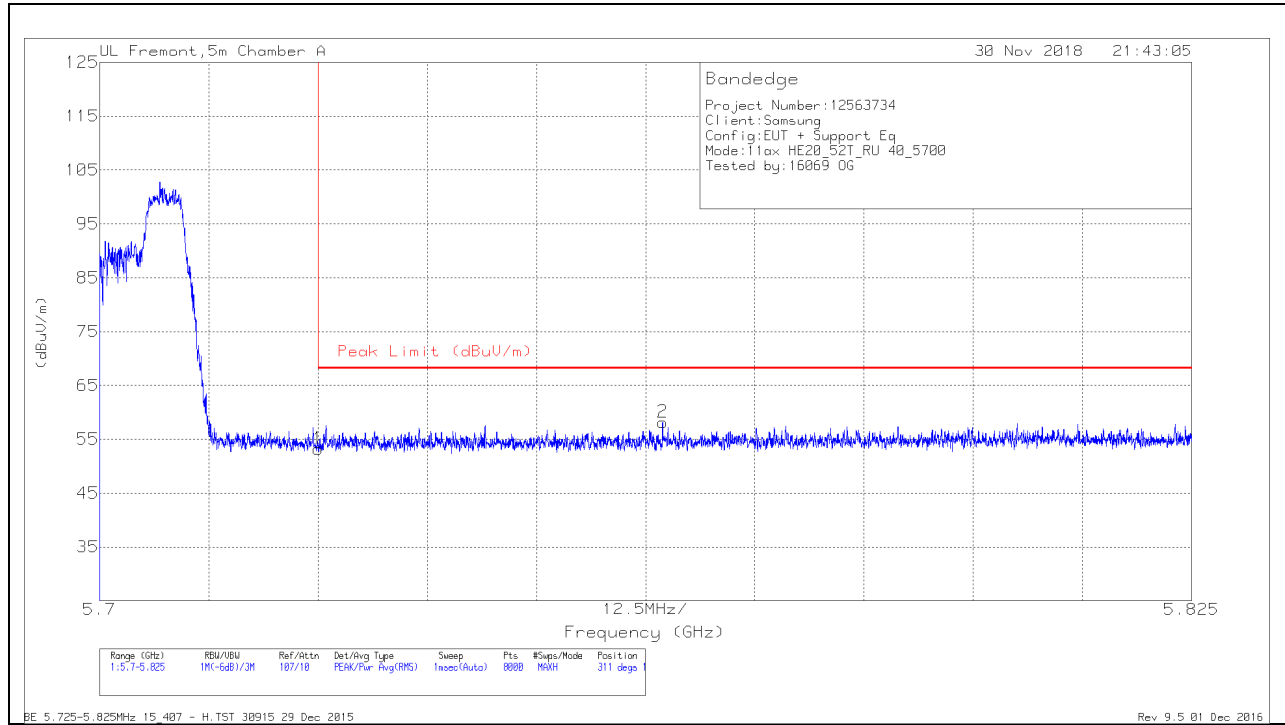
Marker	Frequency (GHz)	Meter Reading (dBuV)	Det	AF T862 (dB/m)	Amp/Cb/Ftr/Pad (dB)	DC Corr (dB)	Corrected Reading (dBuV/m)	Average Limit (dBuV/m)	Margin (dB)	Peak Limit (dBuV/m)	PK Margin (dB)	Azimuth (Degs)	Height (cm)	Polarity
2	* 5.4	39.44	Pk	34.6	-17.3	0	56.74	-	-	74	-17.26	178	279	V
6	* 5.447	29.48	RMS	34.7	-17.2	.17	47.15	54	-6.85	-	-	178	279	V
1	* 5.46	35.69	Pk	34.7	-17.2	0	53.19	-	-	74	-20.81	178	279	V
5	* 5.46	28.66	RMS	34.7	-17.2	.17	46.33	54	-7.67	-	-	178	279	V
4	5.463	39.05	Pk	34.7	-17.1	0	56.65	-	-	68.2	-11.55	178	279	V
8	5.465	29.2	RMS	34.7	-17.1	.17	46.97	-	-	-	-	178	279	V
3	5.47	36.84	Pk	34.8	-17.1	0	54.54	-	-	68.2	-13.66	178	279	V
7	5.47	28.39	RMS	34.8	-17.1	.17	46.26	-	-	-	-	178	279	V

* - indicates frequency in CFR47 Pt 15 / IC RSS-Restricted Band
 Pk - Peak detector
 RMS - RMS detection

2TX Antenna 1 + Antenna 2 OFDMA MODE – 52-Tones, RU Index 40

BANDEDGE (HIGH CHANNEL)

HORIZONTAL RESULT

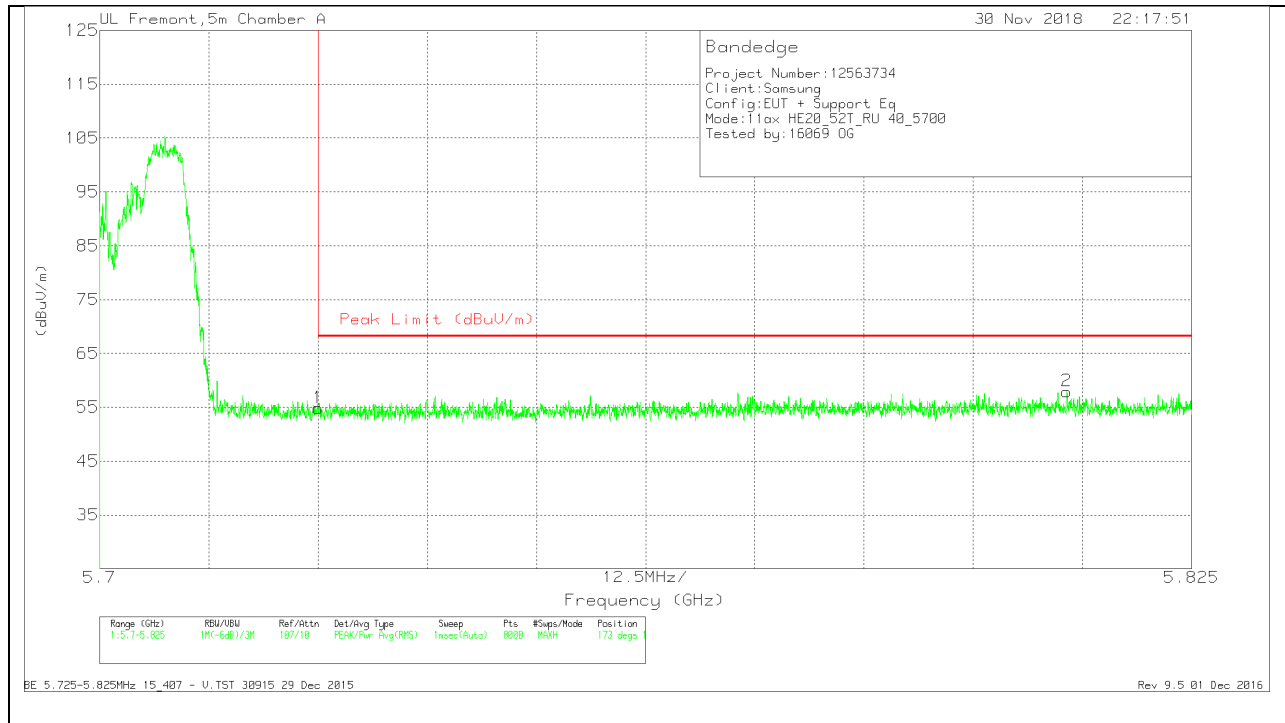


Trace Markers

Marker	Frequency (GHz)	Meter Reading (dBuV)	Det	AF T862 (dB/m)	Amp/Cbl/Filtr/Pad (dB)	DC Corr (dB)	Corrected Reading (dBuV/m)	Peak Limit (dBuV/m)	PK Margin (dB)	Azimuth (Degs)	Height (cm)	Polarity
1	5.725	35.13	Pk	35	-16.9	0	53.23	68.2	-14.97	311	103	H
2	5.764	39.89	Pk	35	-16.7	0	58.19	68.2	-10.01	311	103	H

* - indicates frequency in CFR47 Pt 15 / IC RSS-Restricted Band
 Pk - Peak detector

VERTICAL RESULT



Trace Markers

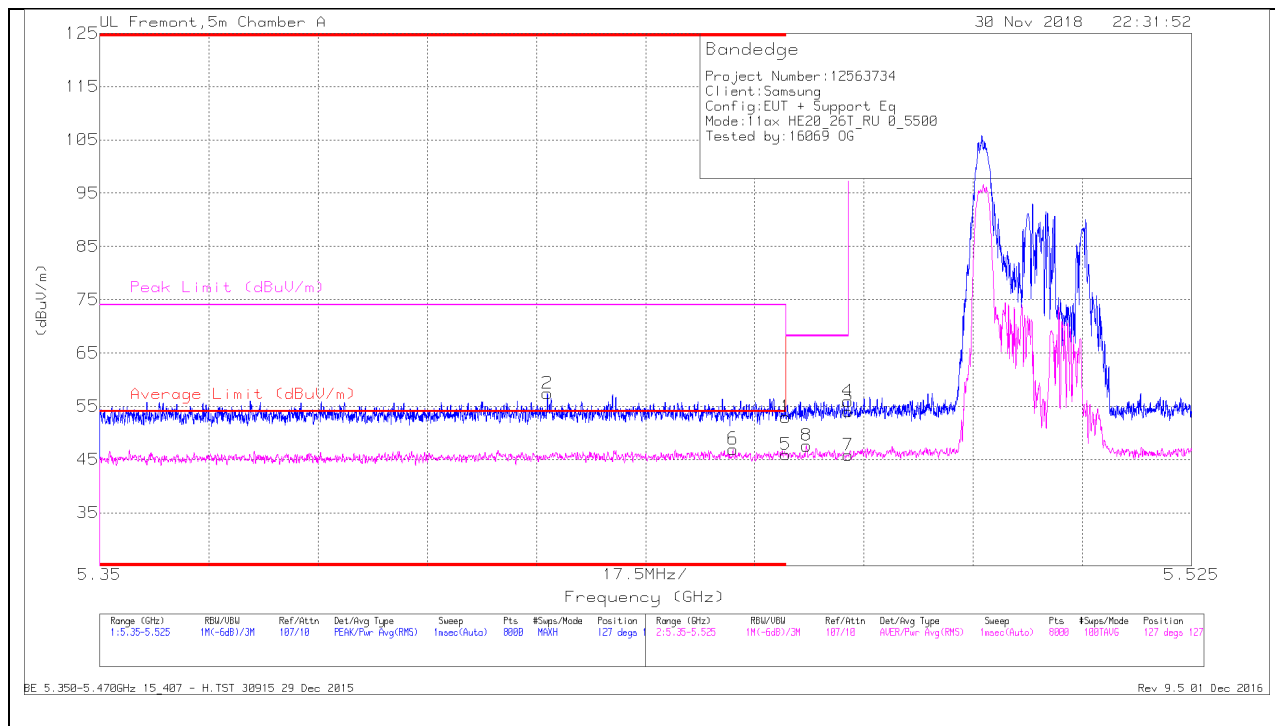
Marker	Frequency (GHz)	Meter Reading (dBuV)	Det	AF T862 (dB/m)	Amp/Cb/Filtr/Pad (dB)	DC Corr (dB)	Corrected Reading (dBuV/m)	Peak Limit (dBuV/m)	PK Margin (dB)	Azimuth (Degs)	Height (cm)	Polarity
1	5.725	36.74	PK	35	-16.9	0	54.84	68.2	-13.36	173	115	V
2	5.811	39.26	PK	35.1	-16.4	0	57.96	68.2	-10.24	173	115	V

* - indicates frequency in CFR47 Pt 15 / IC RSS-Restricted Band
 Pk - Peak detector

2TX Antenna 1 + Antenna 2 OFDMA MODE – 26-Tones, RU Index 0

BANDEDGE (LOW CHANNEL)

HORIZONTAL RESULT



Trace Markers

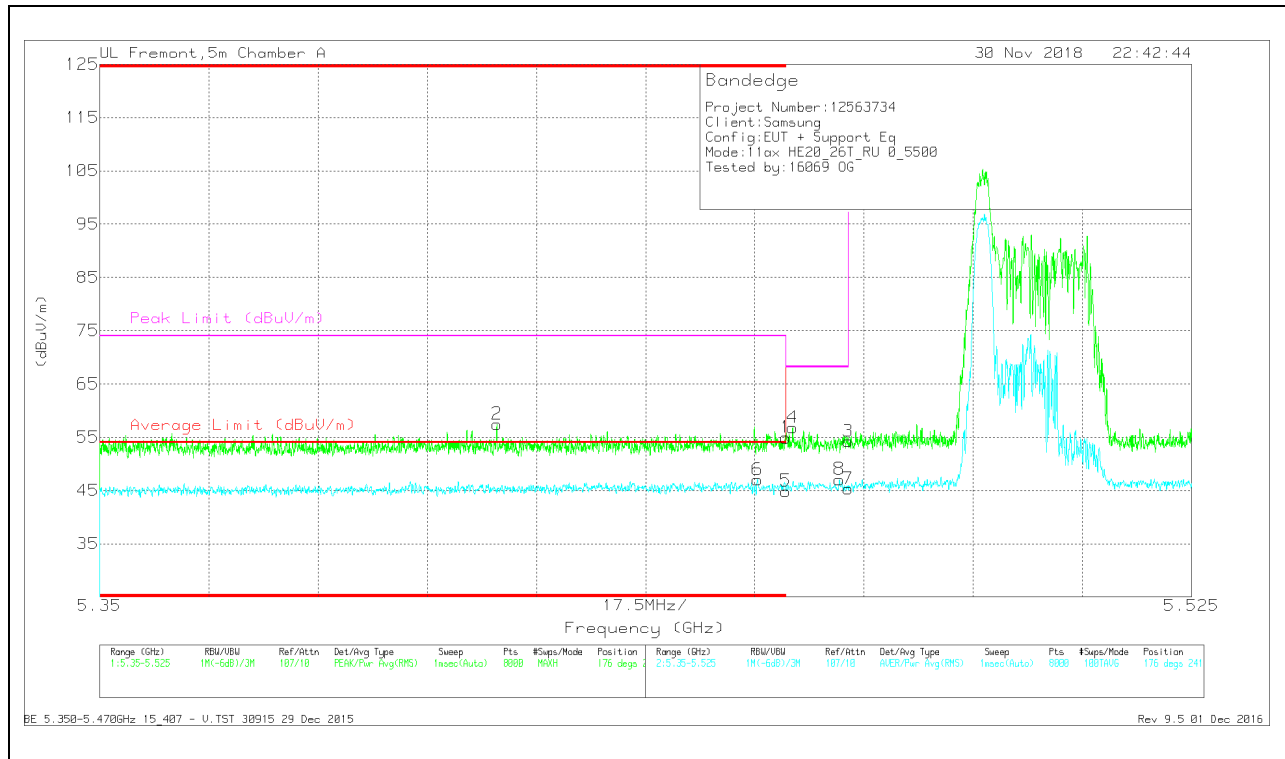
Marker	Frequency (GHz)	Meter Reading (dBuV)	Det	AF T862 (dBm)	Amp/Cb/Wftr/Pad (dB)	DC Corr (dB)	Corrected Reading (dBuV/m)	Average Limit (dBuV/m)	Margin (dB)	Peak Limit (dBuV/m)	PK Margin (dB)	Azimuth (Degs)	Height (cm)	Polarity
2	* 5.422	39.9	Pk	34.7	-17.2	0	57.4	-	-	74	-16.6	127	127	H
6	* 5.452	29.34	RMS	34.7	-17.2	.1	46.94	54	-7.06	-	-	127	127	H
1	* 5.46	35.46	Pk	34.7	-17.2	0	52.96	-	-	74	-21.04	127	127	H
5	* 5.46	28.32	RMS	34.7	-17.2	.1	45.92	54	-8.08	-	-	127	127	H
8	5.463	29.9	RMS	34.7	-17.1	.1	47.6	-	-	-	-	127	127	H
3	5.47	36.29	Pk	34.8	-17.1	0	53.99	-	-	68.2	-14.21	127	127	H
4	5.47	38.23	Pk	34.8	-17.1	0	55.93	-	-	68.2	-12.27	127	127	H
7	5.47	28	RMS	34.8	-17.1	.1	45.8	-	-	-	-	127	127	H

* - indicates frequency in CFR47 Pt 15 / IC RSS-Restricted Band

Pk - Peak detector

RMS - RMS detection

VERTICAL RESULT



Trace Markers

Marker	Frequency (GHz)	Meter Reading (dBuV)	Det	AF T862 (dB/m)	Amp/Cb/Ftr/Pad (dB)	DC Corr (dB)	Corrected Reading (dBuV/m)	Average Limit (dBuV/m)	Margin (dB)	Peak Limit (dBuV/m)	PK Margin (dB)	Azimuth (Degs)	Height (cm)	Polarity
2	* 5.414	39.94	Pk	34.7	-17.2	0	57.44	-	-	74	-16.56	176	241	V
6	* 5.455	29.54	RMS	34.7	-17.3	.1	47.04	54	-6.96	-	-	176	241	V
1	* 5.46	37.42	Pk	34.7	-17.2	0	54.92	-	-	74	-19.08	176	241	V
5	* 5.46	27.28	RMS	34.7	-17.2	.1	44.88	54	-9.12	-	-	176	241	V
4	5.461	39.29	Pk	34.7	-17.2	0	56.79	-	-	68.2	-11.41	176	241	V
8	5.469	29.26	RMS	34.8	-17.1	.1	47.06	-	-	-	-	176	241	V
3	5.47	36.51	Pk	34.8	-17.1	0	54.21	-	-	68.2	-13.99	176	241	V
7	5.47	27.5	RMS	34.8	-17.1	.1	45.3	-	-	-	-	176	241	V

* - indicates frequency in CFR47 Pt 15 / IC RSS-Restricted Band

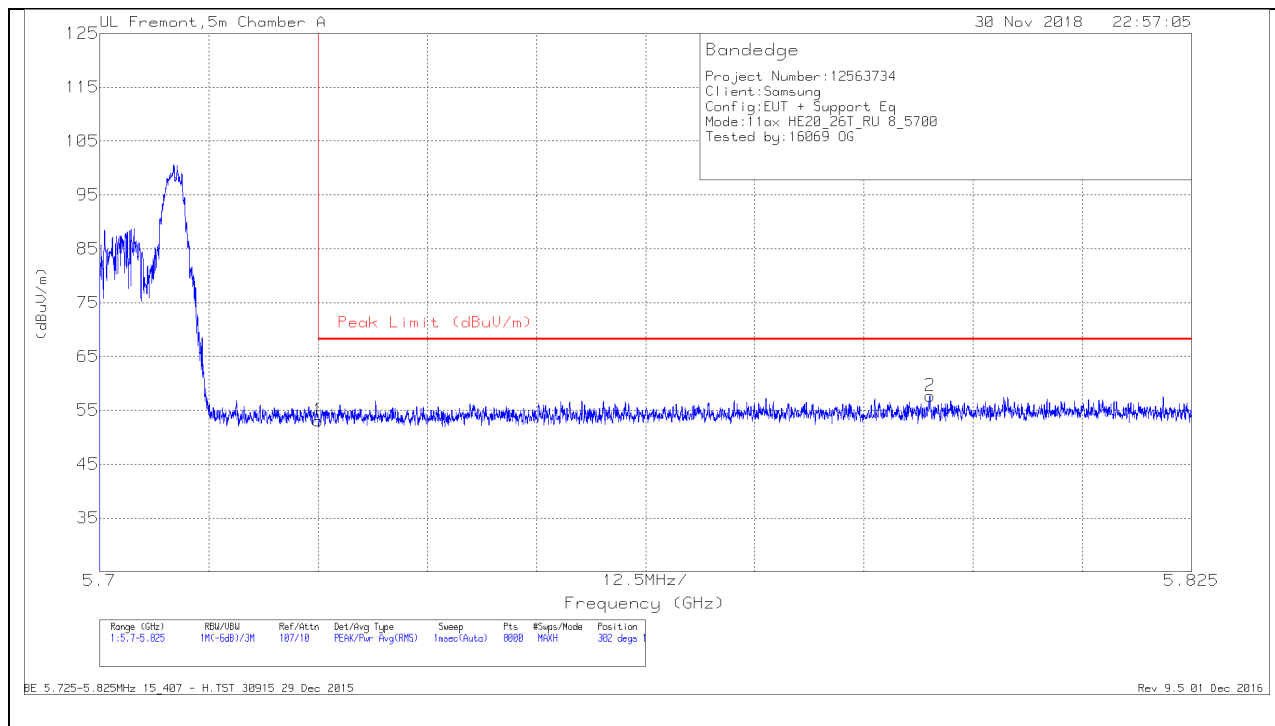
Pk - Peak detector

RMS - RMS detection

2TX Antenna 1 + Antenna 2 OFDMA MODE – 26-Tones, RU Index 8

BANDEDGE (HIGH CHANNEL)

HORIZONTAL RESULT



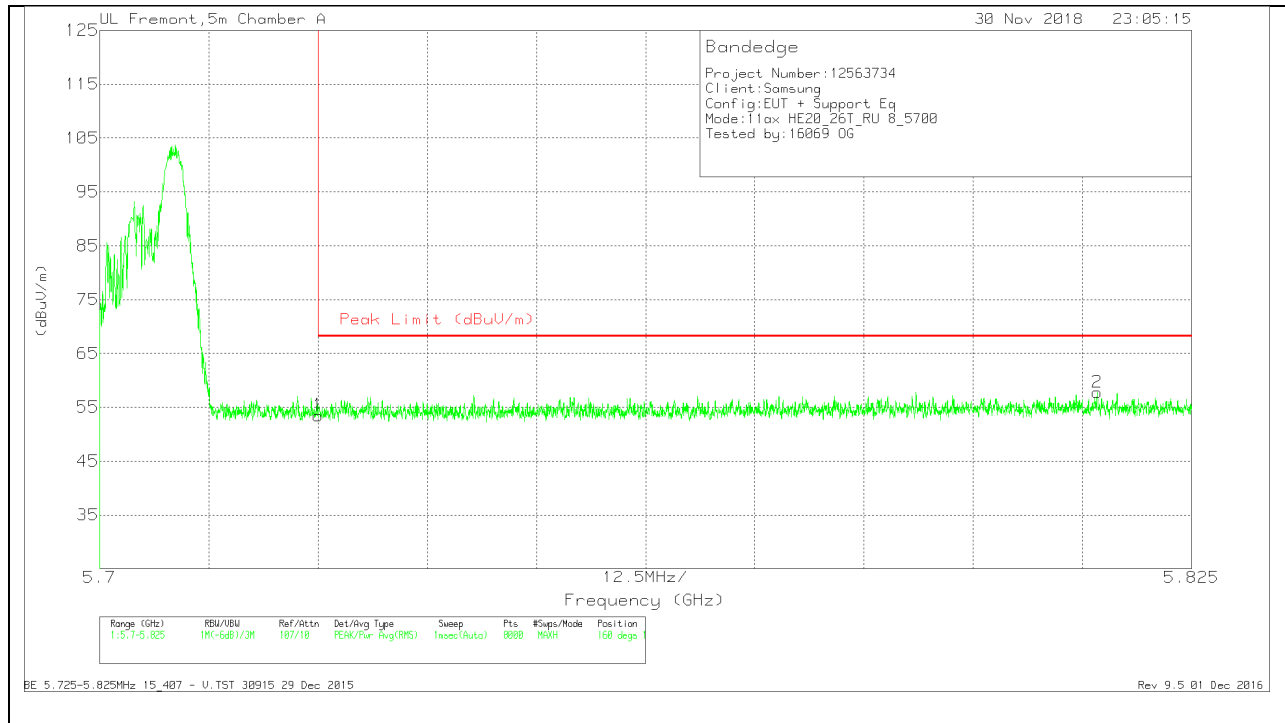
Trace Markers

Marker	Frequency (GHz)	Meter Reading (dBuV)	Det	AF T862 (dB/m)	Amp/Cb/Filtr/Pad (dB)	DC Corr (dB)	Corrected Reading (dBuV/m)	Peak Limit (dBuV/m)	PK Margin (dB)	Azimuth (Degs)	Height (cm)	Polarity
1	5.725	35.01	Pk	35	-16.9	0	53.11	68.2	-15.09	302	146	H
2	5.795	39.09	Pk	35.1	-16.5	0	57.69	68.2	-10.51	302	146	H

* - indicates frequency in CFR47 Pt 15 / IC RSS-Restricted Band

Pk - Peak detector

VERTICAL RESULT



Trace Markers

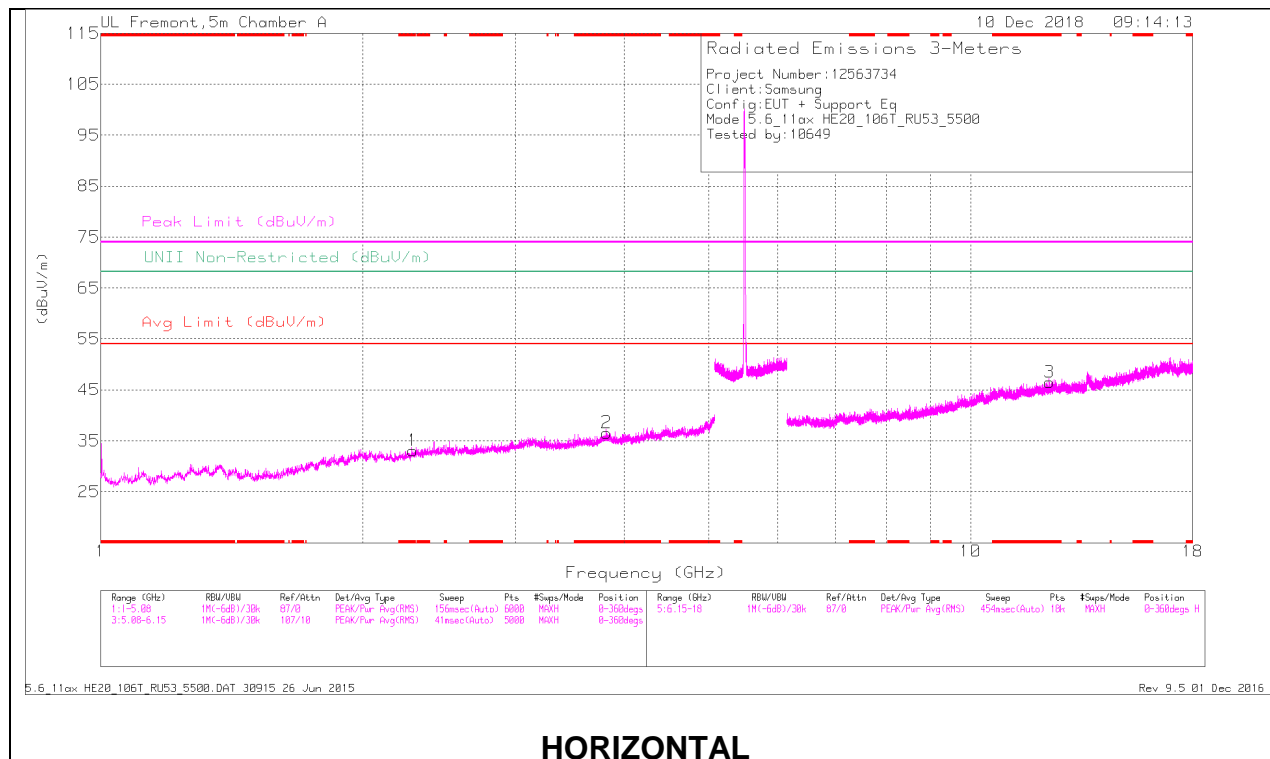
Marker	Frequency (GHz)	Meter Reading (dBuV)	Det	AF T862 (dB/m)	Amp/Cb/Filtr/Pad (dB)	DC Corr (dB)	Corrected Reading (dBuV/m)	Peak Limit (dBuV/m)	PK Margin (dB)	Azimuth (Degs)	Height (cm)	Polarity
1	5.725	35.36	PK	35	-16.9	0	53.46	68.2	-14.74	160	106	V
2	5.814	39.18	PK	35.1	-16.5	0	57.78	68.2	-10.42	160	106	V

* - indicates frequency in CFR47 Pt 15 / IC RSS-Restricted Band
 Pk - Peak detector

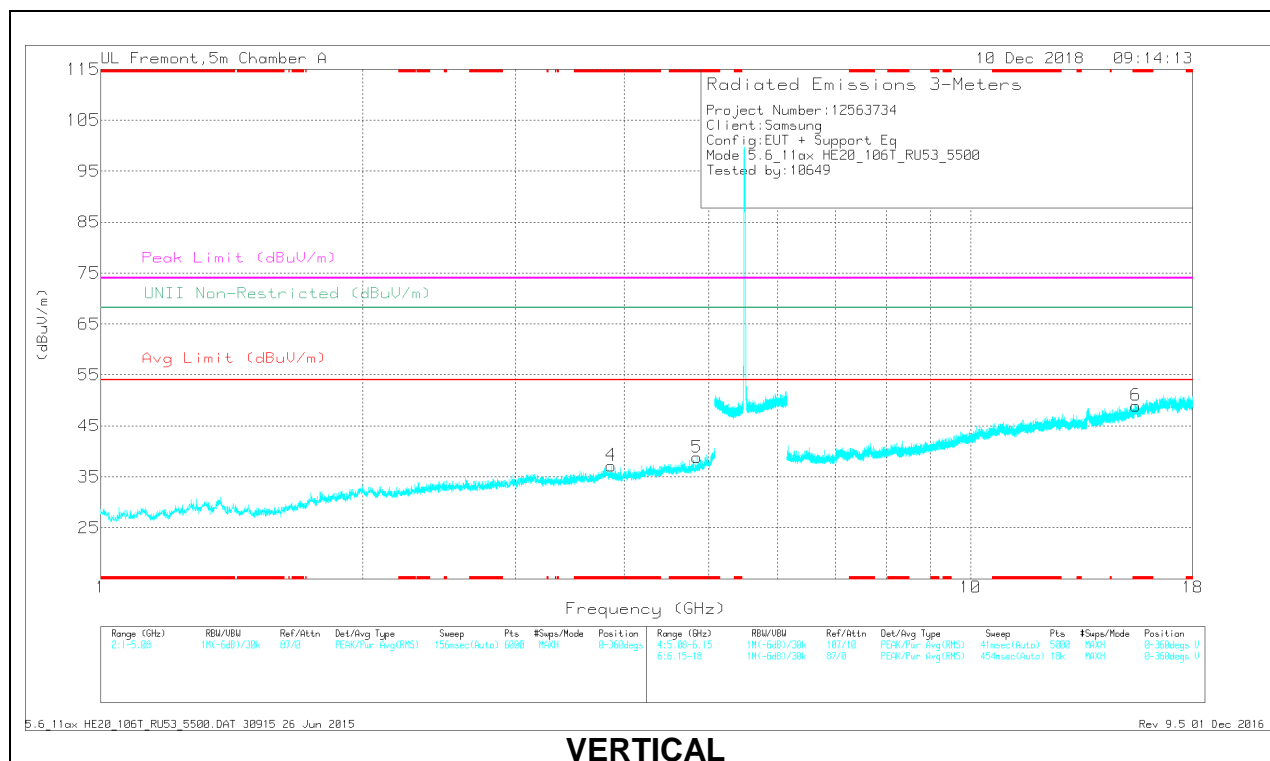
2TX Antenna 1 + Antenna 2 OFDMA MODE – 106-Tones, RU Index 53

HARMONICS AND SPURIOUS EMISSIONS

LOW CHANNEL RESULTS



HORIZONTAL



VERTICAL

RADIATED EMISSIONS

Radiated Emissions

Frequency (GHz)	Meter Reading (dBuV)	Det	AF f345 (dB/m)	Amp/Cbl/Ftr/Pad (dB)	DC Corr (dB)	Corrected Reading (dBuV/m)	Avg Limit (dBuV/m)	Margin (dB)	Peak Limit (dBuV/m)	PK Margin (dB)	UNII Non-Restricted (dBuV/m)	PK Margin (dB)	Azimuth (Degs)	Height (cm)	Polarity
* 2.283	38.22	PK-U	31.7	-30.5	0	39.42	-	-	74	-34.58	-	-	333	203	H
* 2.285	26.18	ADR	31.7	-30.4	.34	27.82	54	-26.18	-	-	-	-	333	203	H
* 3.817	37.77	PK-U	33.5	-27.7	0	43.57	-	-	74	-30.43	-	-	274	135	H
* 3.817	25.3	ADR	33.5	-27.7	.34	31.44	54	-22.56	-	-	-	-	274	135	H
* 3.862	37.44	PK-U	33.5	-28.3	0	42.64	-	-	74	-31.36	-	-	110	224	V
* 3.86	25.47	ADR	33.5	-28.2	.34	31.11	54	-22.89	-	-	-	-	110	224	V
* 4.852	35.89	PK-U	34.1	-26.2	0	43.79	-	-	74	-30.21	-	-	360	101	V
* 4.852	24.25	ADR	34.1	-26.2	.34	32.49	54	-21.51	-	-	-	-	360	101	V
* 12.328	31.35	PK-U	39	-18.4	0	51.95	-	-	74	-22.05	-	-	258	238	H
* 12.328	19.8	ADR	39	-18.4	.34	40.74	54	-13.26	-	-	-	-	258	238	H
* 11.431	35.54	PK-U	38.1	-18.2	0	55.44	-	-	74	-18.56	-	-	34	119	H
* 11.429	23.59	ADR	38.1	-18.2	.34	43.83	54	-10.17	-	-	-	-	34	119	H
* 15.498	31.02	PK-U	40.1	-16.6	0	54.52	-	-	74	-19.48	-	-	111	147	V
* 15.497	19.83	ADR	40.2	-16.5	.34	43.87	54	-10.13	-	-	-	-	111	147	V
* 11.429	40.9	PK-U	38.1	-18.1	0	60.9	-	-	74	-13.1	-	-	189	102	V
* 11.429	28.27	ADR	38.1	-18.2	.34	48.51	54	-5.49	-	-	-	-	189	102	V

* - indicates frequency in CFR47 Pt 15 / IC RSS-Restricted Band

PK-U - U-NII: Maximum Peak

ADR - U-NII AD primary method, RMS average

RADIATED EMISSIONS

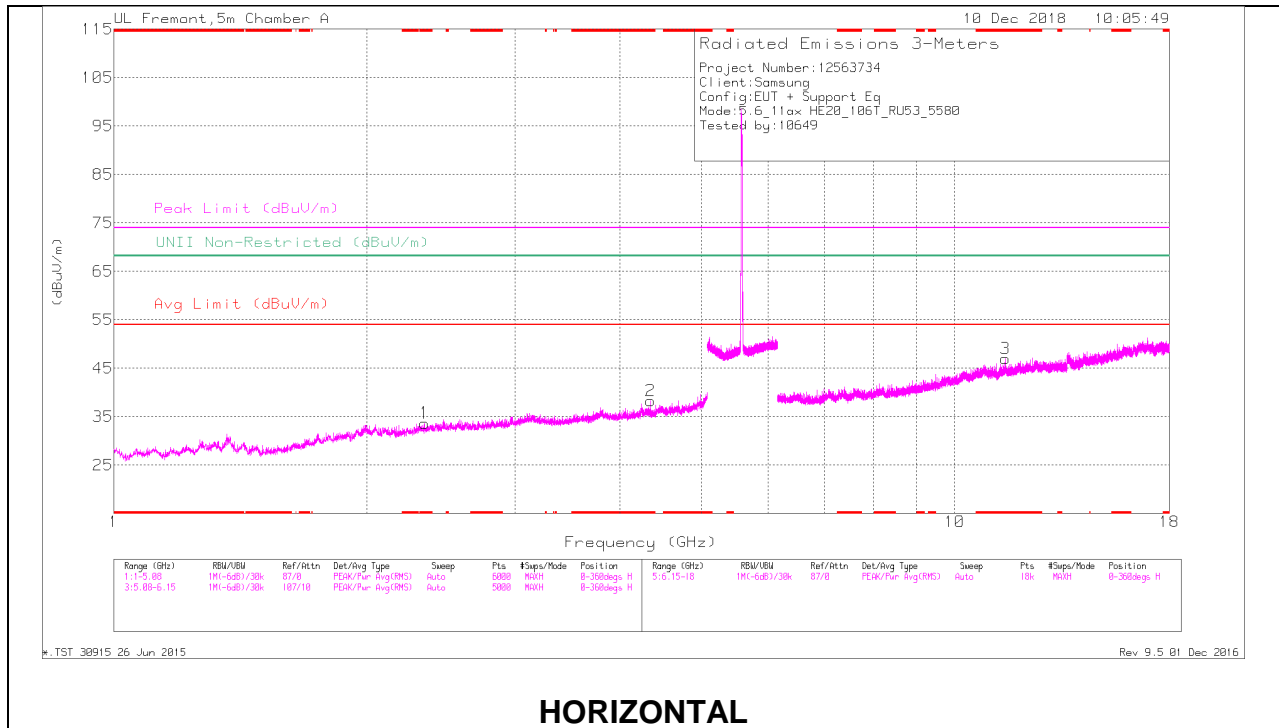
Frequency (GHz)	Meter Reading (dBuV)	Det	AF 1345 (dB/m)	Amp/Cb/Filt/Pad (dB)	DC Corr (dB)	Corrected Reading (dBuV/m)	Avg Limit (dBuV/m)	Margin (dB)	Peak Limit (dBuV/m)	PK Margin (dB)	UNII Non-Restricted (dBuV/m)	PK Margin (dB)	Asimuth (Deg)	Height (cm)	Polarity
* 2.283	38.22	PK-U	31.7	-30.5	0	39.42	-	-	74	-34.58	-	-	333	203	H
* 2.285	26.18	ADR	31.7	-30.4	-34	27.82	54	-26.18	-	-	-	-	333	203	H
* 3.817	37.77	PK-U	33.5	-27.7	0	43.57	-	-	74	-30.43	-	-	274	135	H
* 3.817	25.3	ADR	33.5	-27.7	-34	31.44	54	-22.56	-	-	-	-	274	135	H
* 3.862	37.44	PK-U	33.5	-28.3	0	42.64	-	-	74	-31.36	-	-	110	224	V
* 3.86	25.47	ADR	33.5	-28.2	-34	31.11	54	-22.89	-	-	-	-	110	224	V
* 4.852	35.89	PK-U	34.1	-26.2	0	43.79	-	-	74	-30.21	-	-	360	101	V
* 4.852	24.25	ADR	34.1	-26.2	-34	32.49	54	-21.51	-	-	-	-	360	101	V
* 12.328	31.35	PK-U	39	-18.4	0	51.95	-	-	74	-22.05	-	-	258	238	H
* 12.328	19.8	ADR	39	-18.4	-34	40.74	54	-13.26	-	-	-	-	258	238	H
* 11.431	35.54	PK-U	38.1	-18.2	0	55.44	-	-	74	-18.56	-	-	34	119	H
* 11.429	23.59	ADR	38.1	-18.2	-34	43.83	54	-10.17	-	-	-	-	34	119	H
* 15.498	31.02	PK-U	40.1	-16.6	0	54.52	-	-	74	-19.48	-	-	111	147	V
* 15.497	19.83	ADR	40.2	-16.5	-34	43.87	54	-10.13	-	-	-	-	111	147	V
* 11.429	40.9	PK-U	38.1	-18.1	0	60.9	-	-	74	-13.1	-	-	189	102	V
* 11.429	28.27	ADR	38.1	-18.2	-34	48.51	54	-5.49	-	-	-	-	189	102	V

* - indicates frequency in CFR47 Pt 15 / IC RSS-Restricted Band

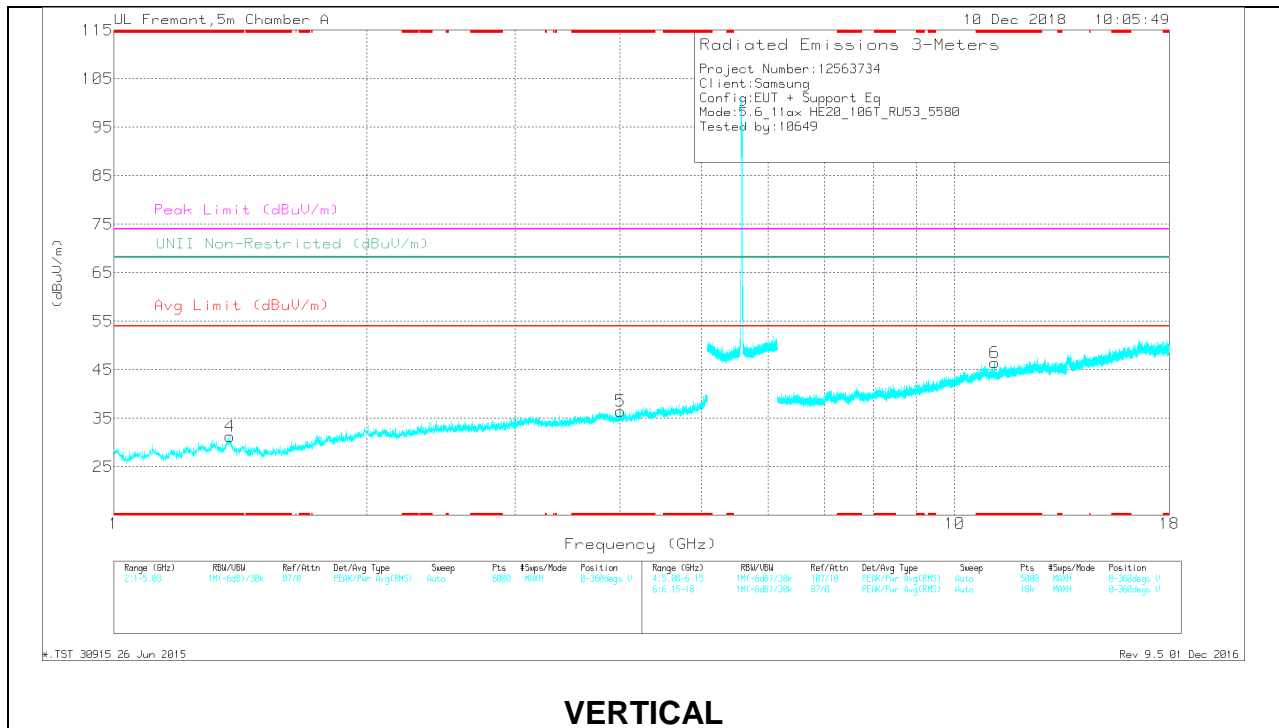
PK-U - U-NII: Maximum Peak

ADR - U-NII AD primary method, RMS average

MID CHANNEL RESULTS



HORIZONTAL



VERTICAL

RADIATED EMISSIONS

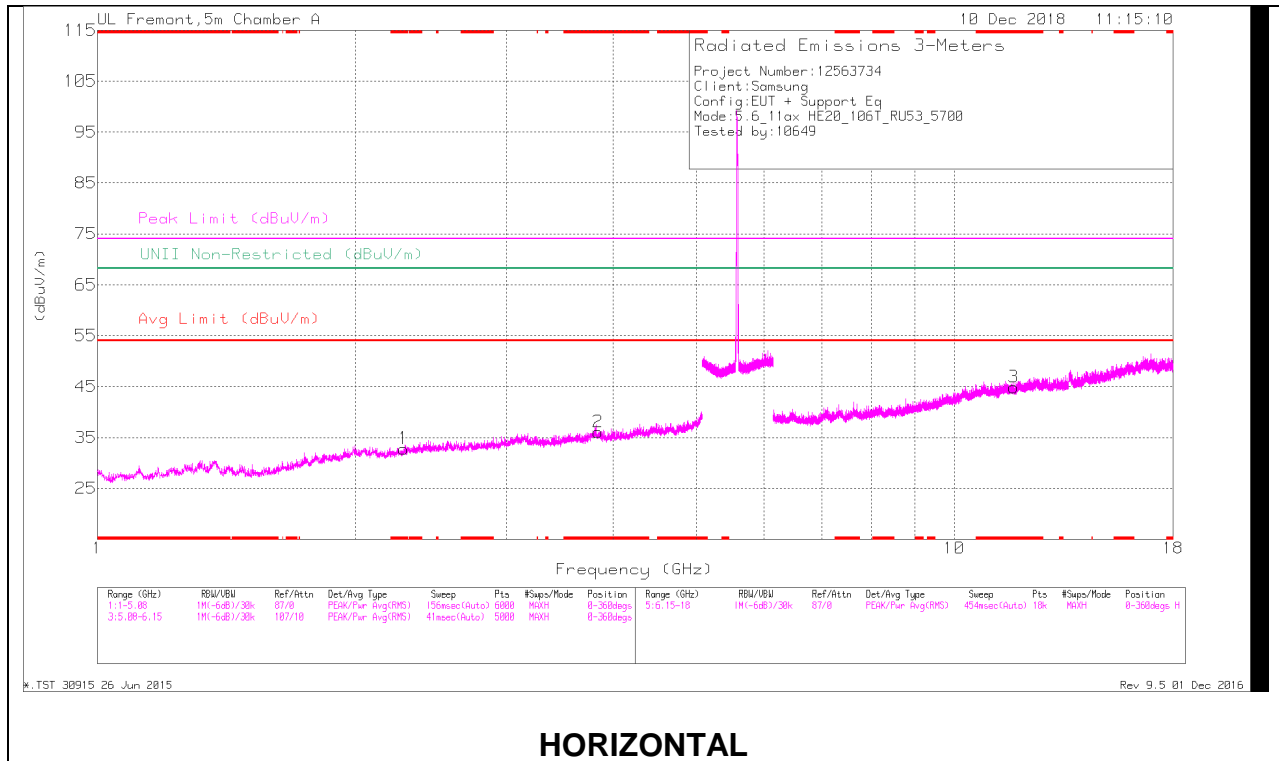
Frequency (GHz)	Meter Reading (dBu)	Det	AF T345 (dB/m)	Amp/Ch/Fit/Fed (dB)	DC Corr (dB)	Corrected Reading (dBuV/m)	Avg Limit (dBuV/m)	Margin (dB)	Peak Limit (dBuV/m)	PK Margin (dB)	UNII Non-Restricted (dBuV/m)	PK Margin (dB)	Asimuth (Deg)	Height (cm)	Polarity
* 2.34	38.02	PK-U	31.7	-29.8	0	39.92	-	-	74	-34.08	-	-	317	194	H
* 2.342	25.93	ADR	31.7	-29.8	.34	28.17	54	-25.83	-	-	-	-	317	194	H
* 4.348	36.76	PK-U	33.9	-27.8	0	42.86	-	-	74	-31.14	-	-	314	325	H
* 4.346	25.29	ADR	33.9	-27.8	.34	31.73	54	-22.27	-	-	-	-	314	325	H
* 1.373	39.92	PK-U	29.1	-31.2	0	37.82	-	-	74	-36.18	-	-	281	268	V
* 1.373	27.54	ADR	29.1	-31.2	.34	25.78	54	-28.22	-	-	-	-	281	268	V
* 4.005	35.98	PK-U	33.6	-27.4	0	42.18	-	-	74	-31.82	-	-	316	232	V
* 4.005	24.57	ADR	33.6	-27.4	.34	31.11	54	-22.89	-	-	-	-	316	232	V
* 11.48	31.98	PK-U	38.1	-18.2	0	51.88	-	-	74	-22.12	-	-	321	161	H
* 11.478	19.94	ADR	38.1	-18.2	.34	40.18	54	-13.82	-	-	-	-	321	161	H
* 11.15	34.42	PK-U	37.9	-18.5	0	53.82	-	-	74	-20.18	-	-	301	141	V
* 11.15	21.64	ADR	37.9	-18.5	.34	41.38	54	-12.62	-	-	-	-	301	141	V

* - indicates frequency in CFR47 Pt 15 / IC RSS-Restricted Band

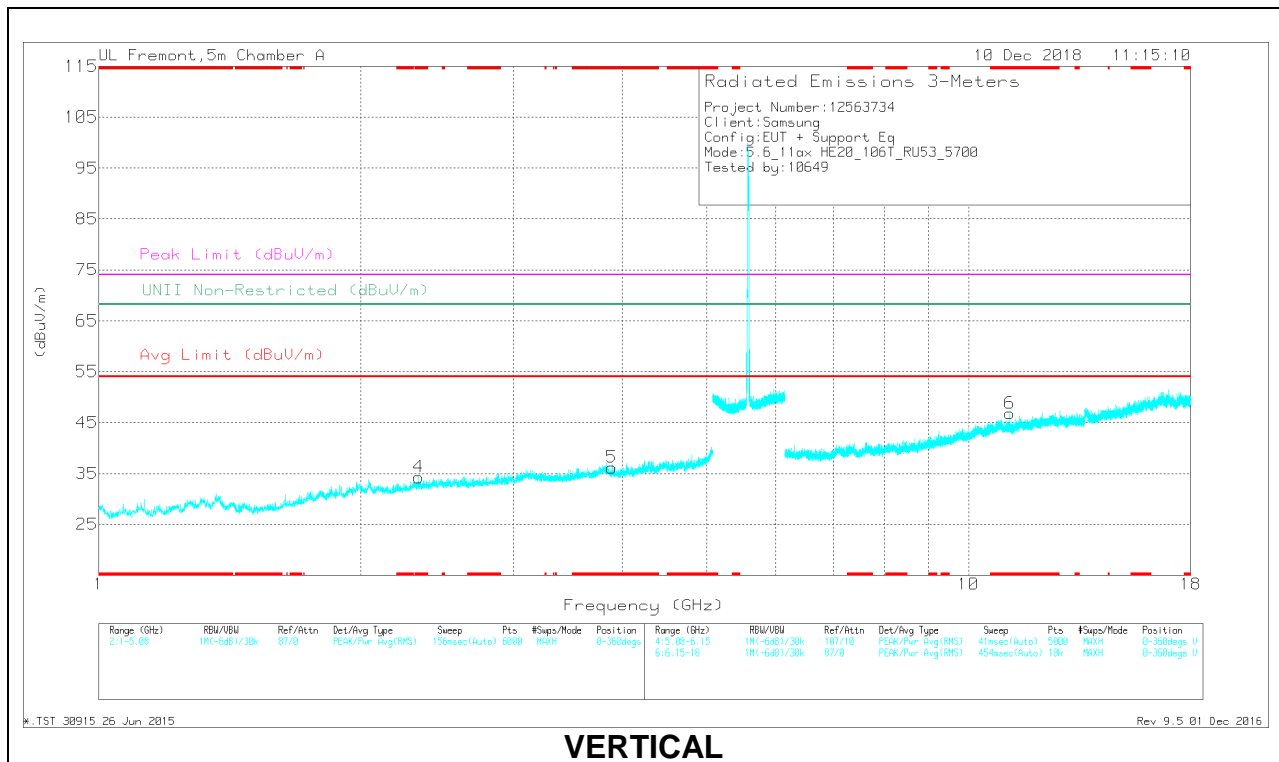
PK-U - U-NII: Maximum Peak

ADR - U-NII AD primary method, RMS average

HIGH CHANNEL RESULTS



HORIZONTAL



VERTICAL

RADIATED EMISSIONS

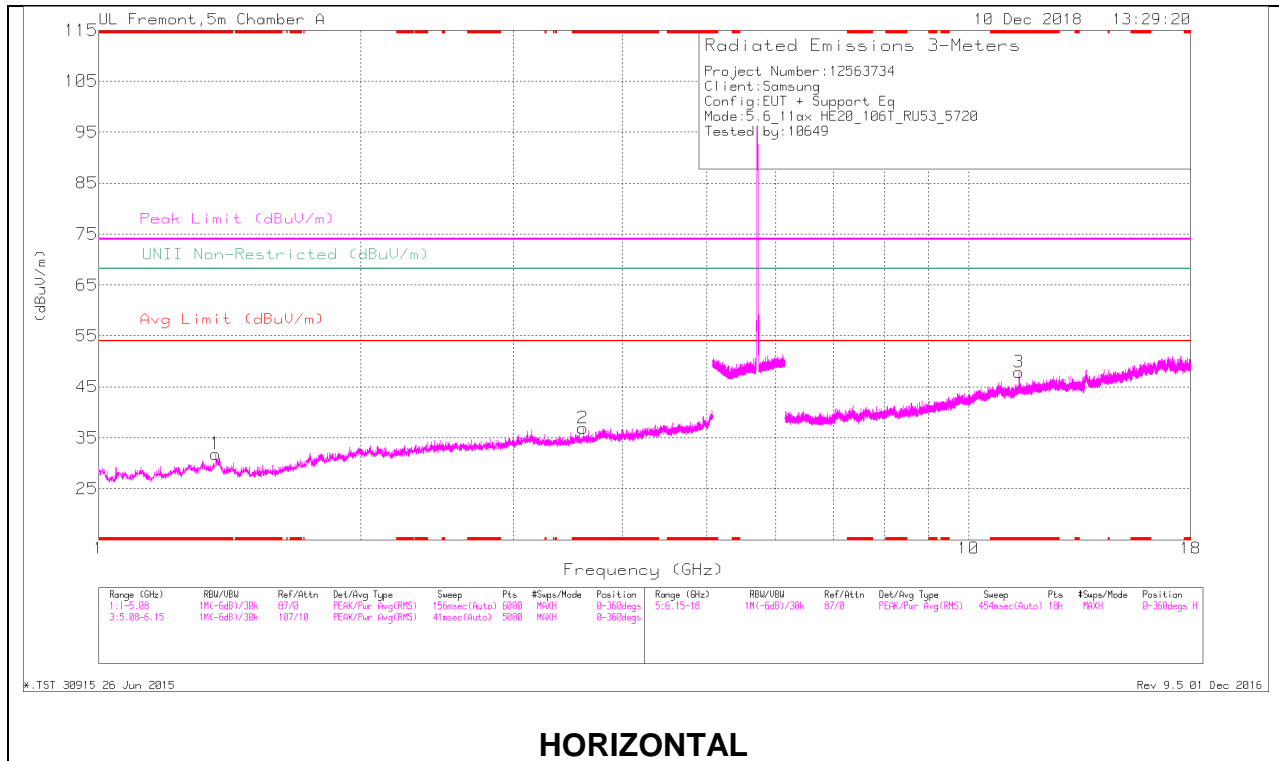
Frequency (GHz)	Meter Reading (dBuV)	Det	AF T345 (dB/m)	Amp/Cb/Filt/Pad (dB)	DC Corr (dB)	Corrected Reading (dBuV/m)	Avg Limit (dBuV/m)	Margin (dB)	Peak Limit (dBuV/m)	PK Margin (dB)	UNII Non-Restricted (dBuV/m)	PK Margin (dB)	Asimuth (Deg)	Height (cm)	Polarity
* 2.276	38.19	PK-U	31.7	-30.6	0	39.29	-	-	74	-34.71	-	-	168	151	H
* 2.275	26.86	ADR	31.7	-30.6	-34	28.3	54	-25.7	-	-	-	-	168	151	H
* 2.276	38.54	PK-U	31.7	-30.6	0	39.64	-	-	74	-34.36	-	-	344	303	H
* 2.278	26.37	ADR	31.7	-30.5	-34	27.91	54	-26.09	-	-	-	-	344	303	H
* 2.332	37.97	PK-U	31.7	-29.9	0	39.77	-	-	74	-34.23	-	-	98	376	V
* 2.331	25.92	ADR	31.7	-29.9	-34	28.06	54	-25.94	-	-	-	-	98	376	V
* 3.889	37.1	PK-U	33.6	-28.5	0	42.2	-	-	74	-31.8	-	-	291	354	V
* 3.892	25.42	ADR	33.6	-28.5	-34	30.86	54	-23.14	-	-	-	-	291	354	V
* 11.735	32.44	PK-U	38.5	-18.4	0	52.54	-	-	74	-21.46	-	-	360	138	H
* 11.736	19.69	ADR	38.5	-18.4	-34	40.13	54	-13.87	-	-	-	-	360	138	H
* 11.115	39.96	PK-U	37.9	-18.5	0	59.36	-	-	74	-14.64	-	-	193	101	V
* 11.149	23.24	ADR	37.9	-18.5	34	42.98	54	-11.02	-	-	-	-	193	101	V

* - indicates frequency in CFR47 Pt 15 / IC RSS-Restricted Band

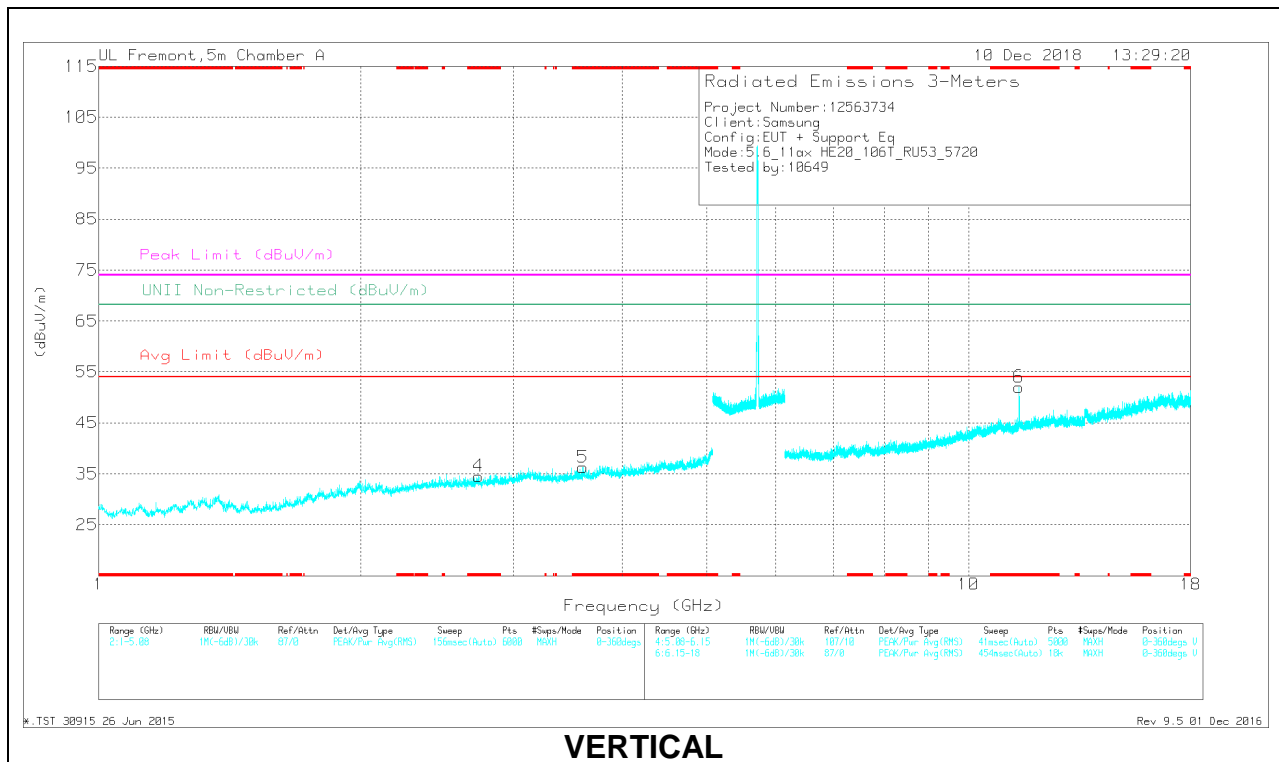
PK-U - U-NII: Maximum Peak

ADR - U-NII AD primary method, RMS average

CHANNEL 144 RESULTS



HORIZONTAL



VERTICAL

RADIATED EMISSIONS

Frequency (GHz)	Meter Reading (dBuV)	Det	AF 1345 (dB/m)	Amp/Cb/Filt/Pad (dB)	DC Corr (dB)	Corrected Reading (dBuV/m)	Avg Limit (dBuV/m)	Margin (dB)	Peak Limit (dBuV/m)	PK Margin (dB)	UNII Non-Restricted (dBuV/m)	PK Margin (dB)	Asimuth (Deg)	Height (cm)	Polarity
* 1.365	39.03	PK-U	29.2	-31.3	0	36.93	-	-	74	-37.07	-	-	184	101	H
* 1.365	27.49	ADR	29.2	-31.3	-34	25.73	54	-28.27	-	-	-	-	184	101	H
* 3.605	37.54	PK-U	33.1	-28.9	0	41.74	-	-	74	-32.26	-	-	108	123	H
* 3.605	25.6	ADR	33.1	-28.9	-34	30.14	54	-23.86	-	-	-	-	108	123	H
* 2.731	38.46	PK-U	32.4	-29.9	0	40.96	-	-	74	-33.04	-	-	311	307	V
* 2.731	26.16	ADR	32.4	-30	-34	28.9	54	-25.1	-	-	-	-	311	307	V
* 2.732	37.94	PK-U	32.4	-29.9	0	40.44	-	-	74	-33.56	-	-	311	307	V
* 2.73	26.17	ADR	32.4	-29.9	-34	29.01	54	-24.99	-	-	-	-	311	307	V
* 3.604	37.13	PK-U	33.1	-28.9	0	41.33	-	-	74	-32.67	-	-	41	114	V
* 3.603	25.72	ADR	33.2	-28.9	-34	30.36	54	-23.64	-	-	-	-	41	114	V
* 11.428	35.52	PK-U	38.1	-18.1	0	55.52	-	-	74	-18.48	-	-	34	119	H
* 11.429	23.57	ADR	38.1	-18.2	-34	43.81	54	-10.19	-	-	-	-	34	119	H
* 11.431	35.54	PK-U	38.1	-18.2	0	55.44	-	-	74	-18.56	-	-	34	119	H
* 11.429	23.59	ADR	38.1	-18.2	-34	43.83	54	-10.17	-	-	-	-	34	119	H
* 11.429	40.9	PK-U	38.1	-18.1	0	60.9	-	-	74	-13.1	-	-	189	102	V
* 11.429	28.27	ADR	38.1	-18.2	-34	48.51	54	-5.49	-	-	-	-	189	102	V

* - indicates frequency in CFR47 Pt 15 / IC RSS-Restricted Band

PK-U - U-NII: Maximum Peak

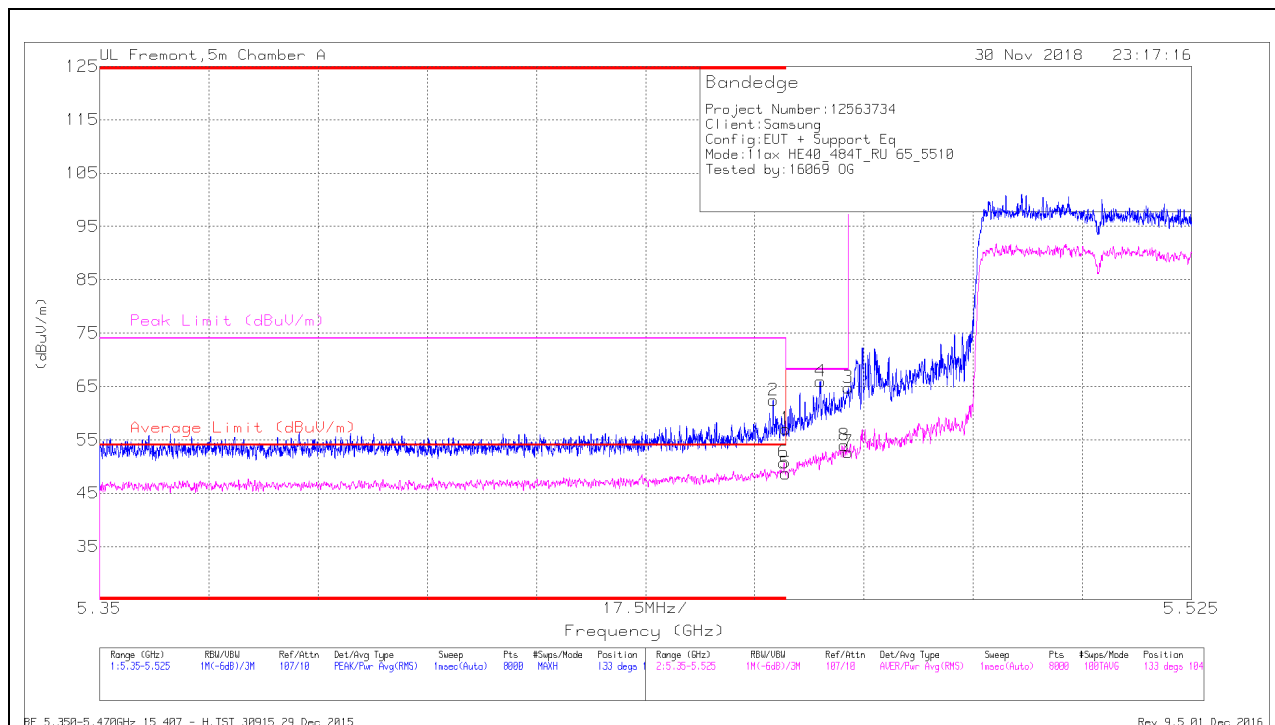
ADR - U-NII AD primary method, RMS average

9.1.20. TX ABOVE 1 GHz 802.11ax HE40 MODE IN THE 5.6 GHz BAND

2TX Antenna 1 + Antenna 2 OFDMA MODE – 484-Tones, RU Index 65

BANDEDGE (LOW CHANNEL)

HORIZONTAL RESULT



Trace Markers

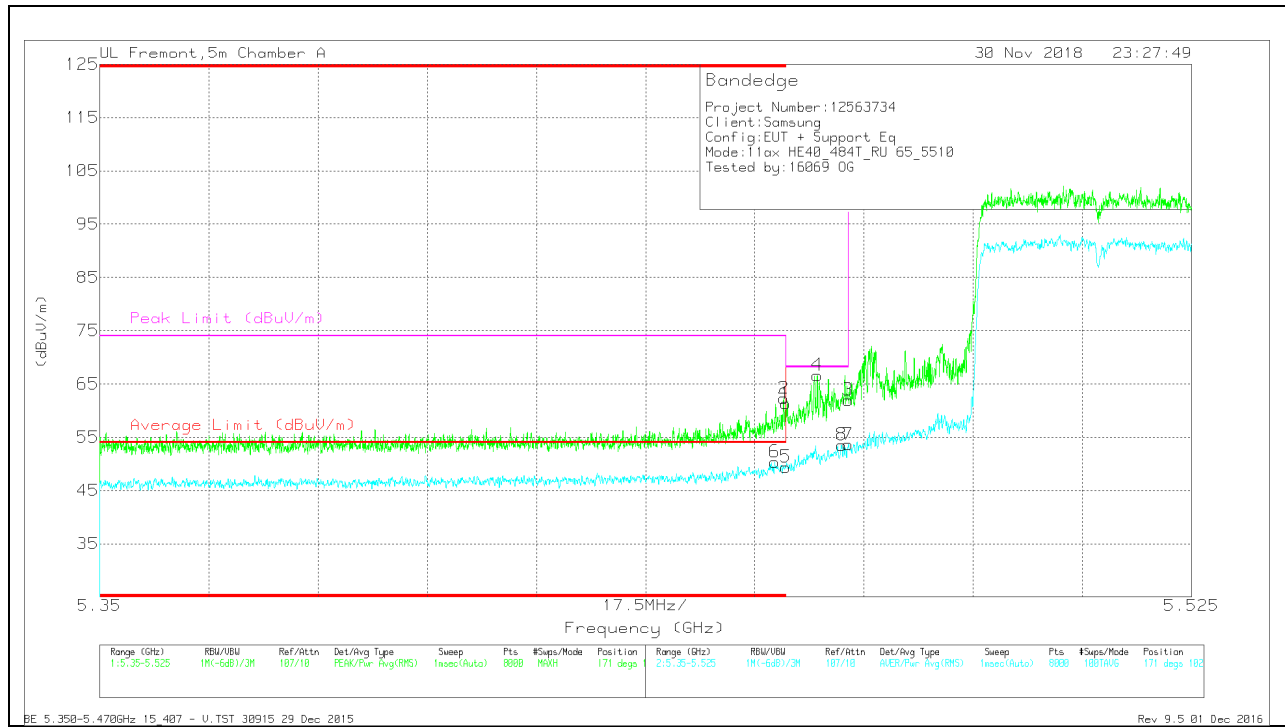
Marker	Frequency (GHz)	Meter Reading (dBuV)	Det	AF T862 (dB/m)	Amp/Cbl/Ftr/Pad (dB)	DC Corr (dB)	Corrected Reading (dBuV/m)	Average Limit (dBuV/m)	Margin (dB)	Peak Limit (dBuV/m)	PK Margin (dB)	Azimuth (Degs)	Height (cm)	Polarity
2	* 5.458	44.89	Pk	34.7	-17.2	0	62.39	-	-	74	-11.61	133	104	H
1	* 5.46	39.59	Pk	34.7	-17.2	0	57.09	-	-	74	-16.91	133	104	H
5	* 5.46	30.06	RMS	34.7	-17.2	1.13	48.69	54	-5.31	-	-	133	104	H
6	* 5.46	32.12	RMS	34.7	-17.2	1.13	50.75	54	-3.25	-	-	133	104	H
4	5.466	48.33	Pk	34.7	-17.1	0	65.93	-	-	68.2	-2.27	133	104	H
8	5.469	35.16	RMS	34.8	-17.1	1.13	53.99	-	-	-	-	133	104	H
3	5.47	47.09	Pk	34.8	-17.1	0	64.79	-	-	68.2	-3.41	133	104	H
7	5.47	33.84	RMS	34.8	-17.1	1.13	52.67	-	-	-	-	133	104	H

* - indicates frequency in CFR47 Pt 15 / IC RSS-Restricted Band

Pk - Peak detector

RMS - RMS detection

VERTICAL RESULT



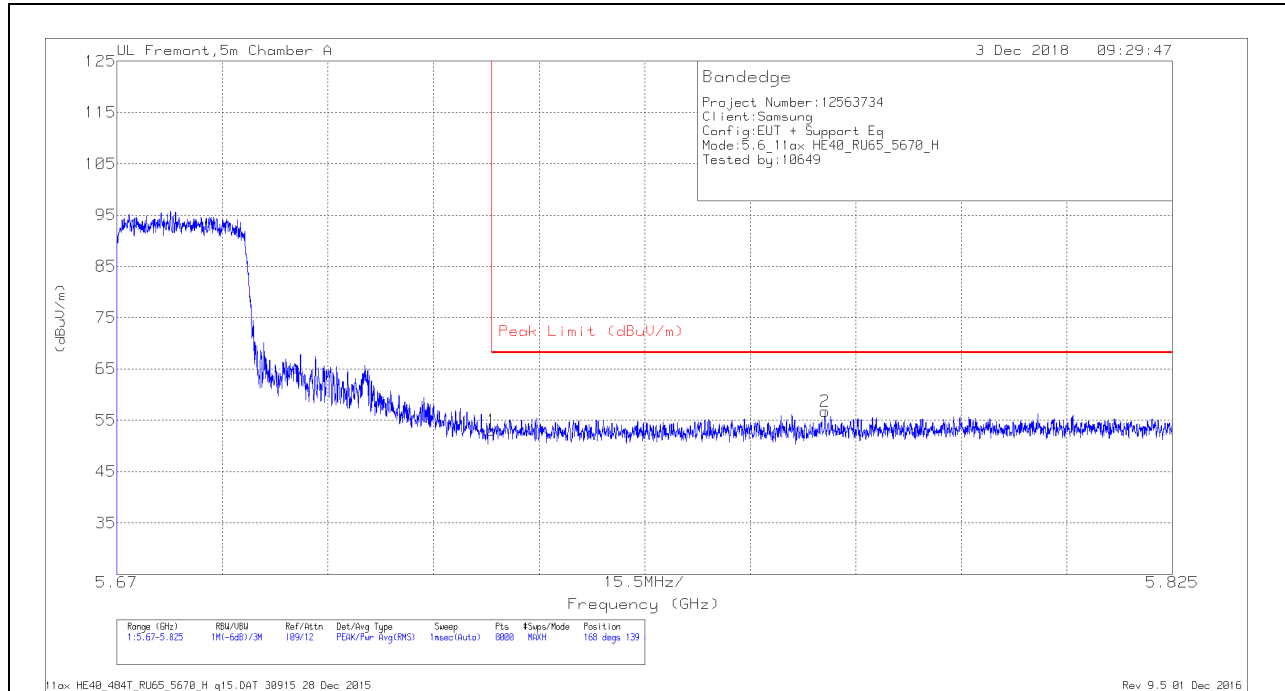
Trace Markers

Marker	Frequency (GHz)	Meter Reading (dBuV)	Det	AF T862 (dB/m)	Amp/Cb/Ftr/Pad (dB)	DC Corr (dB)	Corrected Reading (dBuV/m)	Average Limit (dBuV/m)	Margin (dB)	Peak Limit (dBuV/m)	PK Margin (dB)	Azimuth (Degs)	Height (cm)	Polarity
6	* 5.458	31.72	RMS	34.7	-17.2	1.13	50.35	54	-3.65	-	-	171	102	V
1	* 5.46	43.79	Pk	34.7	-17.2	0	61.29	-	-	74	-12.71	171	102	V
2	* 5.46	44.8	Pk	34.7	-17.2	0	62.3	-	-	74	-11.7	171	102	V
5	* 5.46	30.76	RMS	34.7	-17.2	1.13	49.39	54	-4.61	-	-	171	102	V
4	5.465	49.02	Pk	34.7	-17.1	0	66.62	-	-	68.2	-1.58	171	102	V
8	5.469	34.71	RMS	34.8	-17.1	1.13	53.54	-	-	-	-	171	102	V
3	5.47	44.25	Pk	34.8	-17.1	0	61.95	-	-	68.2	-6.25	171	102	V
7	5.47	34.77	RMS	34.8	-17.1	1.13	53.6	-	-	-	-	171	102	V

* - indicates frequency in CFR47 Pt 15 / IC RSS-Restricted Band
 Pk - Peak detector
 RMS - RMS detection

BANDEDGE (HIGH CHANNEL)

HORIZONTAL RESULT

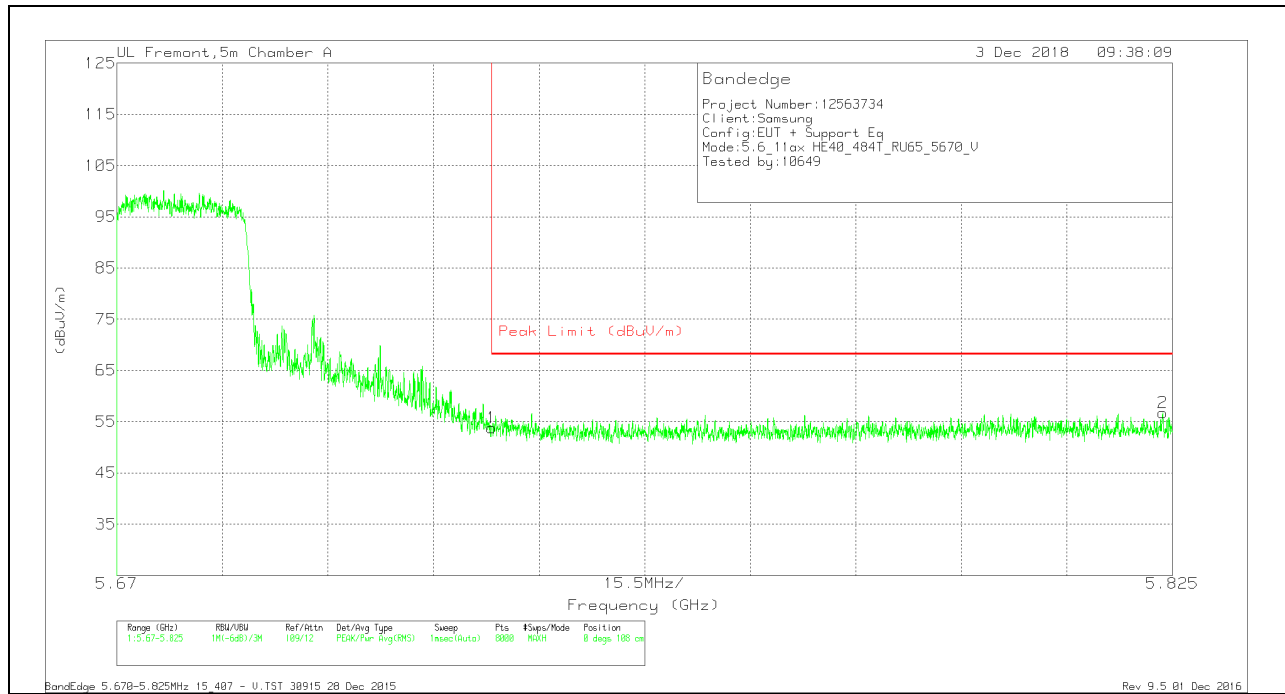


Trace Markers

Marker	Frequency (GHz)	Meter Reading (dBuV)	Det	AF T862 (dB/m)	Amp/Cbl/Filtr/Pad (dB)	Corrected Reading (dBuV/m)	Peak Limit (dBuV/m)	PK Margin (dB)	Azimuth (Degs)	Height (cm)	Polarity
1	5.725	36.15	Pk	35	-18.1	53.05	68.2	-15.15	168	139	H
2	5.774	39.56	Pk	35	-17.8	56.76	68.2	-11.44	168	139	H

Pk - Peak detector

VERTICAL RESULT



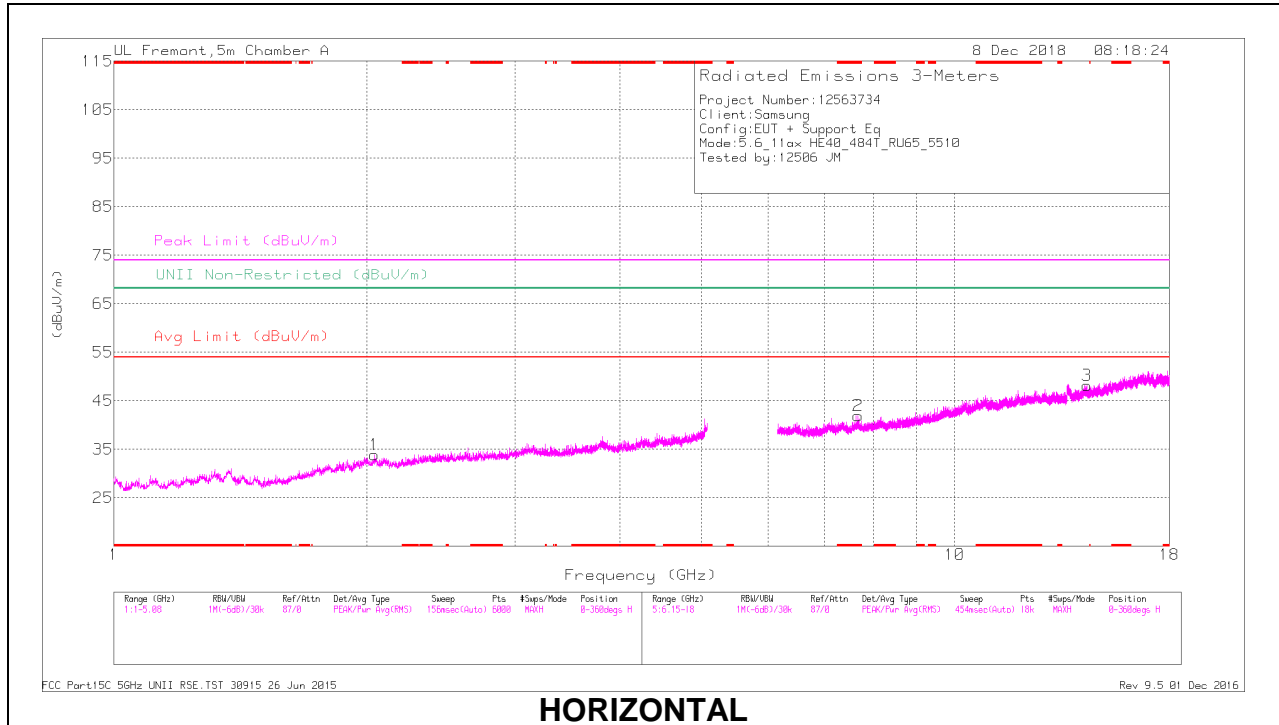
Trace Markers

Marker	Frequency (GHz)	Meter Reading (dBuV)	Det	AF T862 (dB/m)	Amp/Cbl/Filtr/Pad (dB)	Corrected Reading (dBuV/m)	Peak Limit (dBuV/m)	PK Margin (dB)	Azimuth (Degs)	Height (cm)	Polarity
1	5.725	36.87	Pk	35	-18.1	53.77	68.2	-14.43	0	108	V
2	5.824	39.45	Pk	35.1	-17.8	56.75	68.2	-11.45	0	108	V

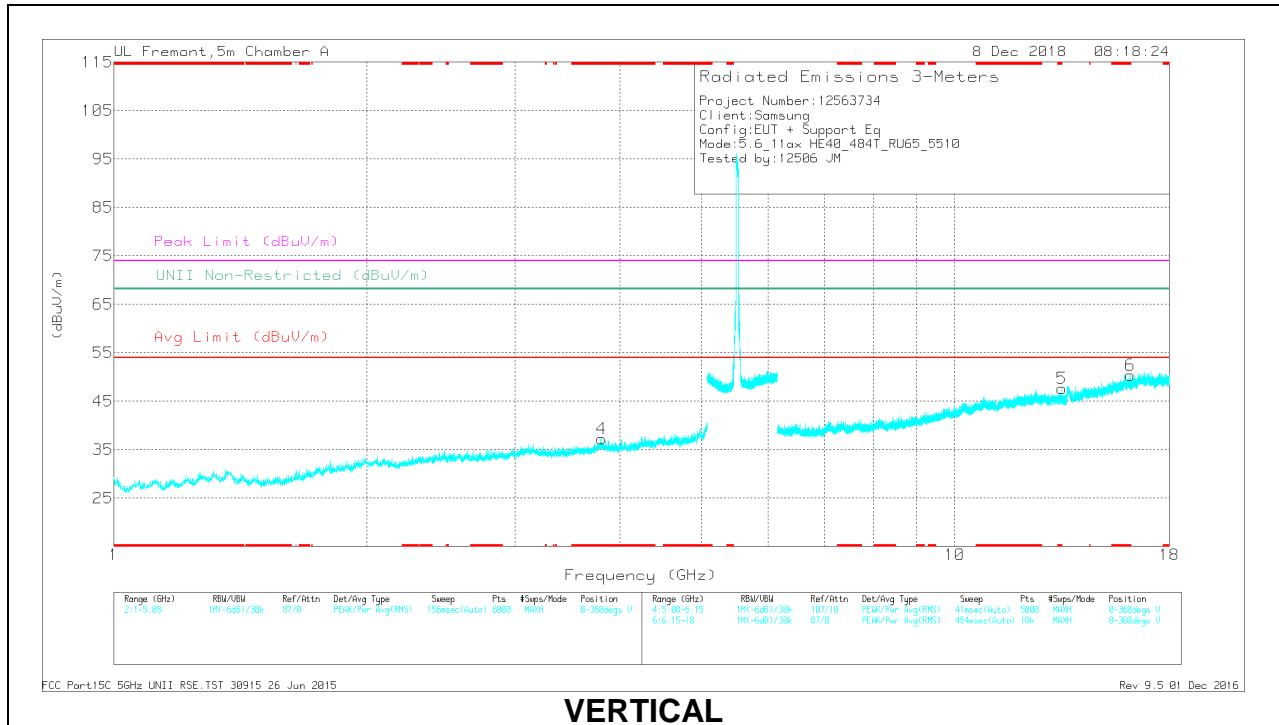
Pk - Peak detector

HARMONICS AND SPURIOUS EMISSIONS

LOW CHANNEL RESULTS



HORIZONTAL



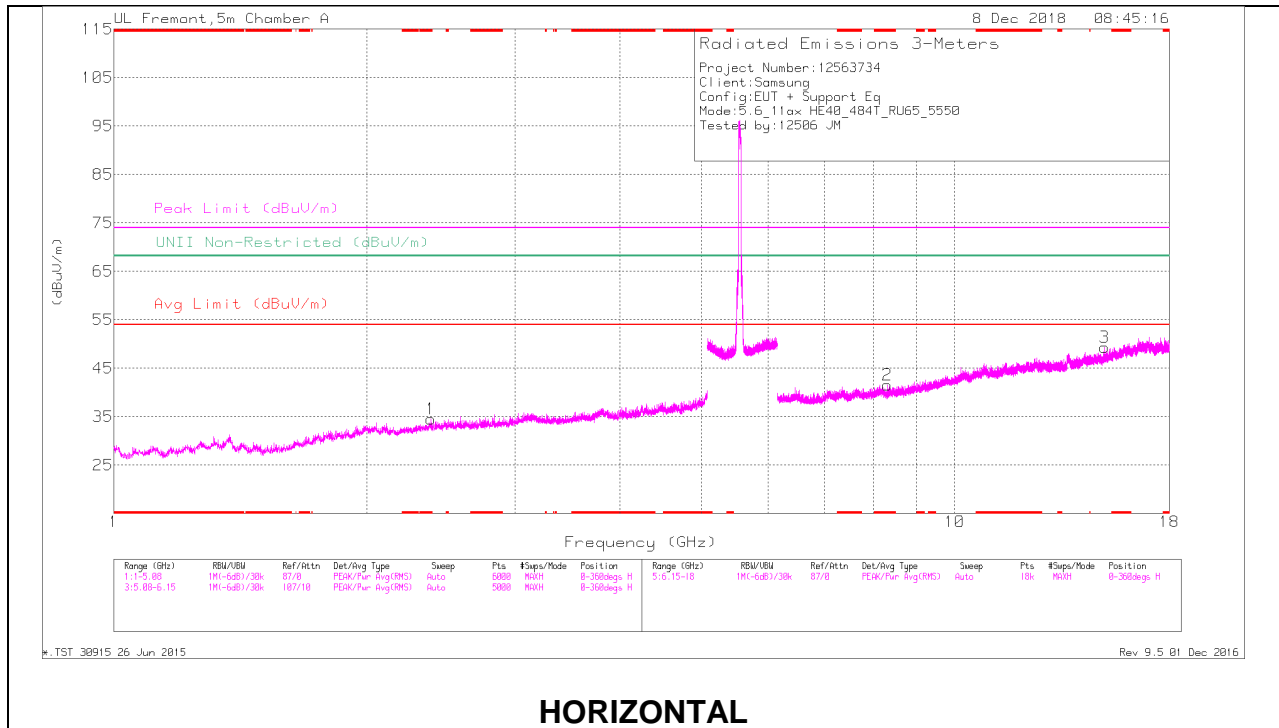
VERTICAL

RADIATED EMISSIONS

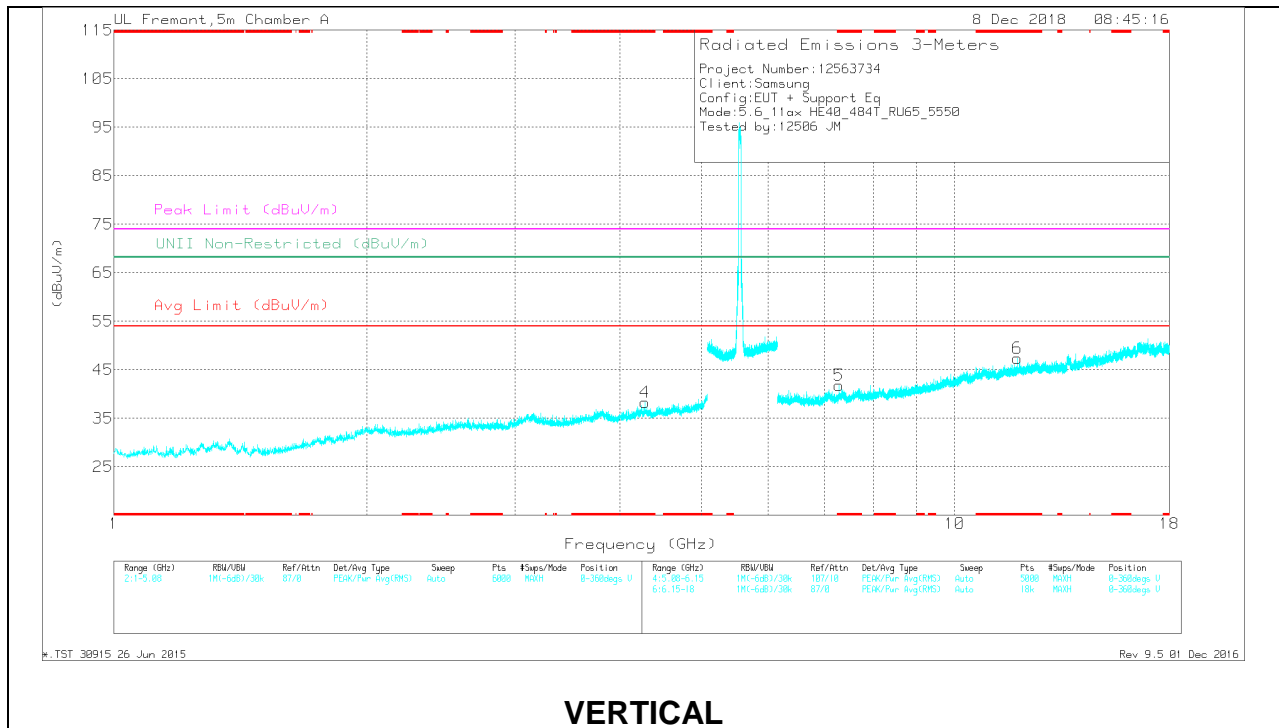
Frequency (GHz)	Meter Reading (dBuV)	Det	AF T345 (dB/m)	Amp/Chl/Ftr/Fed (dB)	DC Corr (dB)	Corrected Reading (dBuV/m)	Avg Limit (dBuV/m)	Margin (dB)	Peak Limit (dBuV/m)	PK Margin (dB)	UNII Non-Restricted (dBuV/m)	PK Margin (dB)	Asimuth (Deg)	Height (cm)	Polarity
* 3.804	36.64	PK-U	33.5	-27.5	0	42.64	-	-	74	-31.36	-	-	308	117	V
* 3.805	25.63	ADR	33.5	-27.5	1.13	32.76	54	-21.24	-	-	-	-	308	117	V
* 7.676	32.48	PK-U	35.8	-21.6	0	46.68	-	-	74	-27.32	-	-	307	123	H
* 7.677	21.67	ADR	35.8	-21.6	1.13	37	54	-17	-	-	-	-	307	123	H
* 16.185	32.65	PK-U	41	-18	0	55.65	-	-	74	-18.35	-	-	310	122	V
* 16.185	21.15	ADR	41	-18	1.13	45.28	54	-8.72	-	-	-	-	310	122	V
2.042	38.67	PK-U	31.3	-30	0	39.97	-	-	-	-	68.2	-28.23	311	182	H
13.41	31.39	PK-U	39.2	-18.5	0	52.09	-	-	-	-	68.2	-16.11	315	102	V
14.368	32.06	PK-U	39	-17.9	0	53.16	-	-	-	-	68.2	-15.04	315	146	H

* - indicates frequency in CFR47 Pt 15 / IC RSS-Restricted Band
 PK-U - U-NII: Maximum Peak
 ADR - U-NII AD primary method, RMS average

MID CHANNEL RESULTS



HORIZONTAL



VERTICAL

RADIATED EMISSIONS

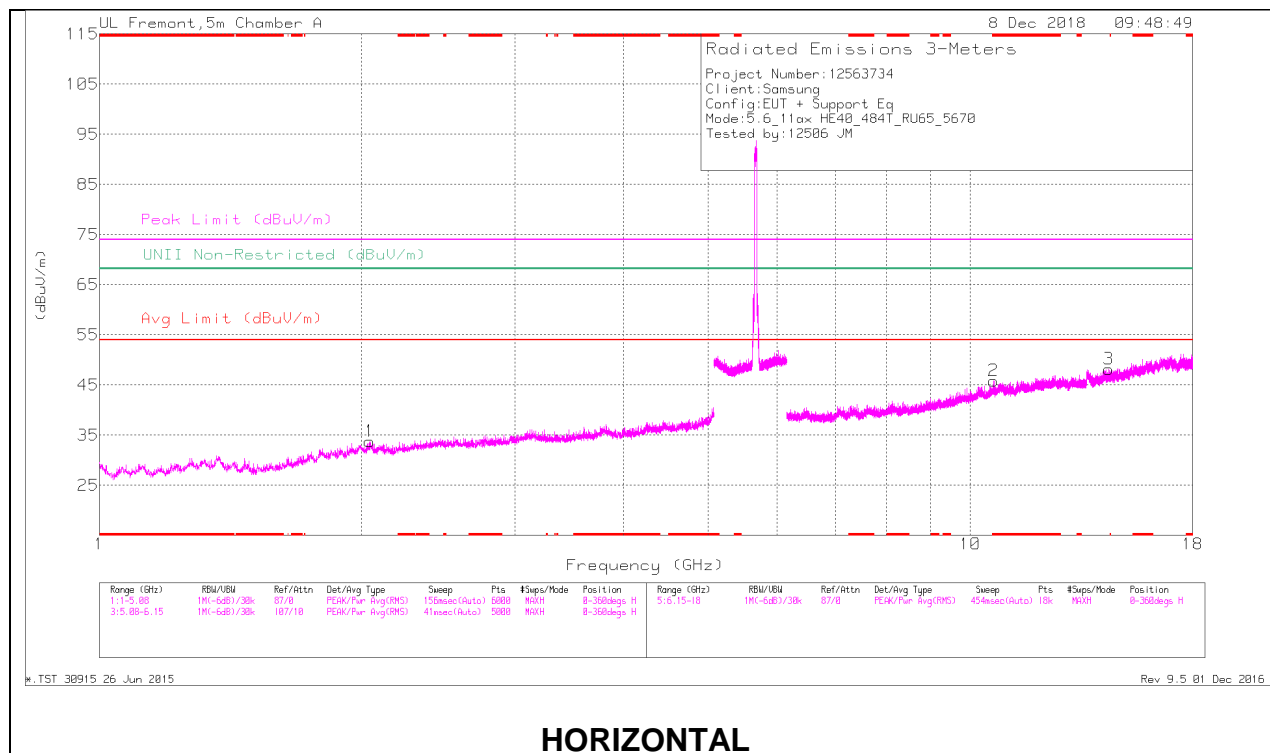
Frequency (GHz)	Meter Reading (dBuV)	Det	AF T345 (dB/m)	Amp/Ch/Ftr/Fed (dB)	DC Corr (dB)	Corrected Reading (dBuV/m)	Avg Limit (dBuV/m)	Margin (dB)	Peak Limit (dBuV/m)	PK Margin (dB)	UNII Non-Restricted (dBuV/m)	PK Margin (dB)	Asimuth (Deg)	Height (cm)	Polarity
* 2.382	38.11	PK-U	32	-30	0	40.11	-	-	74	-33.89	-	-	135	154	H
* 2.383	26.2	ADR	32	-30	1.13	29.33	54	-24.67	-	-	-	-	135	154	H
* 4.28	36.18	PK-U	33.8	-26.6	0	43.38	-	-	74	-30.62	-	-	141	185	V
* 4.281	24.75	ADR	33.8	-26.6	1.13	33.08	54	-20.92	-	-	-	-	141	185	V
* 8.321	33.05	PK-U	35.9	-22.2	0	46.75	-	-	74	-27.25	-	-	144	183	H
* 8.32	21.74	ADR	35.9	-22.2	1.13	36.57	54	-17.43	-	-	-	-	144	183	H
* 7.279	32.94	PK-U	35.6	-22.7	0	45.84	-	-	74	-28.16	-	-	40	148	V
* 7.278	21.81	ADR	35.6	-22.8	1.13	35.74	54	-18.26	-	-	-	-	40	148	V
* 11.867	31.49	PK-U	38.6	-18.2	0	51.89	-	-	74	-22.11	-	-	46	126	V
* 11.866	20.5	ADR	38.6	-18.2	1.13	42.03	54	-11.97	-	-	-	-	46	126	V
15.066	32.41	PK-U	39.8	-17.5	0	54.71	-	-	-	-	68.2	-13.49	147	147	H

* - indicates frequency in CFR47 Pt 15 / IC RSS-Restricted Band

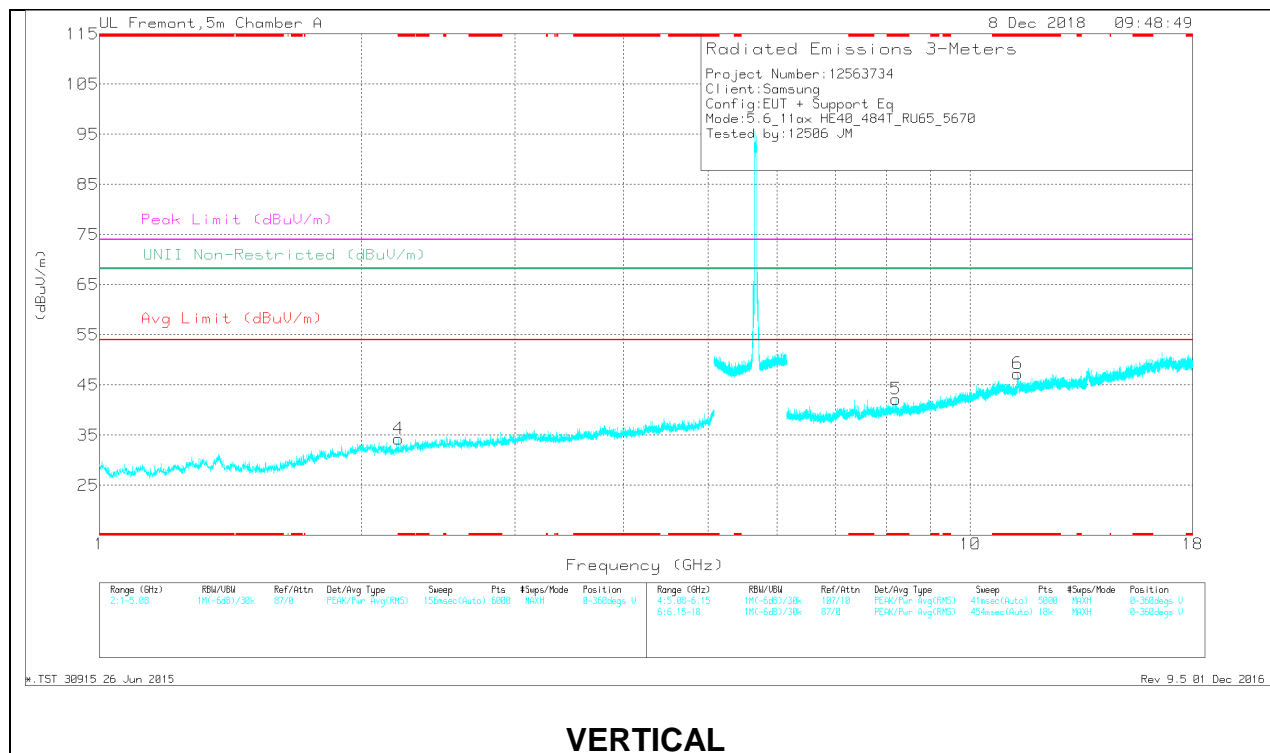
PK-U - U-NII: Maximum Peak

ADR - U-NII AD primary method, RMS average

HIGH CHANNEL RESULTS



HORIZONTAL



VERTICAL

RADIATED EMISSIONS

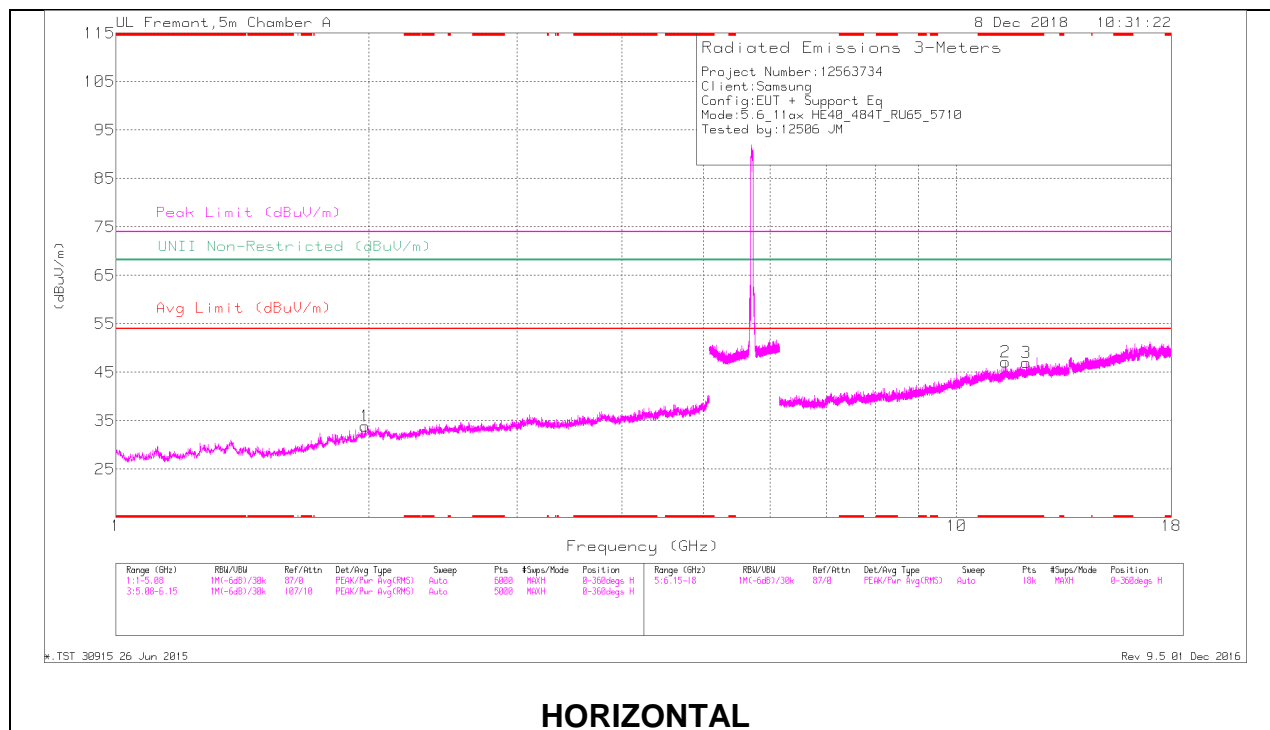
Frequency (GHz)	Meter Reading (dBuV)	Det	AF T345 (dB/m)	Amp/Cb/Filt/Pad (dB)	DC Corr (dB)	Corrected Reading (dBuV/m)	Avg Limit (dBuV/m)	Margin (dB)	Peak Limit (dBuV/m)	PK Margin (dB)	UNII Non-Restricted (dBuV/m)	PK Margin (dB)	Azimuth (Deg)	Height (cm)	Polarity
* 2.205	39.02	PK-U	31.5	-30.9	0	39.62	-	-	74	-34.38	-	-	30	328	V
* 2.204	27.19	ADR	31.5	-30.9	1.13	28.92	54	-25.08	-	-	-	-	30	328	V
* 10.629	31.98	PK-U	37.8	-18.9	0	50.88	-	-	74	-23.12	-	-	33	185	H
* 10.629	20.88	ADR	37.8	-18.9	1.13	40.91	54	-13.09	-	-	-	-	33	185	H
* 8.209	32.32	PK-U	35.9	-21.2	0	47.02	-	-	74	-26.98	-	-	62	135	V
* 8.21	21.45	ADR	35.8	-21.2	1.13	37.18	54	-16.82	-	-	-	-	62	135	V
* 11.34	32.7	PK-U	38	-18.2	0	52.5	-	-	74	-21.5	-	-	65	141	V
* 11.339	21.14	ADR	38.1	-18.2	1.13	42.17	54	-11.83	-	-	-	-	65	141	V
2.044	38.21	PK-U	31.3	-30	0	39.51	-	-	-	-	68.2	-28.69	31	350	H
14.421	32.12	PK-U	39.1	-18.1	0	53.12	-	-	-	-	68.2	-15.08	38	154	H

* - indicates frequency in CFR47 Pt 15 / IC RSS-Restricted Band

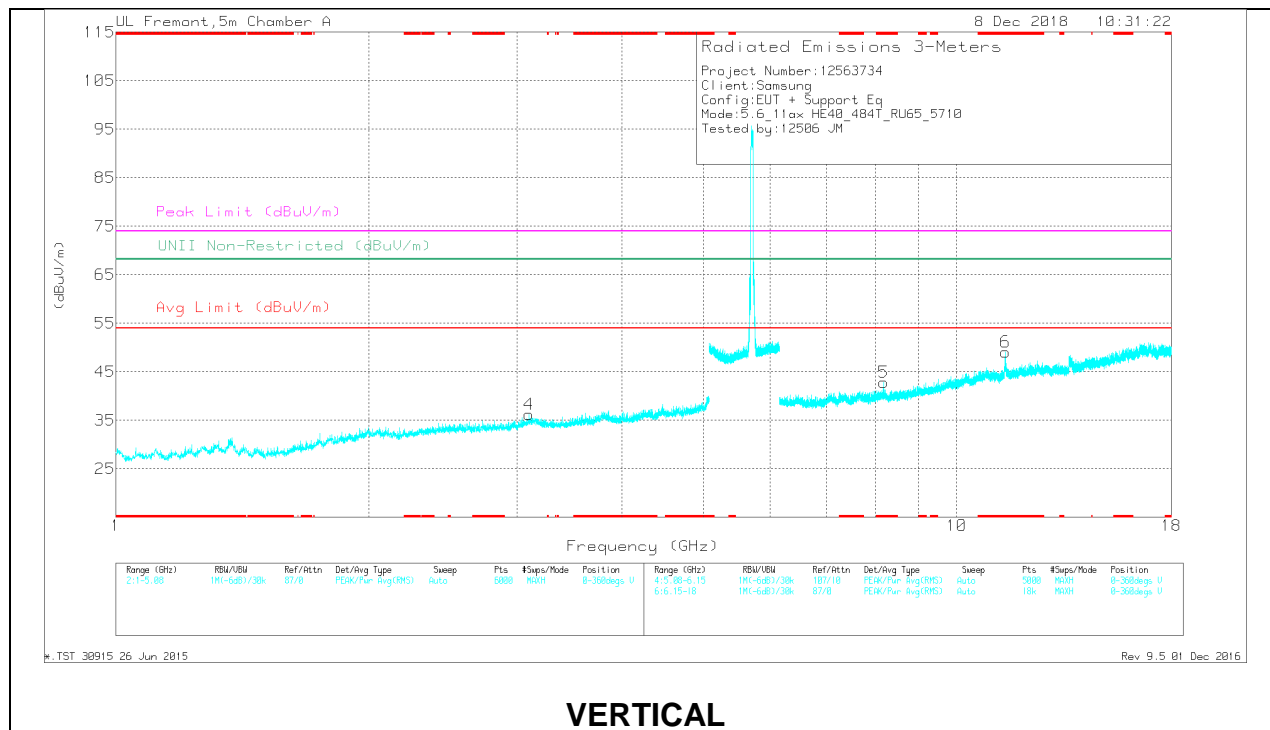
PK-U - U-NII: Maximum Peak

ADR - U-NII AD primary method, RMS average

CHANNEL 142 RESULTS



HORIZONTAL



VERTICAL

RADIATED EMISSIONS

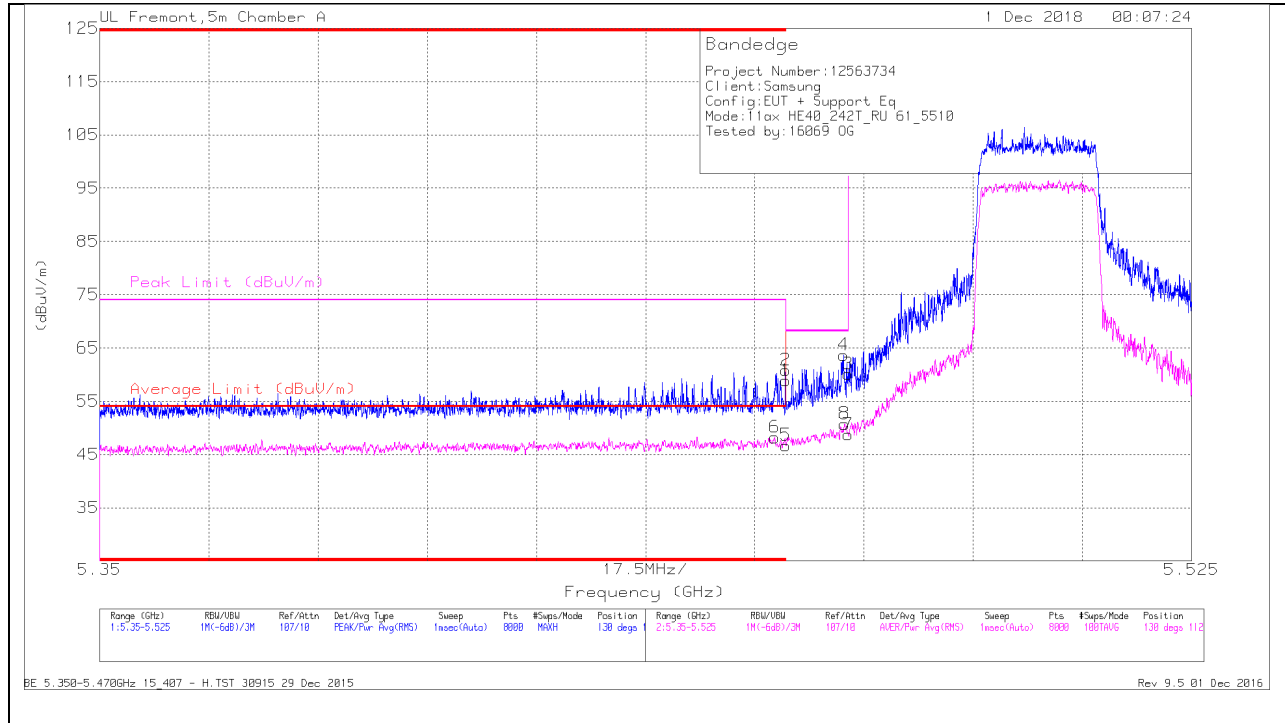
Frequency (GHz)	Meter Reading (dBuV)	Det	AF T345 (dB/m)	Amp/Ch/Fit/Fed (dB)	DC Corr (dB)	Corrected Reading (dBuV/m)	Avg Limit (dBuV/m)	Margin (dB)	Peak Limit (dBuV/m)	PK Margin (dB)	UNII Non-Restricted (dBuV/m)	PK Margin (dB)	Asimuth (Deg)	Height (cm)	Polarity
* 11.438	31.33	PK-U	38.2	-18.1	0	51.43	-	-	74	-22.57	-	-	38	161	H
* 11.437	20.41	ADR	38.1	-18.1	1.13	41.54	54	-12.46	-	-	-	-	38	161	H
* 12.106	31.29	PK-U	38.8	-18.4	0	51.69	-	-	74	-22.31	-	-	45	146	H
* 12.104	20.33	ADR	38.9	-18.4	1.13	41.96	54	-12.04	-	-	-	-	45	146	H
* 8.187	33.04	PK-U	35.9	-21.5	0	47.44	-	-	74	-26.56	-	-	342	102	V
* 8.184	21.13	ADR	35.9	-21.5	1.13	36.66	54	-17.34	-	-	-	-	342	102	V
* 8.184	32.02	PK-U	35.9	-21.5	0	46.42	-	-	74	-27.58	-	-	342	200	V
* 8.184	20.88	ADR	35.9	-21.5	1.13	36.41	54	-17.59	-	-	-	-	342	200	V
* 11.419	31.62	PK-U	38.1	-18.2	0	51.52	-	-	74	-22.48	-	-	343	188	V
* 11.421	20.67	ADR	38.1	-18.2	1.13	41.7	54	-12.3	-	-	-	-	343	188	V
1.977	39.07	PK-U	31.6	-30.7	0	39.97	-	-	-	-	68.2	-28.23	0	101	H
3.097	37.46	PK-U	33	-28.6	0	41.86	-	-	-	-	68.2	-26.34	34	212	V

* - indicates frequency in CFR47 Pt 15 / IC RSS-Restricted Band
 PK-U - U-NII: Maximum Peak
 ADR - U-NII AD primary method, RMS average

2TX Antenna 1 + Antenna 2 OFDMA MODE – 242-Tones, RU Index 61

BANDEDGE (LOW CHANNEL)

HORIZONTAL RESULT



Trace Markers

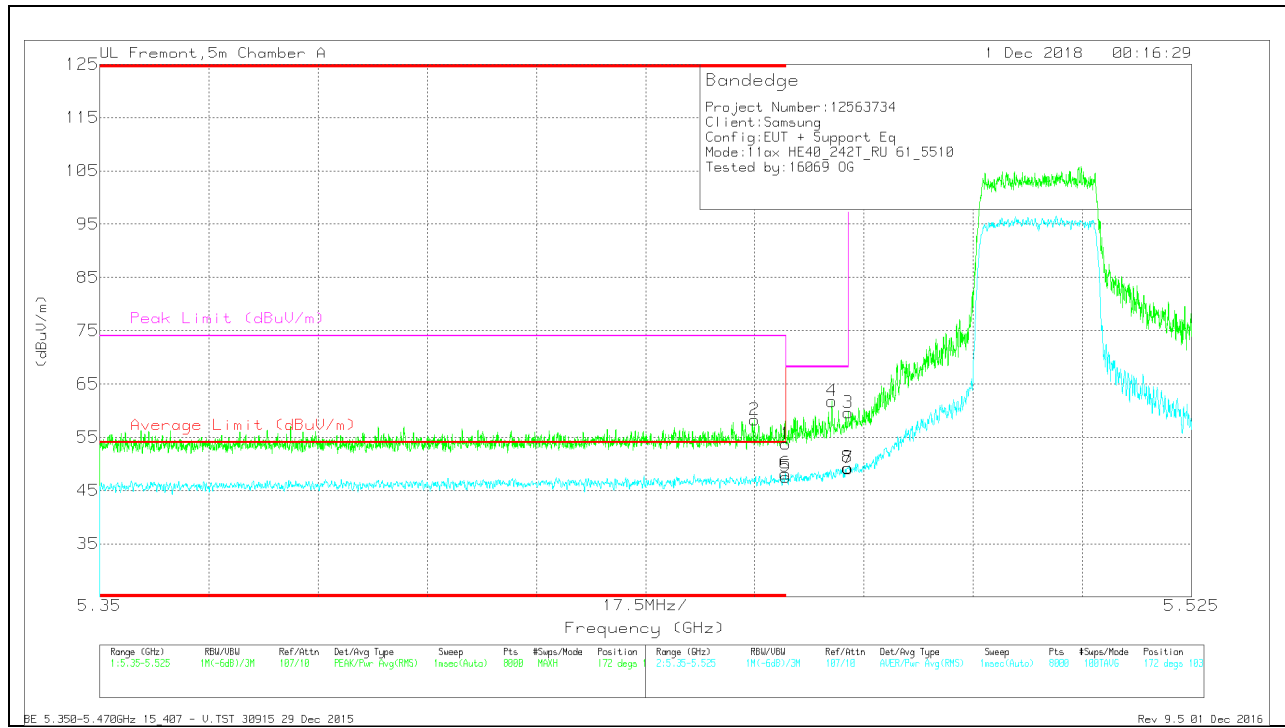
Marker	Frequency (GHz)	Meter Reading (dBuV)	Det	AF T862 (dB/m)	Amp/Ch/Filt/Pad (dB)	DC Corr (dB)	Corrected Reading (dBuV/m)	Average Limit (dBuV/m)	Margin (dB)	Peak Limit (dBuV/m)	PK Margin (dB)	Azimuth (Degs)	Height (cm)	Polarity
6	* 5.458	30.04	RMS	34.7	-17.2	.67	48.21	54	-5.79	-	-	130	112	H
1	* 5.46	41.35	Pk	34.7	-17.2	0	58.85	-	-	74	-15.15	130	112	H
2	* 5.46	43.32	Pk	34.7	-17.2	0	60.82	-	-	74	-13.18	130	112	H
5	* 5.46	28.54	RMS	34.7	-17.2	.67	46.71	54	-7.29	-	-	130	112	H
4	5.469	45.96	Pk	34.8	-17.1	0	63.66	-	-	68.2	-4.54	130	112	H
8	5.469	32.37	RMS	34.8	-17.1	.67	50.74	-	-	-	-	130	112	H
3	5.47	42.4	Pk	34.8	-17.1	0	60.1	-	-	68.2	-8.1	130	112	H
7	5.47	30.35	RMS	34.8	-17.1	.67	48.72	-	-	-	-	130	112	H

* - indicates frequency in CFR47 Pt 15 / IC RSS-Restricted Band

Pk - Peak detector

RMS - RMS detection

VERTICAL RESULT



Trace Markers

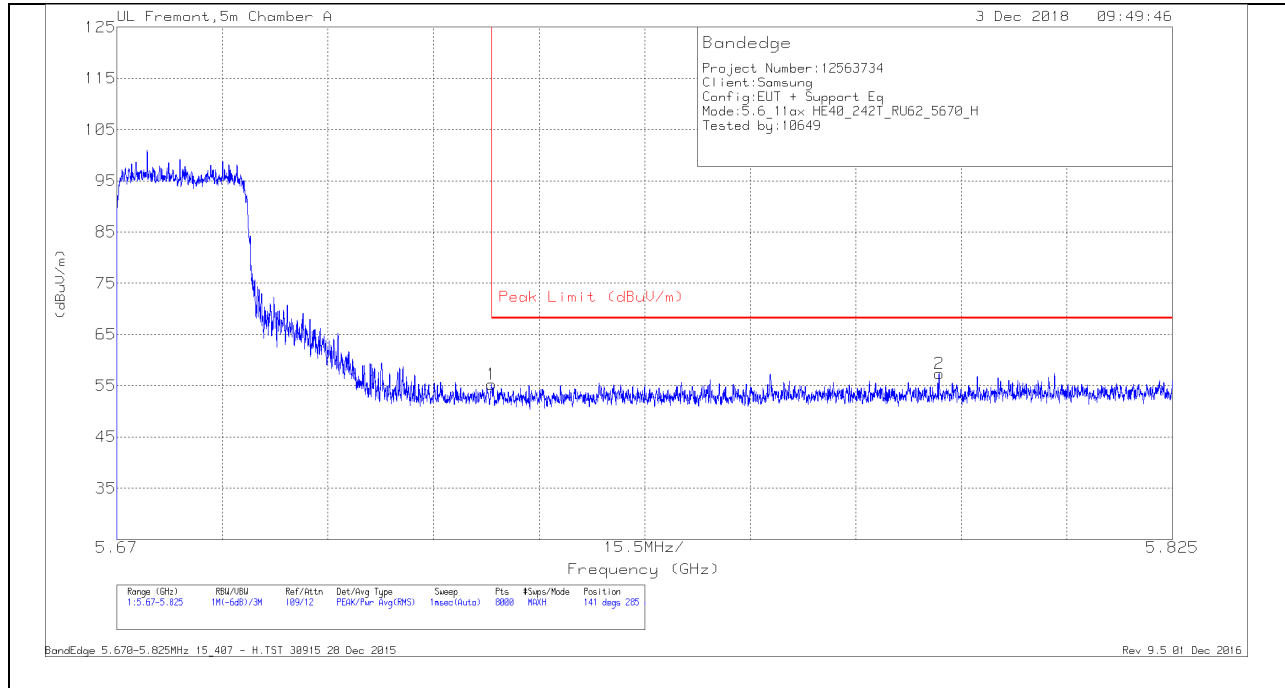
Marker	Frequency (GHz)	Meter Reading (dBuV)	Det	AF T862 (dB/m)	Amp/Cb/Ftr/Pad (dB)	DC Corr (dB)	Corrected Reading (dBuV/m)	Average Limit (dBuV/m)	Margin (dB)	Peak Limit (dBuV/m)	PK Margin (dB)	Azimuth (Degs)	Height (cm)	Polarity
2	* 5.455	40.84	Pk	34.7	-17.3	0	58.24	-	-	74	-15.76	172	103	V
1	* 5.46	36.24	Pk	34.7	-17.2	0	53.74	-	-	74	-20.26	172	103	V
5	* 5.46	29.4	RMS	34.7	-17.2	.67	47.57	54	-6.43	-	-	172	103	V
6	* 5.46	30.01	RMS	34.7	-17.2	.67	48.18	54	-5.82	-	-	172	103	V
4	5.467	44.07	Pk	34.8	-17.1	0	61.77	-	-	68.2	-6.43	172	103	V
3	5.47	41.92	Pk	34.8	-17.1	0	59.62	-	-	68.2	-8.58	172	103	V
7	5.47	30.82	RMS	34.8	-17.1	.67	49.19	-	-	-	-	172	103	V
8	5.47	30.91	RMS	34.8	-17.1	.67	49.28	-	-	-	-	172	103	V

* - indicates frequency in CFR47 Pt 15 / IC RSS-Restricted Band
 Pk - Peak detector
 RMS - RMS detection

2TX Antenna 1 + Antenna 2 OFDMA MODE – 242-Tones, RU Index 62

BANDEDGE (HIGH CHANNEL)

HORIZONTAL RESULT

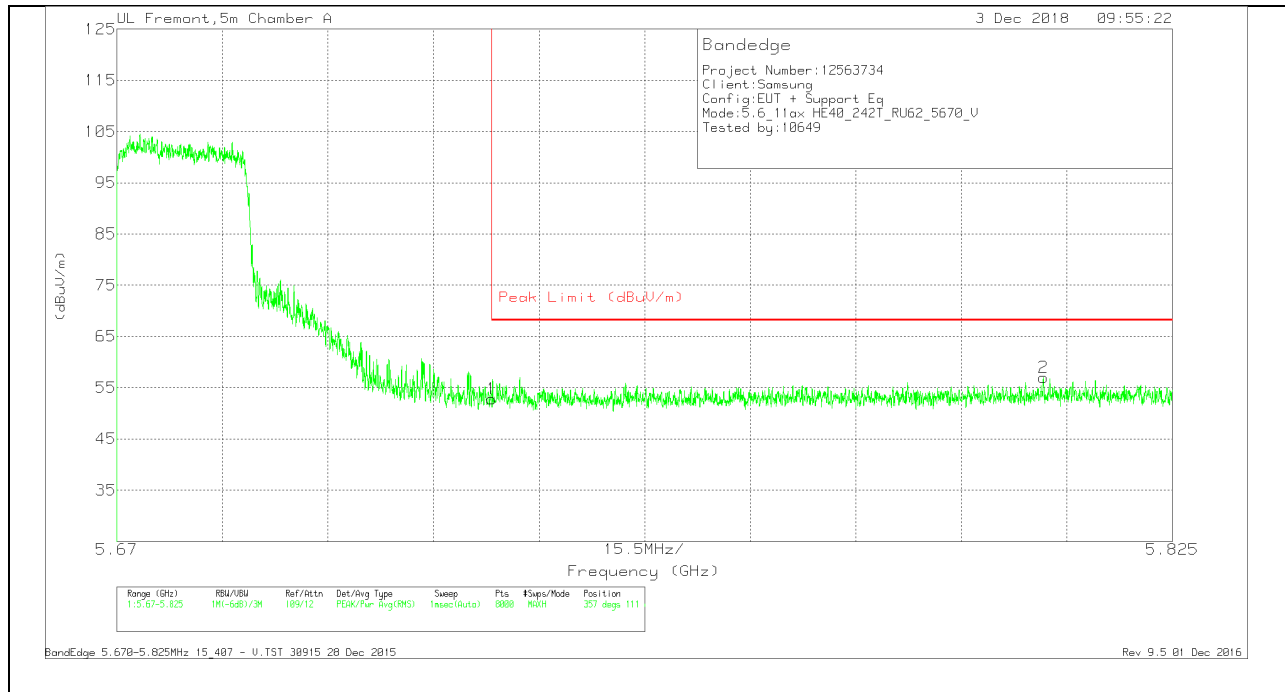


Trace Markers

Marker	Frequency (GHz)	Meter Reading (dBuV)	Det	AF T862 (dB/m)	Amp/Cb/Filtr/Pad (dB)	Corrected Reading (dBuV/m)	Peak Limit (dBuV/m)	PK Margin (dB)	Azimuth (Degs)	Height (cm)	Polarity
1	5.725	38.32	Pk	35	-18.1	55.22	68.2	-12.98	141	285	H
2	5.791	40.18	Pk	35.1	-17.9	57.38	68.2	-10.82	141	285	H

Pk - Peak detector

VERTICAL RESULT



Trace Markers

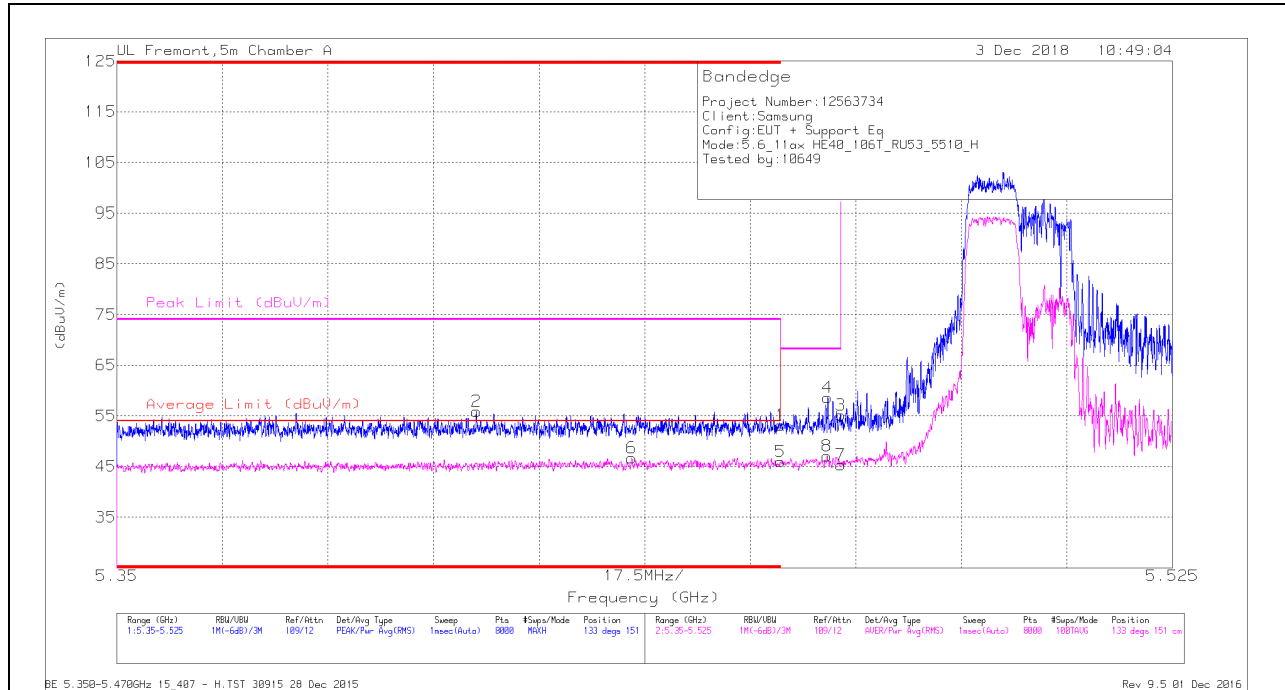
Marker	Frequency (GHz)	Meter Reading (dBuV)	Det	AF T862 (dB/m)	Amp/CbI/Filtr/Pad (dB)	Corrected Reading (dBuV/m)	Peak Limit (dBuV/m)	PK Margin (dB)	Azimuth (Degs)	Height (cm)	Polarity
1	5.725	35.87	Pk	35	-18.1	52.77	68.2	-15.43	357	111	V
2	5.806	39.58	Pk	35.1	-17.7	56.98	68.2	-11.22	357	111	V

Pk - Peak detector

2TX Antenna 1 + Antenna 2 OFDMA MODE – 106-Tones, RU Index 53

BANDEDGE (LOW CHANNEL)

HORIZONTAL RESULT



Trace Markers

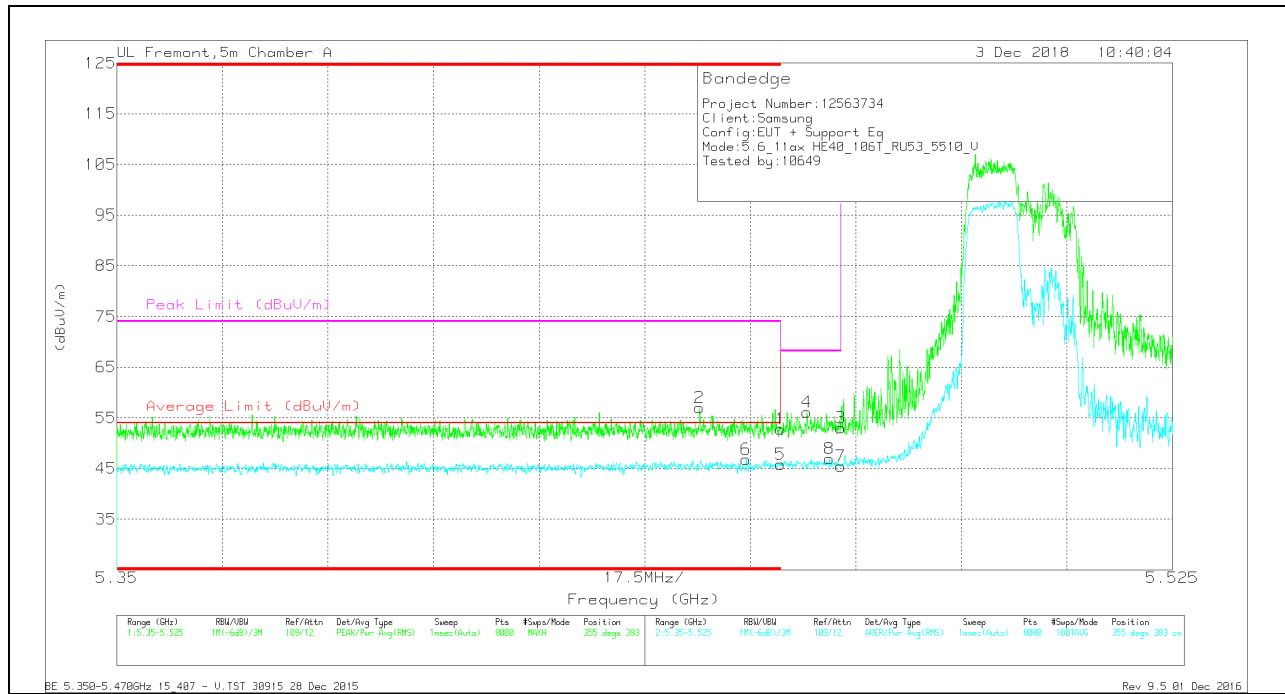
Marker	Frequency (GHz)	Meter Reading (dBuV)	Det	AF T862 (dB/m)	Amp/CbI/Ftr/Pad (dB)	DC Corr (dB)	Corrected Reading (dBuV/m)	Average Limit (dBuV/m)	Margin (dB)	Peak Limit (dBuV/m)	PK Margin (dB)	Azimuth (Degs)	Height (cm)	Polarity
1	* 5.46	36.51	Pk	34.7	-18.1	0	53.11	-	-	74	-20.89	133	151	H
2	* 5.41	39.13	Pk	34.7	-18	0	55.83	-	-	74	-18.17	133	151	H
5	* 5.46	28.93	RMS	34.7	-18.1	.36	45.89	54	-8.11	-	-	133	151	H
6	* 5.435	29.64	RMS	34.7	-18	.36	46.7	54	-7.3	-	-	133	151	H
4	5.468	41.86	Pk	34.8	-18	0	58.66	-	-	68.2	-9.54	133	151	H
8	5.468	29.93	RMS	34.8	-18	.36	47.09	-	-	-	-	133	151	H
3	5.47	38.32	Pk	34.8	-18	0	55.12	-	-	68.2	-13.08	133	151	H
7	5.47	28.18	RMS	34.8	-18	.36	45.34	-	-	-	-	133	151	H

* - indicates frequency in CFR47 Pt 15 / IC RSS-Restricted Band

Pk - Peak detector

RMS - RMS detection

VERTICAL RESULT



Trace Markers

Marker	Frequency (GHz)	Meter Reading (dBuV)	Det	AF T862 (dB/m)	Amp/Cb/Plr/Pad (dB)	DC Corr (dB)	Corrected Reading (dBuV/m)	Average Limit (dBuV/m)	Margin (dB)	Peak Limit (dBuV/m)	PK Margin (dB)	Azimuth (Degs)	Height (cm)	Polarity
1	* 5.46	36.23	Pk	34.7	-18.1	0	52.83	-	-	74	-21.17	355	383	V
2	* 5.447	40.28	Pk	34.7	-18	0	56.98	-	-	74	-17.02	355	383	V
5	* 5.46	28.81	RMS	34.7	-18.1	.36	45.77	54	-8.23	-	-	355	383	V
6	* 5.454	29.74	RMS	34.7	-18	.36	46.8	54	-7.2	-	-	355	383	V
4	5.464	39.48	Pk	34.7	-18	0	56.18	-	-	68.2	-12.02	355	383	V
8	5.468	29.75	RMS	34.8	-18	.36	46.91	-	-	-	-	355	383	V
3	5.47	36.25	Pk	34.8	-18	0	53.05	-	-	68.2	-15.15	355	383	V
7	5.47	28.32	RMS	34.8	-18	.36	45.48	-	-	-	-	355	383	V

* - indicates frequency in CFR47 Pt 15 / IC RSS-Restricted Band

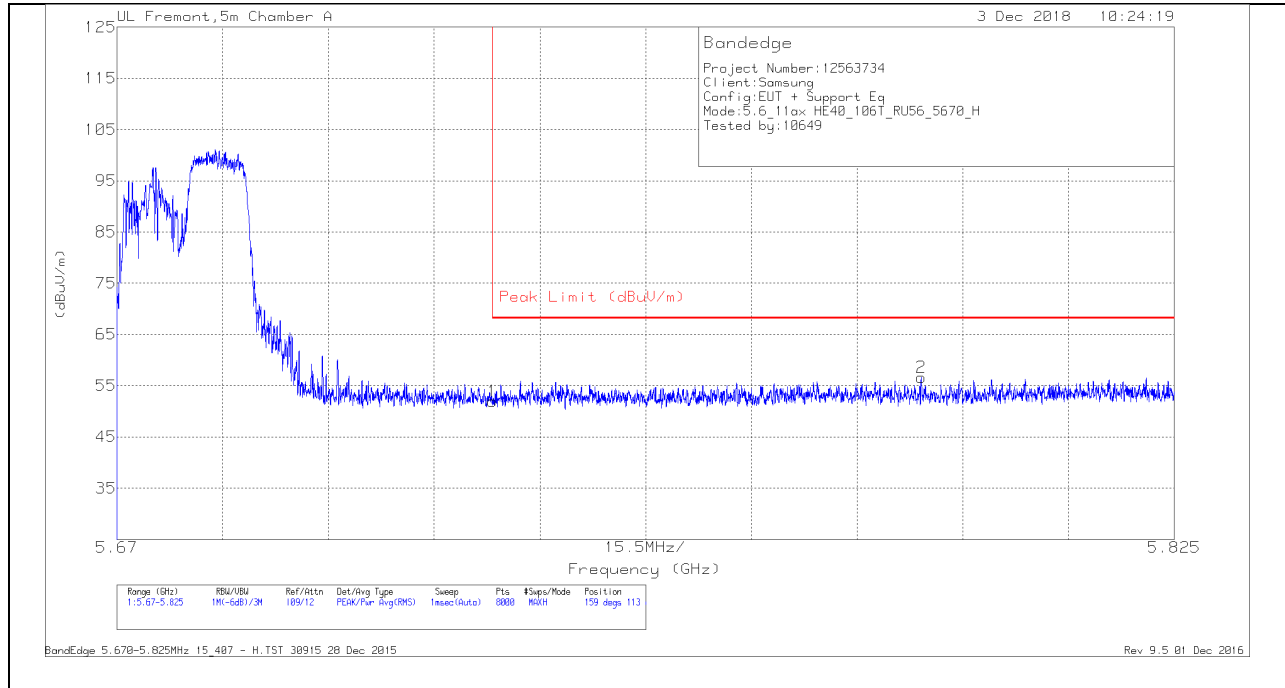
Pk - Peak detector

RMS - RMS detection

2TX Antenna 1 + Antenna 2 OFDMA MODE – 106-Tones, RU Index 56

BANDEDGE (HIGH CHANNEL)

HORIZONTAL RESULT

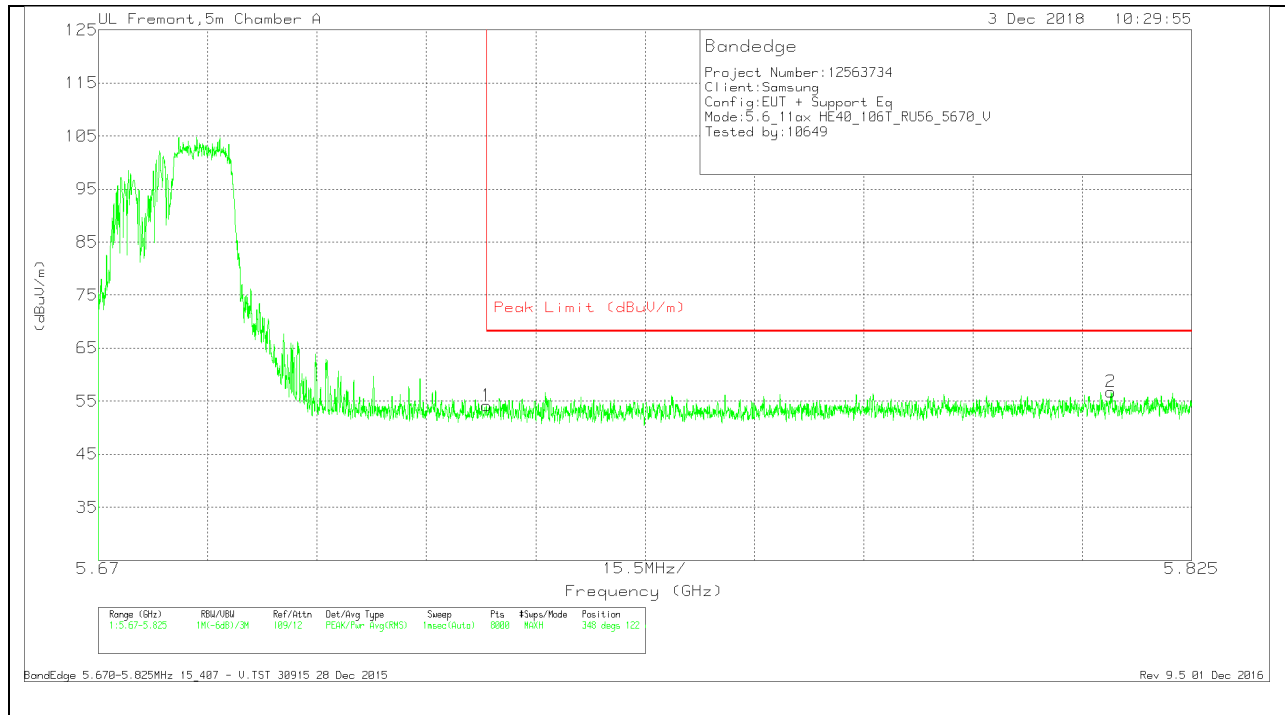


Trace Markers

Marker	Frequency (GHz)	Meter Reading (dBuV)	Det	AF T862 (dB/m)	Amp/Cbl/Filtr/Pad (dB)	Corrected Reading (dBuV/m)	Peak Limit (dBuV/m)	PK Margin (dB)	Azimuth (Degs)	Height (cm)	Polarity
1	5.725	35.02	Pk	35	-18.1	51.92	68.2	-16.28	159	113	H
2	5.788	39.46	Pk	35.1	-17.9	56.66	68.2	-11.54	159	113	H

Pk - Peak detector

VERTICAL RESULT



Trace Markers

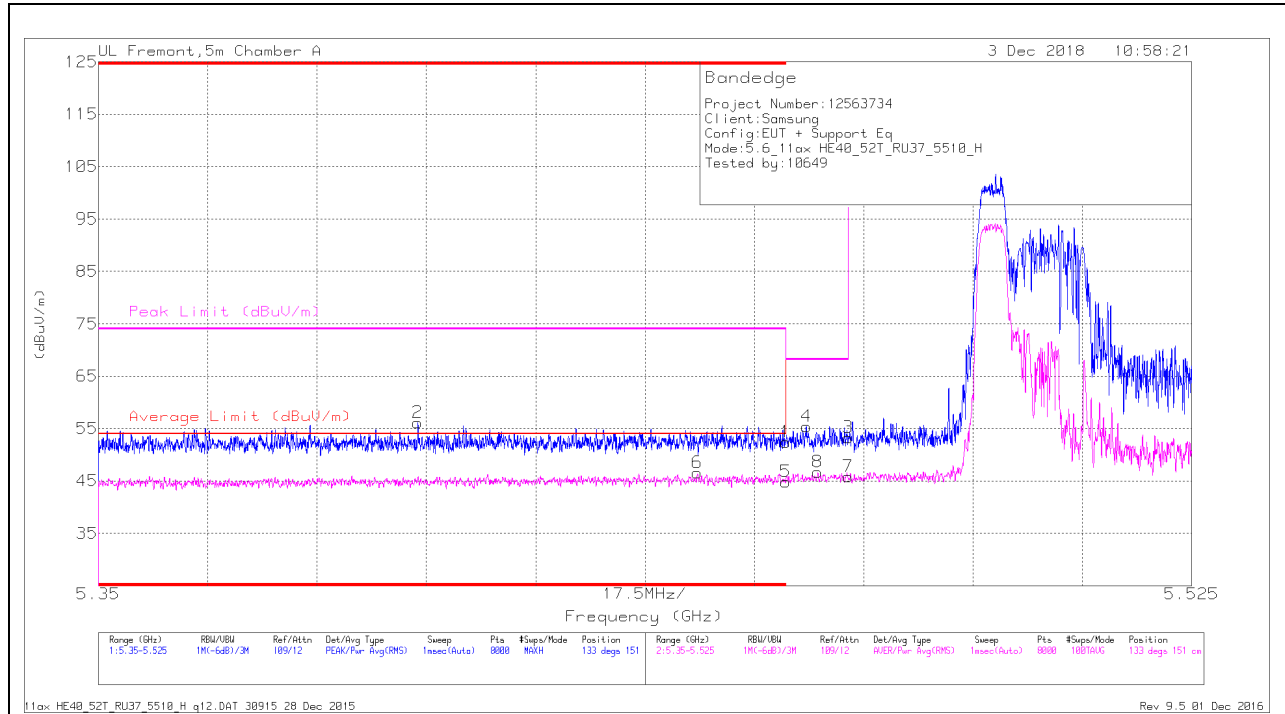
Marker	Frequency (GHz)	Meter Reading (dBuV)	Det	AF T862 (dB/m)	Amp/Cbl/Filtr/Pad (dB)	Corrected Reading (dBuV/m)	Peak Limit (dBuV/m)	PK Margin (dB)	Azimuth (Degs)	Height (cm)	Polarity
1	5.725	37.25	Pk	35	-18.1	54.15	68.2	-14.05	348	122	V
2	5.814	39.44	Pk	35.1	-17.8	56.74	68.2	-11.46	348	122	V

Pk - Peak detector

2TX Antenna 1 + Antenna 2 OFDMA MODE – 52-Tones, RU Index 37

BANDEDGE (LOW CHANNEL)

HORIZONTAL RESULT



Trace Markers

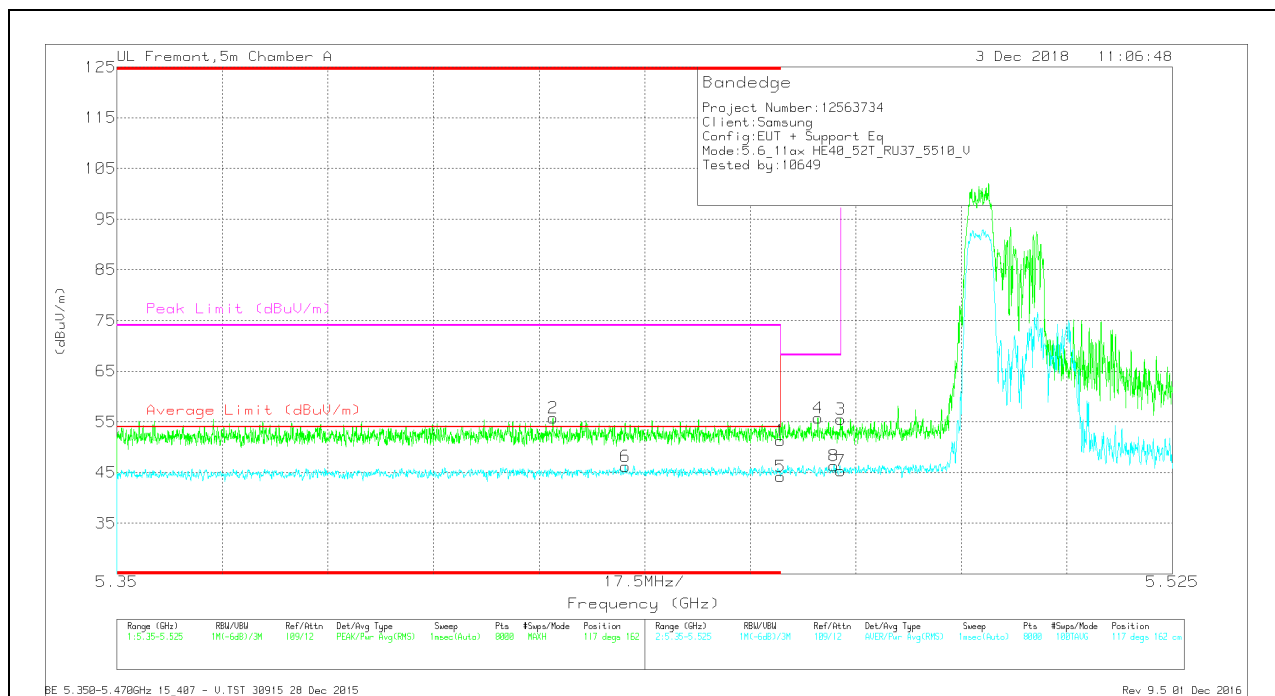
Marker	Frequency (GHz)	Meter Reading (dBuV)	Det	AF T662 (dB/m)	Amp/Cb/Wftr/Pad (dB)	DC Corr (dB)	Corrected Reading (dBuV/m)	Average Limit (dBuV/m)	Margin (dB)	Peak Limit (dBuV/m)	PK Margin (dB)	Azimuth (Degs)	Height (cm)	Polarity
2	* 5.401	39.5	Pk	34.6	-18	0	56.1	-	-	74	-17.5	133	151	H
6	* 5.446	29.47	RMS	34.7	-18	.17	46.34	54	-7.66	-	-	133	151	H
1	* 5.46	35.78	Pk	34.7	-18.1	0	52.38	-	-	74	-21.62	133	151	H
5	* 5.46	27.92	RMS	34.7	-18.1	.17	44.69	54	-9.31	-	-	133	151	H
4	5.463	38.71	Pk	34.7	-18	0	55.41	-	-	68.2	-12.79	133	151	H
8	5.465	29.65	RMS	34.7	-18	.17	46.52	-	-	-	-	133	151	H
3	5.47	36.42	Pk	34.8	-18	0	53.22	-	-	68.2	-14.98	133	151	H
7	5.47	28.62	RMS	34.8	-18	.17	45.59	-	-	-	-	133	151	H

* - indicates frequency in CFR47 Pt 15 / IC RSS-Restricted Band

Pk - Peak detector

RMS - RMS detection

VERTICAL RESULT



Trace Markers

Marker	Frequency (GHz)	Meter Reading (dBuV)	Det	AF T862 (dB/m)	Amp/CbI/PtR/Pad (dB)	DC Corr (dB)	Corrected Reading (dBuV/m)	Average Limit (dBuV/m)	Margin (dB)	Peak Limit (dBuV/m)	PK Margin (dB)	Azimuth (Degs)	Height (cm)	Polarity
1	* 5.46	34.67	Pk	34.7	-18.1	0	51.27	-	-	74	-22.73	117	162	V
2	* 5.422	39.1	Pk	34.7	-18	0	55.8	-	-	74	-18.2	117	162	V
5	* 5.46	27.59	RMS	34.7	-18.1	.17	44.36	54	-9.64	-	-	117	162	V
6	* 5.434	29.48	RMS	34.7	-18	.17	46.35	54	-7.65	-	-	117	162	V
4	5.466	39.08	Pk	34.7	-18	0	55.78	-	-	68.2	-12.42	117	162	V
8	5.469	29.45	RMS	34.8	-17.9	.17	46.52	-	-	-	-	117	162	V
3	5.47	38.72	Pk	34.8	-18	0	55.52	-	-	68.2	-12.68	117	162	V
7	5.47	28.55	RMS	34.8	-18	.17	45.52	-	-	-	-	117	162	V

* - indicates frequency in CFR47 Pt 15 / IC RSS-Restricted Band

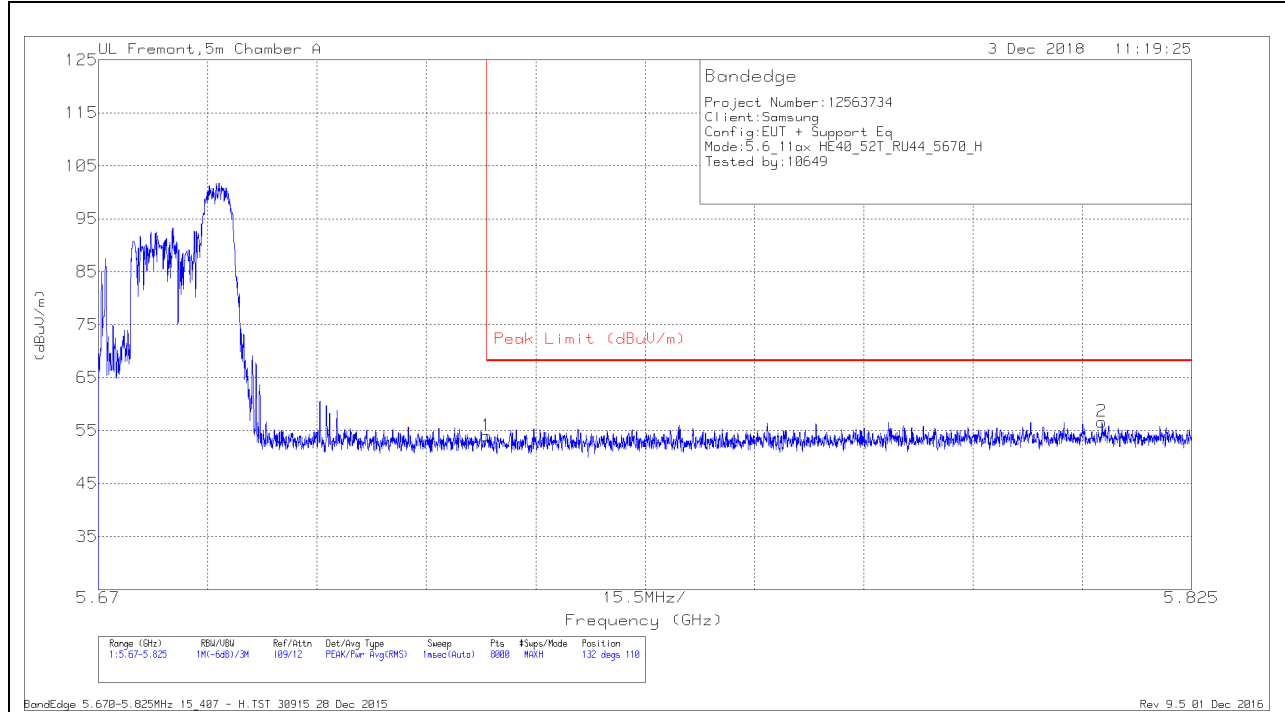
Pk - Peak detector

RMS - RMS detection

2TX Antenna 1 + Antenna 2 OFDMA MODE – 52-Tones, RU Index 44

BANDEDGE (HIGH CHANNEL)

HORIZONTAL RESULT

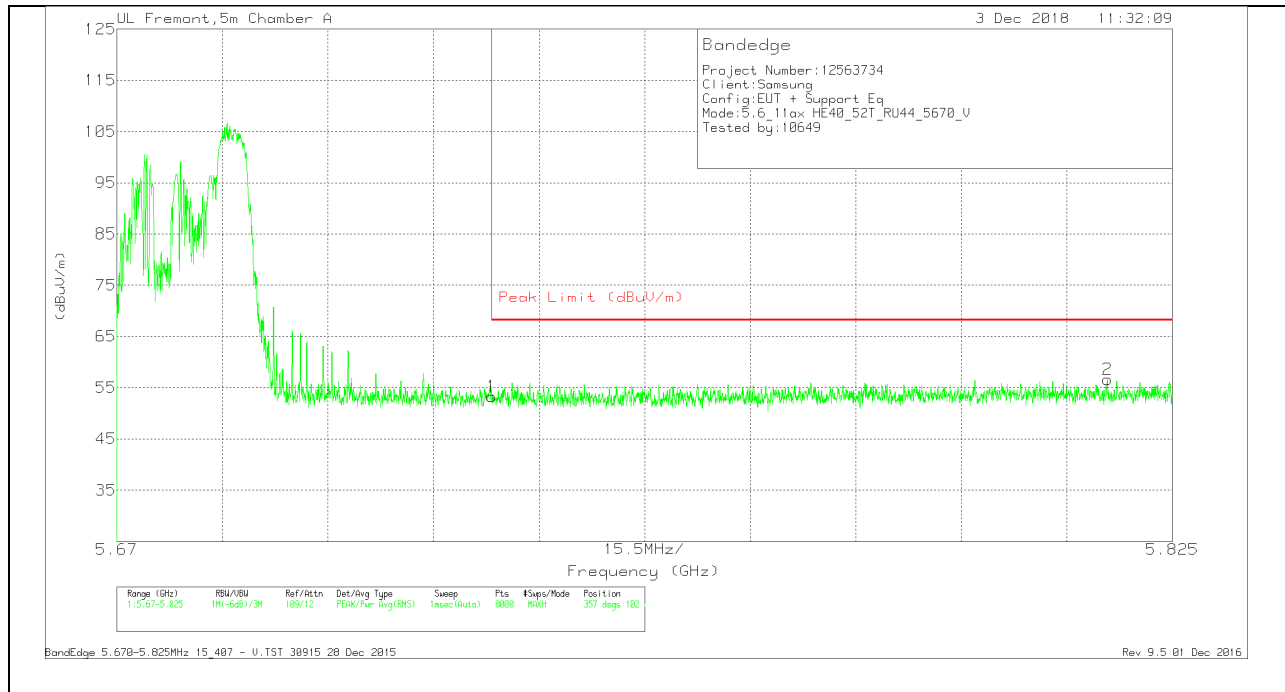


Trace Markers

Marker	Frequency (GHz)	Meter Reading (dBuV)	Det	AF T862 (dB/m)	Amp/Cb1/Filtr/Pad (dB)	DC Corr (dB)	Corrected Reading (dBuV/m)	Peak Limit (dBuV/m)	PK Margin (dB)	Azimuth (Degs)	Height (cm)	Polarity
1	5.725	37.2	Pk	35	-18.1	0	54.1	68.2	-14.1	132	110	H
2	5.812	39.29	Pk	35.1	-17.7	0	56.69	68.2	-11.51	132	110	H

* - indicates frequency in CFR47 Pt 15 / IC RSS-Restricted Band
 Pk - Peak detector

VERTICAL RESULT



Trace Markers

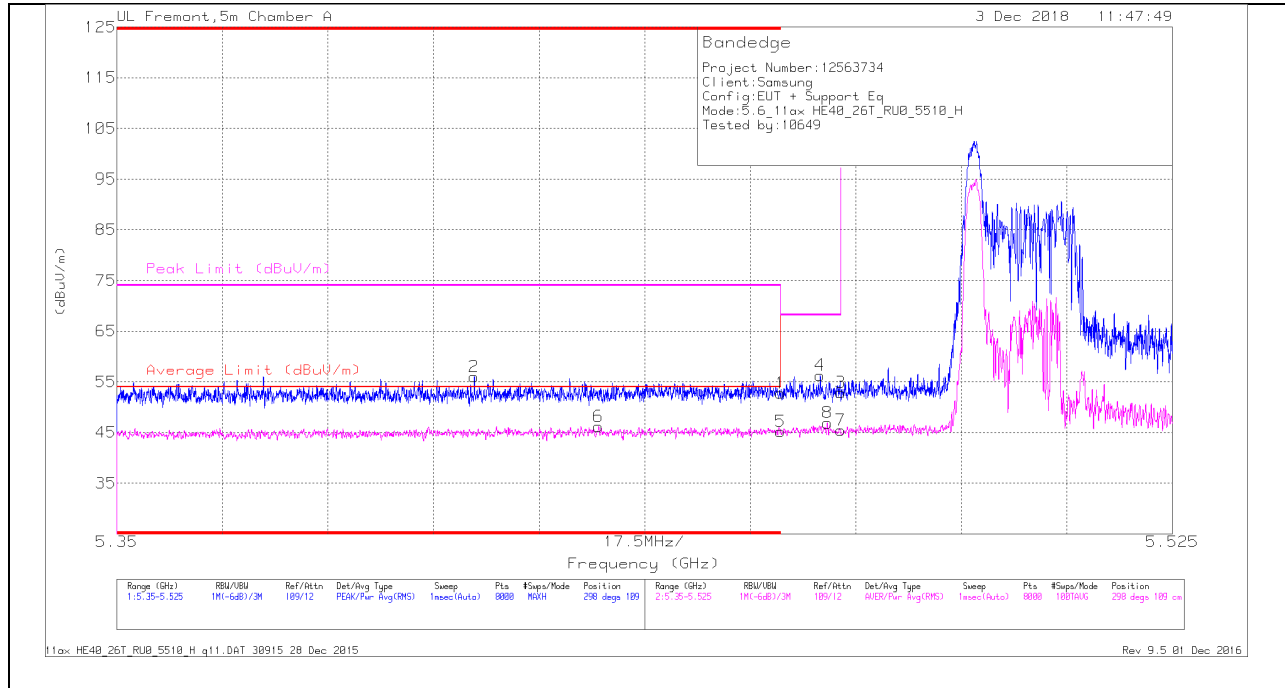
Marker	Frequency (GHz)	Meter Reading (dBuV)	Det	AF T862 (dB/m)	Amp/Cbl/Filtr/Pad (dB)	Corrected Reading (dBuV/m)	Peak Limit (dBuV/m)	PK Margin (dB)	Azimuth (Degs)	Height (cm)	Polarity
1	5.725	36.43	Pk	35	-18.1	53.33	68.2	-14.87	357	102	V
2	5.815	39.35	Pk	35.1	-17.8	56.65	68.2	-11.55	357	102	V

* - indicates frequency in CFR47 Pt 15 / IC RSS-Restricted Band
 Pk - Peak detector

2TX Antenna 1 + Antenna 2 OFDMA MODE – 26-Tones, RU Index 0

BANDEDGE (LOW CHANNEL)

HORIZONTAL RESULT



Trace Markers

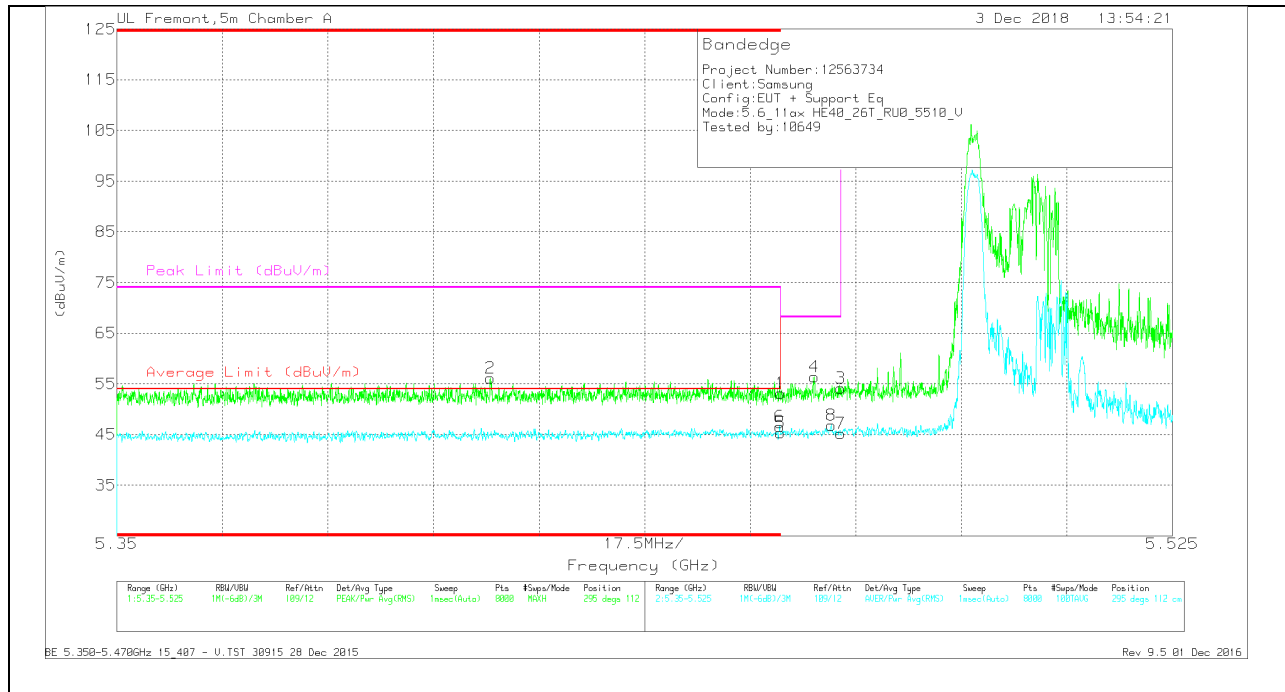
Marker	Frequency (GHz)	Meter Reading (dBuV)	Det	AF T862 (dB/m)	Amp/Chl/Ftr/Pad (dB)	DC Corr (dB)	Corrected Reading (dBuV/m)	Average Limit (dBuV/m)	Margin (dB)	Peak Limit (dBuV/m)	PK Margin (dB)	Azimuth (Degs)	Height (cm)	Polarity
1	* 5.46	36.23	Pk	34.7	-18.1	0	52.83	-	-	74	-21.17	298	109	H
2	* 5.409	39.35	Pk	34.7	-18	0	56.05	-	-	74	-17.95	298	109	H
5	* 5.46	28.45	RMS	34.7	-18.1	.11	45.16	54	-8.84	-	-	298	109	H
6	* 5.43	29.36	RMS	34.7	-18	.11	46.17	54	-7.83	-	-	298	109	H
4	5.467	39.61	Pk	34.7	-18	0	56.31	-	-	68.2	-11.89	298	109	H
8	5.468	29.97	RMS	34.8	-18	.11	46.88	-	-	-	-	298	109	H
3	5.47	36.12	Pk	34.8	-18	0	52.92	-	-	68.2	-15.28	298	109	H
7	5.47	28.49	RMS	34.8	-18	.11	45.4	-	-	-	-	298	109	H

* - indicates frequency in CFR47 Pt 15 / IC RSS-Restricted Band

Pk - Peak detector

RMS - RMS detection

VERTICAL RESULT



Trace Markers

Marker	Frequency (GHz)	Meter Reading (dBuV)	Det	AF T862 (dB/m)	Amp/Cb/Pk/Pad (dB)	DC Corr (dB)	Corrected Reading (dBuV/m)	Average Limit (dBuV/m)	Margin (dB)	Peak Limit (dBuV/m)	PK Margin (dB)	Azimuth (Degs)	Height (cm)	Polarity
1	* 5.46	36.57	Pk	34.7	-18.1	0	53.17	-	-	74	-20.83	295	112	V
2	* 5.412	39.46	Pk	34.7	-18	0	56.16	-	-	74	-17.84	295	112	V
5	* 5.46	28.72	RMS	34.7	-18.1	.11	45.43	54	-8.57	-	-	295	112	V
6	* 5.46	29.97	RMS	34.7	-18.1	.11	46.68	54	-7.32	-	-	295	112	V
4	5.466	39.62	Pk	34.7	-18	0	56.32	-	-	68.2	-11.88	295	112	V
8	5.468	29.88	RMS	34.8	-17.9	.11	46.89	-	-	-	-	295	112	V
3	5.47	37.36	Pk	34.8	-18	0	54.16	-	-	68.2	-14.04	295	112	V
7	5.47	28.44	RMS	34.8	-18	.11	45.35	-	-	-	-	295	112	V

* - indicates frequency in CFR47 Pt 15 / IC RSS-Restricted Band

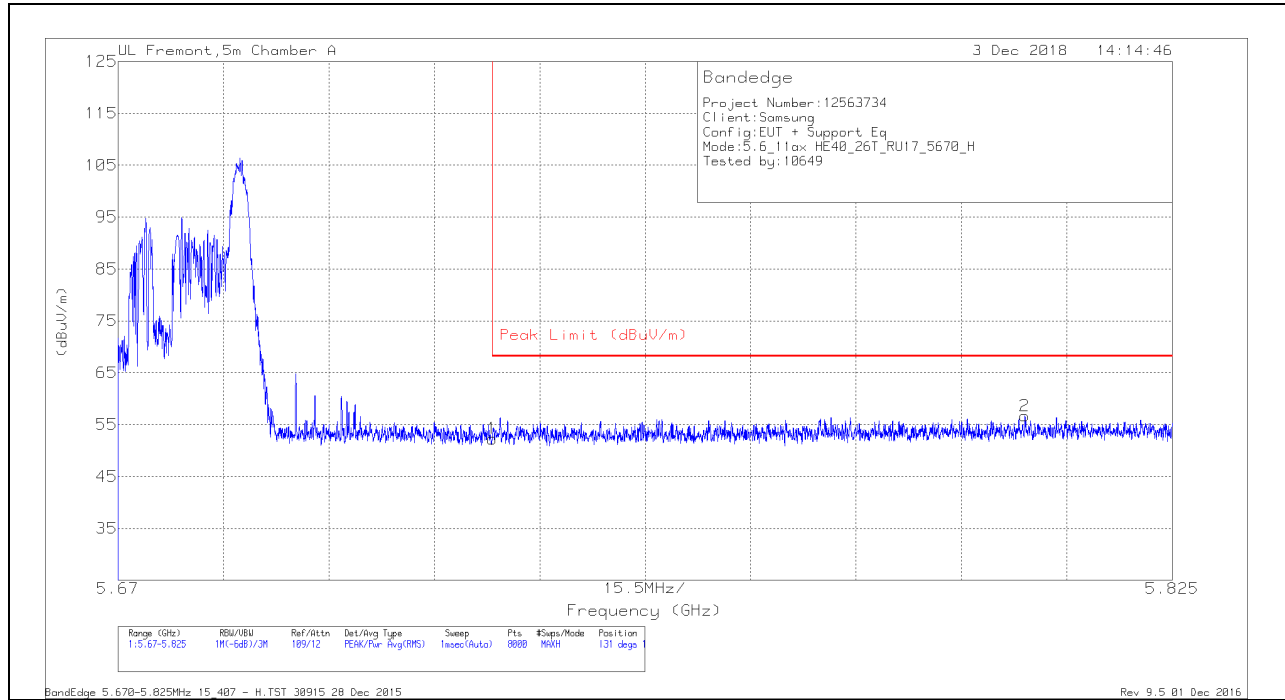
Pk - Peak detector

RMS - RMS detection

2TX Antenna 1 + Antenna 2 OFDMA MODE – 26-Tones, RU Index 17

BANDEDGE (HIGH CHANNEL)

HORIZONTAL RESULT



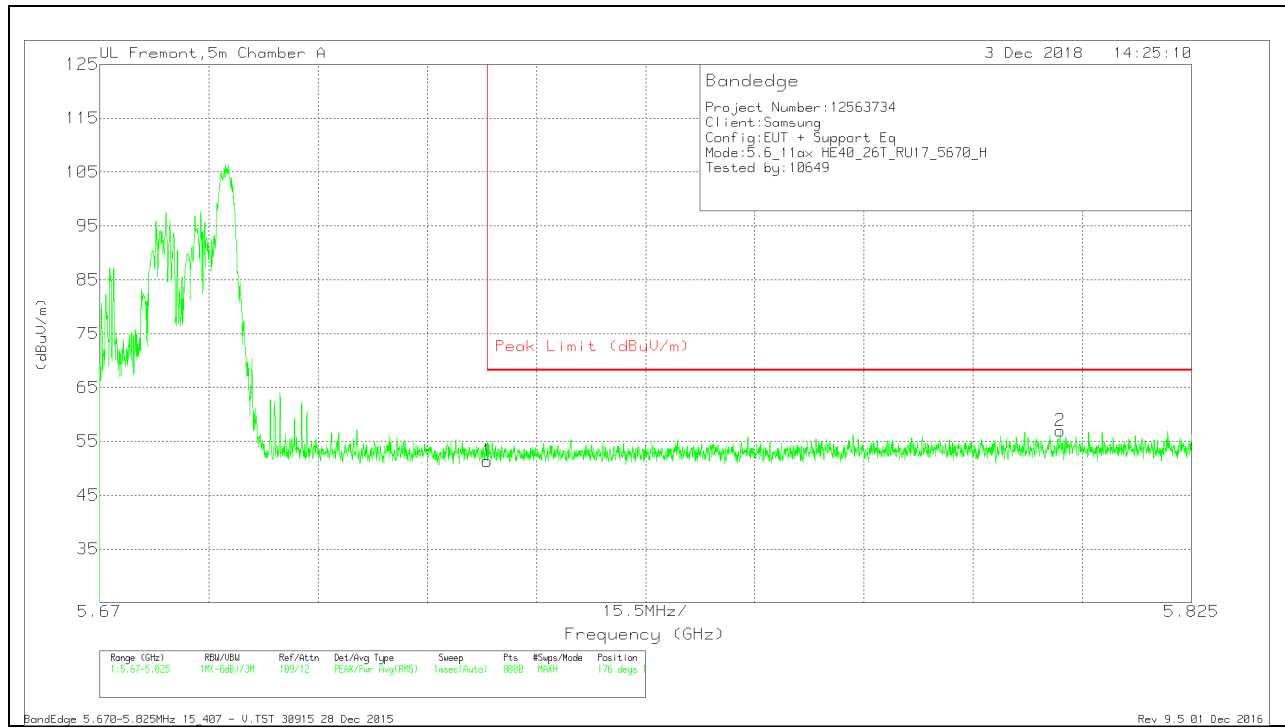
Trace Markers

Marker	Frequency (GHz)	Meter Reading (dBuV)	Det	AF T862 (dB/m)	Amp/Cb/Fitr/Pad (dB)	Corrected Reading (dBuV/m)	Peak Limit (dBuV/m)	PK Margin (dB)	Azimuth (Degs)	Height (cm)	Polarity
1	5.725	35.4	Pk	35	-18.1	52.3	68.2	-15.9	131	119	H
2	5.803	39.26	Pk	35.1	-17.7	56.66	68.2	-11.54	131	119	H

* - indicates frequency in CFR47 Pt 15 / IC RSS-Restricted Band

PK - Peak detector

VERTICAL RESULT



Trace Markers

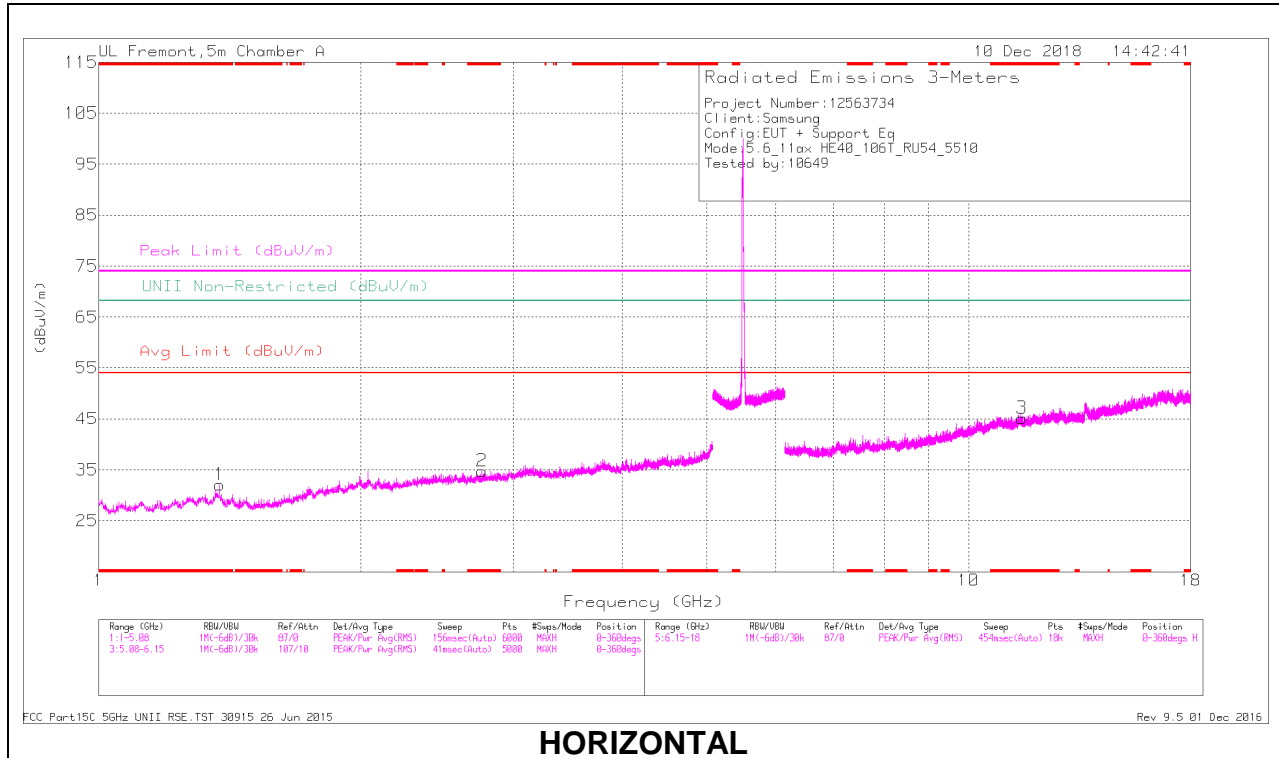
Marker	Frequency (GHz)	Meter Reading (dBuV)	Det	AF T862 (dB/m)	Amp/Cbl/Filtr/Pad (dB)	Corrected Reading (dBuV/m)	Peak Limit (dBuV/m)	PK Margin (dB)	Azimuth (Degs)	Height (cm)	Polarity
1	5.725	34.44	Pk	35	-18.1	51.34	68.2	-16.86	176	119	V
2	5.806	39.55	Pk	35.1	-17.7	56.95	68.2	-11.25	176	119	V

* - indicates frequency in CFR47 Pt 15 / IC RSS-Restricted Band
 Pk - Peak detector

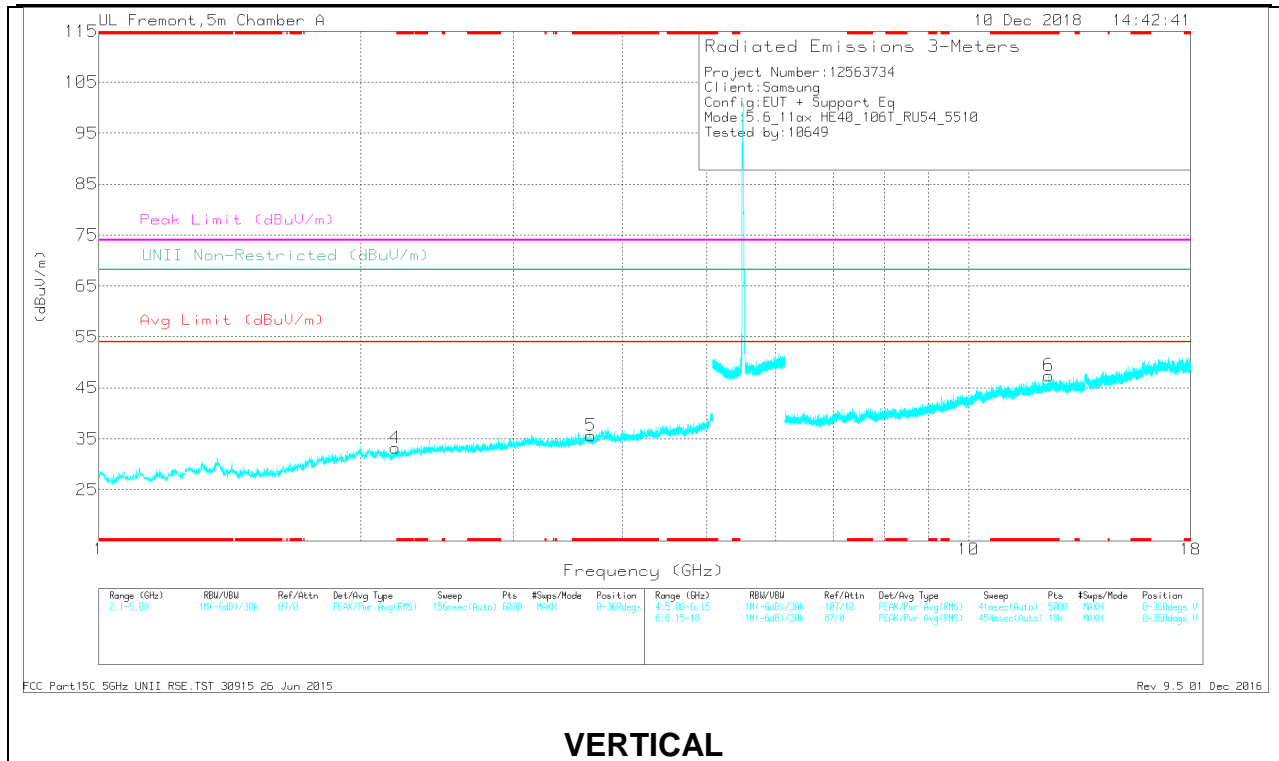
2TX Antenna 1 + Antenna 2 OFDMA MODE – 106-Tones, RU Index 54

HARMONICS AND SPURIOUS EMISSIONS

LOW CHANNEL RESULTS



HORIZONTAL



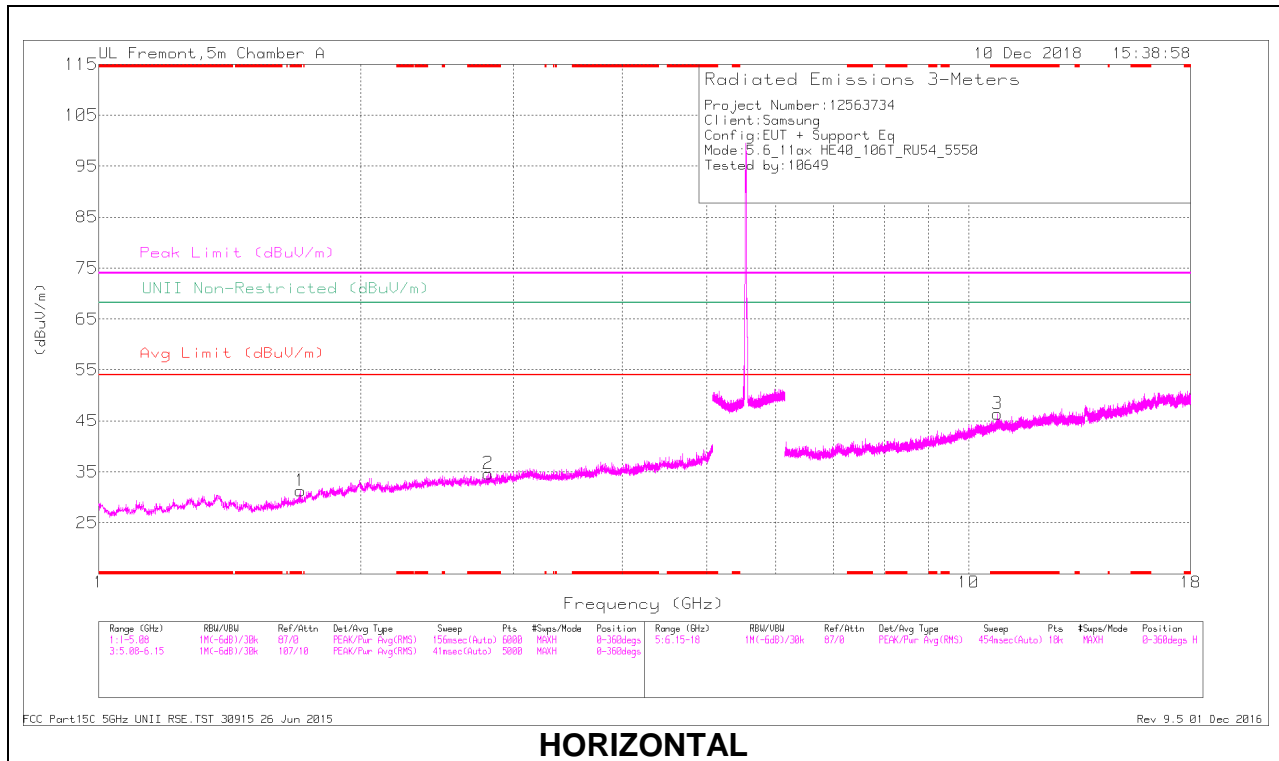
VERTICAL

RADIATED EMISSIONS

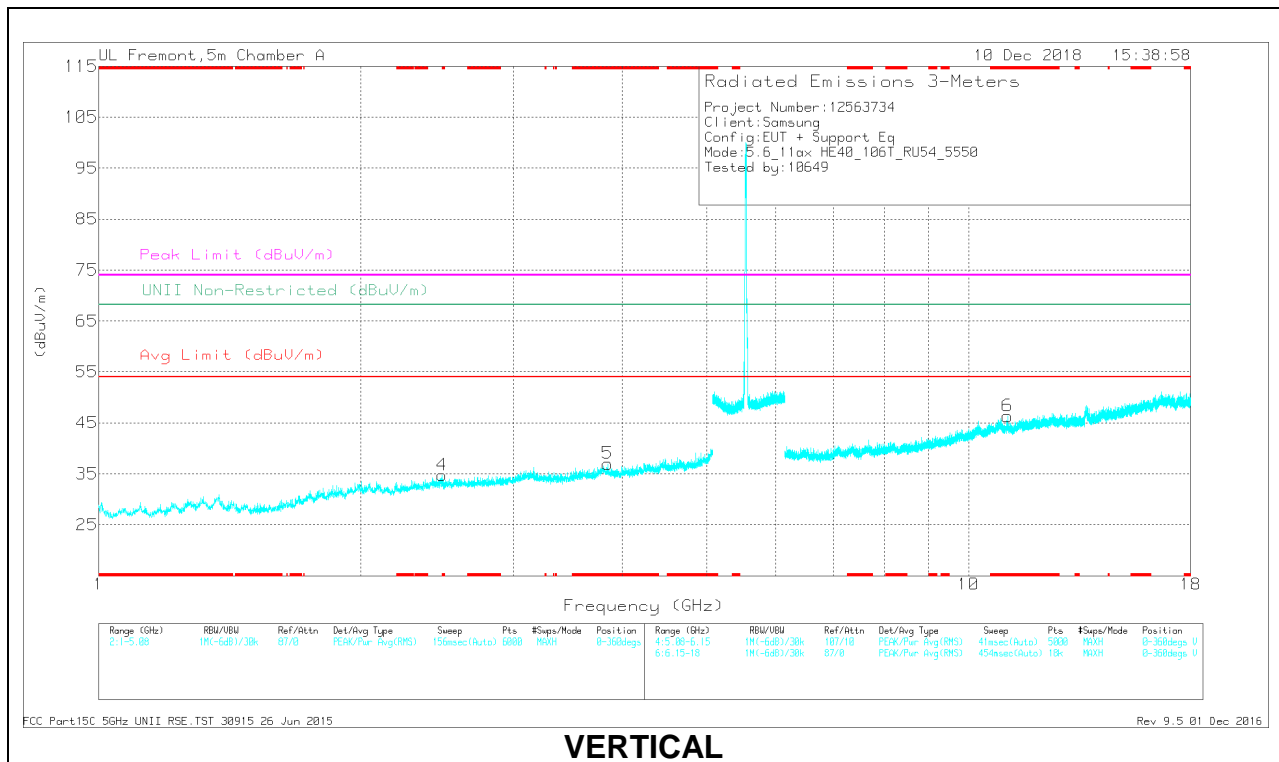
Markers	Frequency (GHz)	Meter Reading (dBµV)	Det	AF F345 (dB/m)	Amp/CA/FR/Pad (dB)	DC Corr (dB)	Corrected Reading (dBµV/m)	Avg Limit (dBµV/m)	Margin (dB)	Peak Limit (dBµV/m)	PK Margin (dB)	UNI Non-Restricted (dBµV/m)	PK Margin (dB)	Azimuth (Degs)	Height (cm)	Polarity
1	* 1.376	39.25	PK-U	29	-31.2	0	37.05	-	-	74	-36.95	-	-	220	195	H
	* 1.377	27.35	ADR	29	-31.2	.36	25.51	54	-28.49	-	-	-	-	220	195	H
2	* 2.761	38.16	PK-U	32.4	-29.8	0	40.76	-	-	74	-33.24	-	-	151	149	H
	* 2.761	25.93	ADR	32.4	-29.8	.36	28.89	54	-25.11	-	-	-	-	151	149	H
5	* 3.68	36.6	PK-U	33.1	-28.5	0	41.2	-	-	74	-32.8	-	-	151	123	V
	* 3.683	25.41	ADR	33.1	-28.6	.36	30.27	54	-23.73	-	-	-	-	151	123	V
3	* 11.514	31.22	PK-U	38.2	-18.4	0	51.02	-	-	74	-22.98	-	-	54	309	H
	* 11.515	20.01	ADR	38.2	-18.4	.36	40.17	54	-13.83	-	-	-	-	54	309	H
6	* 12.364	31.67	PK-U	39	-18.5	0	52.17	-	-	74	-21.83	-	-	282	310	V
	* 12.363	19.84	ADR	39	-18.5	.36	40.7	54	-13.3	-	-	-	-	282	310	V
4	2.191	39.1	PK-U	31.4	-30.9	0	39.6	-	-	-	-	68.2	-28.6	325	156	V

* - indicates frequency in CFR47 Pt 15 / IC RSS-Restricted Band
 PK-U - U-NII: Maximum Peak
 ADR - U-NII AD primary method, RMS average

MID CHANNEL RESULTS



HORIZONTAL



VERTICAL

RADIATED EMISSIONS

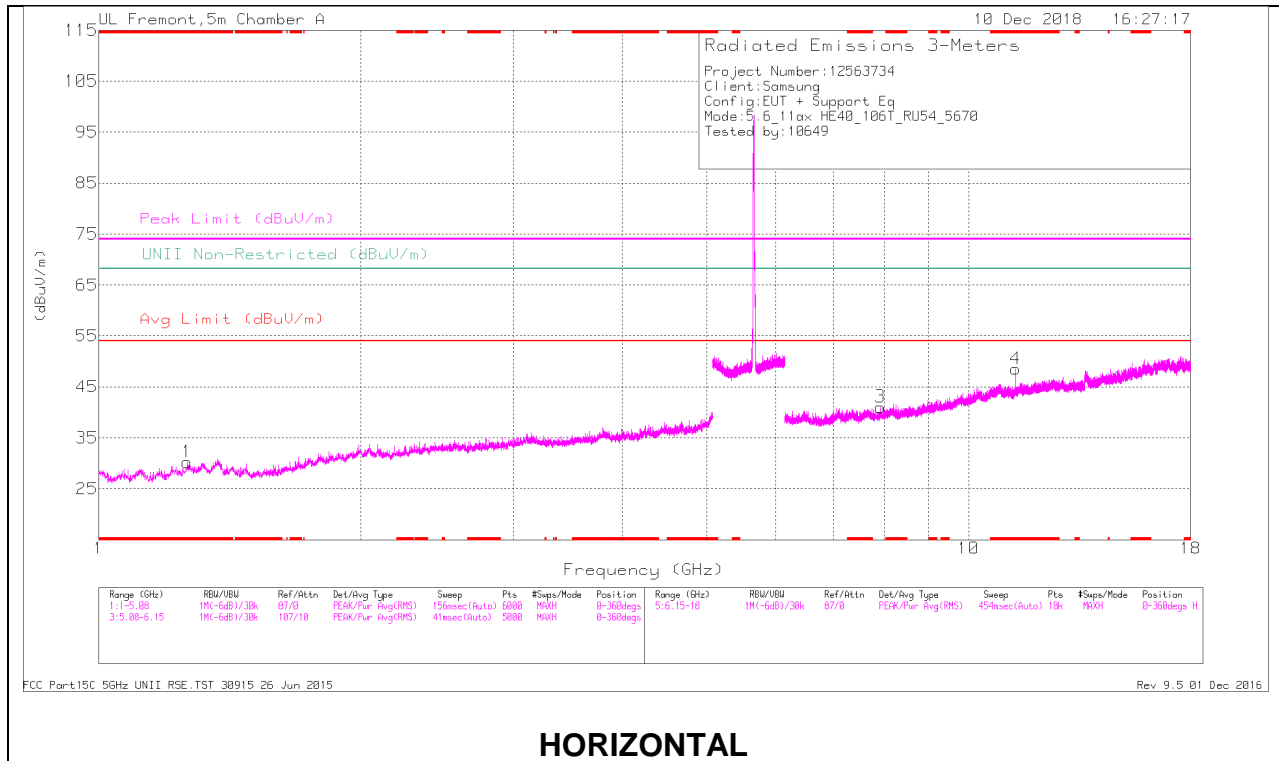
Frequency (GHz)	Meter Reading (dBuV)	Det	AF T345 (dB/m)	Amp/Cb/Filt/Pad (dB)	DC Corr (dB)	Corrected Reading (dBuV/m)	Avg Limit (dBuV/m)	Margin (dB)	Peak Limit (dBuV/m)	PK Margin (dB)	UNII Non-Restricted (dBuV/m)	PK Margin (dB)	Asimuth (Deg)	Height (cm)	Polarity
* 1.706	38.85	PK-U	29.1	-31	0	36.95	-	-	74	-37.05	-	-	306	323	H
* 1.705	26.86	ADR	29	-31	-36	25.22	54	-28.78	-	-	-	-	306	323	H
* 2.806	37.65	PK-U	32.4	-29.6	0	40.45	-	-	74	-33.55	-	-	220	143	H
* 2.806	25.72	ADR	32.4	-29.6	-36	28.88	54	-25.12	-	-	-	-	220	143	H
* 2.804	37.94	PK-U	32.4	-29.6	0	40.74	-	-	74	-33.26	-	-	220	143	H
* 2.805	25.68	ADR	32.4	-29.6	-36	28.84	54	-25.16	-	-	-	-	220	143	H
* 3.848	36.95	PK-U	33.6	-28	0	42.55	-	-	74	-31.45	-	-	0	117	V
* 3.846	25.41	ADR	33.6	-27.9	-36	31.47	54	-22.53	-	-	-	-	0	117	V
* 10.786	31.53	PK-U	37.8	-18.7	0	50.63	-	-	74	-23.37	-	-	214	227	H
* 10.785	20.09	ADR	37.8	-18.7	-36	39.55	54	-14.45	-	-	-	-	214	227	H
* 11.089	31.46	PK-U	37.9	-18.5	0	50.86	-	-	74	-23.14	-	-	287	133	V
* 11.089	20.32	ADR	37.9	-18.5	-36	40.08	54	-13.92	-	-	-	-	287	133	V
2.482	38.56	PK-U	32.4	-30.4	0	40.56	-	-	-	-	68.2	-27.64	256	150	V
2.483	38.24	PK-U	32.4	-30.4	0	40.24	-	-	-	-	68.2	-27.96	256	150	V

* - indicates frequency in CFR47 Pt 15 / IC RSS-Restricted Band

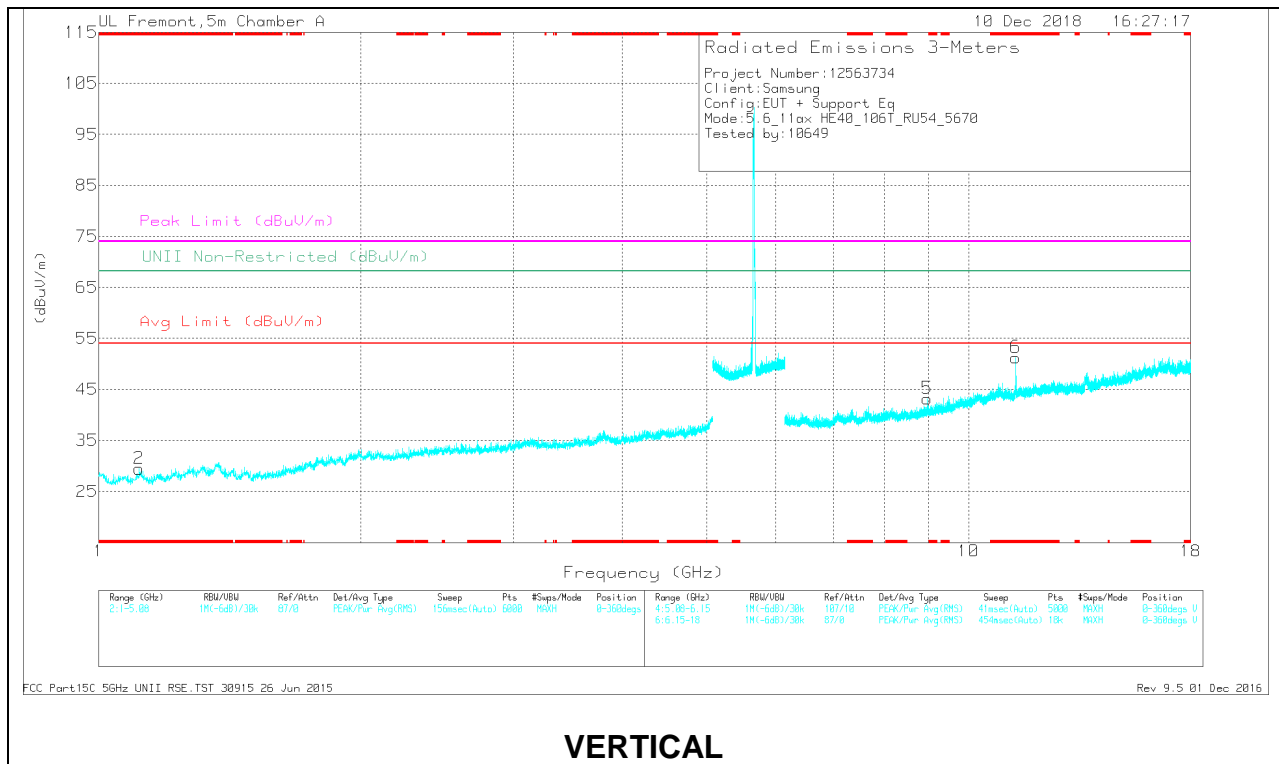
PK-U - U-NII: Maximum Peak

ADR - U-NII AD primary method, RMS average

HIGH CHANNEL RESULTS



HORIZONTAL



VERTICAL

RADIATED EMISSIONS

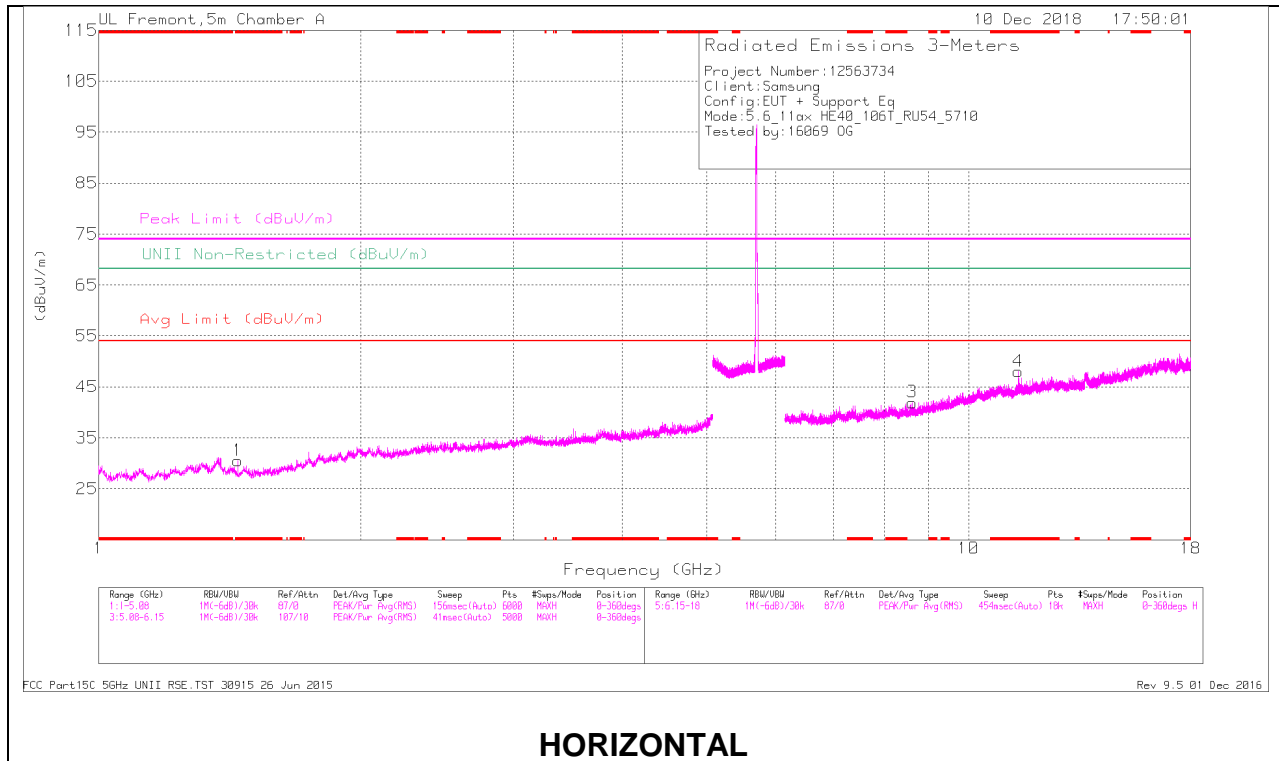
Frequency (GHz)	Meter Reading (dBuV)	Det	AF T345 (dB/m)	Amp/Cb/Filt/Pad (dB)	DC Corr (dB)	Corrected Reading (dBuV/m)	Avg Limit (dBuV/m)	Margin (dB)	Peak Limit (dBuV/m)	PK Margin (dB)	UNII Non-Restricted (dBuV/m)	PK Margin (dB)	Azimuth (Deg)	Height (cm)	Polarity
* 1.265	39.83	PK-U	28.8	-32.3	0	36.33	-	-	74	-37.67	-	-	218	163	H
* 1.266	27.82	ADR	28.8	-32.3	-36	24.68	54	-29.32	-	-	-	-	218	163	H
* 1.112	39.71	PK-U	27.7	-32	0	35.41	-	-	74	-38.59	-	-	338	127	V
* 1.114	27.9	ADR	27.7	-31.9	-36	24.06	54	-29.94	-	-	-	-	338	127	V
* 11.331	35.09	PK-U	38.1	-18.1	0	55.09	-	-	74	-18.91	-	-	37	103	H
* 11.331	23.16	ADR	38.1	-18.1	-36	43.52	54	-10.48	-	-	-	-	37	103	H
* 11.333	40.57	PK-U	38.1	-18.1	0	60.57	-	-	74	-13.43	-	-	183	101	V
* 11.332	27.3	ADR	38.1	-18.1	-36	47.66	54	-6.34	-	-	-	-	183	101	V
7.921	32.62	PK-U	35.8	-22	0	46.42	-	-	-	-	68.2	-21.78	269	384	H
8.96	32.77	PK-U	36.3	-21.5	0	47.57	-	-	-	-	68.2	-20.63	72	138	V

* - indicates frequency in CFR47 Pt 15 / IC RSS-Restricted Band

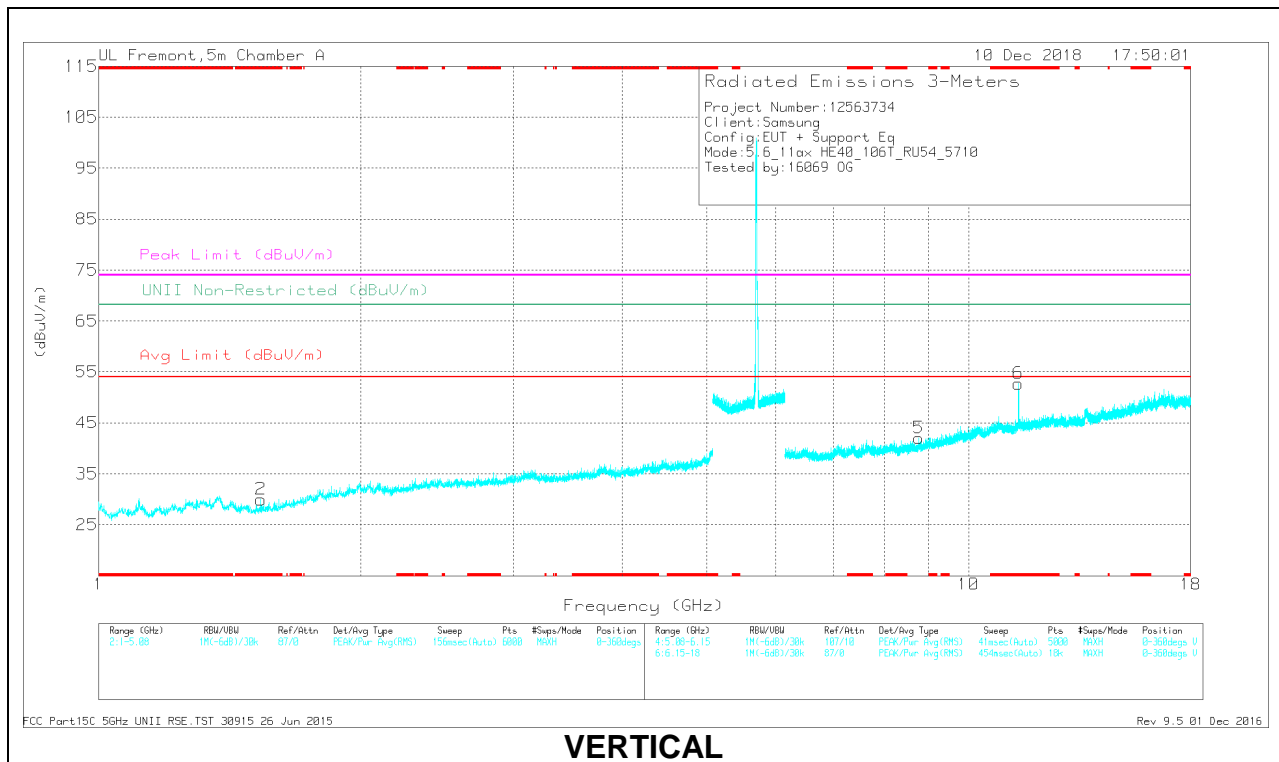
PK-U - U-NII: Maximum Peak

ADR - U-NII AD primary method, RMS average

CHANNEL 142 RESULTS



HORIZONTAL



VERTICAL

RADIATED EMISSIONS

Frequency (GHz)	Meter Reading (dBu)	Det	AF 1345 (dB/m)	Amp/Cb/Filt/Pad (dB)	DC Corr (dB)	Corrected Reading (dBu/m)	Avg Limit (dBu/m)	Margin (dB)	Peak Limit (dBu/m)	PK Margin (dB)	UNII Non-Restricted (dBu/m)	PK Margin (dB)	Azimuth (Deg)	Height (cm)	Polarity
* 1.447	38.87	PK-U	28.2	-31.5	0	35.57	-	-	74	-38.43	-	-	74	117	H
* 1.444	26.67	ADR	28.1	-31.6	-36	23.53	54	-30.47	-	-	-	-	74	117	H
* 1.538	39.14	PK-U	28	-31.8	0	35.34	-	-	74	-38.66	-	-	91	112	V
* 1.535	27.23	ADR	27.9	-31.8	-36	23.69	54	-30.31	-	-	-	-	91	112	V
* 11.411	36.58	PK-U	38.1	-18.2	0	56.48	-	-	74	-17.52	-	-	27	104	H
* 11.41	24.53	ADR	38.1	-18.2	-36	44.79	54	-9.21	-	-	-	-	27	104	H
* 11.412	42.18	PK-U	38.1	-18.2	0	62.08	-	-	74	-11.92	-	-	184	112	V
* 11.411	29.06	ADR	38.1	-18.2	-36	49.32	54	-4.68	-	-	-	-	184	112	V
8.617	32.25	PK-U	36	-21.4	0	46.85	-	-	-	-	68.2	-21.35	313	153	H
8.763	32.13	PK-U	36.1	-21.3	0	46.93	-	-	-	-	68.2	-21.27	293	309	V

* - indicates frequency in CFR47 Pt 15 / IC RSS-Restricted Band

PK-U - U-NII: Maximum Peak

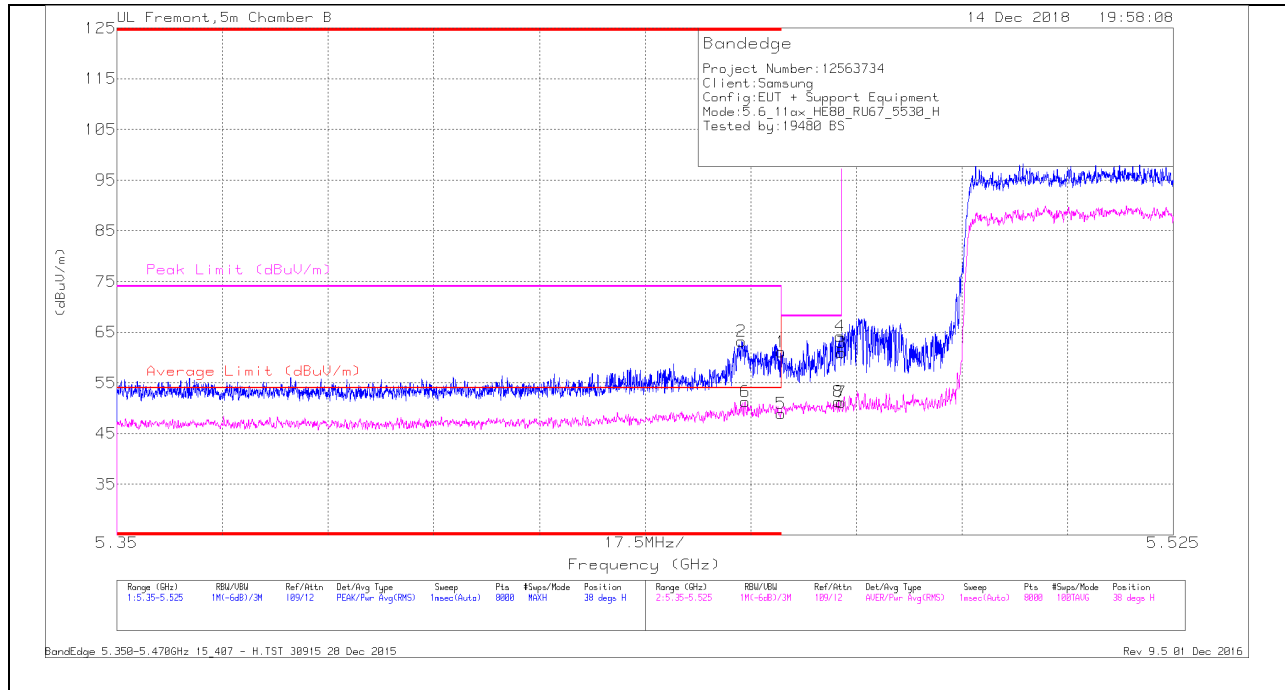
ADR - U-NII AD primary method, RMS average

9.1.21. TX ABOVE 1 GHz 802.11ax HE80 MODE IN THE 5.6 GHz BAND

2TX Antenna 1 + Antenna 2 OFDMA MODE – 996-Tones, RU Index 67

BANDEDGE (LOW CHANNEL)

HORIZONTAL RESULT



Trace Markers

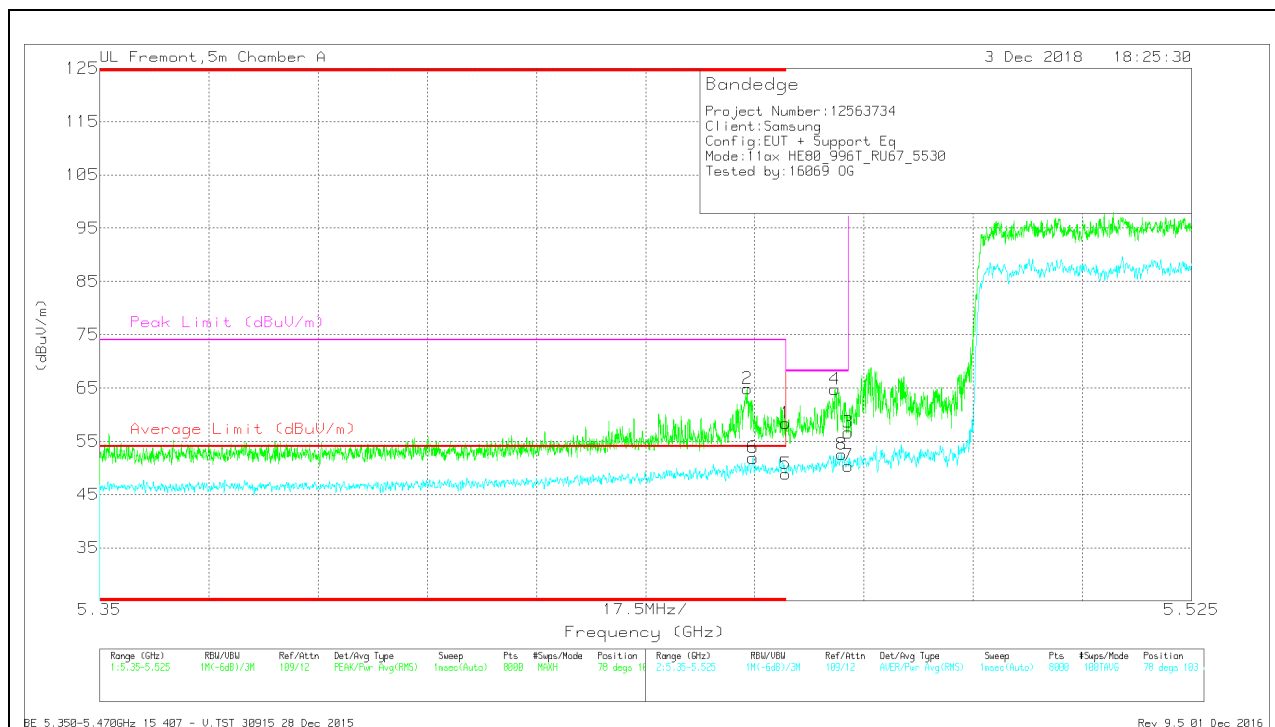
Marker	Frequency (GHz)	Meter Reading (dBuV)	Det	AF1862 (dB/m)	Amp/Cb/Ftr/Pad (dB)	DC Corr (dB)	Corrected Reading (dBuV/m)	Average Limit (dBuV/m)	Margin (dB)	Peak Limit (dBuV/m)	PK Margin (dB)	Altitude (Degs)	Height (cm)	Polarity
1	* 5.46	43.93	Pk	35.3	-18.1	0	61.13	-	-	74	-12.87	38	108	H
2	* 5.454	46.05	Pk	35.3	-18.2	0	63.15	-	-	74	-10.85	38	108	H
5	* 5.46	29.84	RMS	35.3	-18.1	1.89	48.93	54	-5.07	-	-	38	108	H
6	* 5.454	32.5	RMS	35.3	-18.4	1.89	51.29	54	-2.71	-	-	38	108	H
3	5.47	43.84	Pk	35.3	-18.2	0	60.94	-	-	68.2	-7.26	38	108	H
4	5.47	47.14	Pk	35.3	-18.2	0	64.24	-	-	68.2	-3.96	38	108	H
7	5.47	32.13	RMS	35.3	-18.2	1.89	51.12	-	-	-	-	38	108	H
8	5.47	32.28	RMS	35.3	-18.2	1.89	51.27	-	-	-	-	38	108	H

* - indicates frequency in CFR47 Pt 15 / IC RSS-Restricted Band

Pk - Peak detector

RMS - RMS detection

VERTICAL RESULT



Trace Markers

Marker	Frequency (GHz)	Meter Reading (dBuV)	Det	AF T345 (dB/m)	Amp/Cb/Ftr/Pad (dB)	DC Corr (dB)	Corrected Reading (dBuV/m)	Average Limit (dBuV/m)	Margin (dB)	Peak Limit (dBuV/m)	PK Margin (dB)	Azimuth (Degs)	Height (cm)	Polarity
2	* 5.454	48.26	Pk	34.6	-18	0	64.86	-	-	74	-9.14	78	103	V
6	* 5.455	33.48	RMS	34.6	-18.1	1.89	51.87	54	-2.13	-	-	78	103	V
1	* 5.46	41.87	Pk	34.6	-18.1	0	58.37	-	-	74	-15.63	78	103	V
5	* 5.46	30.48	RMS	34.6	-18.1	1.89	48.87	54	-5.13	-	-	78	103	V
4	5.468	48.14	Pk	34.6	-18	0	64.74	-	-	68.2	-3.46	78	103	V
8	5.469	33.91	RMS	34.6	-17.9	1.89	52.5	-	-	-	-	78	103	V
3	5.47	40.04	Pk	34.6	-18	0	56.64	-	-	68.2	-11.56	78	103	V
7	5.47	31.89	RMS	34.6	-18	1.89	50.38	-	-	-	-	78	103	V

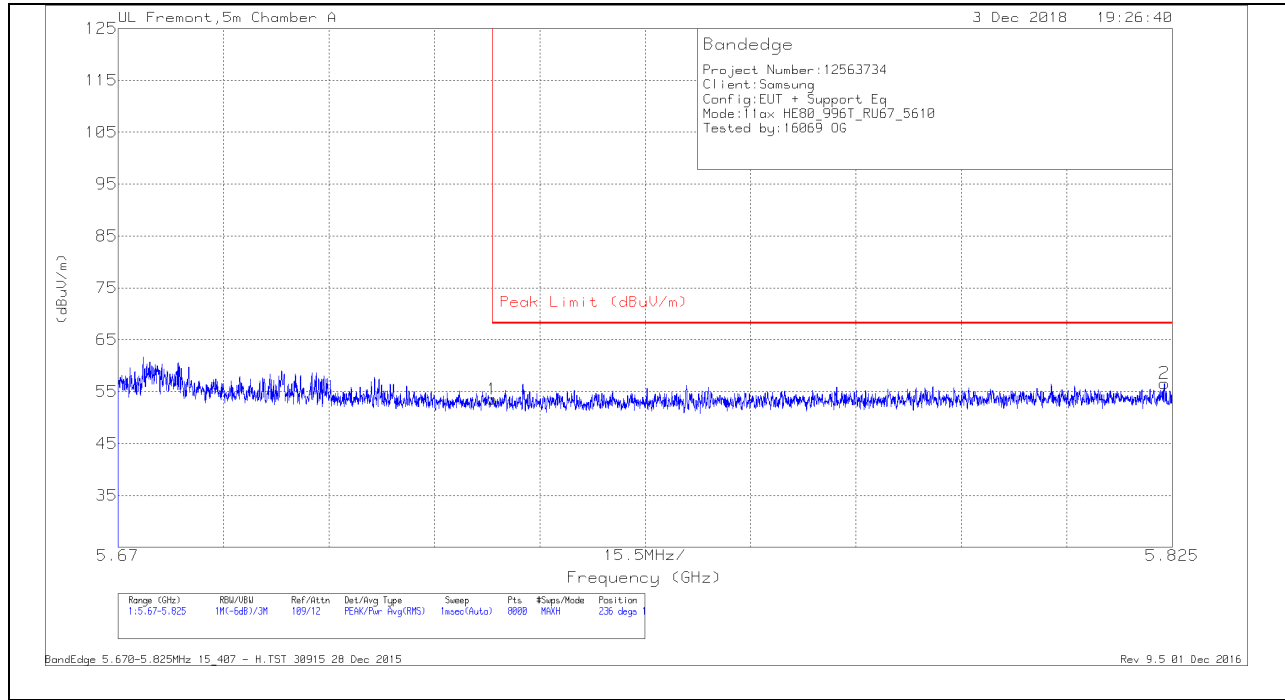
* - indicates frequency in CFR47 Pt 15 / IC RSS-Restricted Band

Pk - Peak detector

RMS - RMS detection

BANEDGE (HIGH CHANNEL)

HORIZONTAL RESULT



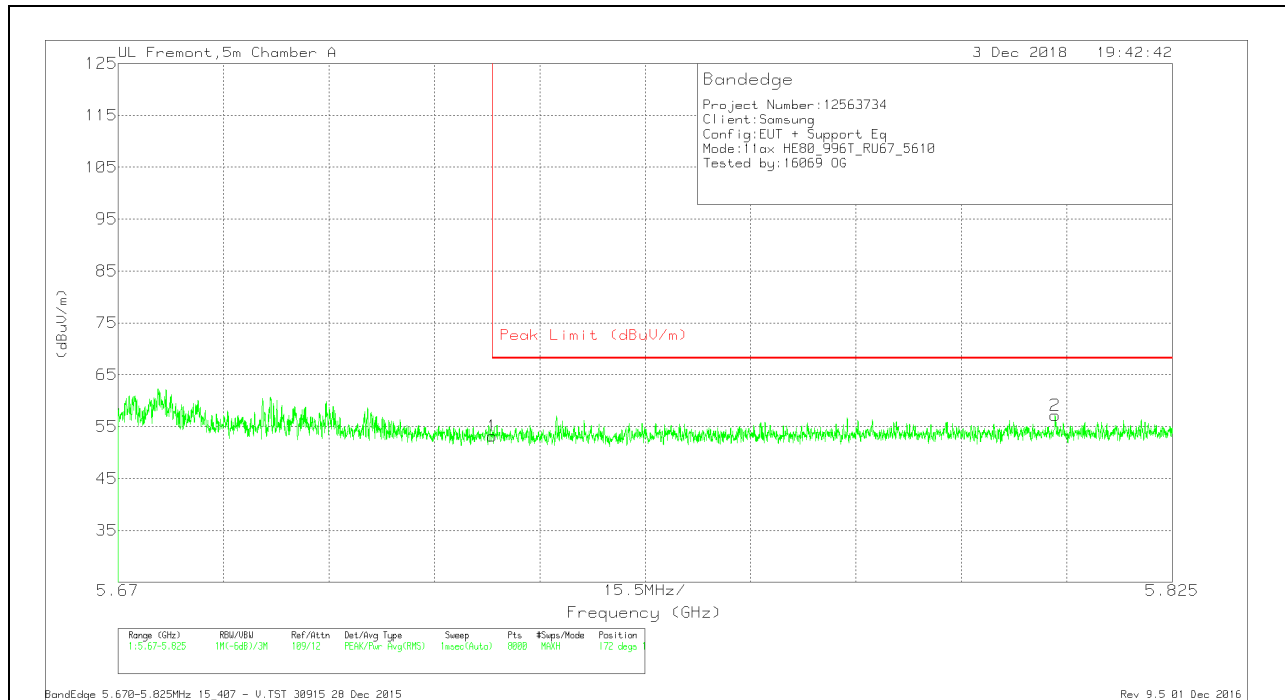
Trace Markers

Marker	Frequency (GHz)	Meter Reading (dBuV)	Det	AF T345 (dB/m)	Amp/Cb/Filtr/Pad (dB)	DC Corr (dB)	Corrected Reading (dBuV/m)	Peak Limit (dBuV/m)	PK Margin (dB)	Azimuth (Degs)	Height (cm)	Polarity
1	5.725	36.66	Pk	35	-18.1	0	53.56	68.2	-14.64	236	118	H
2	5.824	39.41	Pk	35	-17.8	0	56.61	68.2	-11.59	236	118	H

* - indicates frequency in CFR47 Pt 15 / IC RSS-Restricted Band

Pk - Peak detector

VERTICAL RESULT



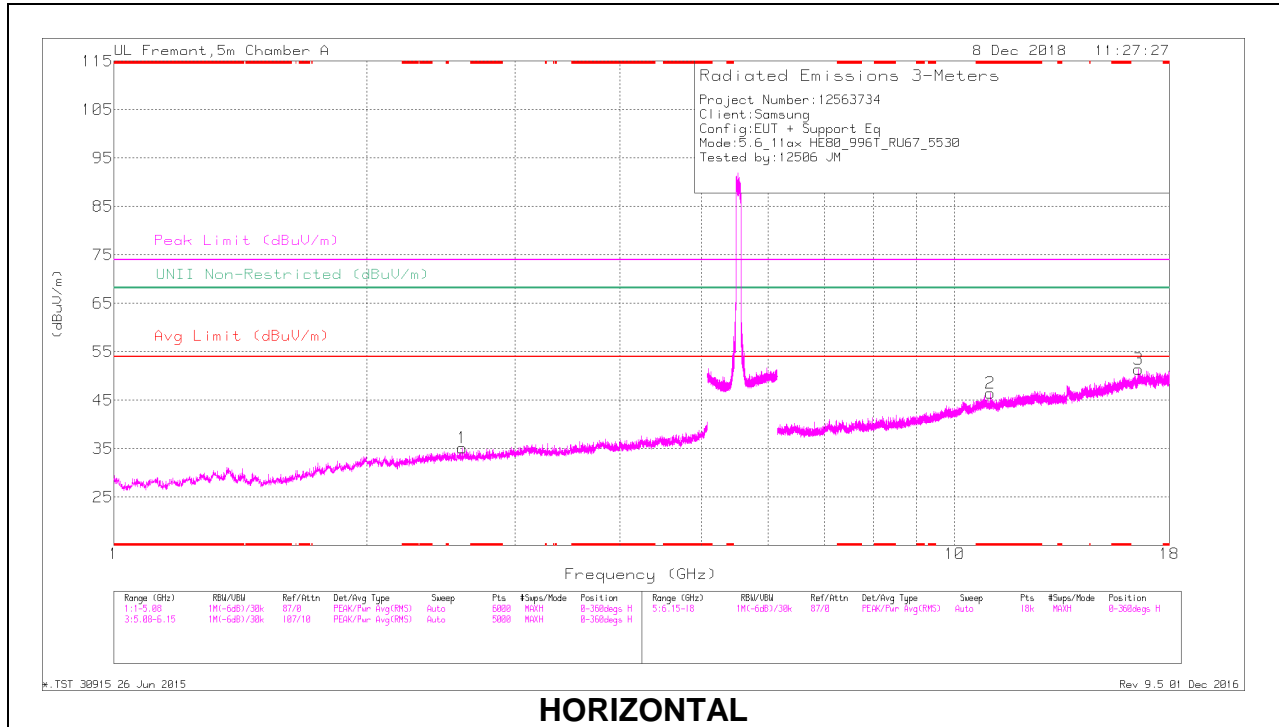
Trace Markers

Marker	Frequency (GHz)	Meter Reading (dBuV)	Det	AF T345 (dB/m)	Amp/Cbl/Filtr/Parad (dB)	DC Corr (dB)	Corrected Reading (dBuV/m)	Peak Limit (dBuV/m)	PK Margin (dB)	Azimuth (Degs)	Height (cm)	Polarity
1	5.725	36.26	PK	35	-18.1	0	53.16	68.2	-15.04	172	101	V
2	5.808	39.85	PK	35	-17.7	0	57.15	68.2	-11.05	172	101	V

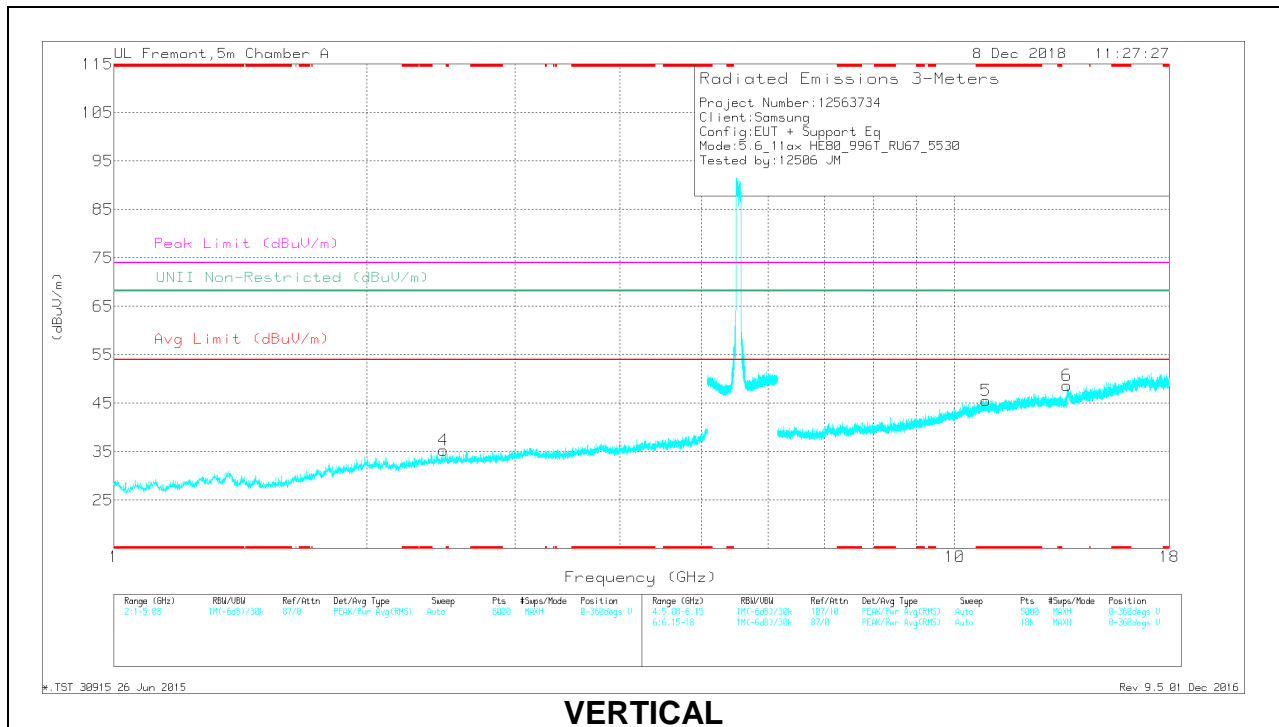
* - indicates frequency in CFR47 Pt 15 / IC RSS-Restricted Band
 Pk - Peak detector

HARMONICS AND SPURIOUS EMISSIONS

LOW CHANNEL RESULTS



HORIZONTAL



VERTICAL

RADIATED EMISSIONS

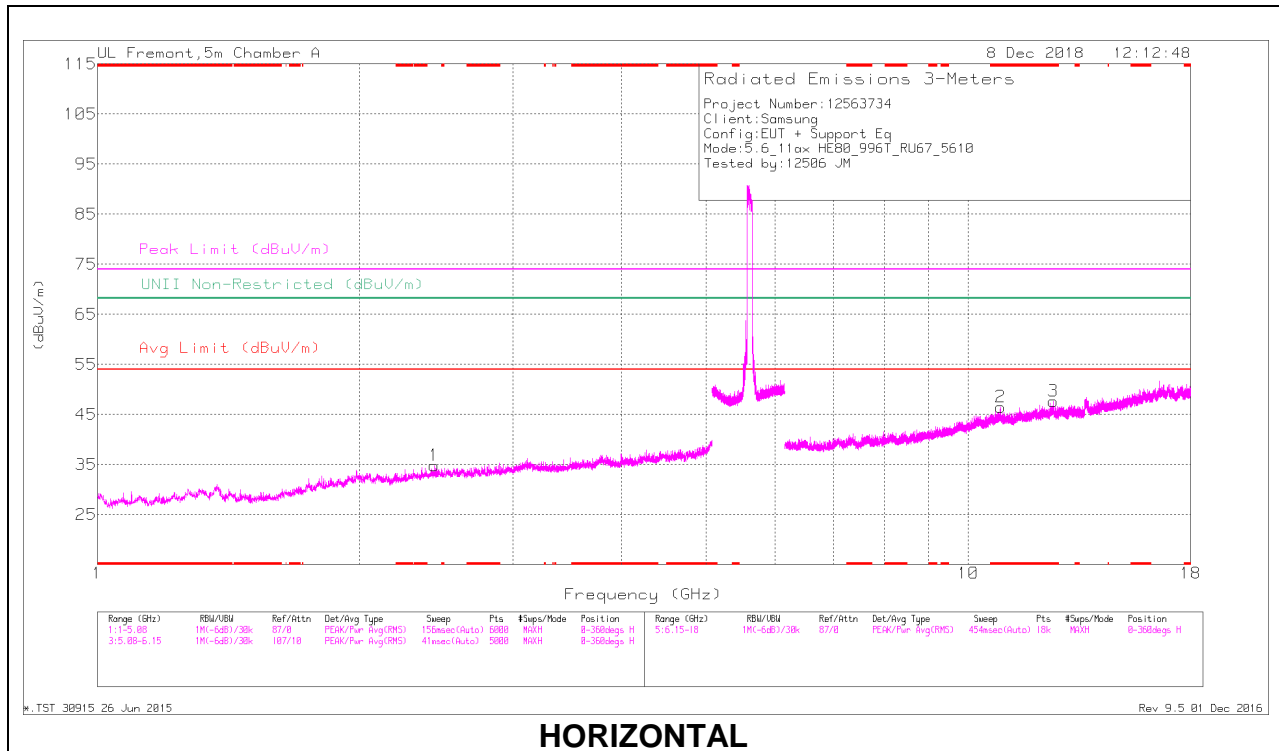
Frequency (GHz)	Meter Reading (dBuV)	Det	AF T345 (dB/m)	Amp/Ch/Ftr/Fad (dB)	DC Corr (dB)	Corrected Reading (dBuV/m)	Avg Limit (dBuV/m)	Margin (dB)	Peak Limit (dBuV/m)	PK Margin (dB)	UNII Non-Restricted (dBuV/m)	PK Margin (dB)	Azimuth (Degs)	Height (cm)	Polarity
* 11.023	32.02	PK-U	37.9	-18.5	0	51.42	-	-	74	-22.58	-	-	82	168	H
* 11.021	20.55	ADR	37.9	-18.6	1.89	41.74	54	-12.26	-	-	-	-	82	168	H
* 10.891	31.56	PK-U	37.9	-18	0	51.46	-	-	74	-22.54	-	-	89	212	V
* 10.891	20.25	ADR	37.9	-18.1	1.89	41.94	54	-12.06	-	-	-	-	89	212	V
2.465	38.41	PK-U	32.4	-30.5	0	40.31	-	-	-	-	68.2	-27.89	79	190	V
2.597	38.43	PK-U	32.4	-29.8	0	41.03	-	-	-	-	68.2	-27.17	77	398	H
13.602	33.02	PK-U	38.8	-17.6	0	54.22	-	-	-	-	68.2	-13.98	91	130	V
16.548	32.46	PK-U	41.7	-16.9	0	57.26	-	-	-	-	68.2	-10.94	87	183	H

* - indicates frequency in CFR47 Pt 15 / IC RSS-Restricted Band

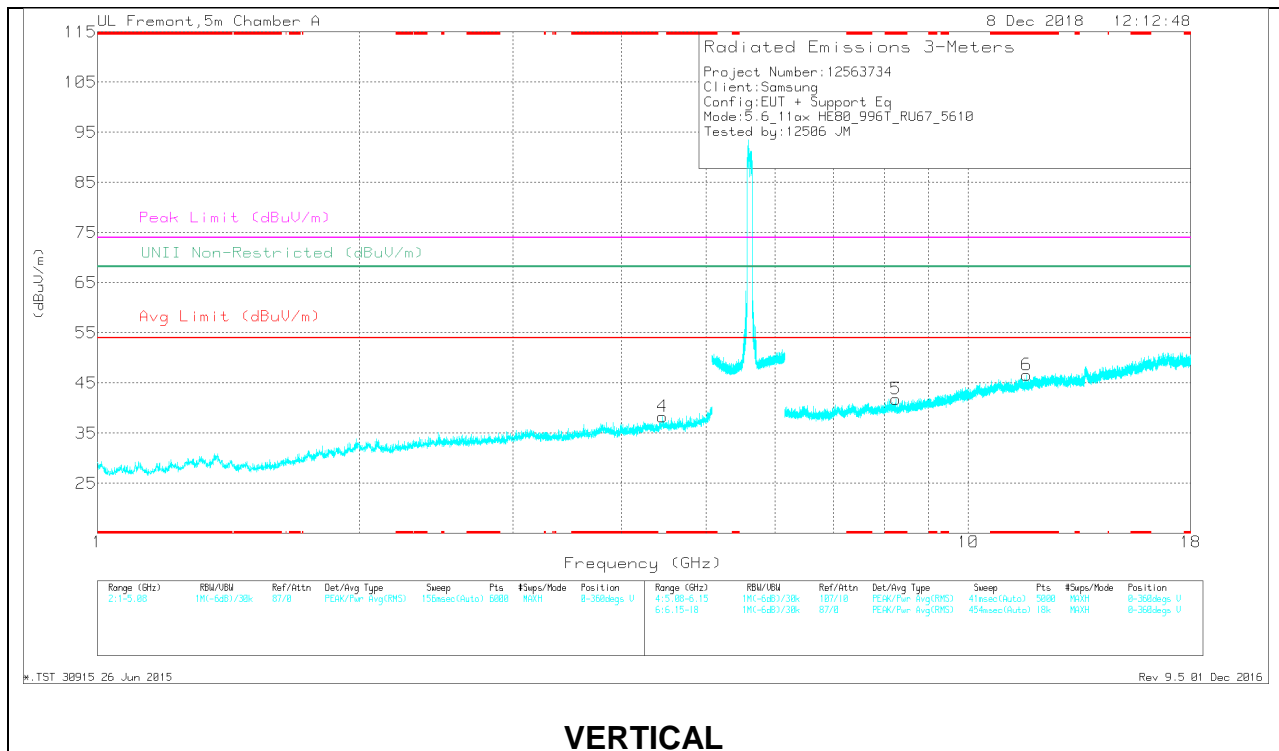
PK-U - U-NII: Maximum Peak

ADR - U-NII AD primary method, RMS average

HIGH CHANNEL RESULTS



HORIZONTAL



VERTICAL

RADIATED EMISSIONS

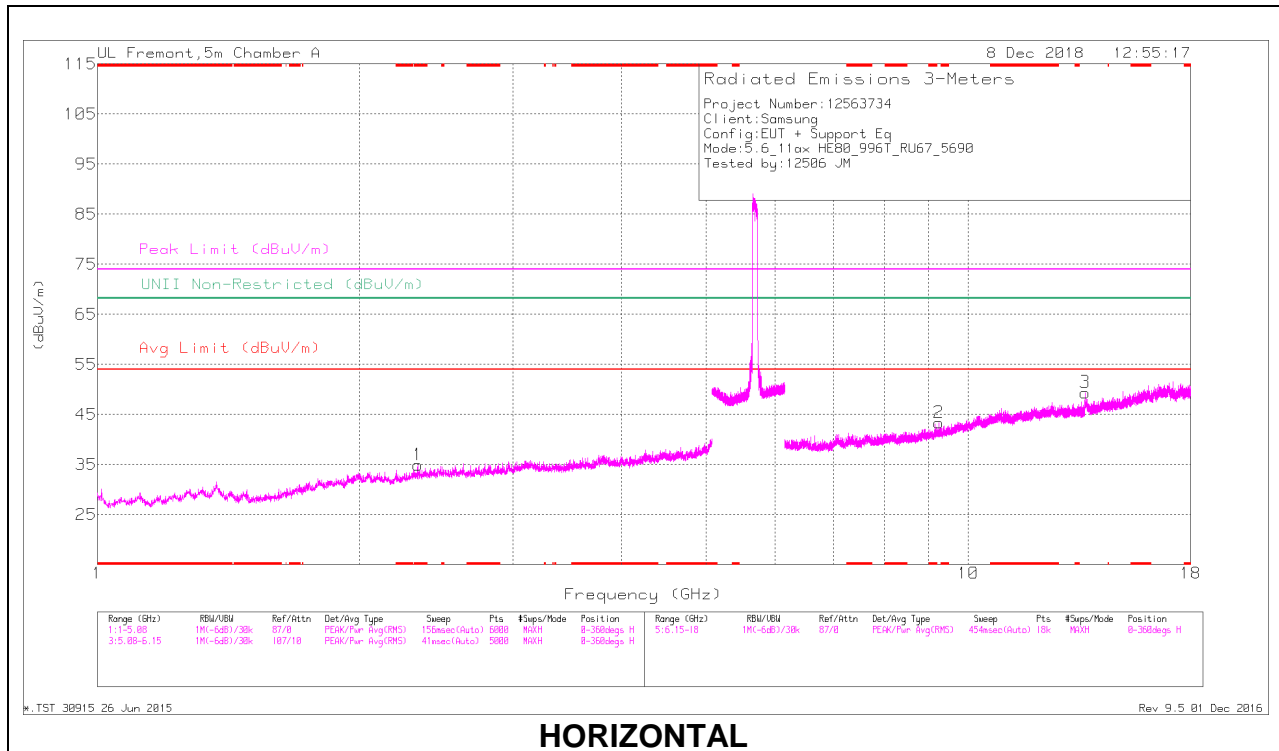
Frequency (GHz)	Meter Reading (dBuV)	Det	AF T345 (dB/m)	Amp/Cb/Filt/Pad (dB)	DC Corr (dB)	Corrected Reading (dBuV/m)	Avg Limit (dBuV/m)	Margin (dB)	Peak Limit (dBuV/m)	PK Margin (dB)	UNII Non-Restricted (dBuV/m)	PK Margin (dB)	Azimuth (Deg)	Height (cm)	Polarity
* 10.885	31.91	PK-U	37.9	-17.9	0	51.91	-	-	74	-22.09	-	-	38	149	H
* 10.884	20.63	ADR	37.9	-17.9	1.89	42.52	54	-11.48	-	-	-	-	38	149	H
* 12.521	31.13	PK-U	39.1	-17.7	0	52.53	-	-	74	-21.47	-	-	62	146	H
* 12.521	20.25	ADR	39.1	-17.7	1.89	43.54	54	-10.46	-	-	-	-	62	146	H
* 8.255	32.85	PK-U	35.9	-21.7	0	47.05	-	-	74	-26.95	-	-	67	212	V
* 8.256	21.46	ADR	35.9	-21.7	1.89	37.55	54	-16.45	-	-	-	-	67	212	V
* 11.663	31.26	PK-U	38.4	-18.1	0	51.56	-	-	74	-22.44	-	-	75	220	V
* 11.665	20.21	ADR	38.4	-18.1	1.89	42.4	54	-11.6	-	-	-	-	75	220	V
2.436	38.62	PK-U	32.3	-30.5	0	40.42	-	-	-	-	68.2	-27.78	0	199	H
4.452	35.78	PK-U	33.9	-25.9	0	43.78	-	-	-	-	68.2	-24.42	6	187	V

* - indicates frequency in CFR47 Pt 15 / IC RSS-Restricted Band

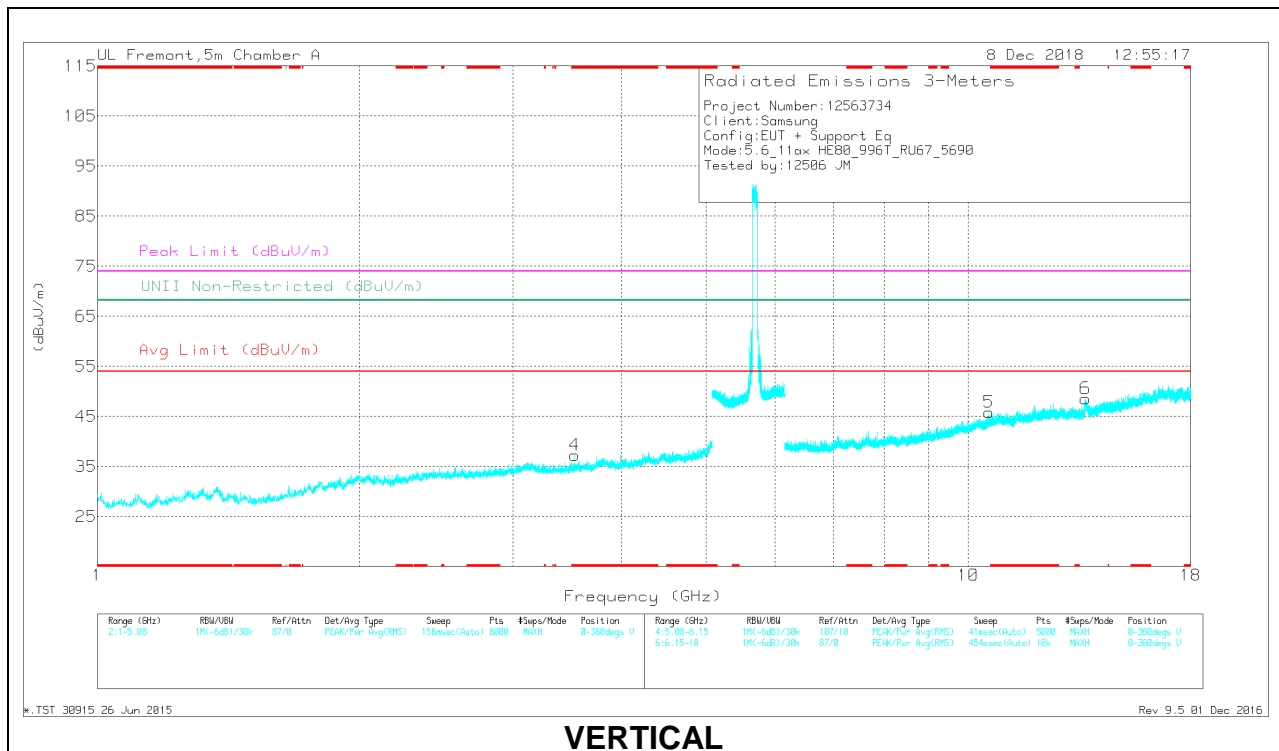
PK-U - U-NII: Maximum Peak

ADR - U-NII AD primary method, RMS average

CHANNEL 138 RESULTS



HORIZONTAL



VERTICAL

RADIATED EMISSIONS

Frequency (GHz)	Meter Reading (dBuV)	Det	AF T345 (dB/m)	Amp/Cbl/Ftr/Pod (dB)	DC Corr (dB)	Corrected Reading (dBuV/m)	Avg Limit (dBuV/m)	Margin (dB)	Peak Limit (dBuV/m)	PK Margin (dB)	UNII Non-Restricted (dBuV/m)	PK Margin (dB)	Asimuth (Deg)	Height (cm)	Polarity
* 2.335	38.24	PK-U	31.7	-29.8	0	40.14	-	-	74	-33.86	-	-	78	123	H
* 2.335	26.63	ADR	31.7	-29.8	1.89	30.42	54	-23.58	-	-	-	-	78	123	H
* 3.529	37.01	PK-U	33	-28.2	0	41.81	-	-	74	-32.19	-	-	95	134	V
* 3.533	25.57	ADR	33.1	-28.2	1.89	32.36	54	-21.64	-	-	-	-	95	134	V
9.248	32.43	PK-U	36.4	-20.6	0	48.23	-	-	-	-	68.2	-19.97	108	142	H
10.56	31.77	PK-U	37.8	-19	0	50.57	-	-	-	-	68.2	-17.63	107	166	V
13.618	32.95	PK-U	38.7	-17.6	0	54.05	-	-	-	-	68.2	-14.15	110	153	H
13.632	32.78	PK-U	38.9	-17.8	0	53.88	-	-	-	-	68.2	-14.32	114	188	V

* - indicates frequency in CFR47 Pt 15 / IC RSS-Restricted Band

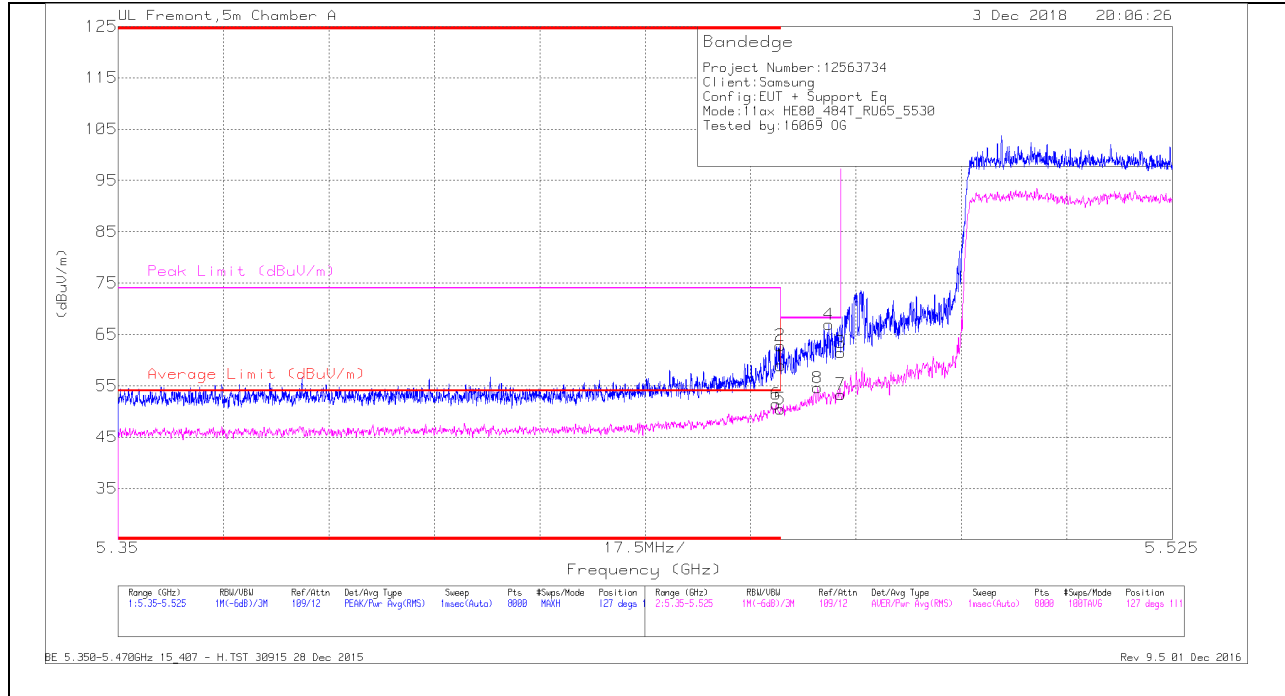
PK-U - U-NII: Maximum Peak

ADR - U-NII AD primary method, RMS average

2TX Antenna 1 + Antenna 2 OFDMA MODE – 484-Tones, RU Index 65

BANDEDGE (LOW CHANNEL)

HORIZONTAL RESULT



Trace Markers

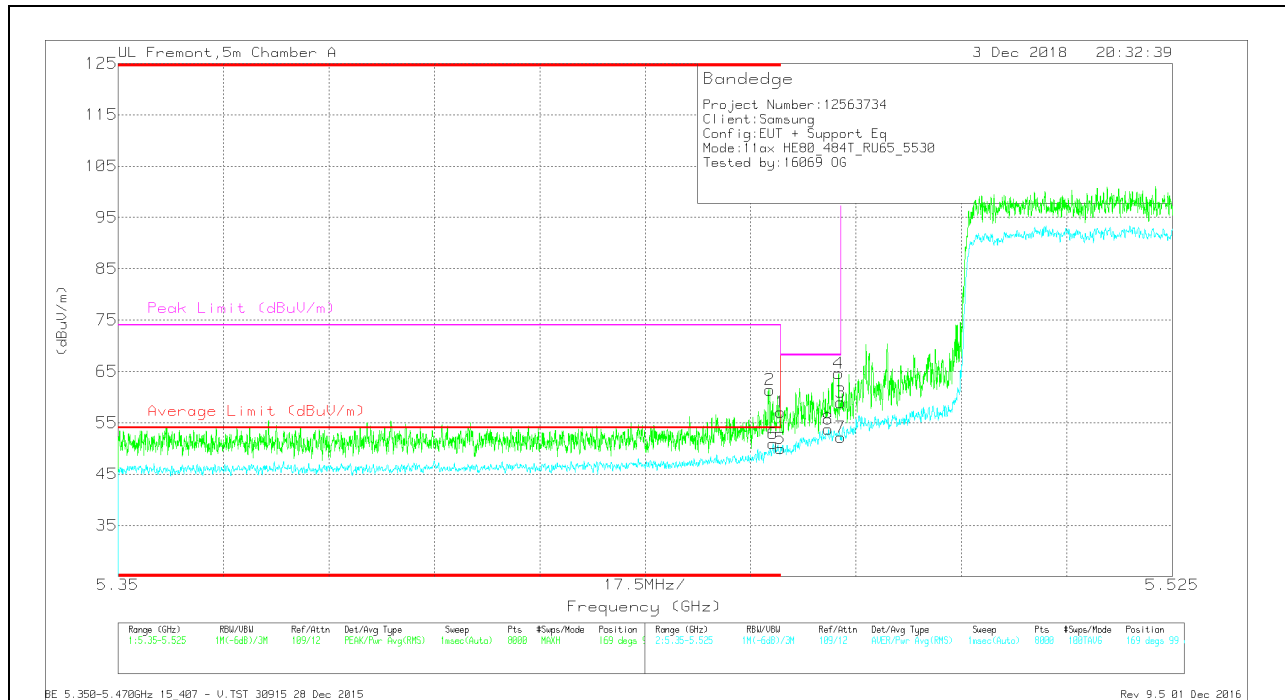
Marker	Frequency (GHz)	Meter Reading (dBuV)	Det	AF T345 (dB/m)	Amp/Ch/Filt/Pad (dB)	DC Corr (dB)	Corrected Reading (dBuV/m)	Average Limit (dBuV/m)	Margin (dB)	Peak Limit (dBuV/m)	PK Margin (dB)	Azimuth (Degs)	Height (cm)	Polarity
1	* 5.46	42.46	Pk	34.6	-18.1	0	58.96	-	-	74	-15.04	127	111	H
2	* 5.46	46.34	Pk	34.6	-18.1	0	62.84	-	-	74	-11.16	127	111	H
5	* 5.46	32.77	RMS	34.6	-18.1	1.22	50.49	54	-3.51	-	-	127	111	H
6	* 5.459	33.68	RMS	34.6	-18.1	1.22	51.4	54	-2.6	-	-	127	111	H
8	5.466	36.78	RMS	34.6	-18	1.22	54.6	-	-	-	-	127	111	H
4	5.468	50.33	Pk	34.6	-18	0	66.93	-	-	68.2	-1.27	127	111	H
3	5.47	44.87	Pk	34.6	-18	0	61.47	-	-	68.2	-6.73	127	111	H
7	5.47	35.46	RMS	34.6	-18	1.22	53.28	-	-	-	-	127	111	H

* - indicates frequency in CFR47 Pt 15 / IC RSS-Restricted Band

Pk - Peak detector

RMS - RMS detection

VERTICAL RESULT



Trace Markers

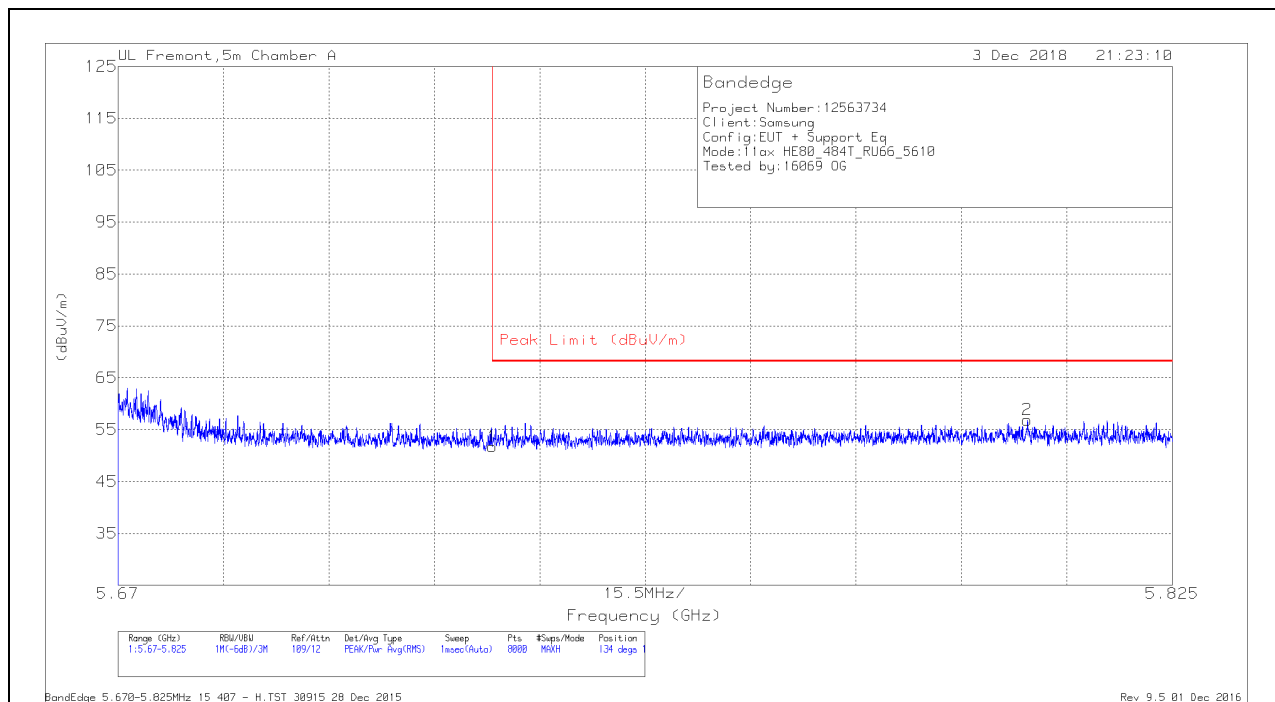
Marker	Frequency (GHz)	Meter Reading (dBuV)	Det	AF T345 (dB/m)	Amp/Cb/Ftr/Psd (dB)	DC Corr (dB)	Corrected Reading (dBuV/m)	Average Limit (dBuV/m)	Margin (dB)	Peak Limit (dBuV/m)	PK Margin (dB)	Azimuth (Degs)	Height (cm)	Polarity
1	* 5.46	40.53	Pk	34.6	-18.1	0	57.03	-	-	74	-16.97	169	99	V
2	* 5.458	44.9	Pk	34.6	-18.1	0	61.4	-	-	74	-12.6	169	99	V
5	* 5.46	32.22	RMS	34.6	-18.1	1.22	49.94	54	-4.06	-	-	169	99	V
6	* 5.459	33.2	RMS	34.6	-18.1	1.22	50.92	54	-3.08	-	-	169	99	V
8	5.468	35.94	RMS	34.6	-18	1.22	53.76	-	-	-	-	169	99	V
3	5.47	42.35	Pk	34.6	-18	0	58.95	-	-	68.2	-9.25	169	99	V
4	5.47	48.01	Pk	34.6	-18	0	64.61	-	-	68.2	-3.59	169	99	V
7	5.47	34.32	RMS	34.6	-18	1.22	52.14	-	-	-	-	169	99	V

* - indicates frequency in CFR47 Pt 15 / IC RSS-Restricted Band
 Pk - Peak detector
 RMS - RMS detection

2TX Antenna 1 + Antenna 2 OFDMA MODE – 484-Tones, RU Index 66

BANDEDGE (HIGH CHANNEL)

HORIZONTAL RESULT

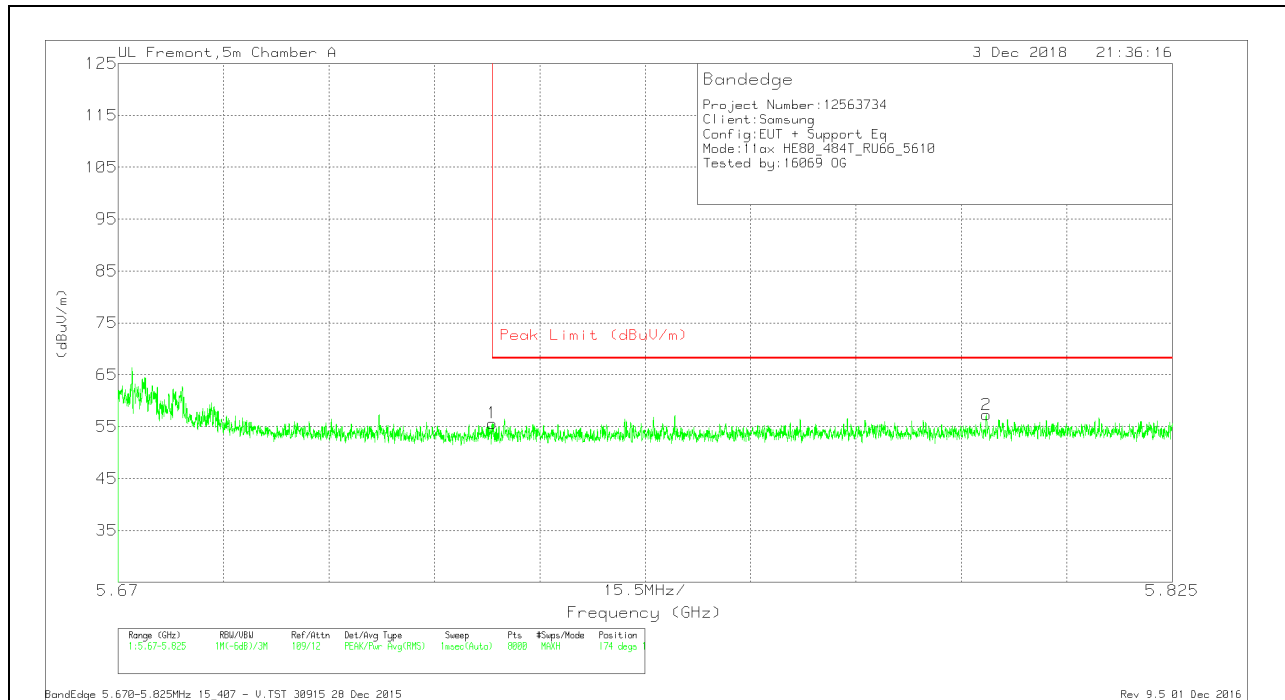


Trace Markers

Marker	Frequency (GHz)	Meter Reading (dBuV)	Det	AF T345 (dB/m)	Amp/Cbl/Filtr/Pad (dB)	DC Corr (dB)	Corrected Reading (dBuV/m)	Peak Limit (dBuV/m)	PK Margin (dB)	Azimuth (Degs)	Height (cm)	Polarity
1	5.725	34.85	Pk	35	-18.1	0	51.75	68.2	-16.45	134	102	H
2	5.804	39.58	Pk	35	-17.7	0	56.88	68.2	-11.32	134	102	H

* - indicates frequency in CFR47 Pt 15 / IC RSS-Restricted Band
 Pk - Peak detector

VERTICAL RESULT



Trace Markers

Marker	Frequency (GHz)	Meter Reading (dBuV)	Det	AF T345 (dB/m)	Amp/Cbl/Filtr/Par d (dB)	DC Corr (dB)	Corrected Reading (dBuV/m)	Peak Limit (dBuV/m)	PK Margin (dB)	Azimuth (Degs)	Height (cm)	Polarity
1	5.725	38.76	Pk	35	-18.1	0	55.66	68.2	-12.54	174	111	V
2	5.798	40.08	Pk	35	-17.8	0	57.28	68.2	-10.92	174	111	V

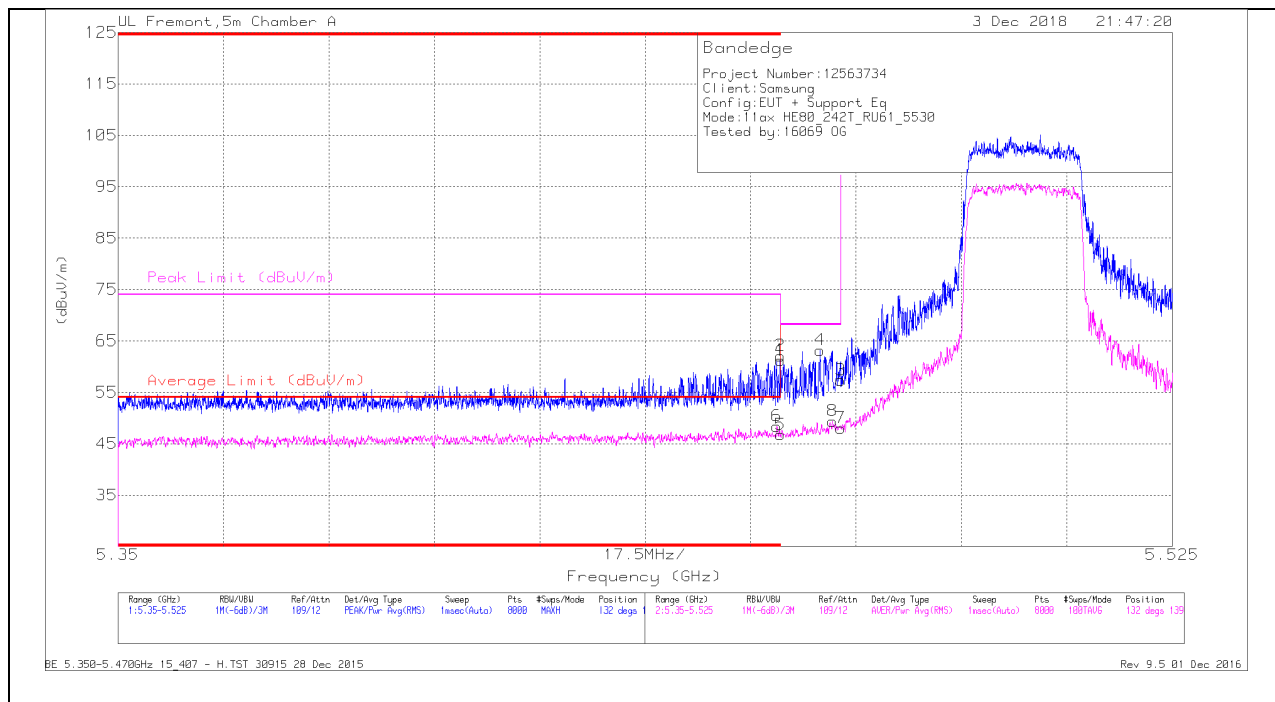
* - indicates frequency in CFR47 Pt 15 / IC RSS-Restricted Band

Pk - Peak detector

2TX Antenna 1 + Antenna 2 OFDMA MODE – 242-Tones, RU Index 61

BANDEDGE (LOW CHANNEL)

HORIZONTAL RESULT



Trace Markers

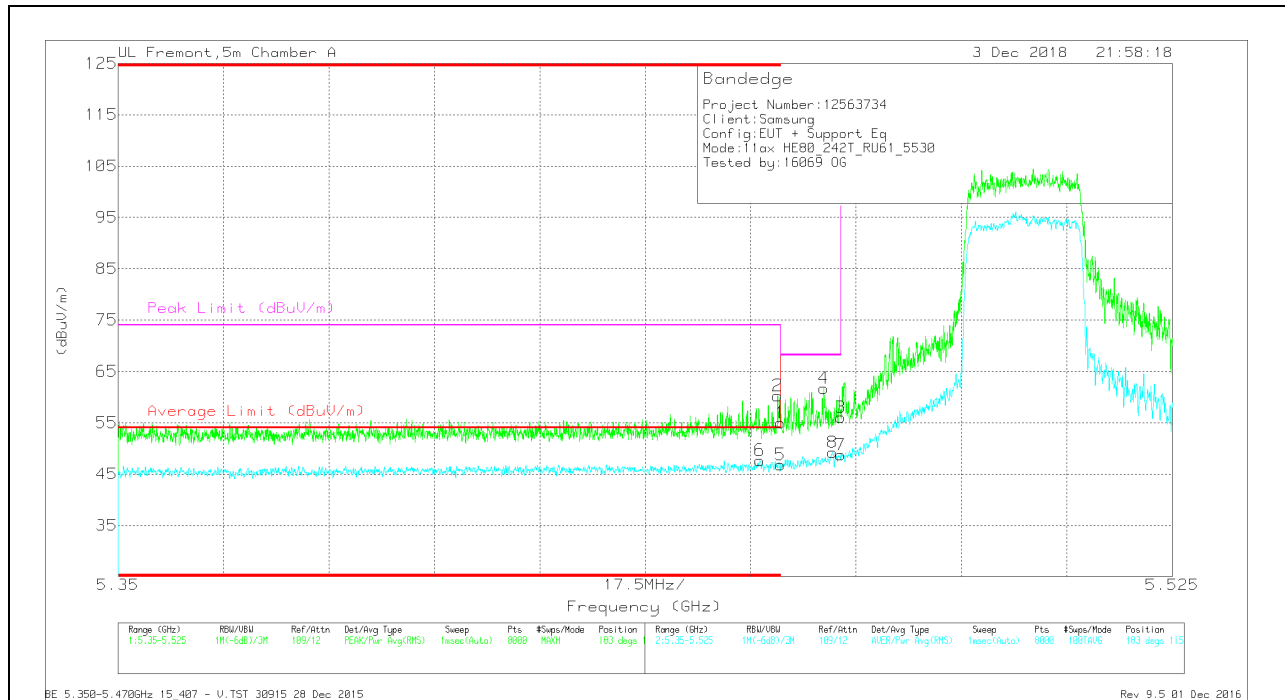
Marker	Frequency (GHz)	Meter Reading (dBuV)	Det	AF T345 (dB/m)	Amp/Chl/Filt/Pad (dB)	DC Corr (dB)	Corrected Reading (dBuV/m)	Average Limit (dBuV/m)	Margin (dB)	Peak Limit (dBuV/m)	PK Margin (dB)	Azimuth (Degs)	Height (cm)	Polarity
1	* 5.46	44.75	Pk	34.6	-18.1	0	61.25	-	-	74	-12.75	132	139	H
2	* 5.46	45.62	Pk	34.6	-18.1	0	62.12	-	-	74	-11.88	132	139	H
5	* 5.46	29.61	RMS	34.6	-18.1	.72	46.83	54	-7.17	-	-	132	139	H
6	* 5.459	31.26	RMS	34.6	-18.1	.72	48.48	54	-5.52	-	-	132	139	H
4	5.467	46.62	Pk	34.6	-18	0	63.22	-	-	68.2	-4.98	132	139	H
8	5.469	32.04	RMS	34.6	-17.9	.72	49.45	-	-	-	-	132	139	H
3	5.47	40.76	Pk	34.6	-18	0	57.36	-	-	68.2	-10.84	132	139	H
7	5.47	30.79	RMS	34.6	-18	.72	48.11	-	-	-	-	132	139	H

* - indicates frequency in CFR47 Pt 15 / IC RSS-Restricted Band

Pk - Peak detector

RMS - RMS detection

VERTICAL RESULT



Trace Markers

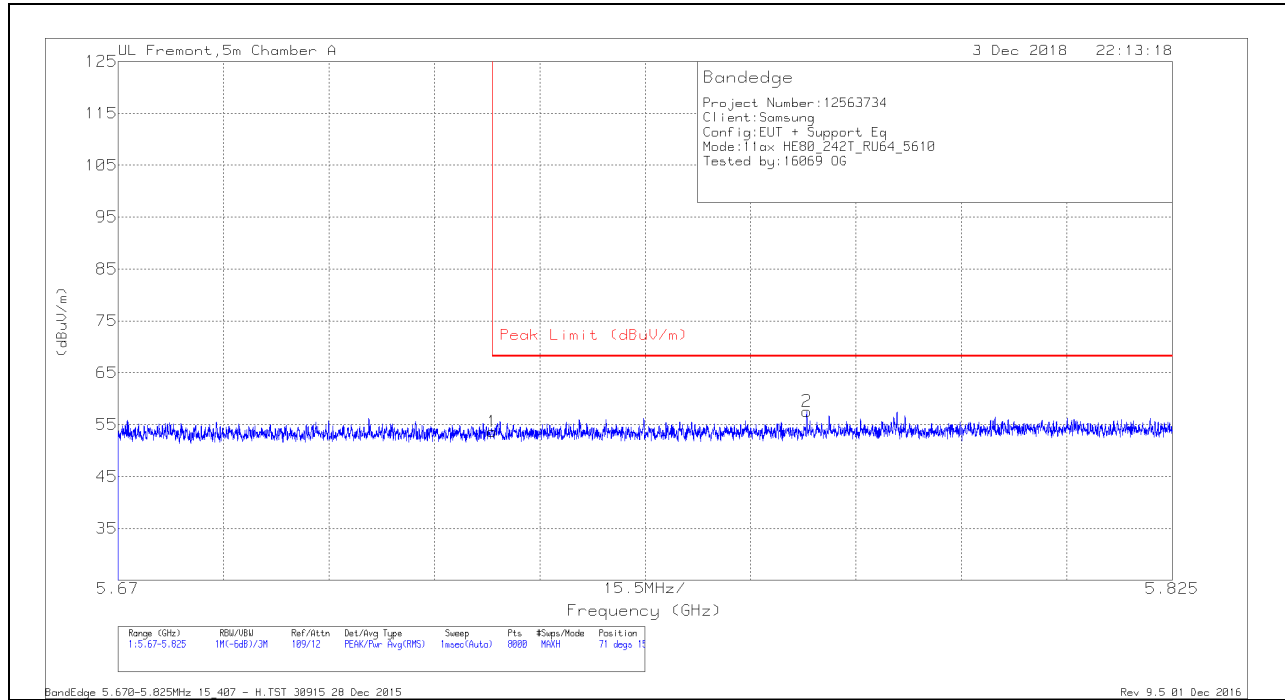
Marker	Frequency (GHz)	Meter Reading (dBuV)	Det	AF T345 (dB/m)	Amp/Cb/Ftr/Pad (dB)	DC Corr (dB)	Corrected Reading (dBuV/m)	Average Limit (dBuV/m)	Margin (dB)	Peak Limit (dBuV/m)	PK Margin (dB)	Azimuth (Degs)	Height (cm)	Polarity
1	* 5.46	38.49	Pk	34.6	-18.1	0	54.99	-	-	74	-19.01	183	115	V
2	* 5.459	43.76	Pk	34.6	-18.1	0	60.26	-	-	74	-13.74	183	115	V
5	* 5.46	29.58	RMS	34.6	-18.1	.72	46.8	54	-7.2	-	-	183	115	V
6	* 5.457	30.45	RMS	34.6	-18.1	.72	47.67	54	-6.33	-	-	183	115	V
4	5.467	45.12	Pk	34.6	-18	0	61.72	-	-	68.2	-6.48	183	115	V
8	5.469	31.81	RMS	34.6	-17.9	.72	49.23	-	-	-	-	183	115	V
3	5.47	39.48	Pk	34.6	-18	0	56.08	-	-	68.2	-12.12	183	115	V
7	5.47	31.43	RMS	34.6	-18	.72	48.75	-	-	-	-	183	115	V

* - indicates frequency in CFR47 Pt 15 / IC RSS-Restricted Band
 Pk - Peak detector
 RMS - RMS detection

2TX Antenna 1 + Antenna 2 OFDMA MODE – 242-Tones, RU Index 64

BANDEDGE (HIGH CHANNEL)

HORIZONTAL RESULT

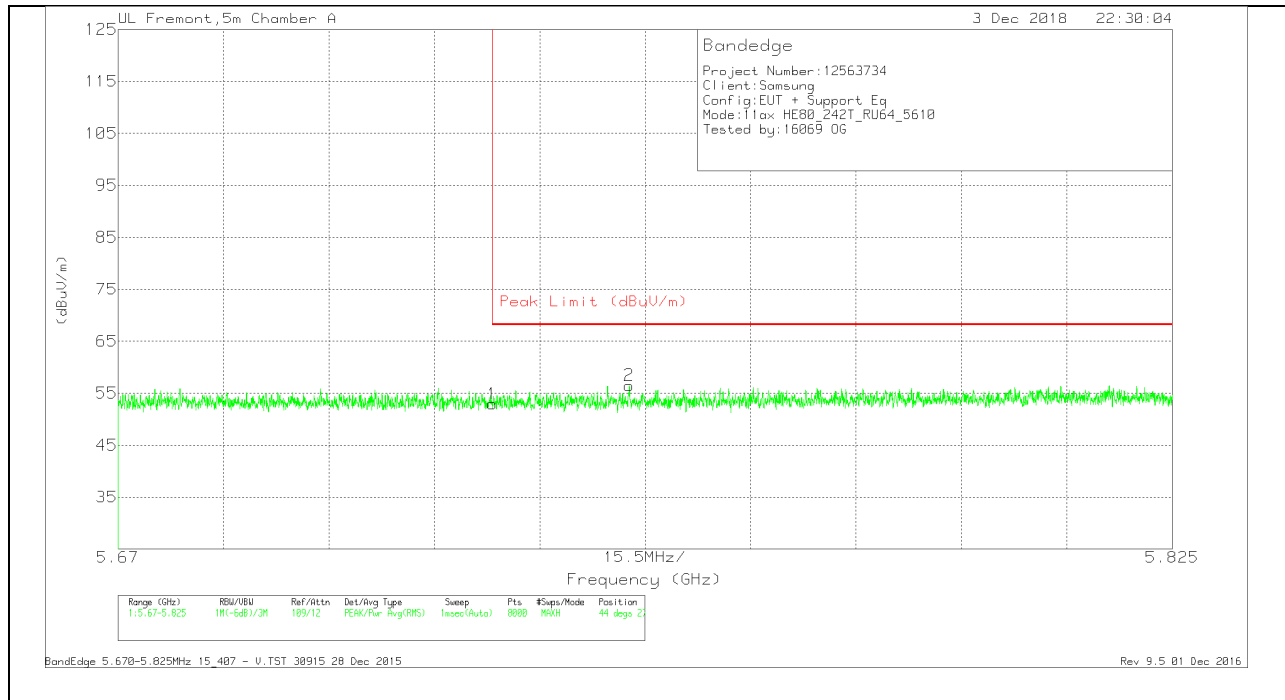


Trace Markers

Marker	Frequency (GHz)	Meter Reading (dBuV)	Det	AF T345 (dB/m)	Amp/Cbl/Filtr/Pad (dB)	DC Corr (dB)	Corrected Reading (dBuV/m)	Peak Limit (dBuV/m)	PK Margin (dB)	Azimuth (Degs)	Height (cm)	Polarity
1	5.725	36.74	Pk	35	-18.1	0	53.64	68.2	-14.56	71	153	H
2	5.771	40.36	Pk	35	-17.8	0	57.56	68.2	-10.64	71	153	H

* - indicates frequency in CFR47 Pt 15 / IC RSS-Restricted Band
 Pk - Peak detector

VERTICAL RESULT



Trace Markers

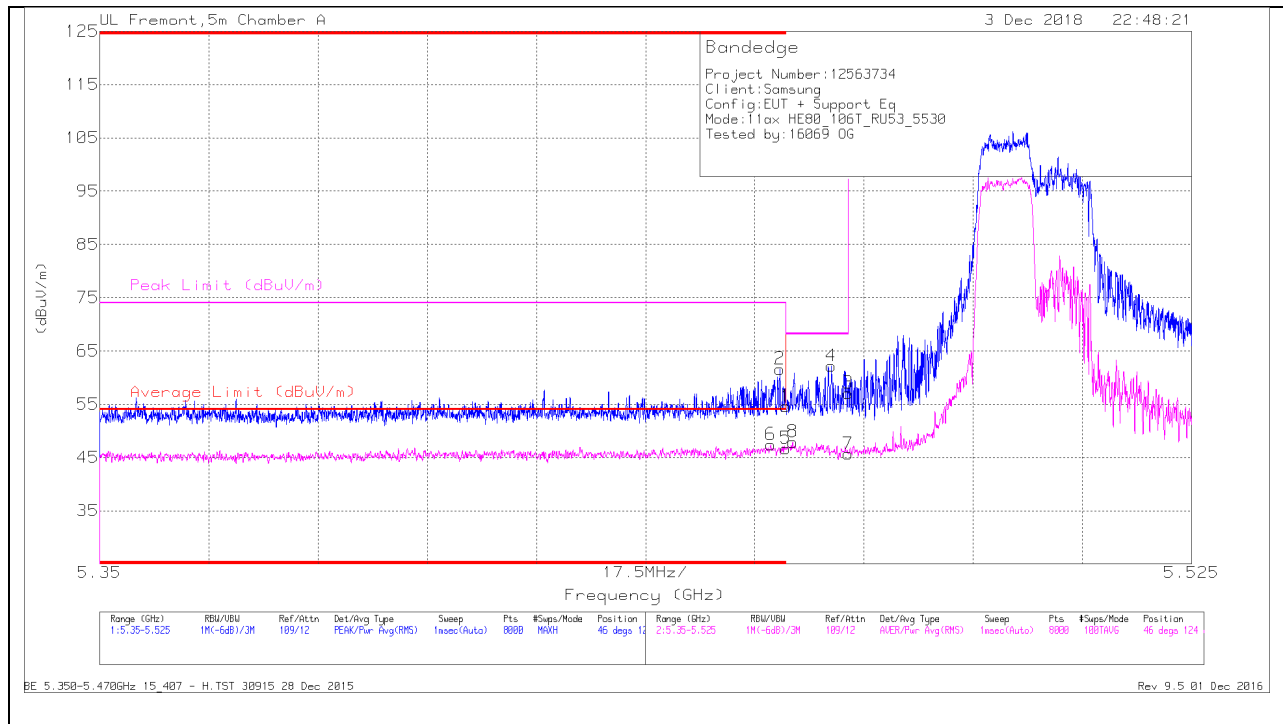
Marker	Frequency (GHz)	Meter Reading (dBuV)	Det	AF T345 (dB/m)	Amp/Cbl/Filtr/Parad (dB)	DC Corr (dB)	Corrected Reading (dBuV/m)	Peak Limit (dBuV/m)	PK Margin (dB)	Azimuth (Degs)	Height (cm)	Polarity
1	5.725	36.03	PK	35	-18.1	0	52.93	68.2	-15.27	44	273	V
2	5.745	39.4	PK	35	-17.9	0	56.5	68.2	-11.7	44	273	V

* - indicates frequency in CFR47 Pt 15 / IC RSS-Restricted Band
 Pk - Peak detector

2TX Antenna 1 + Antenna 2 OFDMA MODE – 106-Tones, RU Index 53

BANDEDGE (LOW CHANNEL)

HORIZONTAL RESULT



Trace Markers

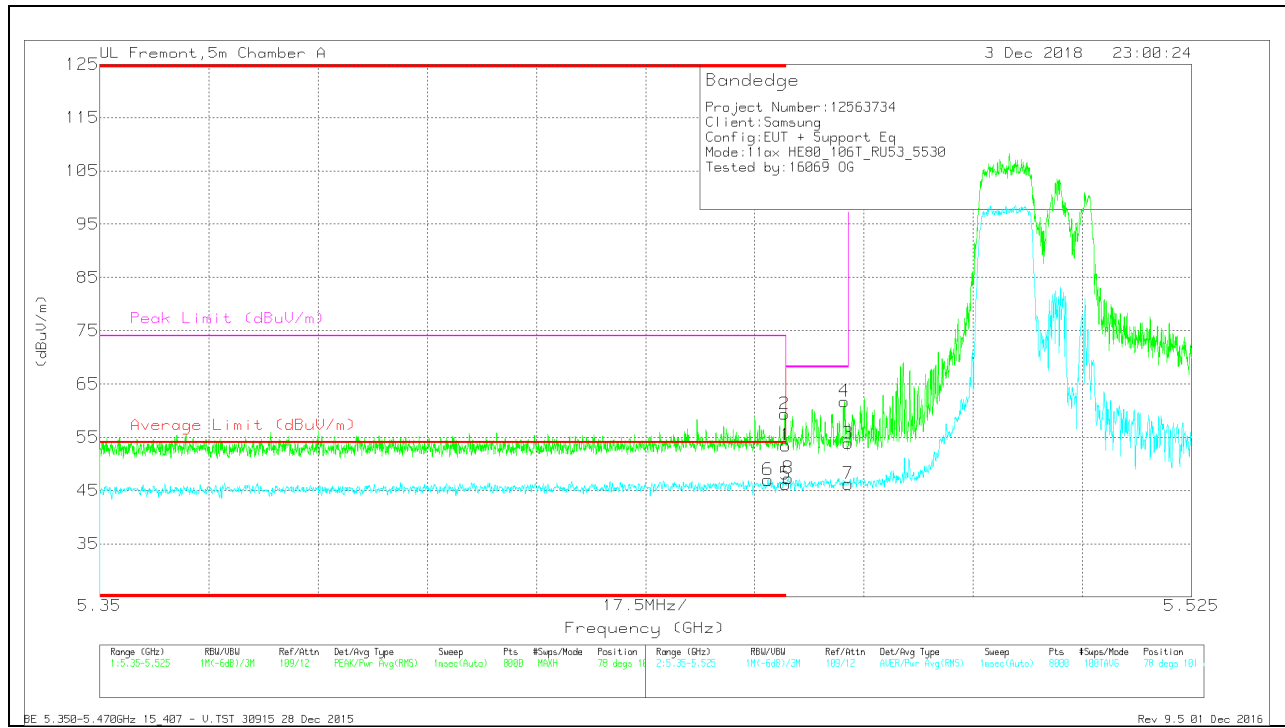
Marker	Frequency (GHz)	Meter Reading (dBuV)	Det	AF T345 (dB/m)	Amp/Ch/Fltr/Pad (dB)	DC Corr (dB)	Corrected Reading (dBuV/m)	Average Limit (dBuV/m)	Margin (dB)	Peak Limit (dBuV/m)	PK Margin (dB)	Azimuth (Degs)	Height (cm)	Polarity
6	* 5.458	30.56	RMS	34.6	-18.1	.36	47.42	54	-6.58	-	-	46	124	H
2	* 5.459	45.11	Pk	34.6	-18.1	0	61.61	-	-	74	-12.39	46	124	H
1	* 5.46	38.07	Pk	34.6	-18.1	0	54.57	-	-	74	-19.43	46	124	H
5	* 5.46	29.85	RMS	34.6	-18.1	.36	46.71	54	-7.29	-	-	46	124	H
8	5.461	30.97	RMS	34.6	-18	.36	47.93	-	-	-	-	46	124	H
4	5.467	45.58	Pk	34.6	-18	0	62.18	-	-	68.2	-6.02	46	124	H
3	5.47	40.48	Pk	34.6	-18	0	57.08	-	-	68.2	-11.12	46	124	H
7	5.47	28.7	RMS	34.6	-18	.36	45.66	-	-	-	-	46	124	H

* - indicates frequency in CFR47 Pt 15 / IC RSS-Restricted Band

Pk - Peak detector

RMS - RMS detection

VERTICAL RESULT



Trace Markers

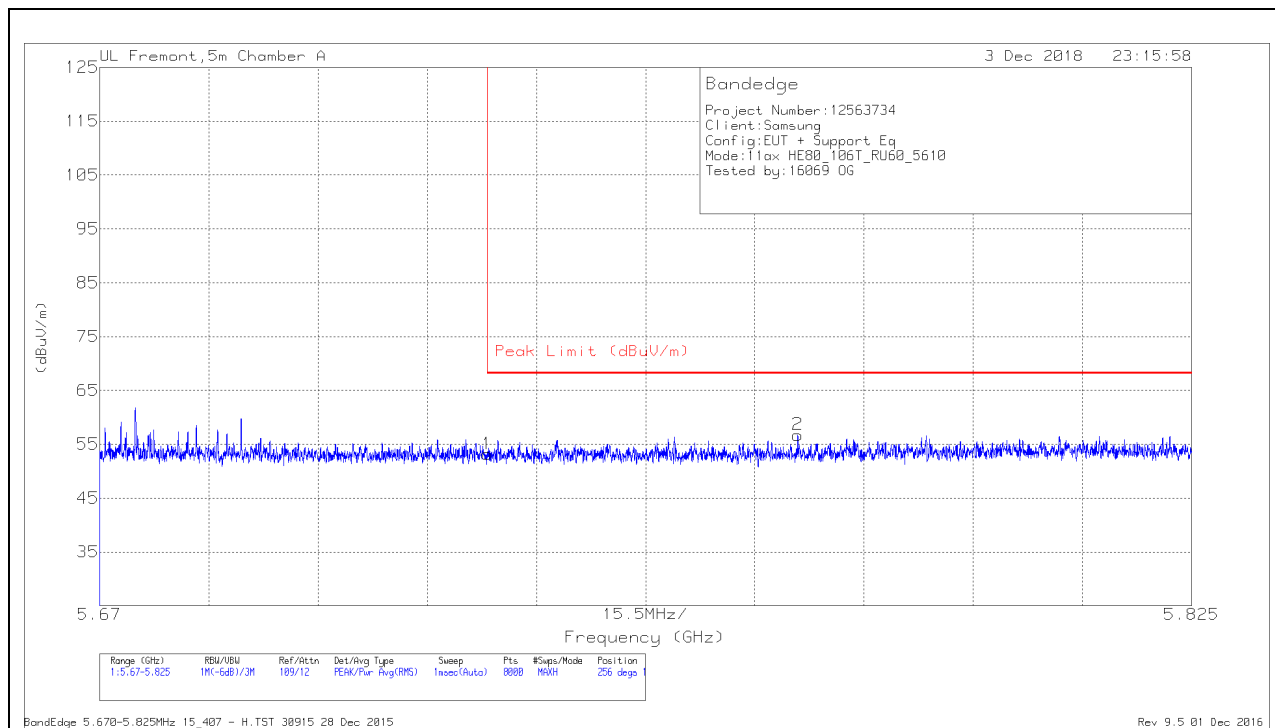
Marker	Frequency (GHz)	Meter Reading (dBuV)	Det	AF T345 (dB/m)	Amp/Cb/Ftr/Pad (dB)	DC Corr (dB)	Corrected Reading (dBuV/m)	Average Limit (dBuV/m)	Margin (dB)	Peak Limit (dBuV/m)	PK Margin (dB)	Azimuth (Degs)	Height (cm)	Polarity
6	* 5.457	30.13	RMS	34.6	-18.1	-36	46.99	54	-7.01	-	-	78	101	V
1	* 5.46	36.95	Pk	34.6	-18.1	0	53.45	-	-	74	-20.55	78	101	V
2	* 5.46	42.86	Pk	34.6	-18.1	0	59.36	-	-	74	-14.64	78	101	V
5	* 5.46	29.33	RMS	34.6	-18.1	-36	46.19	54	-7.81	-	-	78	101	V
8	5.46	30.43	RMS	34.6	-18.1	-36	47.29	-	-	-	-	78	101	V
4	5.469	45.13	Pk	34.6	-18	0	61.73	-	-	68.2	-6.47	78	101	V
3	5.47	37.25	Pk	34.6	-18	0	53.85	-	-	68.2	-14.35	78	101	V
7	5.47	29.29	RMS	34.6	-18	-36	46.25	-	-	-	-	78	101	V

* - indicates frequency in CFR47 Pt 15 / IC RSS-Restricted Band
 Pk - Peak detector
 RMS - RMS detection

2TX Antenna 1 + Antenna 2 OFDMA MODE – 106-Tones, RU Index 60

BANDEDGE (HIGH CHANNEL)

HORIZONTAL RESULT



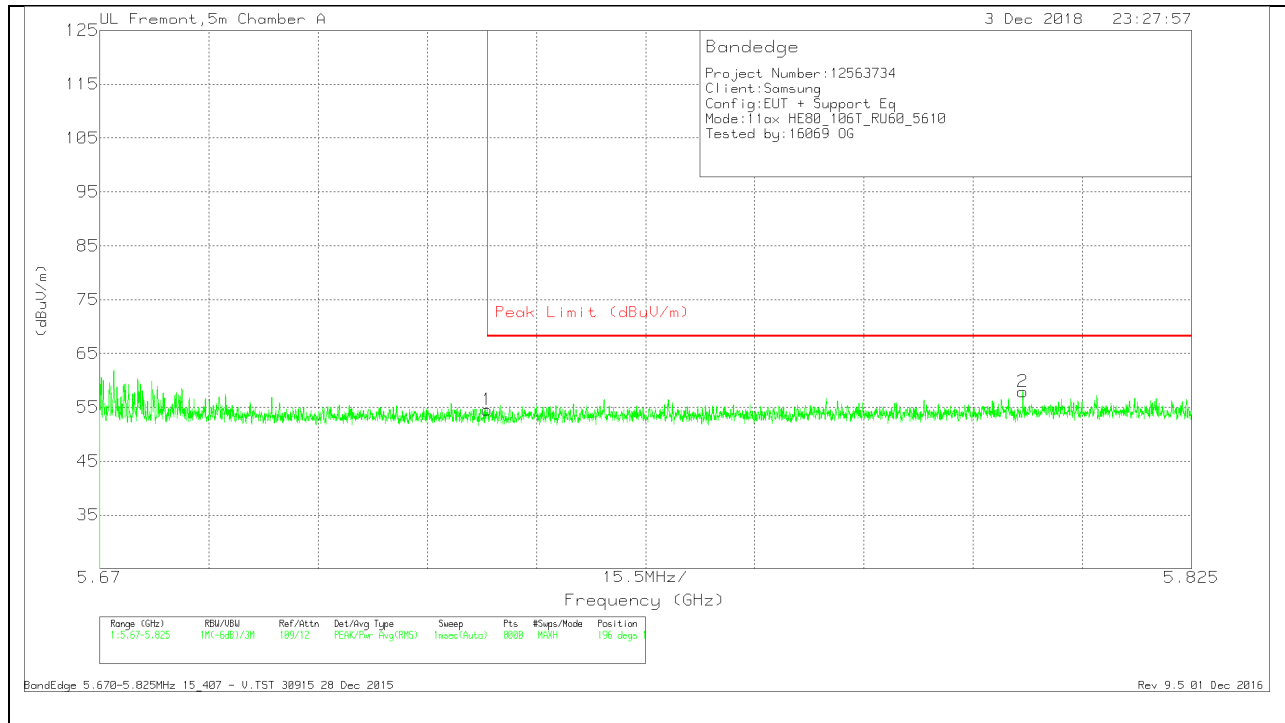
Trace Markers

Marker	Frequency (GHz)	Meter Reading (dBuV)	Det	AF T345 (dB/m)	Amp/Cb/Filtr/Pad (dB)	DC Corr (dB)	Corrected Reading (dBuV/m)	Peak Limit (dBuV/m)	PK Margin (dB)	Azimuth (Degs)	Height (cm)	Polarity
1	5.725	36.27	Pk	35	-18.1	0	53.17	68.2	-15.03	256	113	H
2	5.769	39.65	Pk	35	-17.9	0	56.75	68.2	-11.45	256	113	H

* - indicates frequency in CFR47 Pt 15 / IC RSS-Restricted Band

Pk - Peak detector

VERTICAL RESULT



Trace Markers

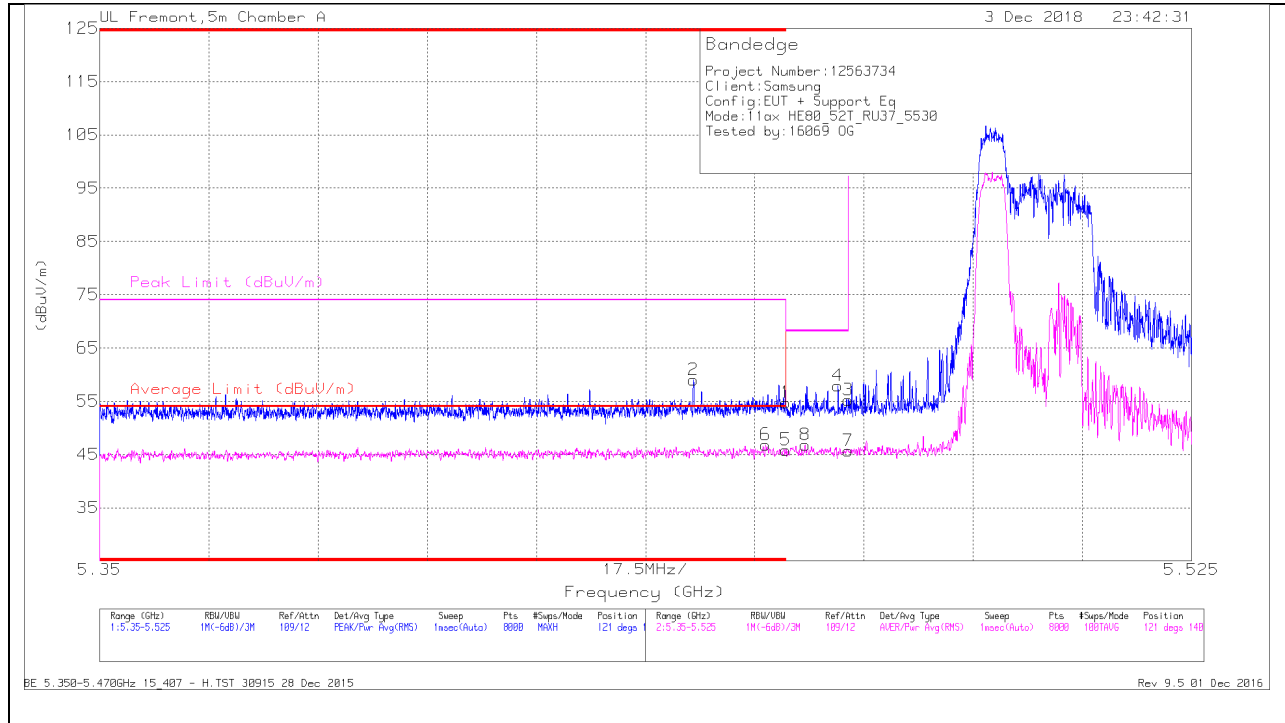
Marker	Frequency (GHz)	Meter Reading (dBuV)	Det	AF T345 (dB/m)	Amp/Cb/Filtr/Pad (dB)	DC Corr (dB)	Corrected Reading (dBuV/m)	Peak Limit (dBuV/m)	PK Margin (dB)	Azimuth (Degs)	Height (cm)	Polarity
1	5.725	37.59	PK	35	-18.1	0	54.49	68.2	-13.71	196	113	V
2	5.801	40.61	PK	35	-17.7	0	57.91	68.2	-10.29	196	113	V

* - indicates frequency in CFR47 Pt 15 / IC RSS-Restricted Band
 Pk - Peak detector

2TX Antenna 1 + Antenna 2 OFDMA MODE – 52-Tones, RU Index 37

BANDEDGE (LOW CHANNEL)

HORIZONTAL RESULT



Trace Markers

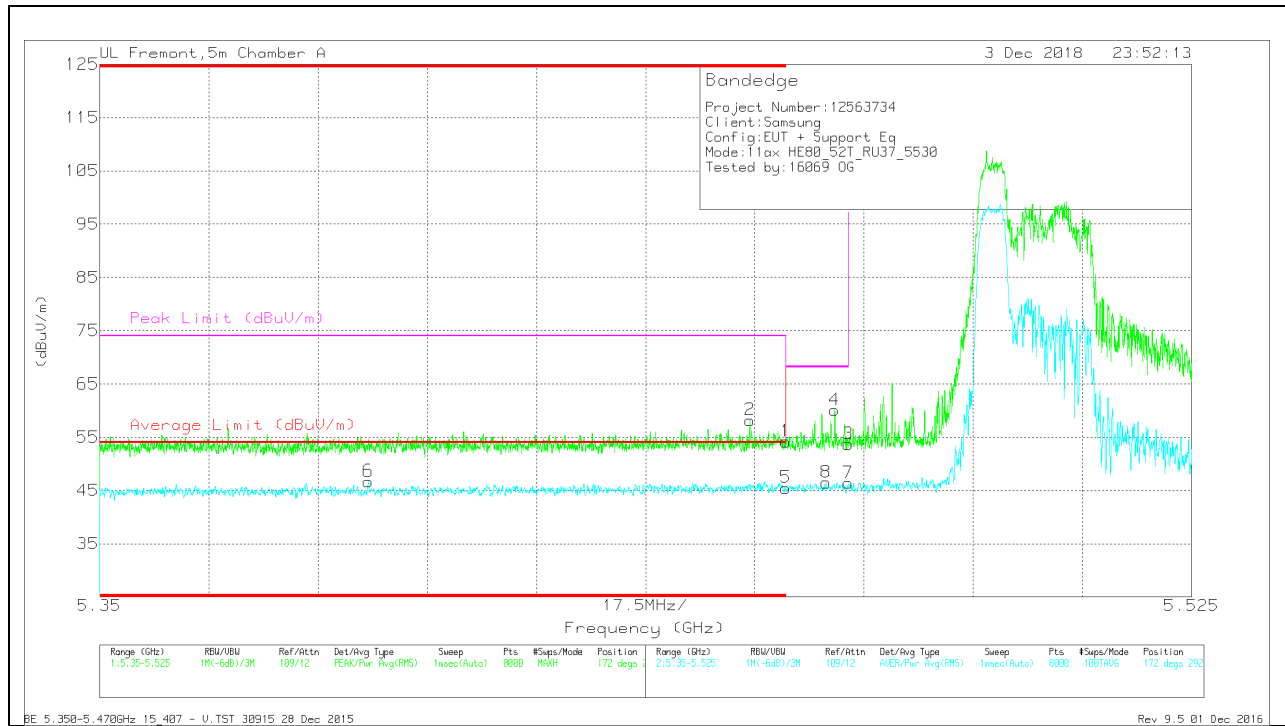
Marker	Frequency (GHz)	Meter Reading (dBuV)	Det	AF T345 (dB/m)	Amp/Cb/Ftr/Pad (dB)	DC Corr (dB)	Corrected Reading (dBuV/m)	Average Limit (dBuV/m)	Margin (dB)	Peak Limit (dBuV/m)	PK Margin (dB)	Azimuth (Degs)	Height (cm)	Polarity
2	* 5.445	42.4	Pk	34.6	-18	0	59	-	-	74	-15	121	140	H
6	* 5.457	30.15	RMS	34.6	-18.1	.16	46.81	54	-7.19	-	-	121	140	H
1	* 5.46	38.21	Pk	34.6	-18.1	0	54.71	-	-	74	-19.29	121	140	H
5	* 5.46	29.16	RMS	34.6	-18.1	.16	45.82	54	-8.18	-	-	121	140	H
8	5.463	30.02	RMS	34.6	-18	.16	46.78	-	-	-	-	121	140	H
4	5.468	41.17	Pk	34.6	-17.9	0	57.87	-	-	68.2	-10.33	121	140	H
3	5.47	38.62	Pk	34.6	-18	0	55.22	-	-	68.2	-12.98	121	140	H
7	5.47	28.9	RMS	34.6	-18	.16	45.66	-	-	-	-	121	140	H

* - indicates frequency in CFR47 Pt 15 / IC RSS-Restricted Band

Pk - Peak detector

RMS - RMS detection

VERTICAL RESULT



Trace Markers

Marker	Frequency (GHz)	Meter Reading (dBuV)	Det	AF T345 (dB/m)	Amp/Cb/Ftr/Pad (dB)	DC Corr (dB)	Corrected Reading (dBuV/m)	Average Limit (dBuV/m)	Margin (dB)	Peak Limit (dBuV/m)	PK Margin (dB)	Azimuth (Degs)	Height (cm)	Polarity
6	* 5.393	29.94	RMS	34.6	-18	.16	46.7	54	-7.3	-	-	172	292	V
2	* 5.454	41.6	Pk	34.6	-18	0	58.2	-	-	74	-15.8	172	292	V
1	* 5.46	37.69	Pk	34.6	-18.1	0	54.19	-	-	74	-19.81	172	292	V
5	* 5.46	28.84	RMS	34.6	-18.1	.16	45.5	54	-8.5	-	-	172	292	V
8	5.466	29.73	RMS	34.6	-18	.16	46.49	-	-	-	-	172	292	V
4	5.468	43.49	Pk	34.6	-18	0	60.09	-	-	68.2	-8.11	172	292	V
3	5.47	37.1	Pk	34.6	-18	0	53.7	-	-	68.2	-14.5	172	292	V
7	5.47	29.63	RMS	34.6	-18	.16	46.39	-	-	-	-	172	292	V

* - indicates frequency in CFR47 Pt 15 / IC RSS-Restricted Band

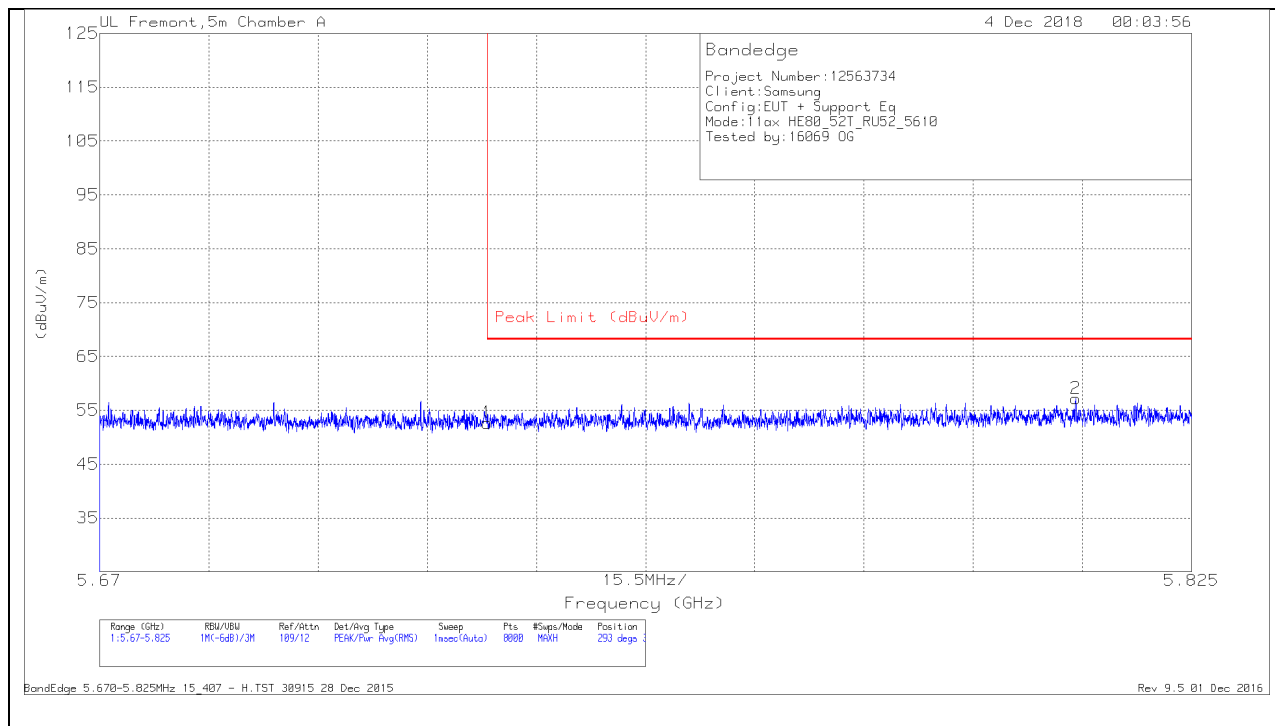
Pk - Peak detector

RMS - RMS detection

2TX Antenna 1 + Antenna 2 OFDMA MODE – 52-Tones, RU Index 52

BANDEDGE (HIGH CHANNEL)

HORIZONTAL RESULT

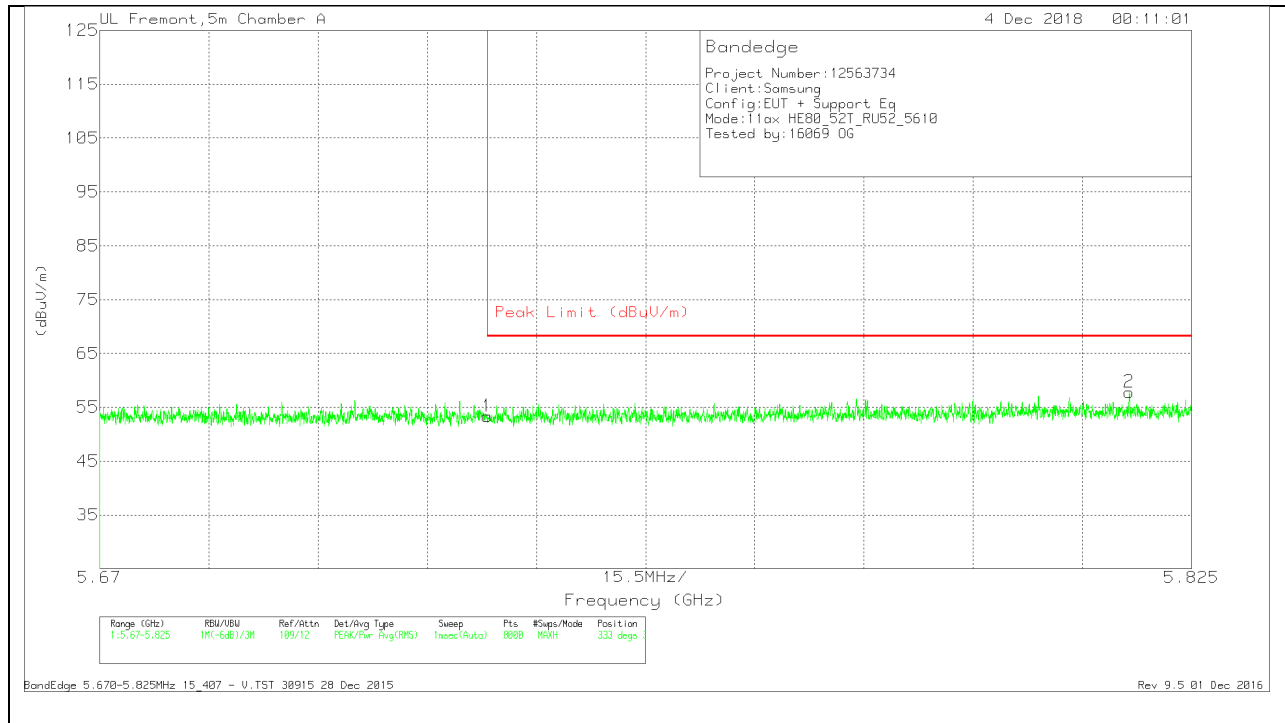


Trace Markers

Marker	Frequency (GHz)	Meter Reading (dBuV)	Det	AF T345 (dB/m)	Amp/Cb/Filtr/Pad (dB)	DC Corr (dB)	Corrected Reading (dBuV/m)	Peak Limit (dBuV/m)	PK Margin (dB)	Azimuth (Degs)	Height (cm)	Polarity
1	5.725	35.76	Pk	35	-18.1	0	52.66	68.2	-15.54	293	326	H
2	5.809	39.86	Pk	35	-17.7	0	57.16	68.2	-11.04	293	326	H

* - indicates frequency in CFR47 Pt 15 / IC RSS-Restricted Band
 Pk - Peak detector

VERTICAL RESULT



Trace Markers

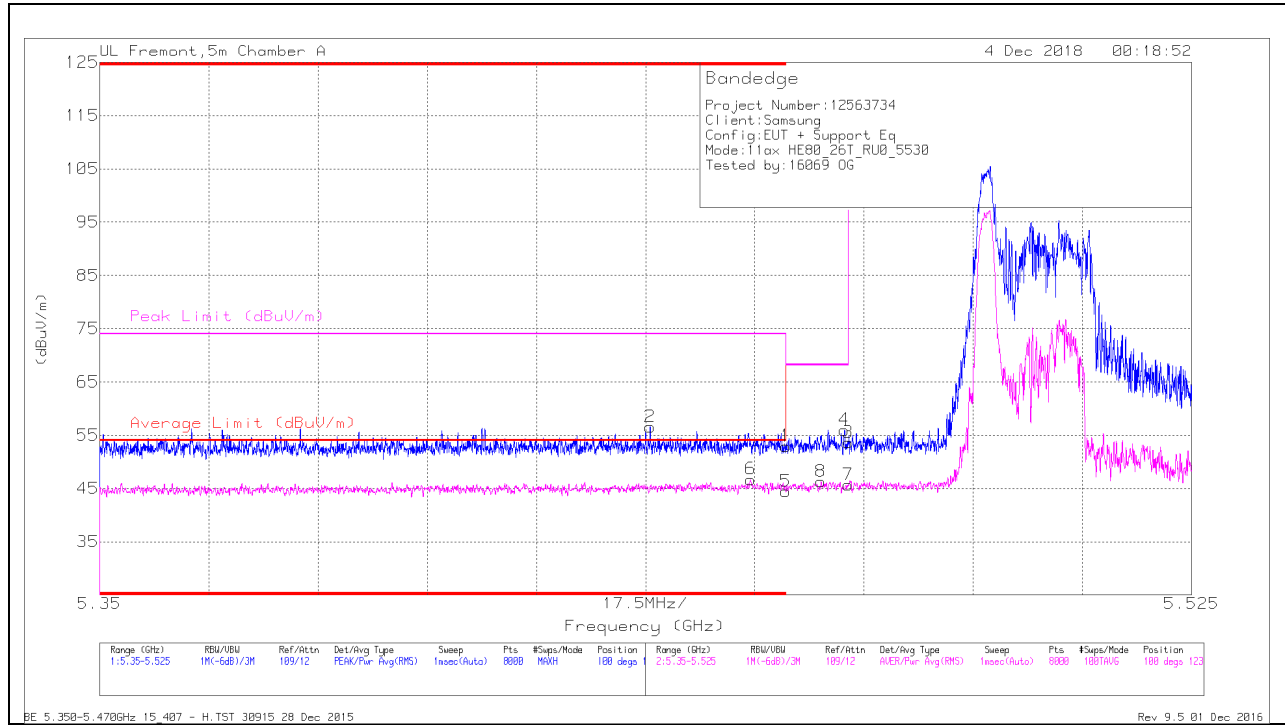
Marker	Frequency (GHz)	Meter Reading (dBuV)	Det	AF T345 (dB/m)	Amp/Cb/Filtr/Pad (dB)	DC Corr (dB)	Corrected Reading (dBuV/m)	Peak Limit (dBuV/m)	PK Margin (dB)	Azimuth (Degs)	Height (cm)	Polarity
1	5.725	36.43	PK	35	-18.1	0	53.33	68.2	-14.87	333	394	V
2	5.816	40.62	PK	35	-17.8	0	57.82	68.2	-10.38	333	394	V

* - indicates frequency in CFR47 Pt 15 / IC RSS-Restricted Band
 Pk - Peak detector

2TX Antenna 1 + Antenna 2 OFDMA MODE – 26-Tones, RU Index 0

BANDEDGE (LOW CHANNEL)

HORIZONTAL RESULT



Trace Markers

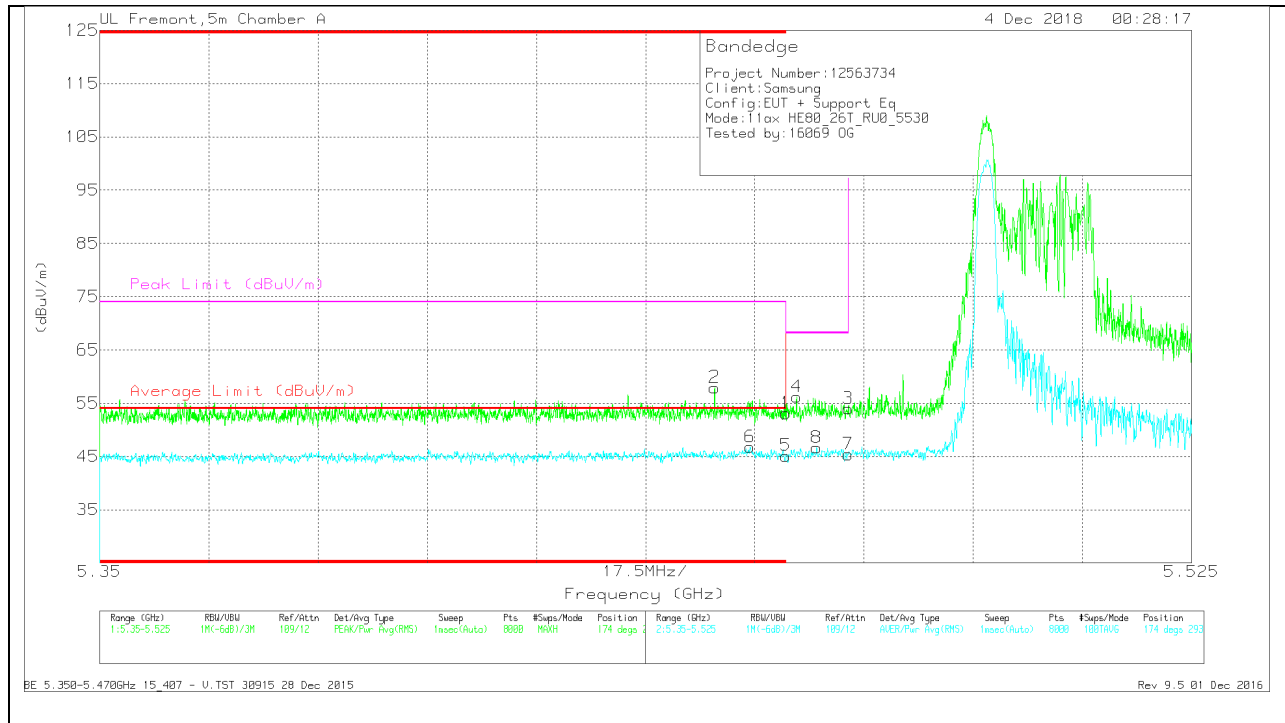
Marker	Frequency (GHz)	Meter Reading (dBuV)	Det	AF T345 (dB/m)	Amp/Ch/Filt/Pad (dB)	DC Corr (dB)	Corrected Reading (dBuV/m)	Average Limit (dBuV/m)	Margin (dB)	Peak Limit (dBuV/m)	PK Margin (dB)	Azimuth (Degs)	Height (cm)	Polarity
2	* 5.438	39.97	Pk	34.6	-18	0	56.57	-	-	74	-17.43	100	123	H
6	* 5.454	30	RMS	34.6	-18	.12	46.72	54	-7.28	-	-	100	123	H
1	* 5.46	36.42	Pk	34.6	-18.1	0	52.92	-	-	74	-21.08	100	123	H
5	* 5.46	27.81	RMS	34.6	-18.1	.12	44.43	54	-9.57	-	-	100	123	H
8	5.466	29.55	RMS	34.6	-18	.12	46.27	-	-	-	-	100	123	H
4	5.469	39.37	Pk	34.6	-18	0	55.97	-	-	68.2	-12.23	100	123	H
3	5.47	37.02	Pk	34.6	-18	0	53.62	-	-	68.2	-14.58	100	123	H
7	5.47	28.94	RMS	34.6	-18	.12	45.66	-	-	-	-	100	123	H

* - indicates frequency in CFR47 Pt 15 / IC RSS-Restricted Band

Pk - Peak detector

RMS - RMS detection

VERTICAL RESULT



Trace Markers

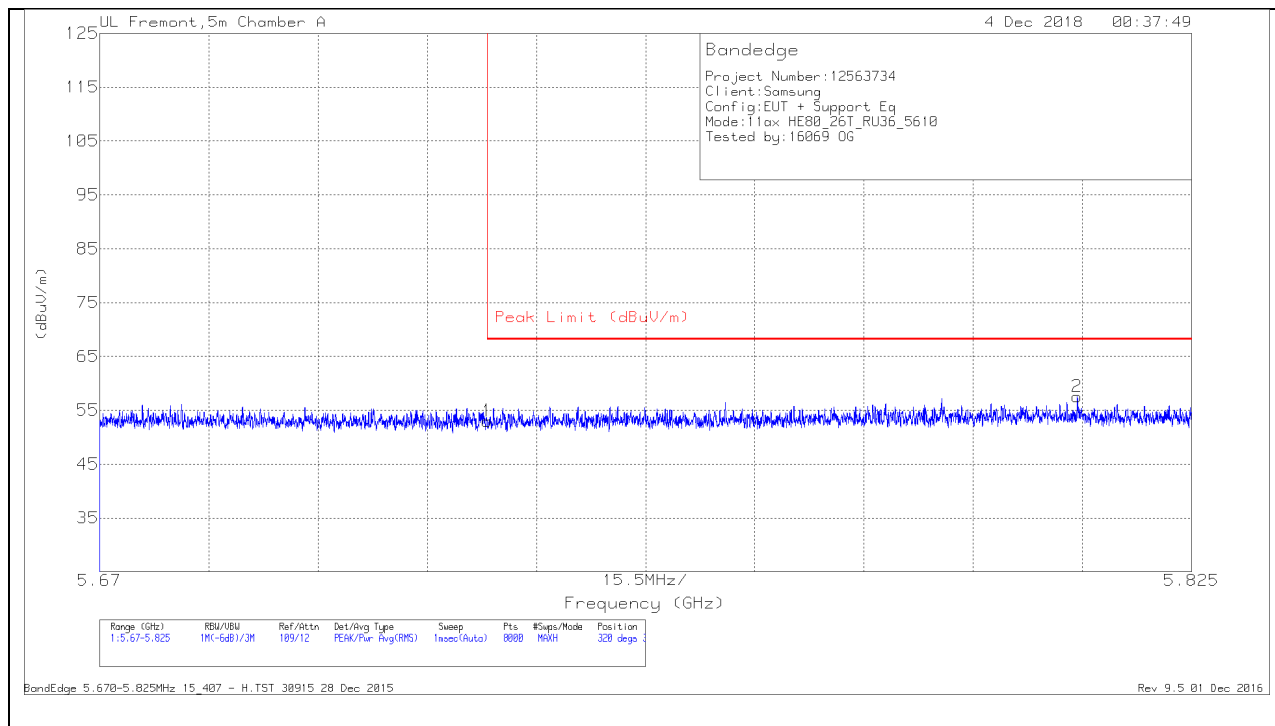
Marker	Frequency (GHz)	Meter Reading (dBuV)	Det	AF T345 (dB/m)	Amp/Cb/Ftr/Pad (dB)	DC Corr (dB)	Corrected Reading (dBuV/m)	Average Limit (dBuV/m)	Margin (dB)	Peak Limit (dBuV/m)	PK Margin (dB)	Azimuth (Degs)	Height (cm)	Polarity
2	* 5.449	-41.32	Pk	34.6	-18	0	57.92	-	-	74	-16.08	174	293	V
6	* 5.454	30.06	RMS	34.6	-18	.12	46.78	54	-7.22	-	-	174	293	V
1	* 5.46	36.6	Pk	34.6	-18.1	0	53.1	-	-	74	-20.9	174	293	V
5	* 5.46	28.51	RMS	34.6	-18.1	.12	45.13	54	-8.87	-	-	174	293	V
4	5.462	39.58	Pk	34.6	-18	0	56.18	-	-	68.2	-12.02	174	293	V
8	5.465	29.94	RMS	34.6	-18	.12	46.66	-	-	-	-	174	293	V
3	5.47	37.39	Pk	34.6	-18	0	53.99	-	-	68.2	-14.21	174	293	V
7	5.47	28.67	RMS	34.6	-18	.12	45.39	-	-	-	-	174	293	V

* - indicates frequency in CFR47 Pt 15 / IC RSS-Restricted Band
 Pk - Peak detector
 RMS - RMS detection

2TX Antenna 1 + Antenna 2 OFDMA MODE – 26-Tones, RU Index 36

BANDEDGE (HIGH CHANNEL)

HORIZONTAL RESULT



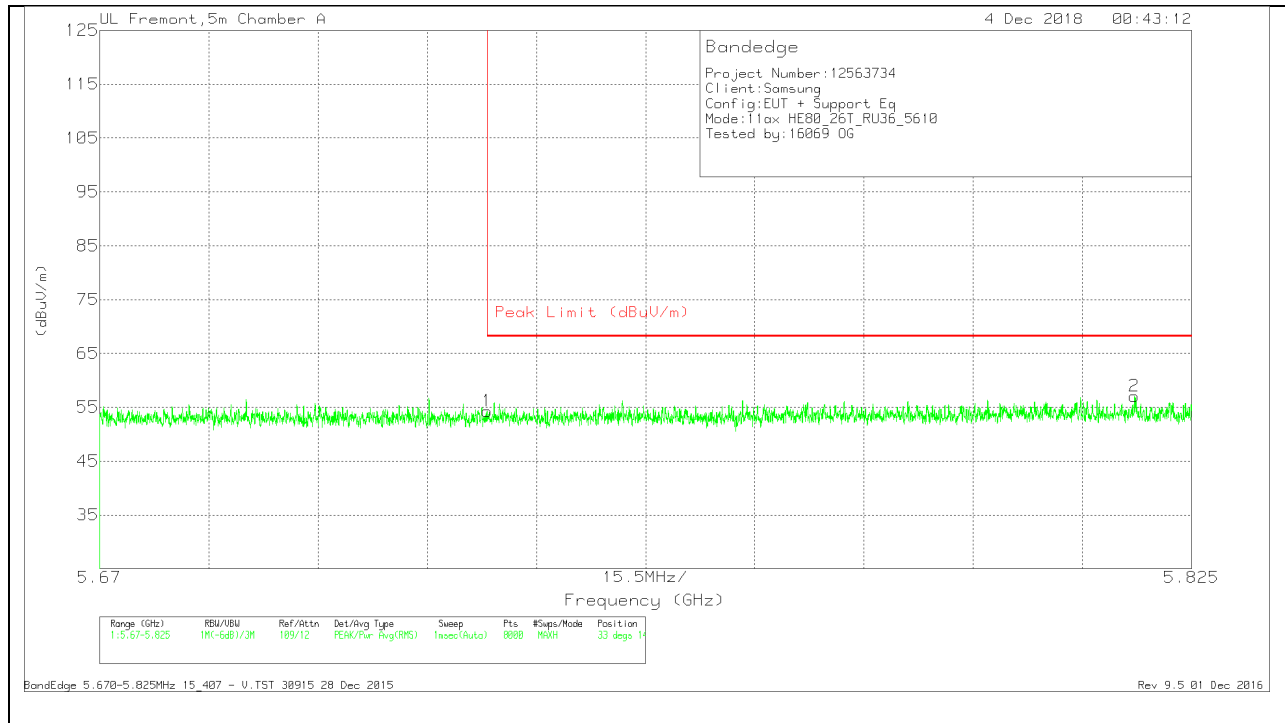
Trace Markers

Marker	Frequency (GHz)	Meter Reading (dBuV)	Det	AF T345 (dB/m)	Amp/Cb/Filtr/Pad (dB)	DC Corr (dB)	Corrected Reading (dBuV/m)	Peak Limit (dBuV/m)	PK Margin (dB)	Azimuth (Degs)	Height (cm)	Polarity
1	5.725	36.06	Pk	35	-18.1	0	52.96	68.2	-15.24	320	354	H
2	5.809	40.22	Pk	35	-17.7	0	57.52	68.2	-10.68	320	354	H

* - indicates frequency in CFR47 Pt 15 / IC RSS-Restricted Band

Pk - Peak detector

VERTICAL RESULT



Trace Markers

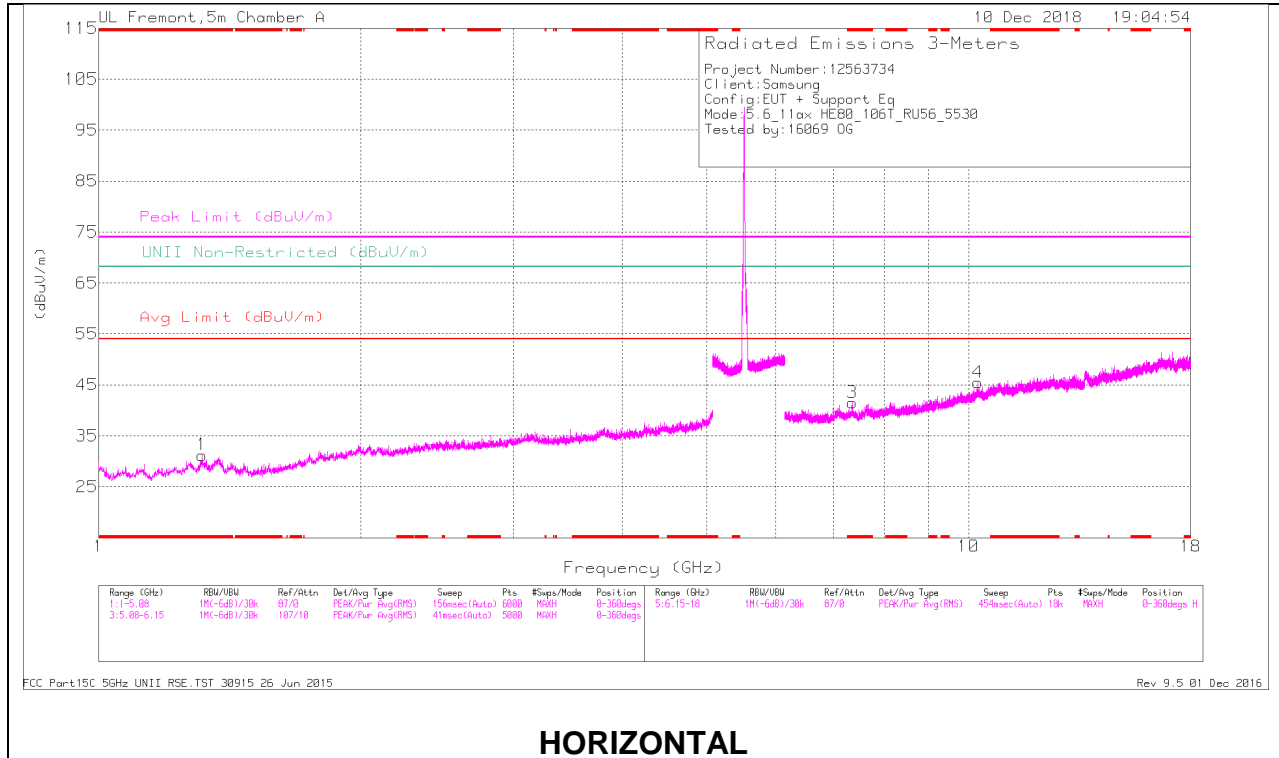
Marker	Frequency (GHz)	Meter Reading (dBuV)	Det	AF T345 (dB/m)	Amp/Cb/Filtr/Pad (dB)	DC Corr (dB)	Corrected Reading (dBuV/m)	Peak Limit (dBuV/m)	PK Margin (dB)	Azimuth (Degs)	Height (cm)	Polarity
1	5.725	37.36	PK	35	-18.1	0	54.26	68.2	-13.94	33	148	V
2	5.817	39.86	PK	35	-17.8	0	57.06	68.2	-11.14	33	148	V

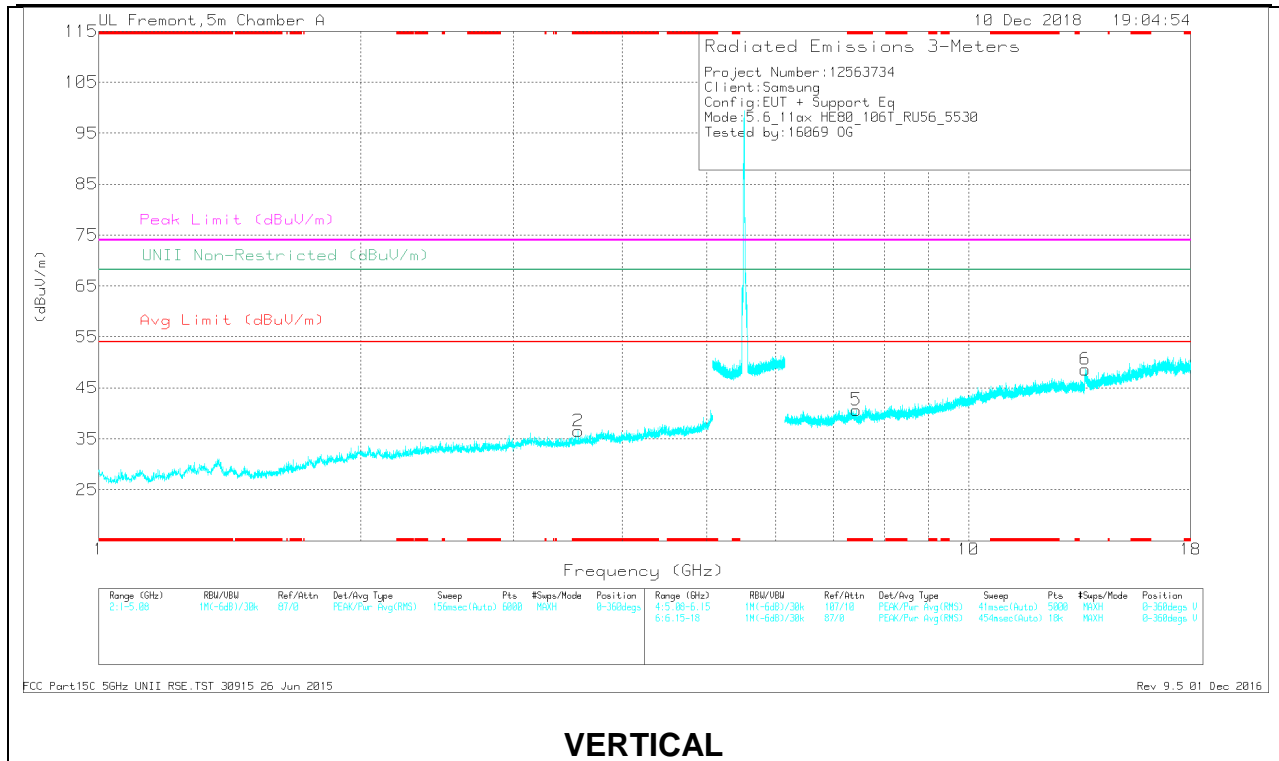
* - indicates frequency in CFR47 Pt 15 / IC RSS-Restricted Band
 Pk - Peak detector

2TX Antenna 1 + Antenna 2 OFDMA MODE – 106-Tones, RU Index 56

HARMONICS AND SPURIOUS EMISSIONS

LOW CHANNEL RESULTS





VERTICAL

RADIATED EMISSIONS

Frequency (GHz)	Meter Reading (dBuV)	Det	AF T345 (dB/m)	Amp/Coil/Fit/Pad (dB)	DC Corr (dB)	Corrected Reading (dBuV/m)	Avg Limit (dBuV/m)	Margin (dB)	Peak Limit (dBuV/m)	PK Margin (dB)	UNII Non-Restricted (dBuV/m)	PK Margin (dB)	Asimuth (Deg)	Height (cm)	Polarity
* 1.317	39.7	PK-U	29	-31.8	0	36.9	-	-	74	-37.1	-	-	109	247	H
* 1.315	27.73	ADR	29	-31.9	-36	25.19	54	-28.81	-	-	-	-	109	247	H
* 3.559	37.3	PK-U	33.2	-28.5	0	42	-	-	74	-32	-	-	252	239	V
* 3.56	25.21	ADR	33.2	-28.5	-36	30.27	54	-23.73	-	-	-	-	252	239	V
* 7.347	32.42	PK-U	35.6	-21.6	0	46.42	-	-	74	-27.58	-	-	6	238	H
* 7.348	20.83	ADR	35.6	-21.6	-36	35.19	54	-18.81	-	-	-	-	6	238	H
* 7.429	32.52	PK-U	35.7	-22.7	0	45.52	-	-	74	-28.48	-	-	91	205	V
* 7.428	21.14	ADR	35.7	-22.6	-36	34.6	54	-19.4	-	-	-	-	91	205	V
10.25	31.51	PK-U	37.4	-18.8	0	50.11	-	-	-	-	68.2	-18.09	325	256	H
13.62	32.77	PK-U	38.8	-17.6	0	53.97	-	-	-	-	68.2	-14.23	189	221	V

* - indicates frequency in CFR47 Pt 15 / IC RSS-Restricted Band

PK-U - U-NII: Maximum Peak

ADR - U-NII AD primary method, RMS average