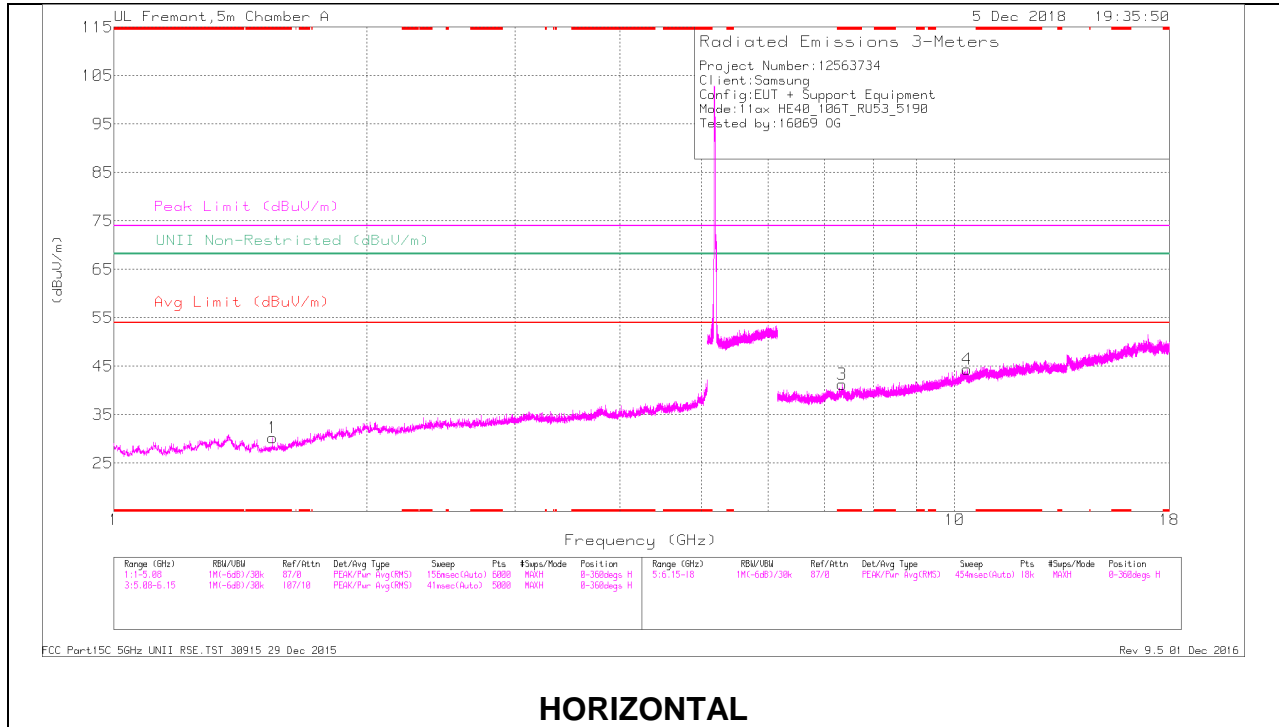


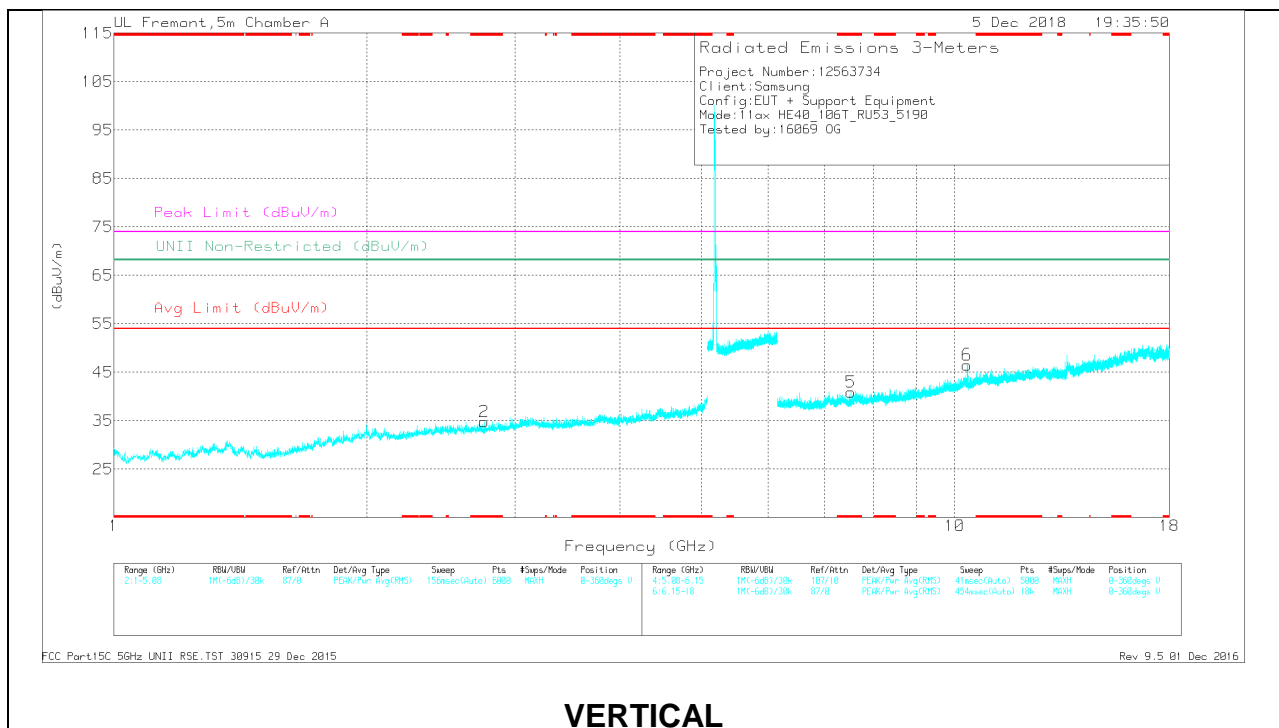
**2TX Antenna 1 + Antenna 2 OFDMA MODE – 106-Tones, RU Index 53**

**HARMONICS AND SPURIOUS EMISSIONS**

**LOW CHANNEL RESULTS**



**HORIZONTAL**



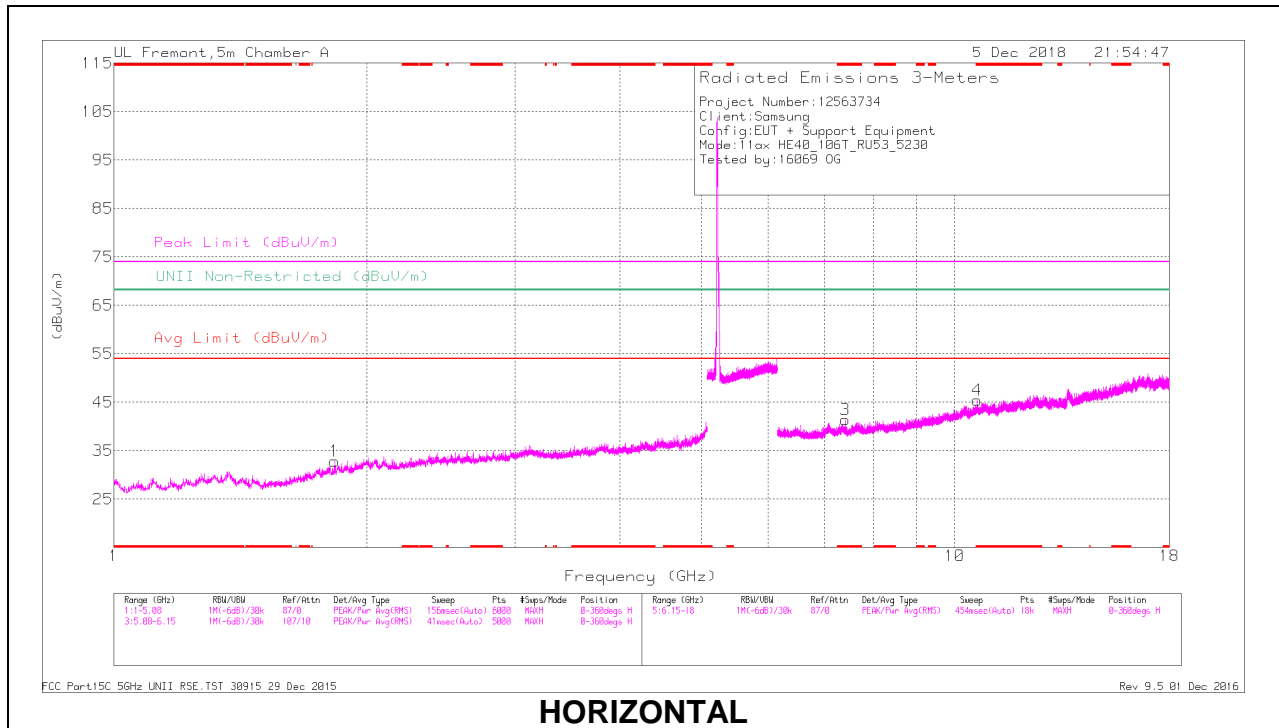
**VERTICAL**

**RADIATED EMISSIONS**

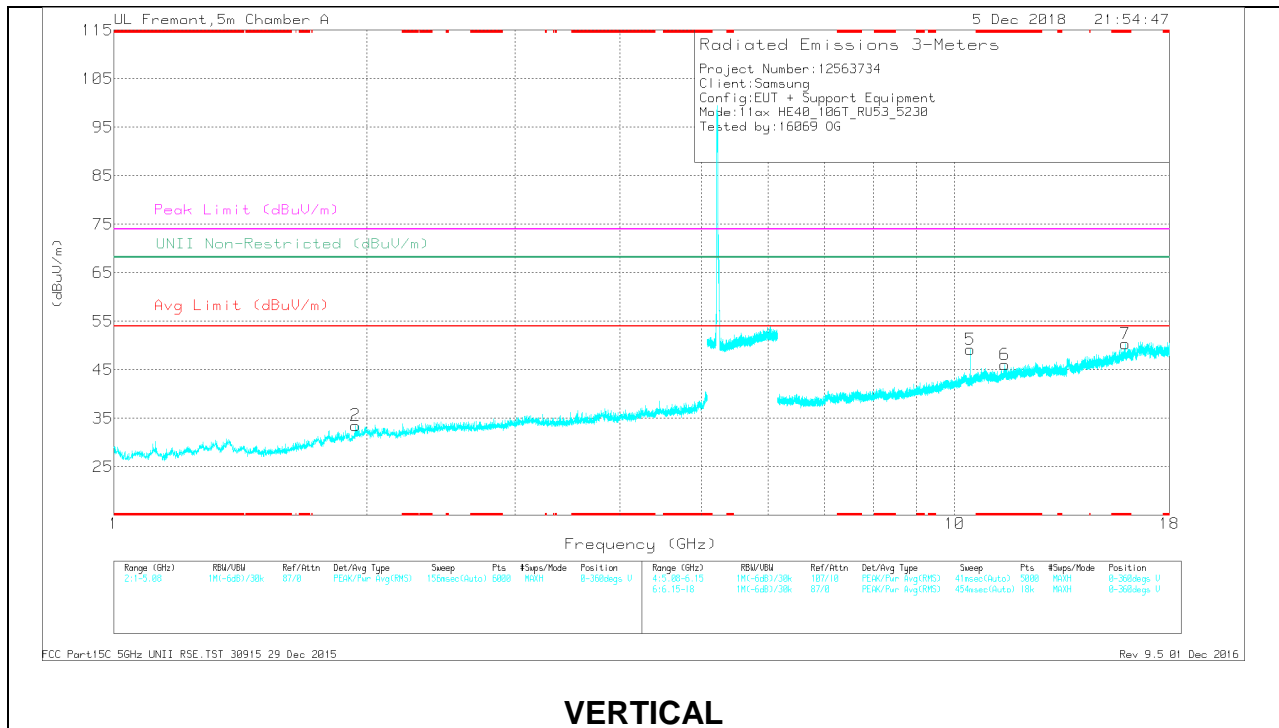
Frequency (GHz)	Meter Reading (dBuV)	Det	AF T345 (dB/m)	Amp/CA/Fix/Pad (dB)	DC Corr (dB)	Corrected Reading (dBuV/m)	Avg Limit (dBuV/m)	Margin (dB)	Peak Limit (dBuV/m)	PK Margin (dB)	UNII Non-Restricted (dBuV/m)	PK Margin (dB)	Azimuth (Degs)	Height (cm)	Polarity
* 1.546	39.13	PK-U	28.1	-31.9	0	35.33	-	-	74	-38.67	-	-	61	383	H
* 1.542	27.27	ADR	28.1	-31.8	.36	23.93	54	-30.07	-	-	-	-	61	383	H
* 2.758	38.32	PK-U	32.4	-29.8	0	40.92	-	-	74	-33.08	-	-	310	151	V
* 2.758	25.91	ADR	32.4	-29.8	.36	28.87	54	-25.13	-	-	-	-	310	151	V
* 7.35	32.76	PK-U	35.6	-21.6	0	46.76	-	-	74	-27.24	-	-	359	212	H
* 7.347	20.82	ADR	35.6	-21.7	.36	35.08	54	-18.92	-	-	-	-	359	212	H
* 7.528	32.66	PK-U	35.7	-22.8	0	45.56	-	-	74	-28.44	-	-	41	283	V
* 7.53	21.21	ADR	35.7	-22.8	.36	34.47	54	-19.53	-	-	-	-	41	283	V
10.35	33.88	PK-U	37.5	-19.4	0	51.98	-	-	-	-	68.2	-16.22	135	111	H
10.351	36.6	PK-U	37.5	-19.4	0	54.7	-	-	-	-	68.2	-13.5	246	114	V

\* - indicates frequency in CFR47 Pt 15 / IC RSS-Restricted Band  
 PK-U - U-NII: Maximum Peak  
 ADR - U-NII AD primary method, RMS average

### HIGH CHANNEL RESULTS



### HORIZONTAL



### VERTICAL

**RADIATED EMISSIONS**

Frequency (GHz)	Meter Reading (dBuV)	Det	AF T345 (dB/m)	Amp/Ch/Ftr/Fed (dB)	DC Corr (dB)	Corrected Reading (dBuV/m)	Avg Limit (dBuV/m)	Margin (dB)	Peak Limit (dBuV/m)	PK Margin (dB)	UNII Non-Restricted (dBuV/m)	PK Margin (dB)	Asimuth (Deg)	Height (cm)	Polarity
* 7.407	32.74	PK-U	35.7	-22.3	0	46.14	-	-	74	-27.86	-	-	117	282	H
* 7.407	21.13	ADR	35.7	-22.3	.36	34.89	54	-19.11	-	-	-	-	117	282	H
* 10.629	31.26	PK-U	37.8	-19.4	0	49.66	-	-	74	-24.34	-	-	173	233	H
* 10.63	20.28	ADR	37.8	-19.4	.36	39.04	54	-14.96	-	-	-	-	173	233	H
* 11.469	31.78	PK-U	38.2	-18.7	0	51.28	-	-	74	-22.72	-	-	87	309	V
* 11.47	19.97	ADR	38.1	-18.7	.36	39.73	54	-14.27	-	-	-	-	87	309	V
* 15.958	31.38	PK-U	40.8	-17.9	0	54.28	-	-	74	-19.72	-	-	6	101	V
* 15.96	20.36	ADR	41	-17.9	.36	43.82	54	-10.18	-	-	-	-	6	101	V
1.828	38.6	PK-U	30.6	-31.3	0	37.9	-	-	-	-	68.2	-30.3	140	220	H
1.941	39.14	PK-U	31.1	-31.1	0	39.14	-	-	-	-	68.2	-29.06	48	322	V
10.451	37.58	PK-U	37.6	-19.9	0	55.28	-	-	-	-	68.2	-12.92	251	111	V

\* - indicates frequency in CFR47 Pt 15 / IC RSS-Restricted Band

PK-U - U-NII: Maximum Peak

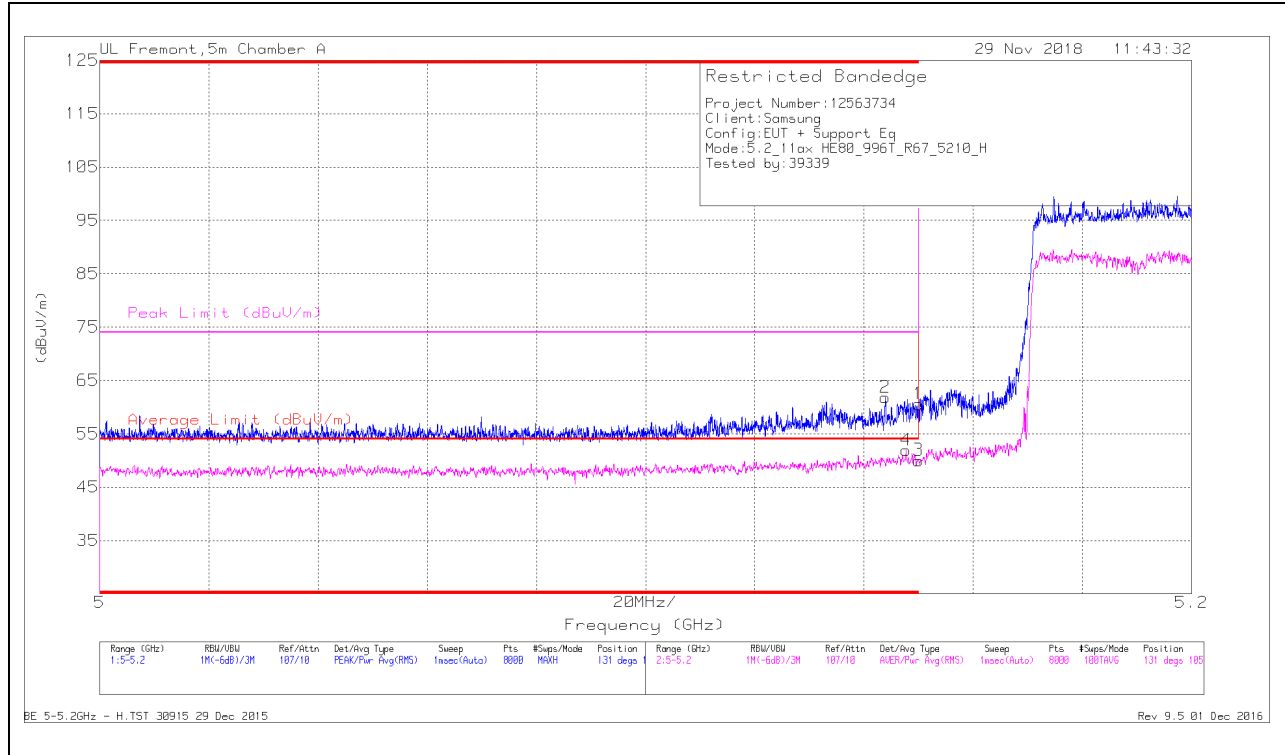
ADR - U-NII AD primary method, RMS average

### 9.1.7. TX ABOVE 1 GHz 802.11ax HE80 MODE IN THE 5.2 GHz BAND

#### 2TX Antenna 1 + Antenna 2 OFDMA MODE – 996-Tones, RU Index 67

#### BANDEDGE (MID CHANNEL)

#### HORIZONTAL RESULT



#### Trace Markers

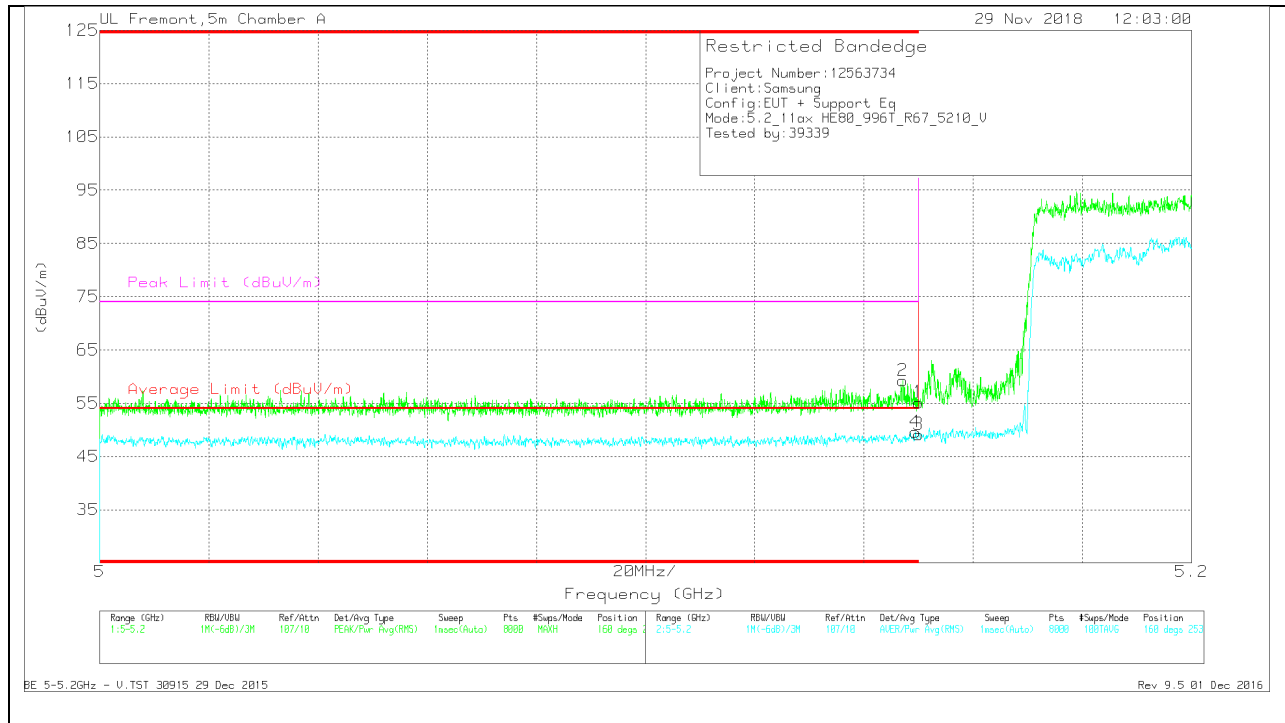
Marker	Frequency (GHz)	Meter Reading (dBuV)	Det	AF T862 (dB/m)	Amp/Cb/Flr/Pad (dB)	DC Corr (dB)	Corrected Reading (dBuV/m)	Average Limit (dBuV/m)	Margin (dB)	Peak Limit (dBuV/m)	PK Margin (dB)	Azimuth (Degs)	Height (cm)	Polarity
2	* 5.144	45.11	Pk	34.4	-17.7	0	61.81	-	-	74	-12.19	131	105	H
4	* 5.148	33.32	RMS	34.4	-17.7	1.89	51.91	54	-2.09	-	-	131	105	H
1	* 5.15	43.85	Pk	34.4	-17.7	0	60.55	-	-	74	-13.45	131	105	H
3	* 5.15	31.41	RMS	34.4	-17.7	1.89	50	54	-4	-	-	131	105	H

\* - indicates frequency in CFR47 Pt 15 / IC RSS-Restricted Band

Pk - Peak detector

RMS - RMS detection

### VERTICAL RESULT



### Trace Markers

Marker	Frequency (GHz)	Meter Reading (dBuV)	Det	AF T862 (dB/m)	Amp/Cb/Ftr/Pad (dB)	DC Corr (dB)	Corrected Reading (dBuV/m)	Average Limit (dBuV/m)	Margin (dB)	Peak Limit (dBuV/m)	PK Margin (dB)	Azimuth (Degs)	Height (cm)	Polarity
2	* 5.147	42.52	Pk	34.4	-17.7	0	59.22	-	-	74	-14.78	160	253	V
4	* 5.149	30.97	RMS	34.4	-17.7	1.89	49.56	54	-4.44	-	-	160	253	V
1	* 5.15	38.43	Pk	34.4	-17.7	0	55.13	-	-	74	-18.87	160	253	V
3	* 5.15	30.54	RMS	34.4	-17.7	1.89	49.13	54	-4.87	-	-	160	253	V

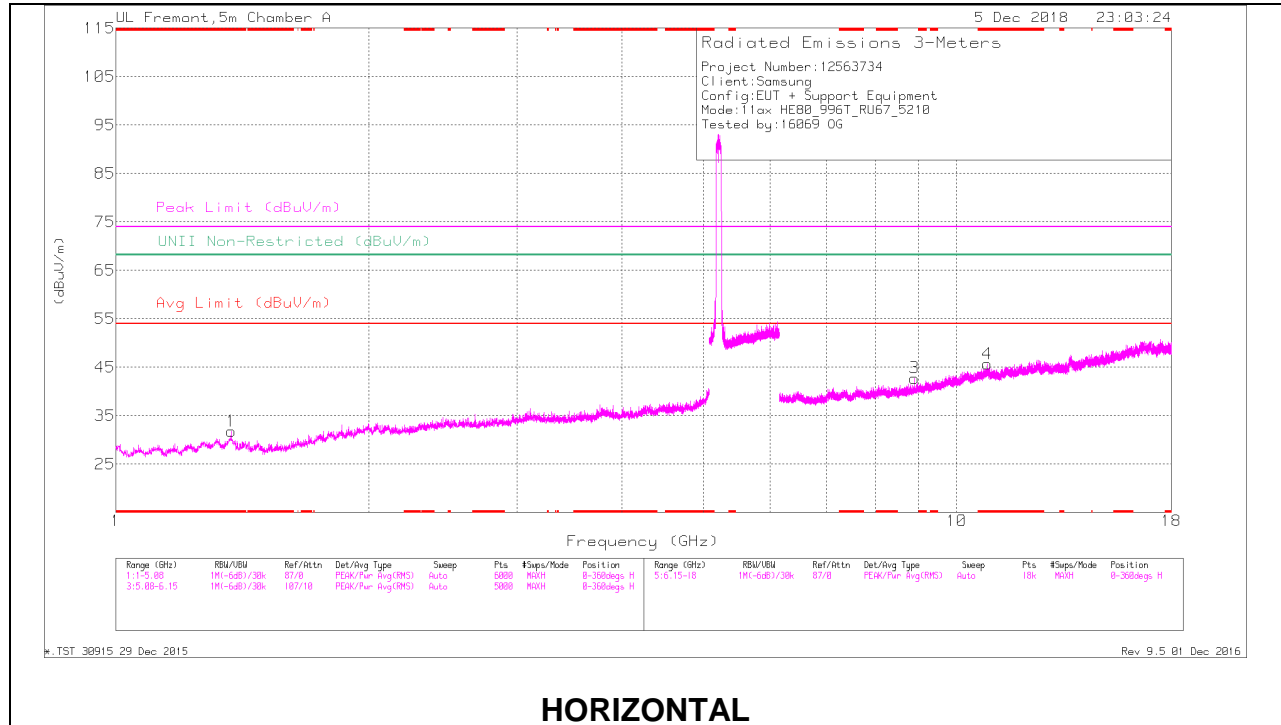
\* - indicates frequency in CFR47 Pt 15 / IC RSS-Restricted Band

Pk - Peak detector

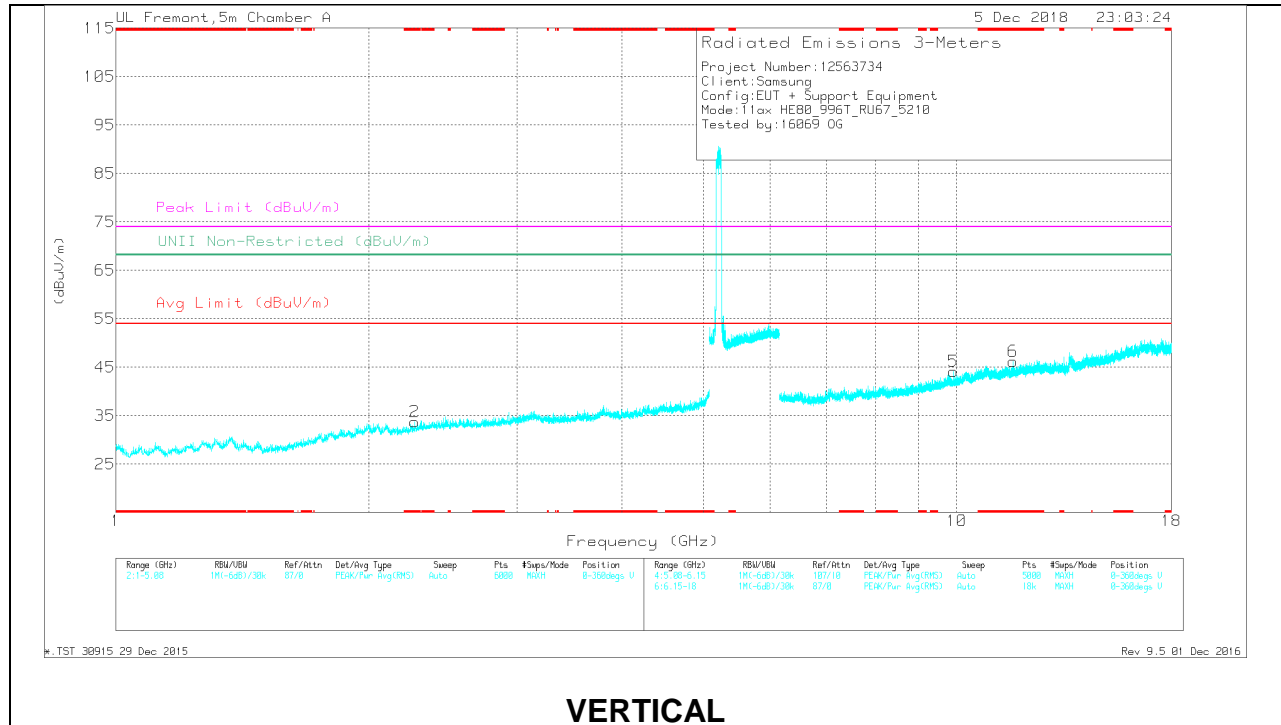
RMS - RMS detection

# HARMONICS AND SPURIOUS EMISSIONS

## MID CHANNEL RESULTS



**HORIZONTAL**



**VERTICAL**

**RADIATED EMISSIONS**

Frequency (GHz)	Meter Reading (dBuV)	Det	AF T345 (dB/m)	Amp/Cbl/Ftr/Pad (dB)	DC Corr (dB)	Corrected Reading (dBuV/m)	Avg Limit (dBuV/m)	Margin (dB)	Peak Limit (dBuV/m)	PK Margin (dB)	UNII Non-Restricted (dBuV/m)	PK Margin (dB)	Asimuth (Deg)	Height (cm)	Polarity
* 1.372	40.07	PK-U	29.1	-31.2	0	37.97	-	-	74	-36.03	-	-	341	129	H
* 1.372	27.63	ADR	29.1	-31.2	1.89	27.42	54	-26.58	-	-	-	-	341	129	H
* 2.266	38.56	PK-U	31.6	-30.8	0	39.36	-	-	74	-34.64	-	-	186	201	V
* 2.268	26.46	ADR	31.6	-30.7	1.89	29.25	54	-24.75	-	-	-	-	186	201	V
* 10.882	31.16	PK-U	37.9	-18.5	0	50.56	-	-	74	-23.44	-	-	146	190	H
* 10.879	19.65	ADR	37.9	-18.4	1.89	41.04	54	-12.96	-	-	-	-	146	190	H
* 11.666	31.55	PK-U	38.4	-18.7	0	51.25	-	-	74	-22.75	-	-	189	253	V
* 11.667	19.57	ADR	38.4	-18.7	1.89	41.16	54	-12.84	-	-	-	-	189	253	V
8.912	32.44	PK-U	36.2	-21.8	0	46.84	-	-	-	-	68.2	-21.36	139	260	H
9.913	31.64	PK-U	37.1	-20.5	0	48.24	-	-	-	-	68.2	-19.96	321	384	V

\* - indicates frequency in CFR47 Pt 15 / IC RSS-Restricted Band

PK-U - U-NII: Maximum Peak

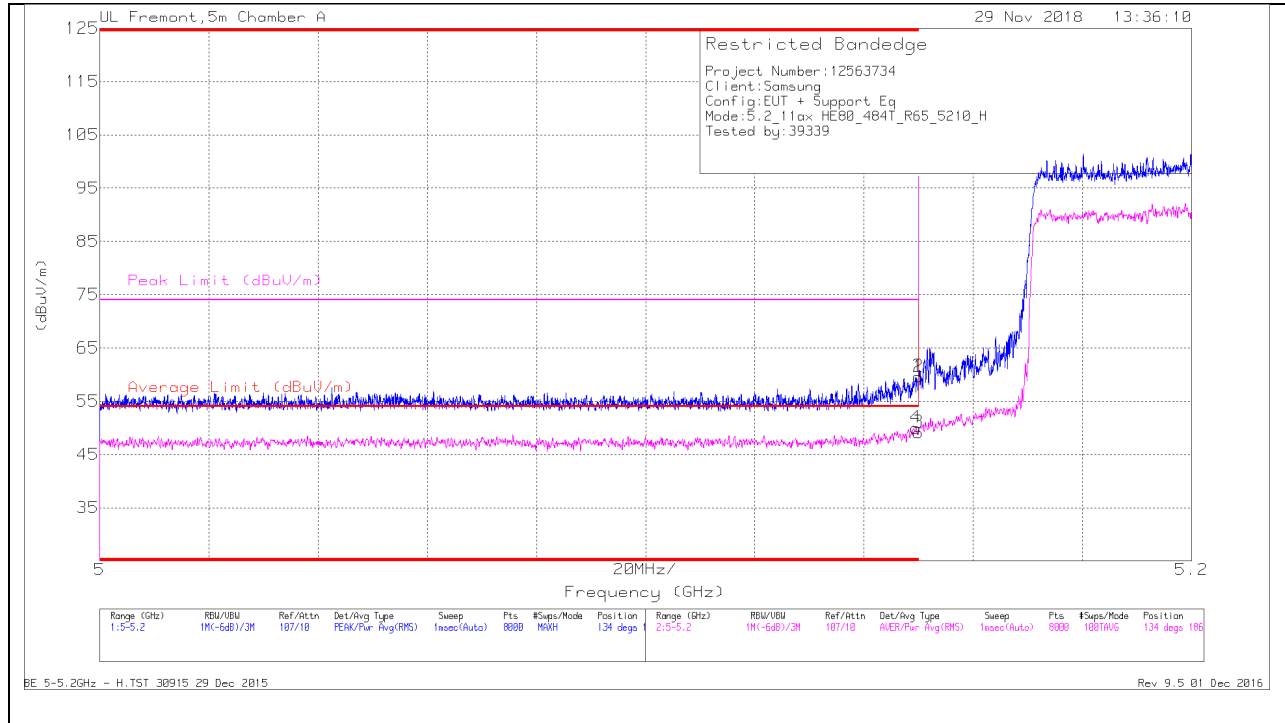
ADR - U-NII AD primary method, RMS average



**2TX Antenna 1 + Antenna 2 OFDMA MODE – 484-Tones, RU Index 65**

**BANDEDGE (MID CHANNEL)**

**HORIZONTAL RESULT**



**Trace Markers**

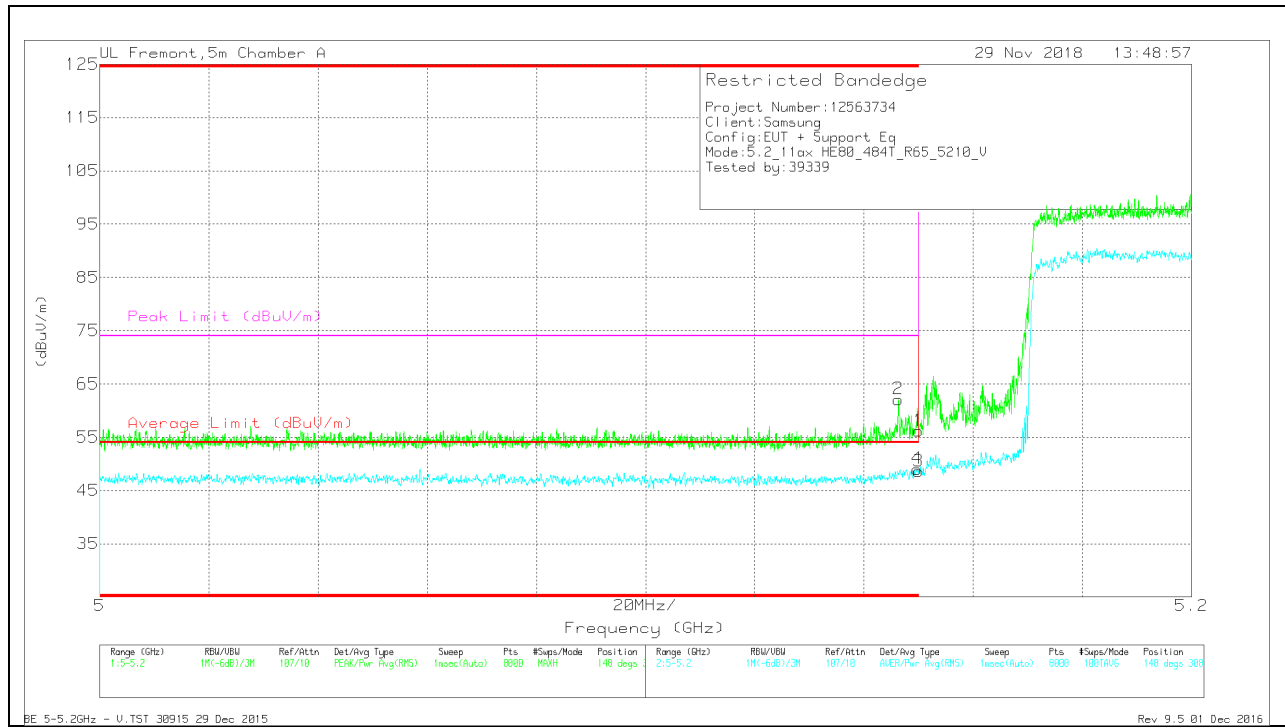
Marker	Frequency (GHz)	Meter Reading (dBuV)	Det	AF T862 (dB/m)	Amp/Ch/Fltr/Pad (dB)	DC Corr (dB)	Corrected Reading (dBuV/m)	Average Limit (dBuV/m)	Margin (dB)	Peak Limit (dBuV/m)	PK Margin (dB)	Azimuth (Degs)	Height (cm)	Polarity
1	* 5.15	42.92	Pk	34.4	-17.7	0	59.62	-	-	74	-14.38	134	186	H
2	* 5.15	42.93	Pk	34.4	-17.7	0	59.63	-	-	74	-14.37	134	186	H
3	* 5.15	31.23	RMS	34.4	-17.7	1.22	49.15	54	-4.85	-	-	134	186	H
4	* 5.15	32.1	RMS	34.4	-17.7	1.22	50.02	54	-3.98	-	-	134	186	H

\* - indicates frequency in CFR47 Pt 15 / IC RSS-Restricted Band

Pk - Peak detector

RMS - RMS detection

### VERTICAL RESULT



#### Trace Markers

Marker	Frequency (GHz)	Meter Reading (dBuV)	Det	AF T862 (dB/m)	Amp/Cb/Ftr/Pad (dB)	DC Corr (dB)	Corrected Reading (dBuV/m)	Average Limit (dBuV/m)	Margin (dB)	Peak Limit (dBuV/m)	PK Margin (dB)	Azimuth (Degs)	Height (cm)	Polarity
2	* 5.146	45.41	Pk	34.4	-17.7	0	62.11	-	-	74	-11.89	148	308	V
1	* 5.15	39.46	Pk	34.4	-17.7	0	56.16	-	-	74	-17.84	148	308	V
3	* 5.15	30.69	RMS	34.4	-17.7	1.22	48.61	54	-5.39	-	-	148	308	V
4	* 5.15	31.12	RMS	34.4	-17.7	1.22	49.04	54	-4.96	-	-	148	308	V

\* - indicates frequency in CFR47 Pt 15 / IC RSS-Restricted Band

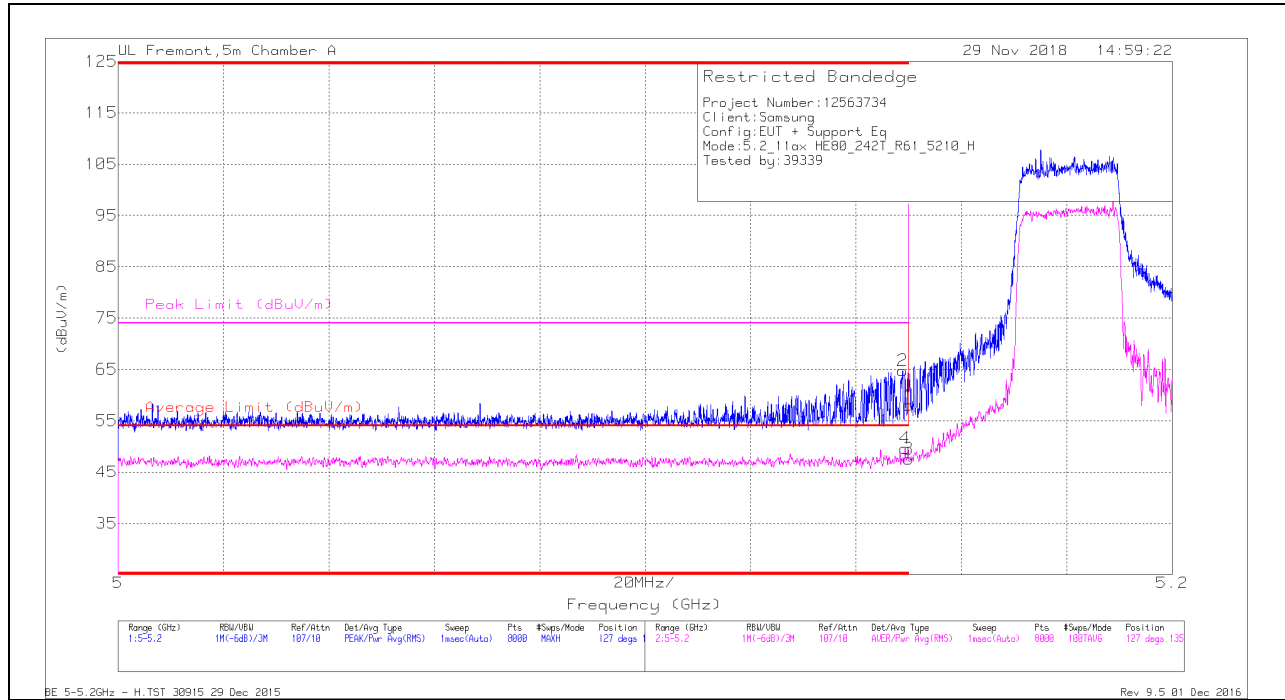
Pk - Peak detector

RMS - RMS detection

**2TX Antenna 1 + Antenna 2 OFDMA MODE – 242-Tones, RU Index 61**

**BANDEDGE (MID CHANNEL)**

**HORIZONTAL RESULT**



**Trace Markers**

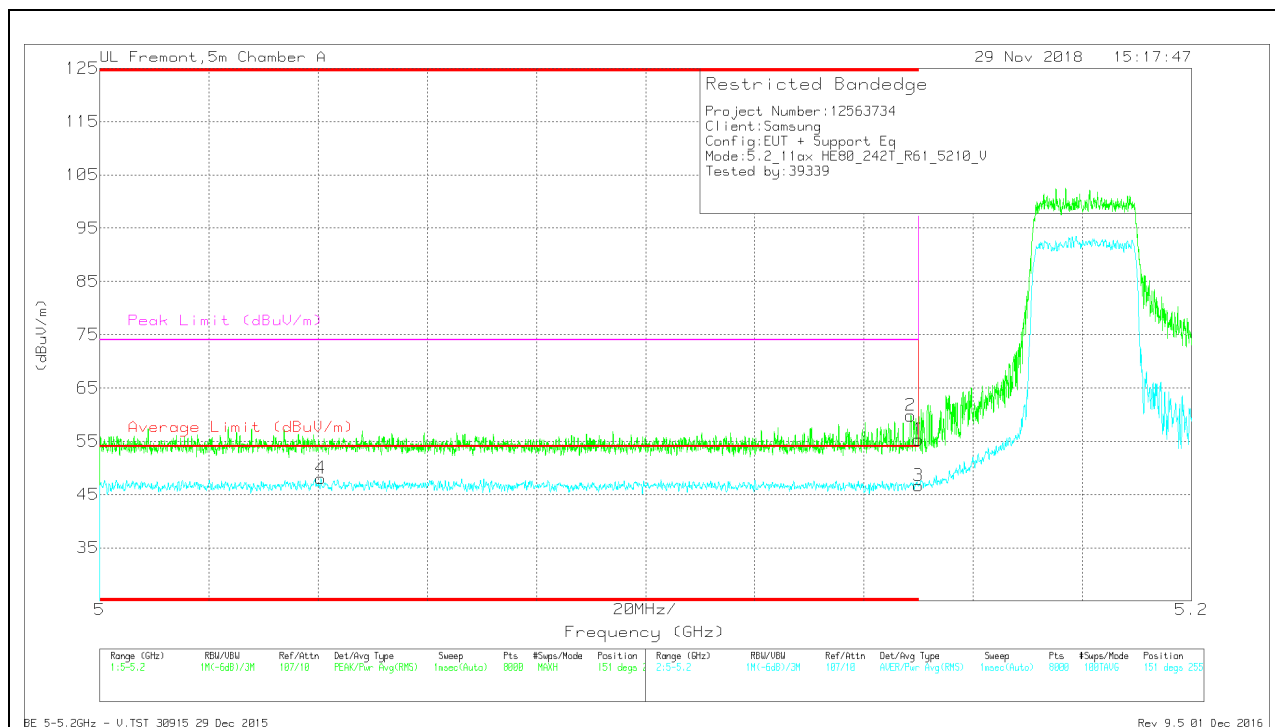
Marker	Frequency (GHz)	Meter Reading (dBuV)	Det	AF T862 (dB/m)	Amp/Ch/Flt/Pad (dB)	DC Corr (dB)	Corrected Reading (dBuV/m)	Average Limit (dBuV/m)	Margin (dB)	Peak Limit (dBuV/m)	PK Margin (dB)	Azimuth (Degs)	Height (cm)	Polarity
1	* 5.15	41.29	Pk	34.4	-17.7	0	57.99	-	-	74	-16.01	127	135	H
2	* 5.149	48.06	Pk	34.4	-17.7	0	64.76	-	-	74	-9.24	127	135	H
3	* 5.15	30.13	RMS	34.4	-17.7	.72	47.55	54	-6.45	-	-	127	135	H
4	* 5.149	32.2	RMS	34.4	-17.7	.72	49.62	54	-4.38	-	-	127	135	H

\* - indicates frequency in CFR47 Pt 15 / IC RSS-Restricted Band

Pk - Peak detector

RMS - RMS detection

### VERTICAL RESULT



#### Trace Markers

Marker	Frequency (GHz)	Meter Reading (dBuV)	Det	AF T862 (dB/m)	Amp/Cb/Fltr/Pad (dB)	DC Corr (dB)	Corrected Reading (dBuV/m)	Average Limit (dBuV/m)	Margin (dB)	Peak Limit (dBuV/m)	PK Margin (dB)	Azimuth (Degs)	Height (cm)	Polarity
4	* 5.041	30.81	RMS	34.3	-17.8	.72	48.03	54	-5.97	-	-	151	255	V
2	* 5.149	43.11	PK	34.4	-17.7	0	59.81	-	-	74	-14.19	151	255	V
1	* 5.15	38.6	PK	34.4	-17.7	0	55.3	-	-	74	-18.7	151	255	V
3	* 5.15	29.21	RMS	34.4	-17.7	.72	46.63	54	-7.37	-	-	151	255	V

\* - indicates frequency in CFR47 Pt 15 / IC RSS-Restricted Band

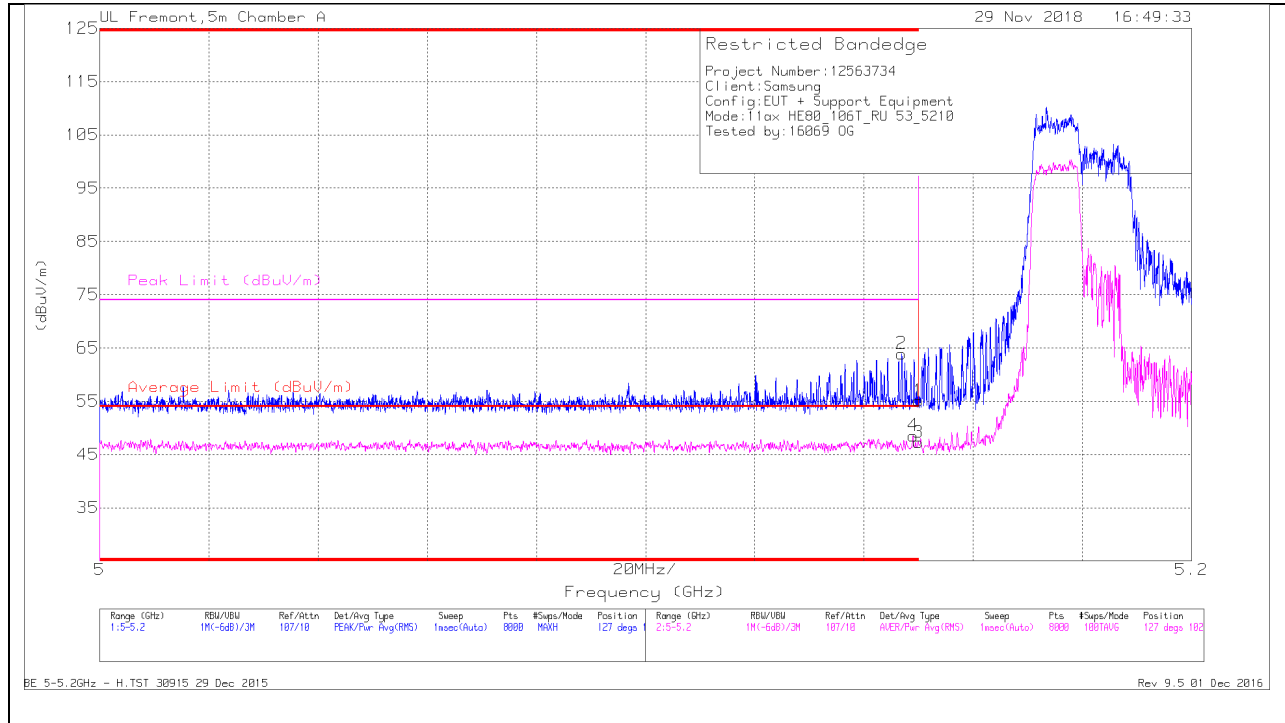
PK - Peak detector

RMS - RMS detection

**2TX Antenna 1 + Antenna 2 OFDMA MODE – 106-Tones, RU Index 53**

**BANDEDGE (MID CHANNEL)**

**HORIZONTAL RESULT**



**Trace Markers**

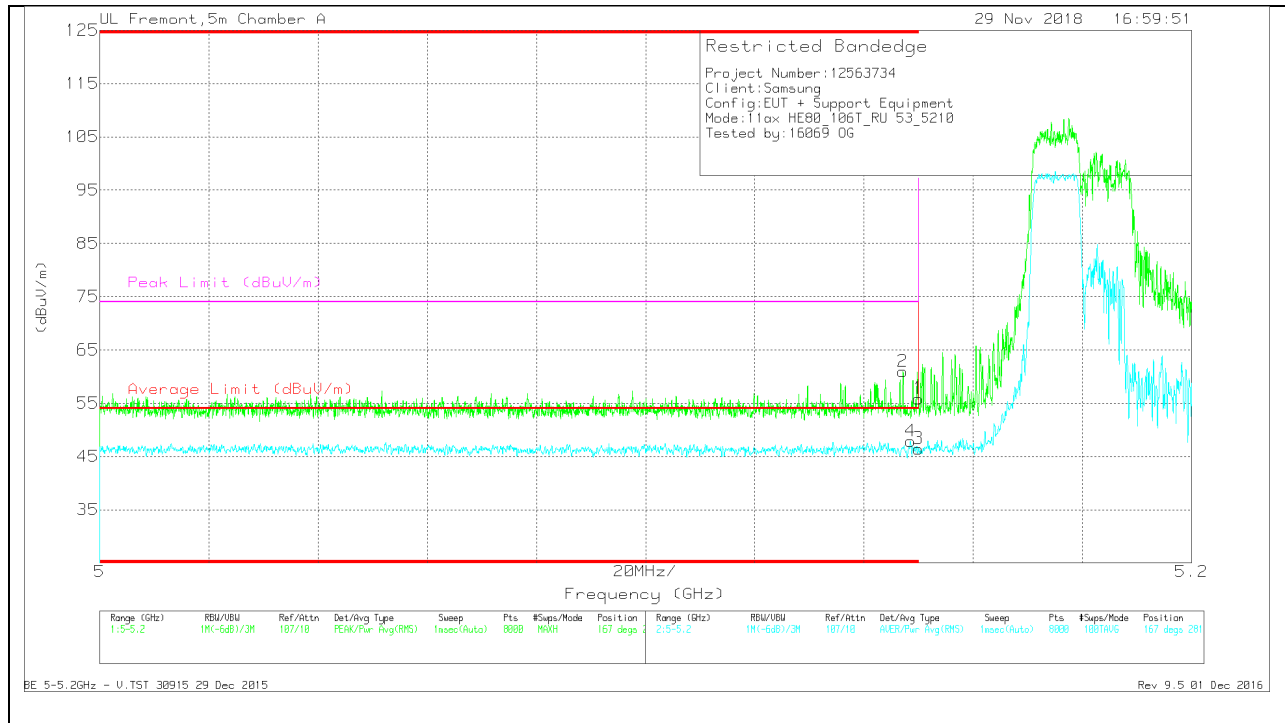
Marker	Frequency (GHz)	Meter Reading (dBuV)	Det	AF T862 (dB/m)	Amp/Ch/Filt/Pad (dB)	DC Corr (dB)	Corrected Reading (dBuV/m)	Average Limit (dBuV/m)	Margin (dB)	Peak Limit (dBuV/m)	PK Margin (dB)	Azimuth (Degs)	Height (cm)	Polarity
2	* 5.147	47.21	Pk	34.4	-17.7	0	63.91	-	-	74	-10.09	127	102	H
4	* 5.149	31.46	RMS	34.4	-17.7	.36	48.52	54	-5.48	-	-	127	102	H
1	* 5.15	38.39	Pk	34.4	-17.7	0	55.09	-	-	74	-18.91	127	102	H
3	* 5.15	30.19	RMS	34.4	-17.7	.36	47.25	54	-6.75	-	-	127	102	H

\* - indicates frequency in CFR47 Pt 15 / IC RSS-Restricted Band

Pk - Peak detector

RMS - RMS detection

### VERTICAL RESULT



#### Trace Markers

Marker	Frequency (GHz)	Meter Reading (dBuV)	Det	AF T862 (dB/m)	Amp/Cb/Ftr/Pad (dB)	DC Corr (dB)	Corrected Reading (dBuV/m)	Average Limit (dBuV/m)	Margin (dB)	Peak Limit (dBuV/m)	PK Margin (dB)	Azimuth (Degs)	Height (cm)	Polarity
2	* 5.147	44.26	Pk	34.4	-17.7	0	60.96	-	-	74	-13.04	167	281	V
4	* 5.148	30.79	RMS	34.4	-17.7	.36	47.85	54	-6.15	-	-	167	281	V
1	* 5.15	39.17	Pk	34.4	-17.7	0	55.87	-	-	74	-18.13	167	281	V
3	* 5.15	29.4	RMS	34.4	-17.7	.36	46.46	54	-7.54	-	-	167	281	V

\* - indicates frequency in CFR47 Pt 15 / IC RSS-Restricted Band

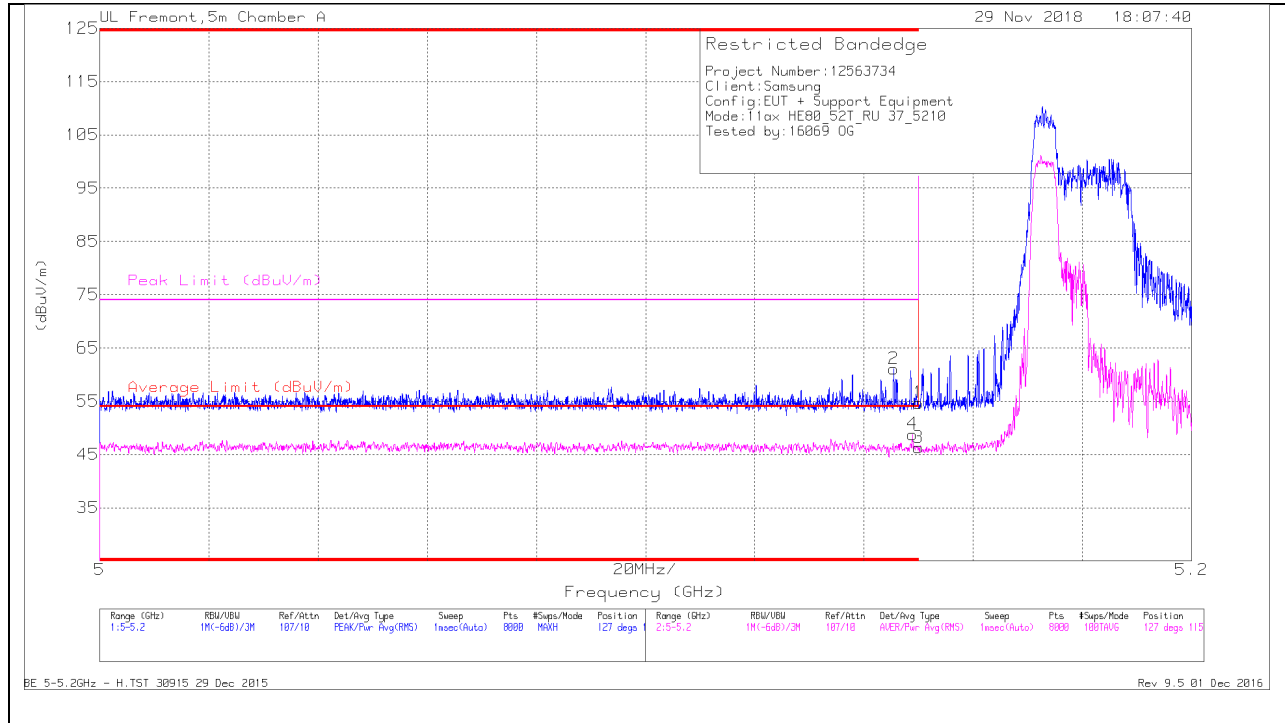
Pk - Peak detector

RMS - RMS detection

**2TX Antenna 1 + Antenna 2 OFDMA MODE – 52-Tones, RU Index 37**

**BANDEDGE (MID CHANNEL)**

**HORIZONTAL RESULT**



**Trace Markers**

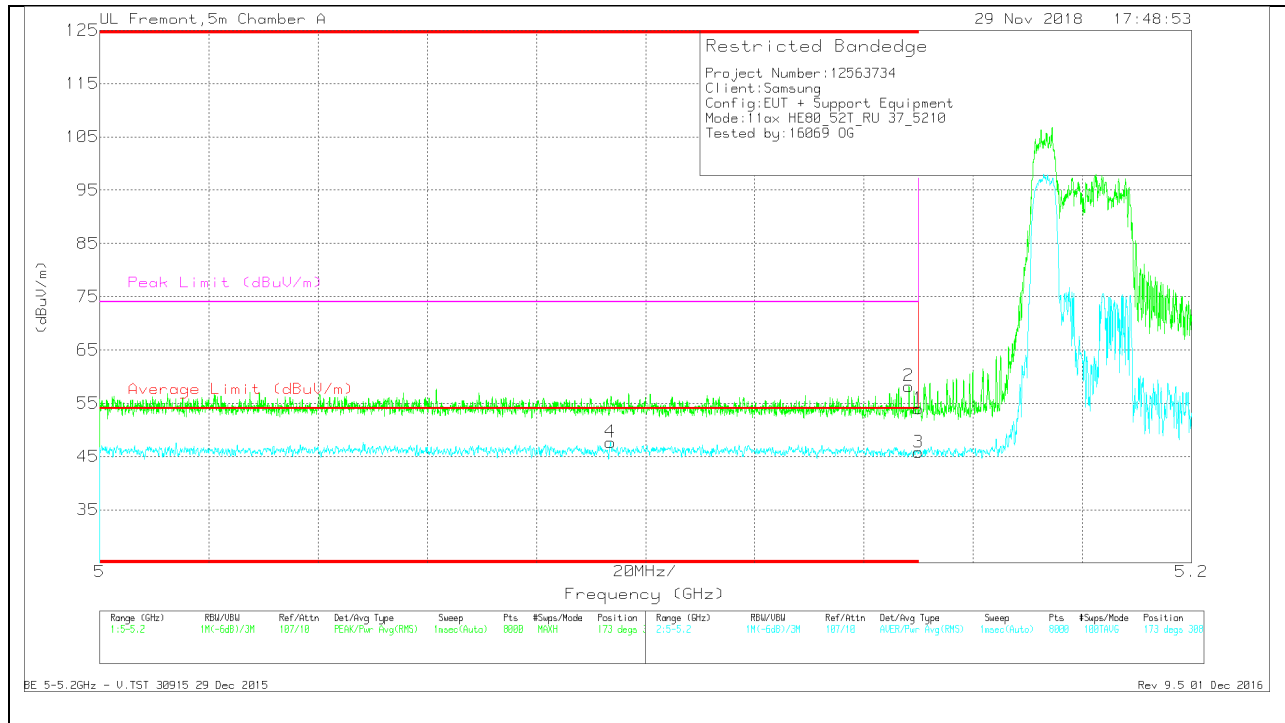
Marker	Frequency (GHz)	Meter Reading (dBuV)	Det	AF T862 (dB/m)	Amp/Ch/Fltr/Pad (dB)	DC Corr (dB)	Corrected Reading (dBuV/m)	Average Limit (dBuV/m)	Margin (dB)	Peak Limit (dBuV/m)	PK Margin (dB)	Azimuth (Degs)	Height (cm)	Polarity
2	* 5.145	44.36	Pk	34.4	-17.7	0	61.06	-	-	74	-12.94	127	115	H
4	* 5.149	31.92	RMS	34.4	-17.7	.16	48.78	54	-5.22	-	-	127	115	H
1	* 5.15	37.97	Pk	34.4	-17.7	0	54.67	-	-	74	-19.33	127	115	H
3	* 5.15	29.42	RMS	34.4	-17.7	.16	46.28	54	-7.72	-	-	127	115	H

\* - indicates frequency in CFR47 Pt 15 / IC RSS-Restricted Band

Pk - Peak detector

RMS - RMS detection

### VERTICAL RESULT



#### Trace Markers

Marker	Frequency (GHz)	Meter Reading (dBuV)	Det	AF T862 (dB/m)	Amp/Cb/Ftr/Pad (dB)	DC Corr (dB)	Corrected Reading (dBuV/m)	Average Limit (dBuV/m)	Margin (dB)	Peak Limit (dBuV/m)	PK Margin (dB)	Azimuth (Degs)	Height (cm)	Polarity
4	* 5.094	30.82	RMS	34.4	-17.7	.16	47.68	54	-6.32	-	-	173	308	V
2	* 5.148	41.5	PK	34.4	-17.7	0	58.2	-	-	74	-15.8	173	308	V
1	* 5.15	37.27	PK	34.4	-17.7	0	53.97	-	-	74	-20.03	173	308	V
3	* 5.15	28.94	RMS	34.4	-17.7	.16	45.8	54	-8.2	-	-	173	308	V

\* - indicates frequency in CFR47 Pt 15 / IC RSS-Restricted Band

PK - Peak detector

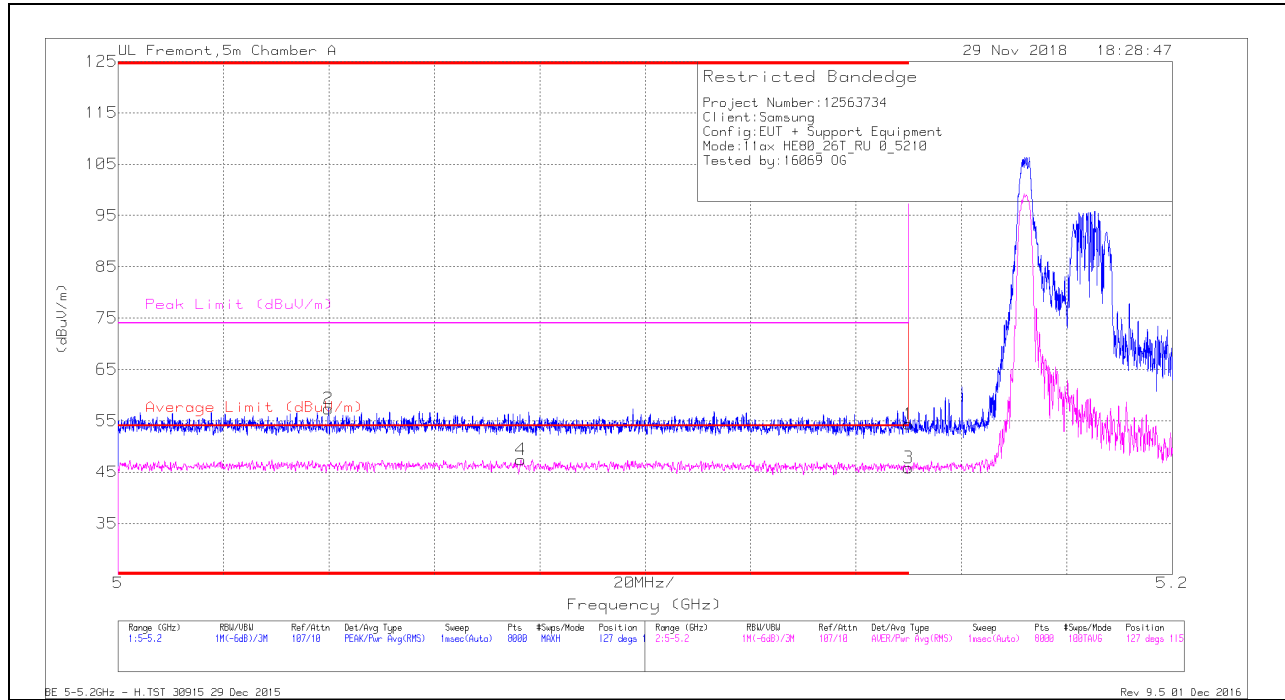
RMS - RMS detection



**2TX Antenna 1 + Antenna 2 OFDMA MODE – 26-Tones, RU Index 0**

**BANDEDGE (MID CHANNEL)**

**HORIZONTAL RESULT**



**Trace Markers**

Marker	Frequency (GHz)	Meter Reading (dBuV)	Det	AF T862 (dB/m)	Amp/Ch/Flt/Pad (dB)	DC Corr (dB)	Corrected Reading (dBuV/m)	Average Limit (dBuV/m)	Margin (dB)	Peak Limit (dBuV/m)	PK Margin (dB)	Asimuth (Degs)	Height (cm)	Polarity
1	* 5.15	37.66	Pk	34.4	-17.7	0	54.36	-	-	74	-19.64	127	115	H
2	* 5.04	40.87	Pk	34.3	-17.8	0	57.37	-	-	74	-16.63	127	115	H
3	* 5.15	29.03	RMS	34.4	-17.7	-12	45.85	54	-8.15	-	-	127	115	H
4	* 5.076	30.69	RMS	34.4	-17.8	-12	47.41	54	-6.59	-	-	127	115	H

\* - indicates frequency in CFR47 Pt 15 / IC RSS-Restricted Band

Pk - Peak detector

RMS - RMS detection

### VERTICAL RESULT



#### Trace Markers

Marker	Frequency (GHz)	Meter Reading (dBuV)	Det	AF T862 (dB/m)	Amp/Ch/Filt/Pad (dB)	DC Corr (dB)	Corrected Reading (dBuV/m)	Average Limit (dBuV/m)	Margin (dB)	Peak Limit (dBuV/m)	PK Margin (dB)	Azimuth (Degs)	Height (cm)	Polarity
1	* 5.15	36.42	Pk	34.4	-17.7	0	53.12	-	-	74	-20.88	166	279	V
2	* 5.073	40.45	Pk	34.4	-17.7	0	57.15	-	-	74	-16.85	166	279	V
3	* 5.15	29.13	RMS	34.4	-17.7	.12	45.95	54	-8.05	-	-	166	279	V
4	* 5.002	31.04	RMS	34.3	-17.9	.12	47.56	54	-6.44	-	-	166	279	V

\* - indicates frequency in CFR47 Pt 15 / IC RSS-Restricted Band

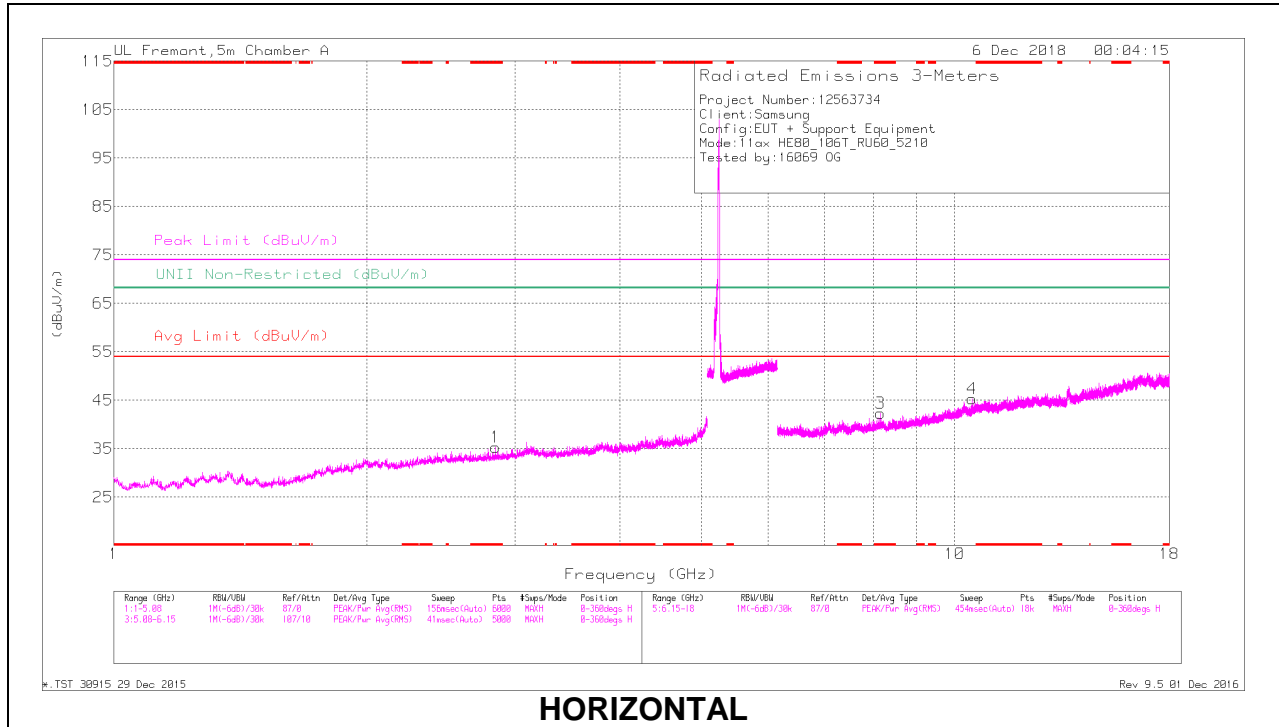
Pk - Peak detector

RMS - RMS detection

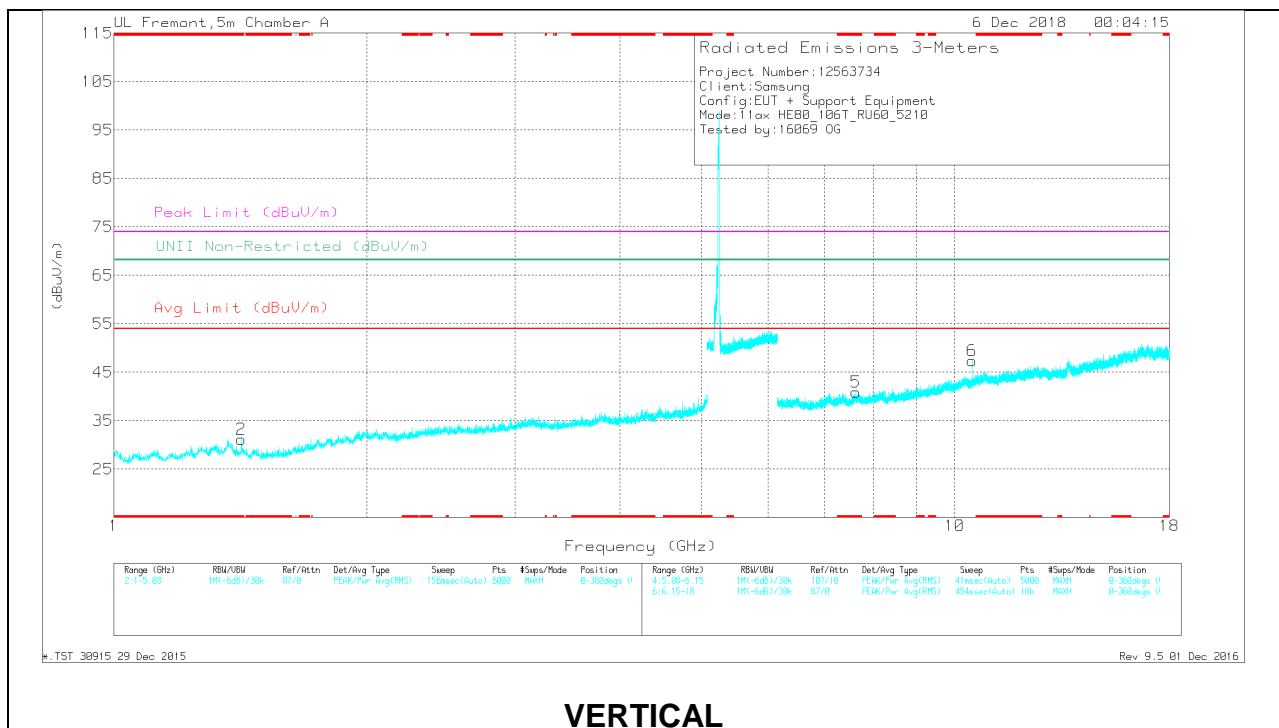
**2TX Antenna 1 + Antenna 2 OFDMA MODE – 106-Tones, RU Index 60**

**HARMONICS AND SPURIOUS EMISSIONS**

**MID CHANNEL RESULTS**



**HORIZONTAL**



**VERTICAL**

**RADIATED EMISSIONS**

Frequency (GHz)	Meter Reading (dBuV)	Det	AF T345 (dB/m)	Amp/CA/Filter/Pad (dB)	DC Corr (dB)	Corrected Reading (dBuV/m)	Avg Limit (dBuV/m)	Margin (dB)	Peak Limit (dBuV/m)	PK Margin (dB)	UNII Non-Restricted (dBuV/m)	PK Margin (dB)	Azimuth (Degs)	Height (cm)	Polarity
* 2.843	37.6	PK-U	32.3	-29	0	40.9	-	-	74	-33.1	-	-	35	366	H
* 2.844	25.29	ADR	32.3	-29	.36	28.95	54	-25.05	-	-	-	-	35	366	H
* 1.418	39.59	PK-U	28.3	-31.3	0	36.59	-	-	74	-37.41	-	-	47	210	V
* 1.42	27.19	ADR	28.3	-31.4	.36	24.45	54	-29.55	-	-	-	-	47	210	V
* 8.155	33.28	PK-U	35.9	-21.8	0	47.38	-	-	74	-26.62	-	-	80	198	H
* 8.155	21.07	ADR	35.9	-21.8	.36	35.53	54	-18.47	-	-	-	-	80	198	H
* 7.626	32.51	PK-U	35.7	-21.7	0	46.51	-	-	74	-27.49	-	-	210	123	V
* 7.627	20.9	ADR	35.7	-21.7	.36	35.26	54	-18.74	-	-	-	-	210	123	V
10.49	33.79	PK-U	37.6	-19.7	0	51.69	-	-	-	-	68.2	-16.51	51	114	H
10.491	37.57	PK-U	37.6	-19.7	0	55.47	-	-	-	-	68.2	-12.73	150	103	V

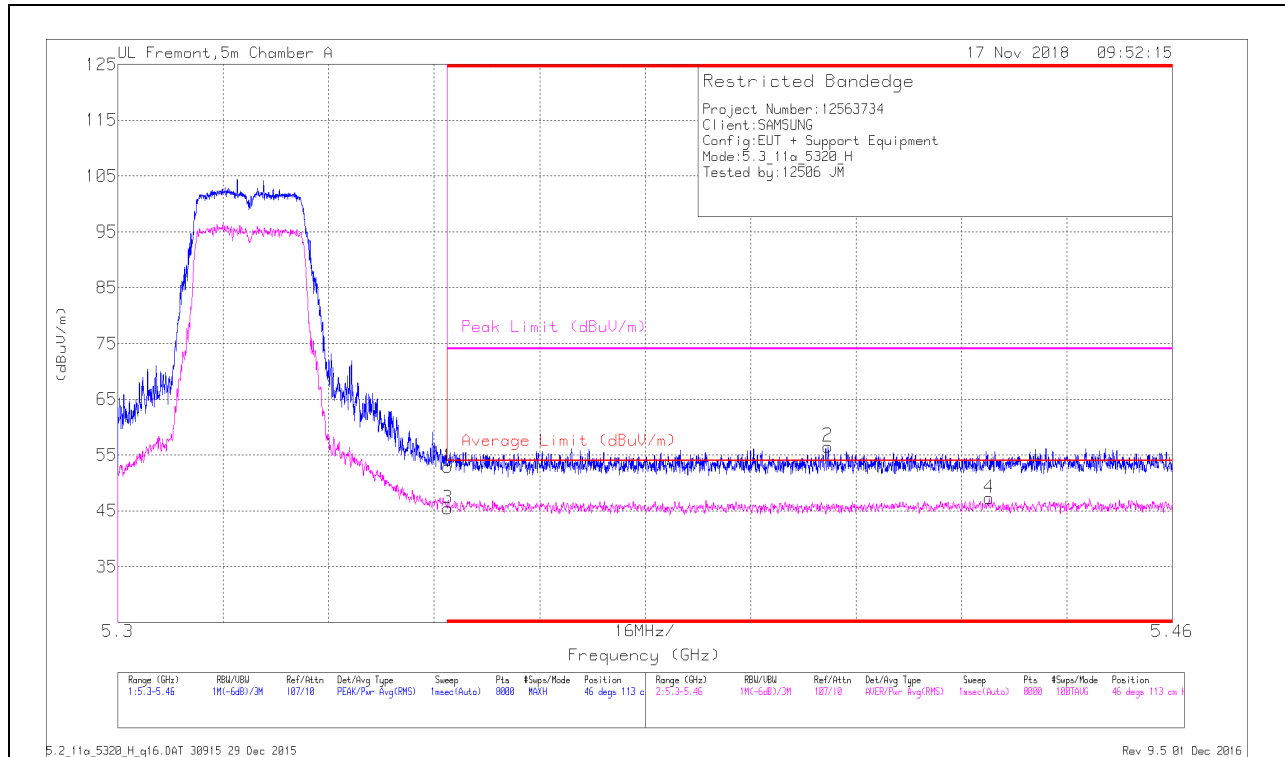
\* - indicates frequency in CFR47 Pt 15 / IC RSS-Restricted Band  
 PK-U - U-NII: Maximum Peak  
 ADR - U-NII AD primary method, RMS average

**9.1.8. TX ABOVE 1 GHz 802.11a MODE IN THE 5.3 GHz BAND**

**2TX Antenna 1 + Antenna 2 CDD MODE**

**BANDEDGE (HIGH CHANNEL)**

**HORIZONTAL RESULT**



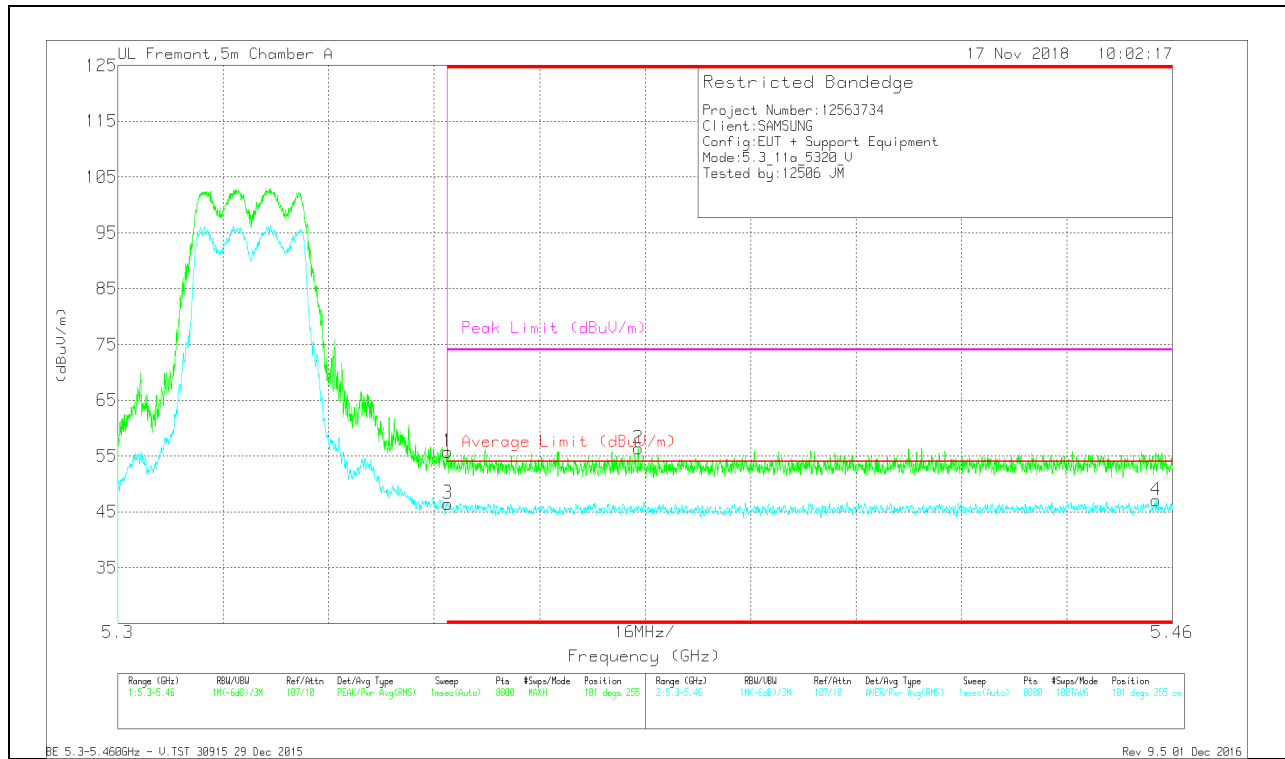
Marker	Frequency (GHz)	Meter Reading (dBuV)	Det	AF T862 (dB/m)	Amp/Cb/Filtr/Pad (dB)	DC Corr (dB)	Corrected Reading (dBuV/m)	Average Limit (dBuV/m)	Margin (dB)	Peak Limit (dBuV/m)	PK Margin (dB)	Azimuth (Degs)	Height (cm)	Polarity
1	* 5.35	36.65	Pk	34.6	-17.3	0	52.95	-	-	74	-21.05	46	113	H
3	* 5.35	27.91	RMS	34.6	-17.3	29	45.5	54	-8.5	-	-	46	113	H
2	* 5.408	39.16	Pk	34.7	-17.3	0	56.66	-	-	74	-17.44	46	113	H
4	* 5.432	29.49	RMS	34.7	-17.2	29	47.28	54	-6.72	-	-	46	113	H

\* - indicates frequency in CFR47 Pt 15 / IC RSS-Restricted Band

Pk - Peak detector

RMS - RMS detection

### VERTICAL RESULT

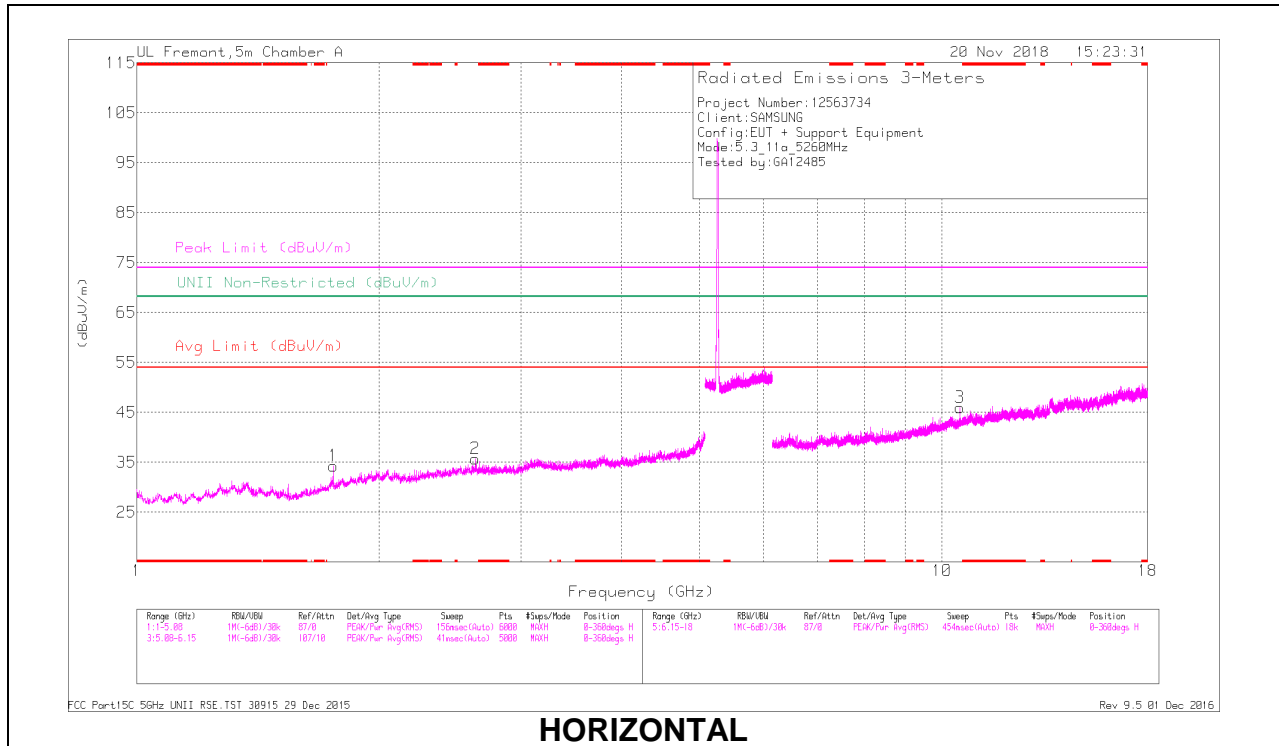


Marker	Frequency (GHz)	Meter Reading (dBuV)	Det	AF T862 (dBm)	Amp/CbI/Filt/Pad (dB)	DC Corr (dB)	Corrected Reading (dBuV/m)	Average Limit (dBuV/m)	Margin (dB)	Peak Limit (dBuV/m)	PK Margin (dB)	Azimuth (Degs)	Height (cm)	Polarity
1	* 5.35	38.48	Pk	34.6	-17.3	0	55.78	-	-	74	-18.22	101	255	V
3	* 5.35	28.91	RMS	34.6	-17.3	.29	46.5	54	-7.5	-	-	101	255	V
2	* 5.379	39.13	Pk	34.6	-17.3	0	56.43	-	-	74	-17.57	101	255	V
4	* 5.458	29.26	RMS	34.7	-17.2	.29	47.05	54	-6.95	-	-	101	255	V

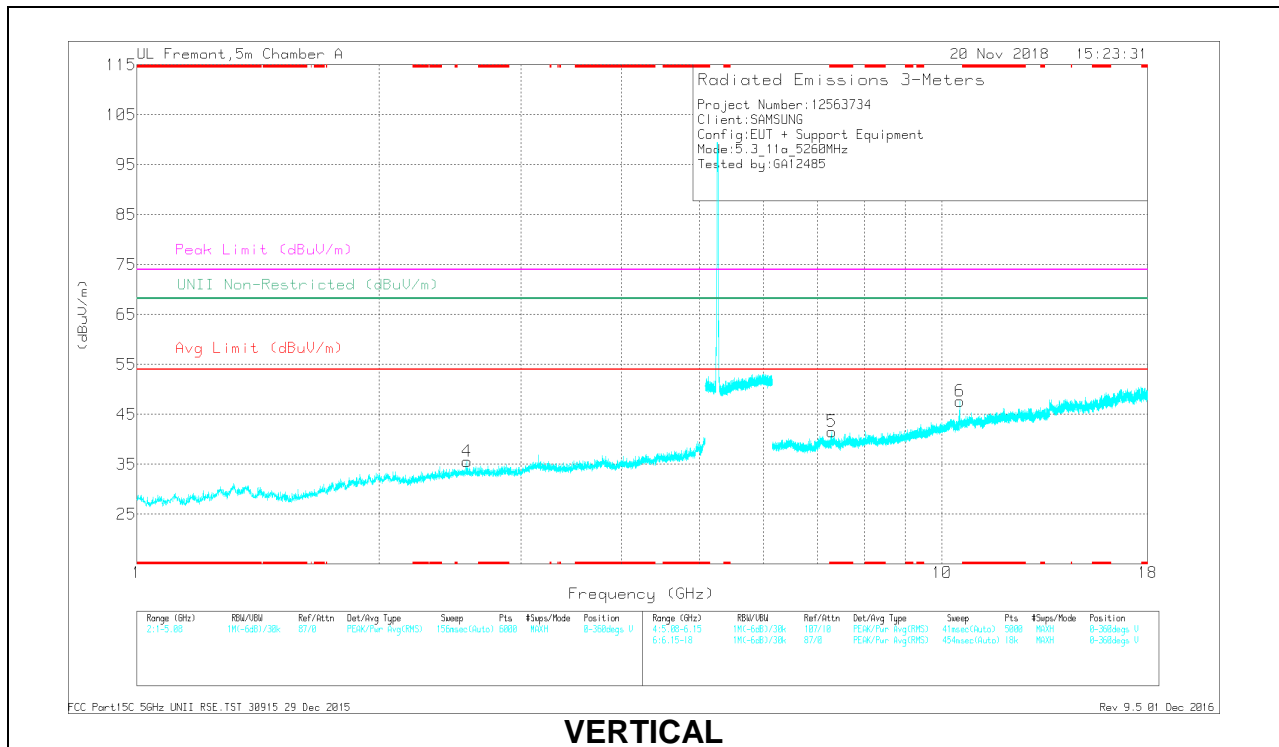
\* - indicates frequency in CFR47 Pt 15 / IC RSS-Restricted Band  
 Pk - Peak detector  
 RMS - RMS detection

**HARMONICS AND SPURIOUS EMISSIONS**

**LOW CHANNEL RESULTS**



**HORIZONTAL**



**VERTICAL**

**RADIATED EMISSIONS**

Marker	Frequency (GHz)	Meter Reading (dBuV)	Det	AF T862 (dB/m)	Amp/CalFtr/Pad (dB)	DC Corr (dB)	Corrected Reading (dBuV/m)	Avg Limit (dBuV/m)	Margin (dB)	Peak Limit (dBuV/m)	Margin (dB)	UNII Non-Restricted (dBuV/m)	PK Margin (dB)	Azimuth (Degs)	Height (cm)	Polarity
5	* 7.292	33.25	PK-U	35.7	-22.5	0	46.45	-	-	74	-27.55	-	-	289	120	V
	* 7.29	21.64	ADR	35.7	-22.6	29	35.03	54	-18.97	-	-	-	-	289	120	V
1	* 1.752	39.88	PK-U	29.8	-30.7	0	38.98	-	-	-	-	68.2	-29.22	274	267	H
4	2.571	38.71	PK-U	32.4	-29.9	0	41.21	-	-	-	-	68.2	-26.98	296	143	V
2	2.633	38.05	PK-U	32.5	-30	0	40.55	-	-	-	-	68.2	-27.65	65	227	H
6	10.518	32.59	PK-U	37.6	-19.6	0	50.59	-	-	-	-	68.2	-17.61	277	182	V
3	10.522	33.25	PK-U	37.6	-19.7	0	51.15	-	-	-	-	68.2	-17.05	153	102	H

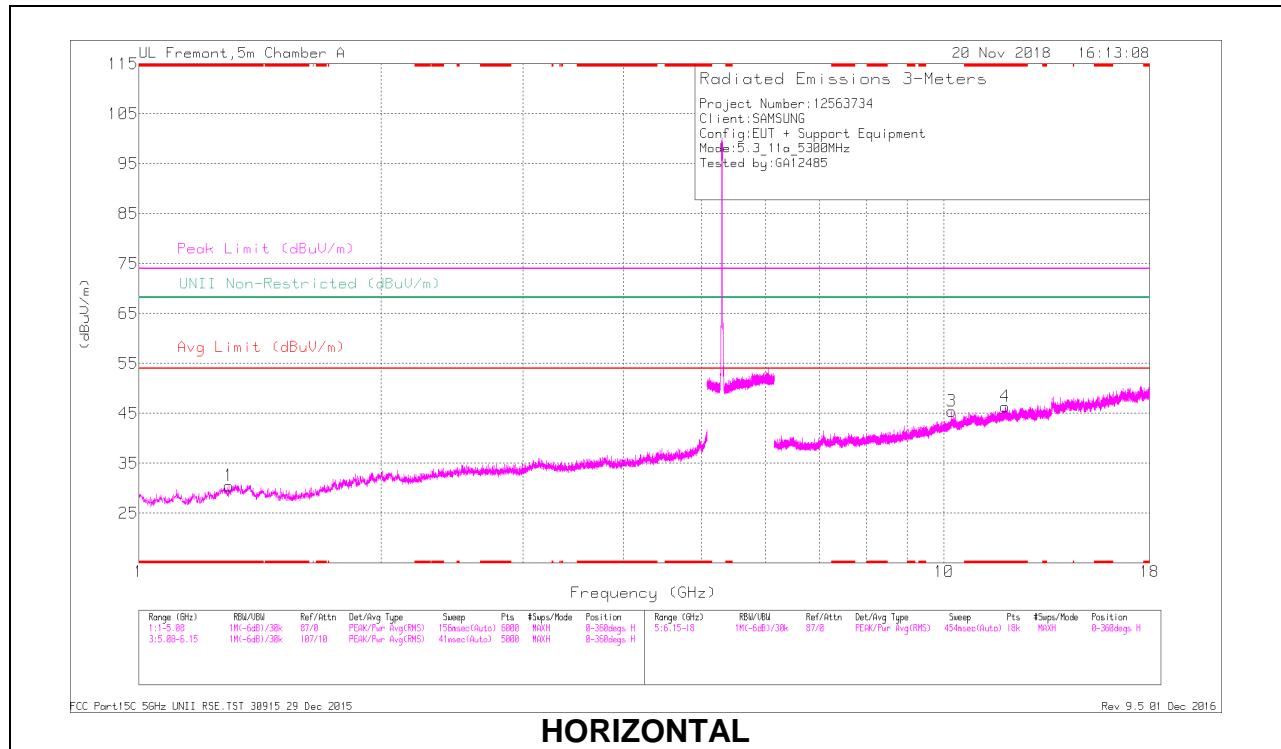
\* - indicates frequency in CFR47 Pt 15 / IC RSS-Restricted Band

PK-U - U-NII: Maximum Peak

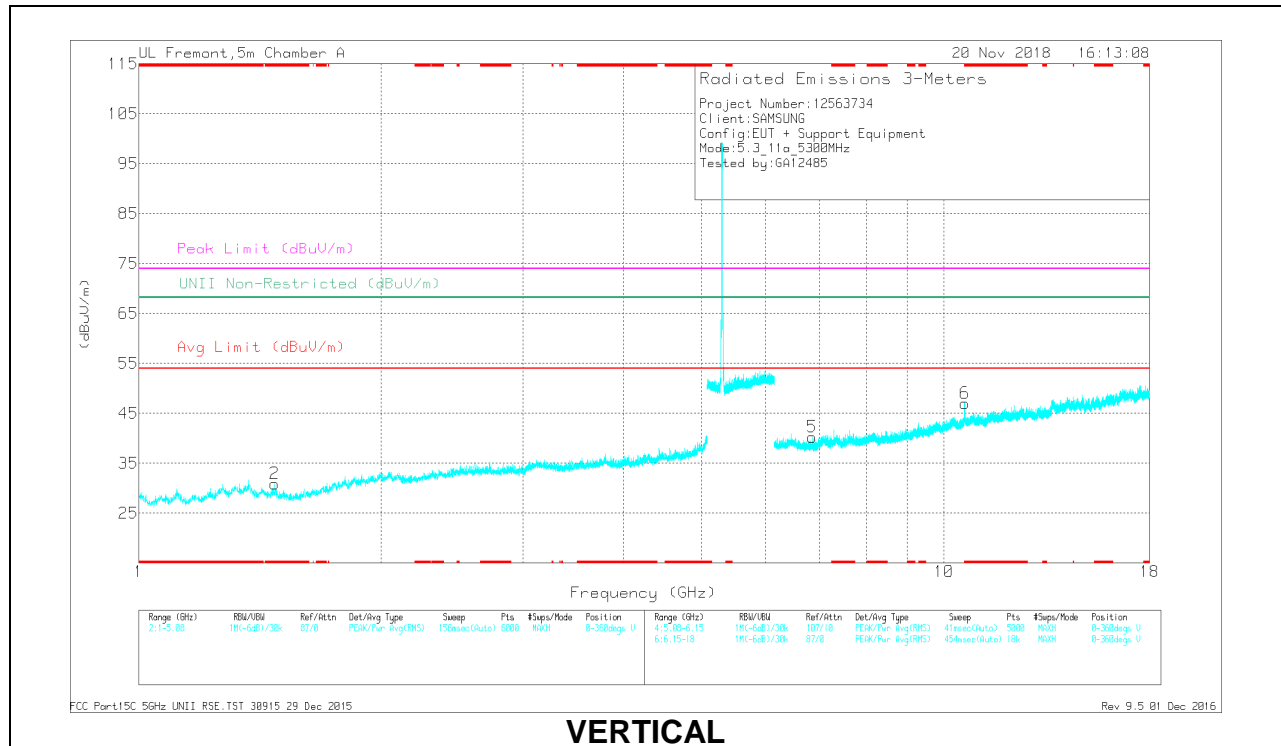
ADR - U-NII AD primary method, RMS average



### MID CHANNEL RESULTS



### HORIZONTAL



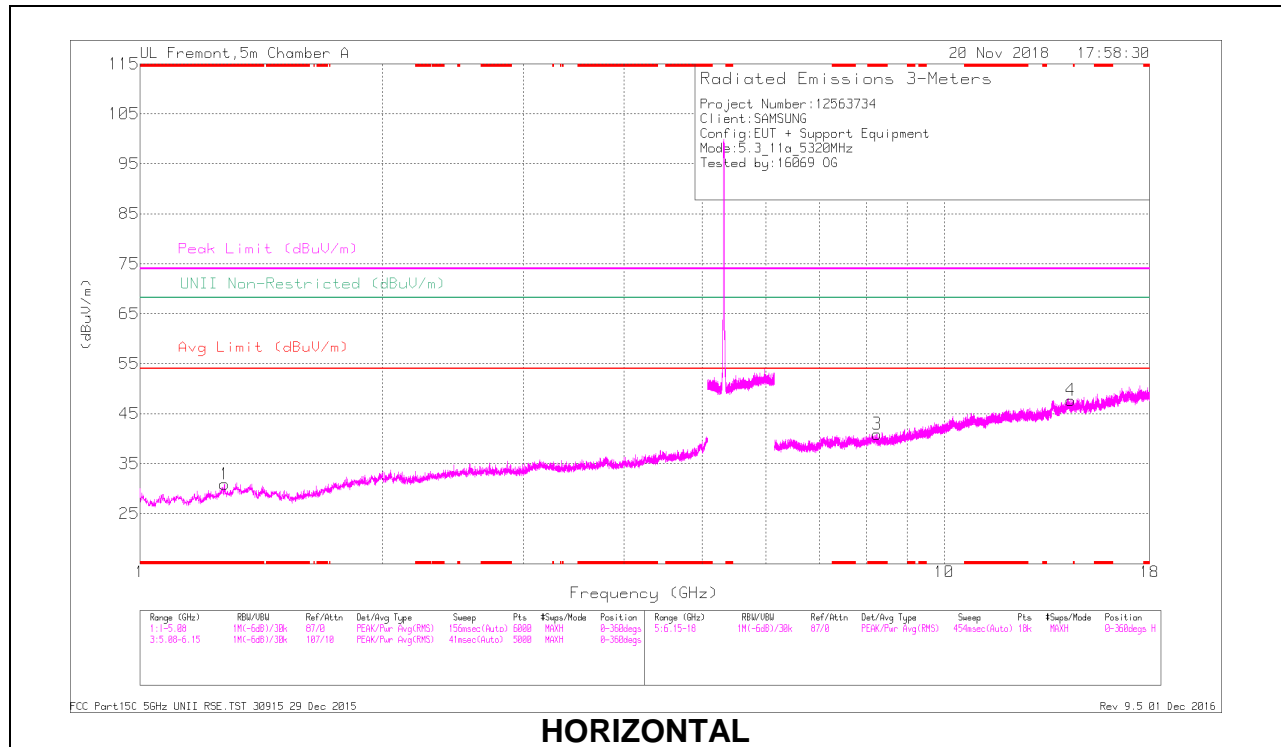
### VERTICAL

**RADIATED EMISSIONS**

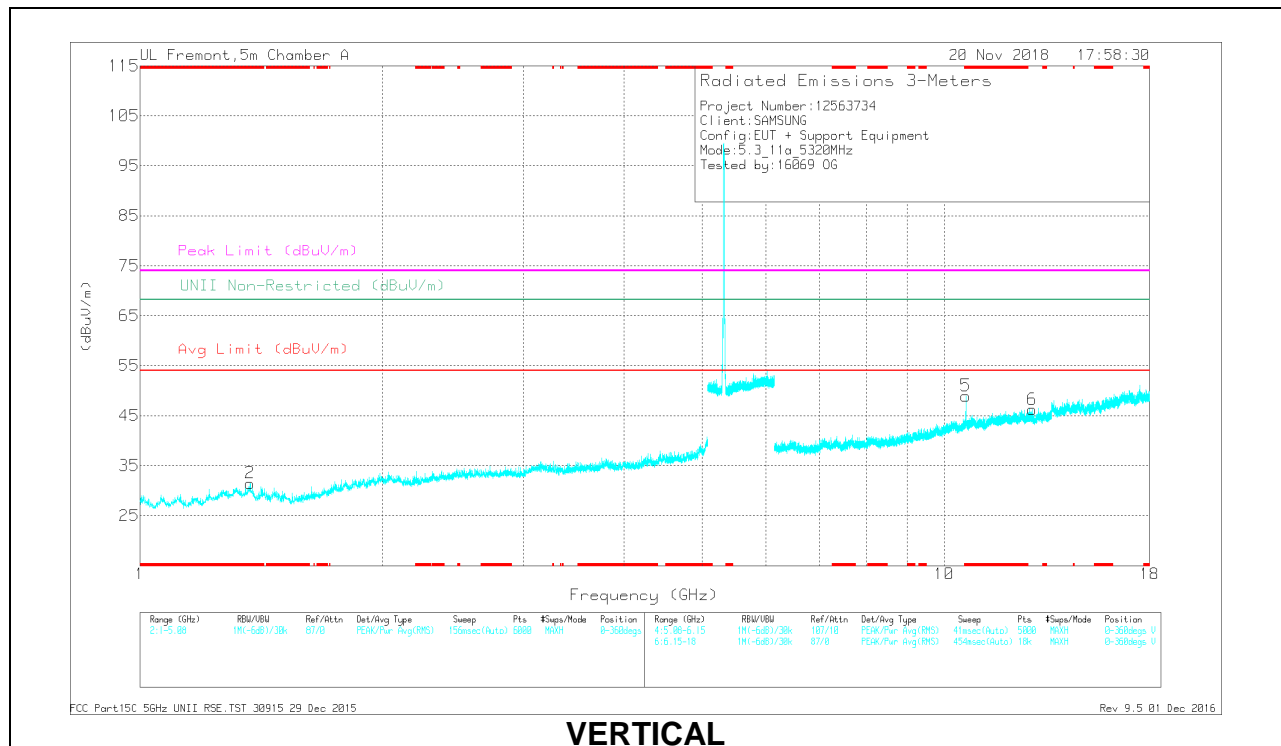
Frequency (GHz)	Meter Reading (dBuV)	Det	AF 1862 (dB/m)	Amp/Chk/Ftr/Pad (dB)	DC Corr (dB)	Corrected Reading (dBuV/m)	Avg Limit (dBuV/m)	Margin (dB)	Peak Limit (dBuV/m)	Margin (dB)	UNI Non-Restricted (dBuV/m)	PK Margin (dB)	Azimuth (Degs)	Height (cm)	Polarity
* 1.292	38.48	PK-U	29.4	-32	0	35.88	-	-	74	-38.12	-	-	174	261	H
1.292	26.74	ADR	29.4	-32	.29	24.43	54	-29.57	-	-	-	-	174	261	H
* 1.476	39.3	PK-U	28.6	-31.7	0	35.2	-	-	74	-37.8	-	-	23	282	V
1.476	27.35	ADR	28.6	-31.7	.29	24.54	54	-29.46	-	-	-	-	23	282	V
* 11.907	31.25	PK-U	38.8	-18.7	0	51.35	-	-	74	-22.65	-	-	31	102	H
11.908	19.61	ADR	38.8	-18.7	.29	40	54	-14	-	-	-	-	31	102	H
* 10.608	35.47	PK-U	37.7	-19.3	0	53.87	-	-	74	-20.13	-	-	172	102	V
10.61	23.01	ADR	37.7	-19.3	.29	41.7	54	-12.3	-	-	-	-	172	102	V
6.859	34.68	PK-U	35.6	-23.6	0	46.68	-	-	-	-	68.2	-21.52	31	102	V
10.214	31.38	PK-U	37.4	-19.6	0	49.18	-	-	-	-	68.2	-19.02	23	282	H

\* - indicates frequency in CFR47 Pt 15 / IC RSS-Restricted Band  
 PK-U - U-NII: Maximum Peak  
 ADR - U-NII AD primary method, RMS average

### HIGH CHANNEL RESULTS



**HORIZONTAL**



**VERTICAL**

**RADIATED EMISSIONS**

Frequency (GHz)	Meter Reading (dBuV)	Det	AF 1862 (dB/m)	Amp/Ch/Fit/Pad (dB)	DC Corr (dB)	Corrected Reading (dBuV/m)	Avg Limit (dBuV/m)	Margin (dB)	Peak Limit (dBuV/m)	Margin (dB)	UNI Non-Restricted (dBuV/m)	PK Margin (dB)	Azimuth (Degs)	Height (cm)	Polarity
* 1.273	39.63	PK-U	29.3	-32.3	0	36.63	-	-	74	-37.37	-	-	93	223	H
1.273	27.66	ADR	29.3	-32.3	.29	24.95	54	-29.05	-	-	-	-	93	223	H
* 1.371	39.44	PK-U	29.1	-31.3	0	37.24	-	-	74	-36.76	-	-	48	196	V
1.37	27.5	ADR	29.1	-31.3	.29	25.59	54	-28.41	-	-	-	-	48	196	V
* 8.251	32.7	PK-U	35.9	-22	0	46.6	-	-	74	-27.4	-	-	185	102	H
8.251	20.78	ADR	35.9	-22	.29	34.97	54	-19.03	-	-	-	-	185	102	H
* 10.639	35.03	PK-U	37.7	-19.5	0	53.23	-	-	74	-20.77	-	-	209	115	V
10.639	23.65	ADR	37.7	-19.5	.29	42.14	54	-11.86	-	-	-	-	209	115	V
12.871	31.67	PK-U	39.3	-19	0	51.97	-	-	-	-	68.2	-16.23	209	115	V
14.37	32	PK-U	39.7	-18.4	0	53.3	-	-	-	-	68.2	-14.9	185	102	H

\* - indicates frequency in CFR47 Pt 15 / IC RSS-Restricted Band

PK-U - U-NII: Maximum Peak

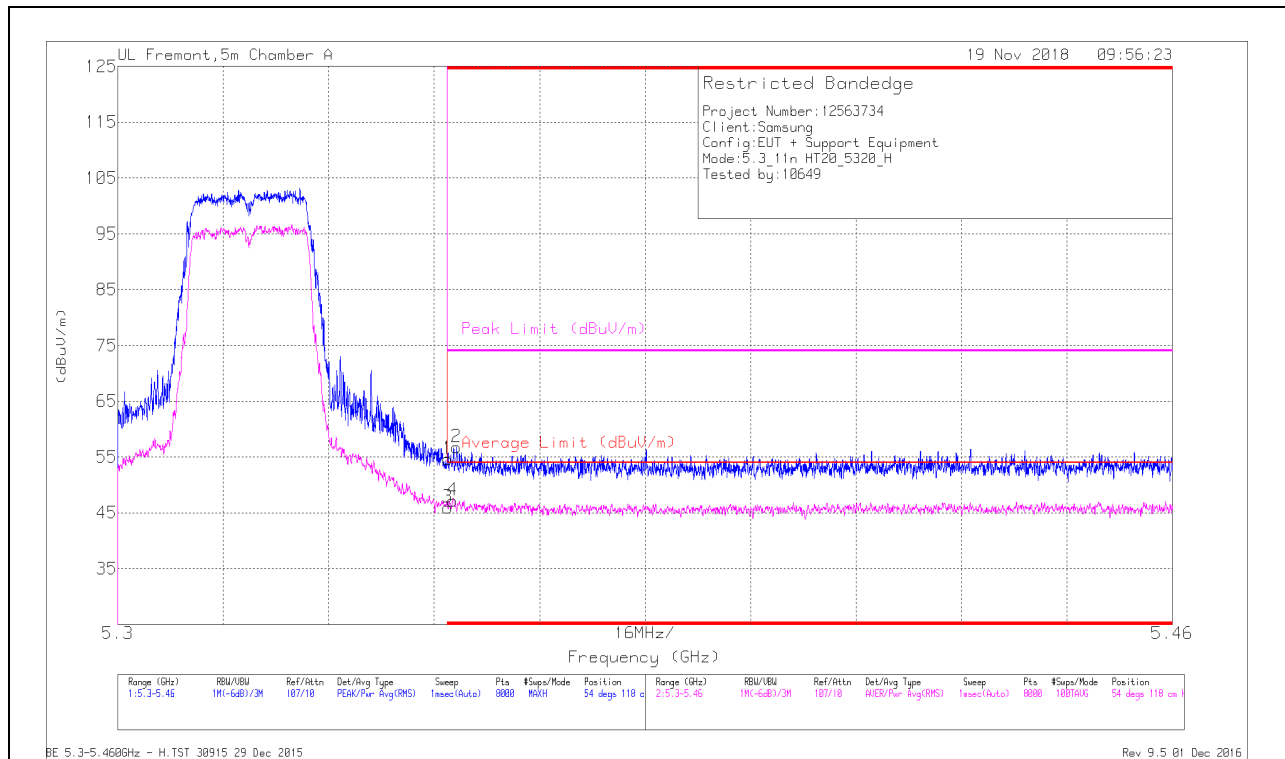
ADR - U-NII AD primary method, RMS average

**9.1.9. TX ABOVE 1 GHz 802.11n HT20 MODE IN THE 5.3 GHz BAND**

**2TX Antenna 1 + Antenna 2 CDD MODE**

**BANDEDGE (HIGH CHANNEL)**

**HORIZONTAL RESULT**



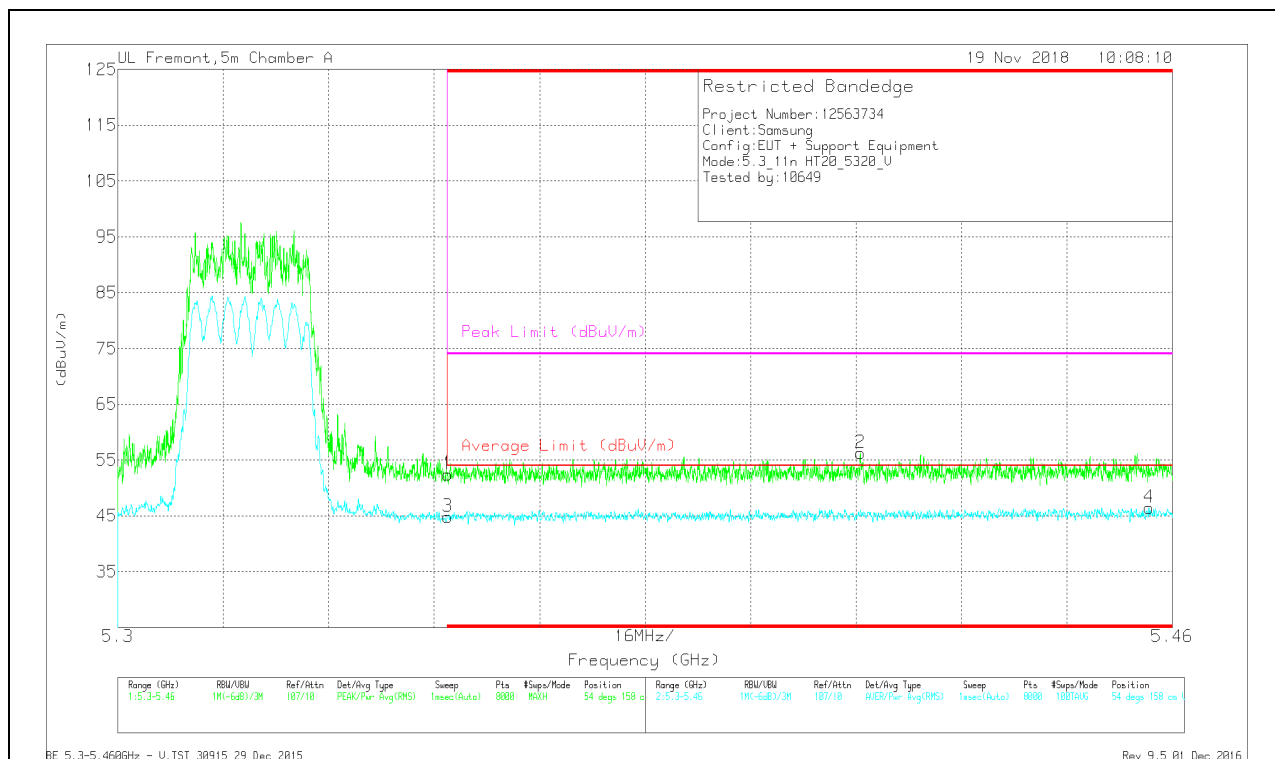
Marker	Frequency (GHz)	Meter Reading (dBuV)	Det	AF T862 (dBm)	Amp/Chl/Filt/Pad (dB)	DC Corr (dB)	Corrected Reading (dBuV/m)	Average Limit (dBuV/m)	Margin (dB)	Peak Limit (dBuV/m)	PK Margin (dB)	Azimuth (Degs)	Height (cm)	Polarity
1	* 5.35	37.25	Pk	34.6	-17.3	0	54.53	-	-	74	-19.42	54	118	H
2	* 5.351	39.46	Pk	34.6	-17.3	0	56.76	-	-	74	-17.24	54	118	H
3	* 5.35	28.7	RMS	34.6	-17.3	.31	46.31	54	-7.69	-	-	54	118	H
4	* 5.351	29.93	RMS	34.6	-17.3	.31	47.54	54	-6.46	-	-	54	118	H

\* - indicates frequency in CFR47 Pt 15 / IC RSS-Restricted Band

Pk - Peak detector

RMS - RMS detection

### VERTICAL RESULT



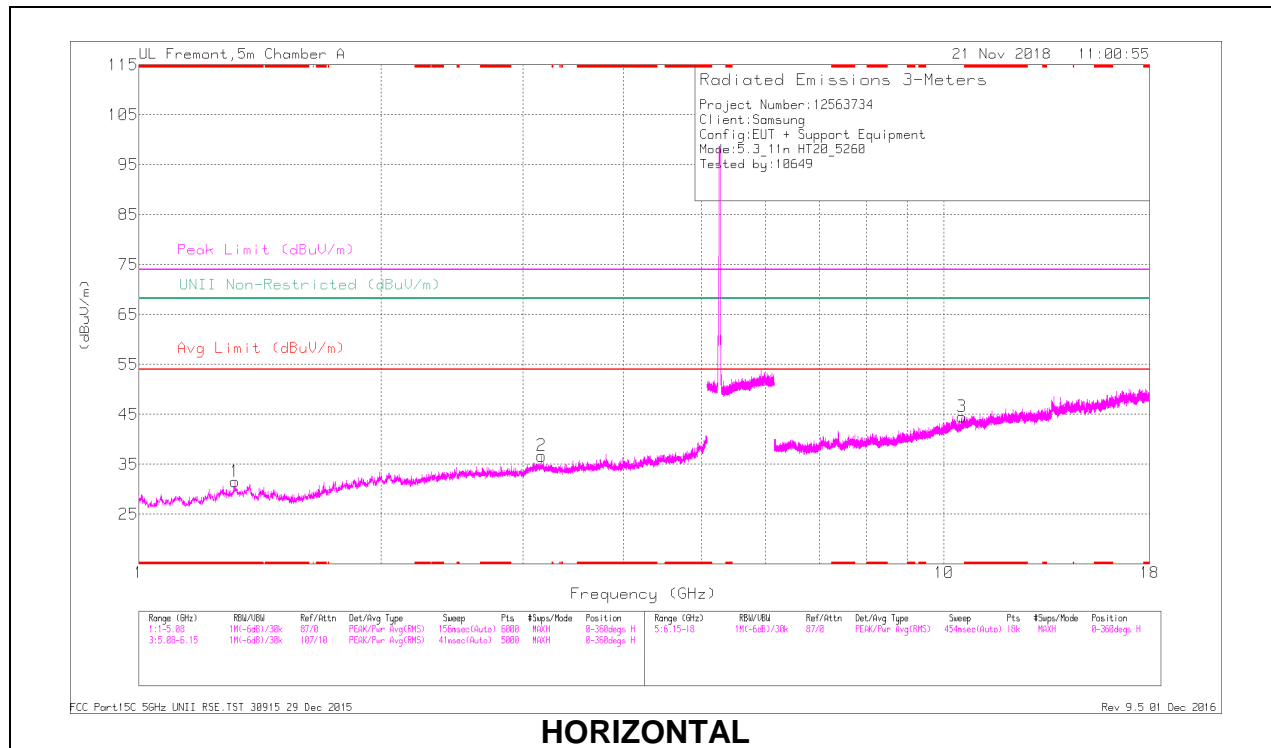
Marker	Frequency (GHz)	Meter Reading (dBuV)	Det	AF T862 (dBm)	Amp/Cbl/Ftr/Pad (dB)	DC Corr (dB)	Corrected Reading (dBuV/m)	Average Limit (dBuV/m)	Margin (dB)	Peak Limit (dBuV/m)	PK Margin (dB)	Azimuth (Degs)	Height (cm)	Polarity
1	* 5.35	35.16	Pk	34.6	-17.3	0	52.46	-	-	74	-21.54	54	158	V
3	* 5.35	27.48	RMS	34.6	-17.3	.31	45.09	54	-8.91	-	-	54	158	V
2	* 5.413	38.8	Pk	34.7	-17.2	0	56.3	-	-	74	-17.7	54	158	V
4	* 5.456	29.04	RMS	34.7	-17.3	.31	46.75	54	-7.25	-	-	54	158	V

\* - indicates frequency in CFR47 Pt 15 / IC RSS-Restricted Band

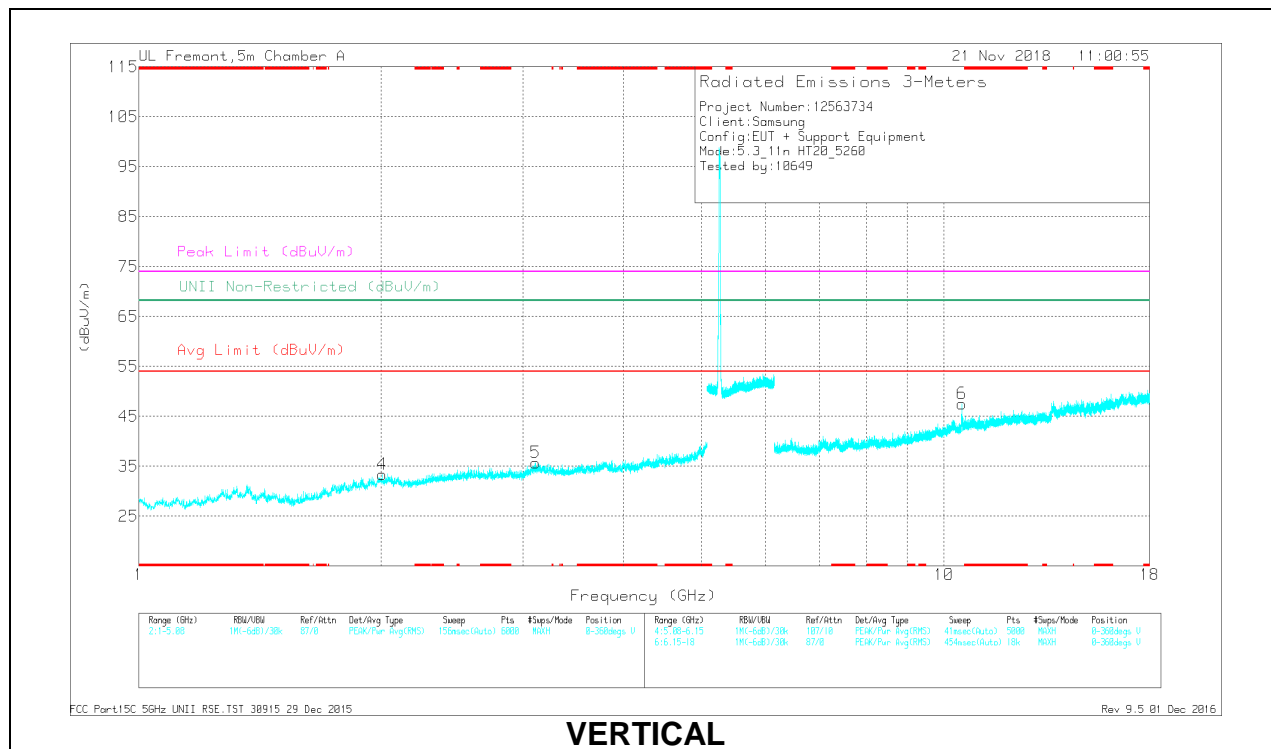
Pk - Peak detector  
 RMS - RMS detection

**HARMONICS AND SPURIOUS EMISSIONS**

**LOW CHANNEL RESULTS**



**HORIZONTAL**



**VERTICAL**

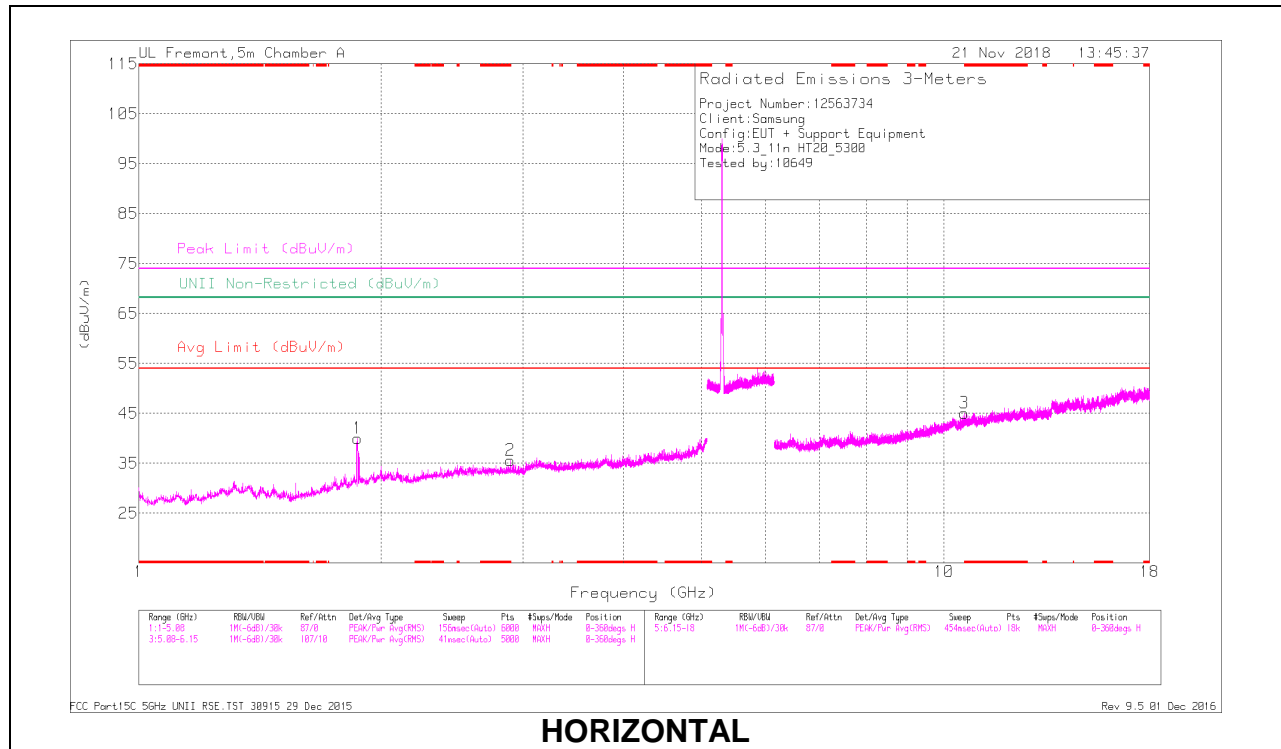
**RADIATED EMISSIONS**

Markers	Frequency (GHz)	Meter Reading (dBuV)	Det	AF T862 (dB/m)	AmpCntrlFtr/Pad (dB)	DC Corr (dB)	Corrected Reading (dBuV/m)	Avg Limit (dBuV/m)	Margin (dB)	Peak Limit (dBuV/m)	PK Margin (dB)	UNII Non-Restricted (dBuV/m)	PK Margin (dB)	Azimuth (Degs)	Height (cm)	Polarity
1	* 1.315	39.84	PK-U	29.5	-31.8	0	37.54	-	-	74	-36.46	-	-	100	192	H
	* 1.315	27.67	ADR	29.5	-31.8	.31	25.68	54	-28.32	-	-	-	-	100	192	H
4	2.003	38.43	PK-U	31.4	-30.5	0	39.33	-	-	-	-	68.2	-28.87	174	166	V
5	3.108	36.98	PK-U	32.9	-28.3	0	41.58	-	-	-	-	68.2	-26.62	100	154	V
2	3.165	37.23	PK-U	32.9	-28.4	0	41.73	-	-	-	-	68.2	-26.47	48	295	H
6	10.518	34.93	PK-U	37.6	-19.6	0	52.93	-	-	-	-	68.2	-15.27	86	125	V
3	10.523	32.47	PK-U	37.6	-19.7	0	50.37	-	-	-	-	68.2	-17.83	239	101	H

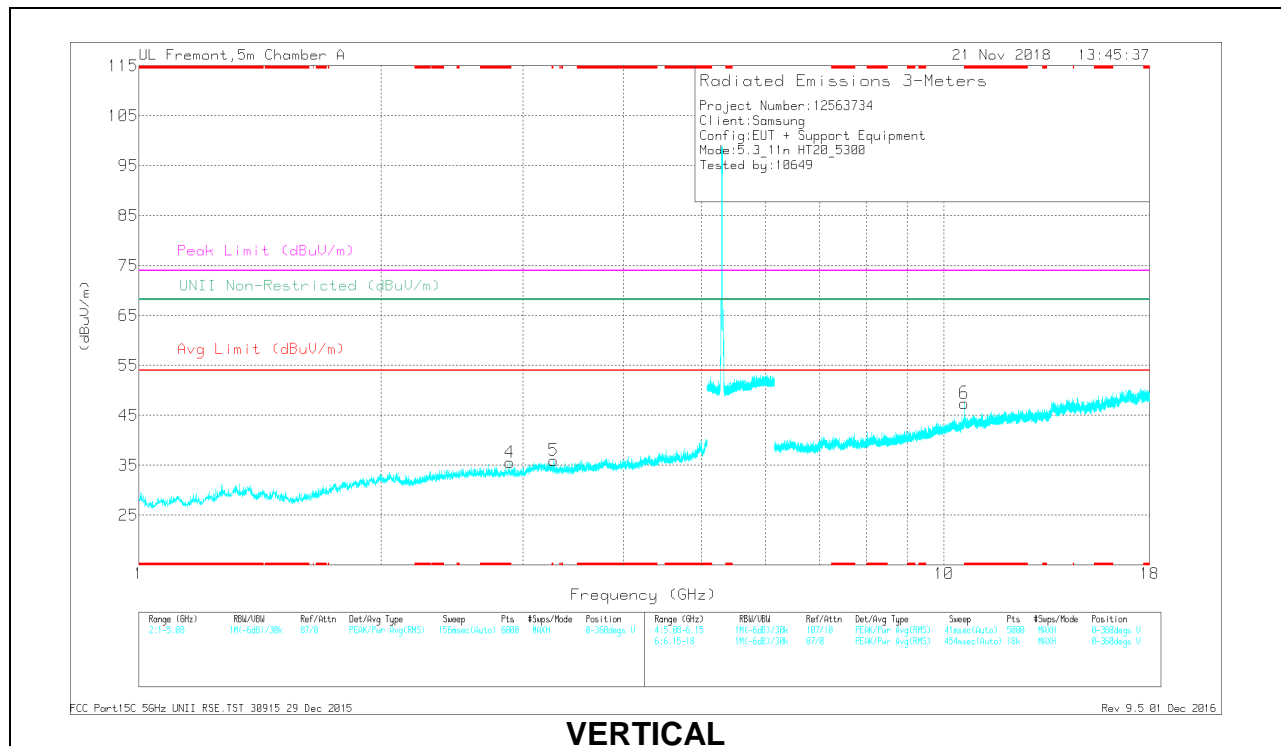
\* - indicates frequency in CFR47 Pt 15 / IC RSS-Restricted Band  
 PK-U - U-NII: Maximum Peak  
 ADR - U-NII AD primary method, RMS average



### MID CHANNEL RESULTS



### HORIZONTAL



### VERTICAL

**RADIATED EMISSIONS**

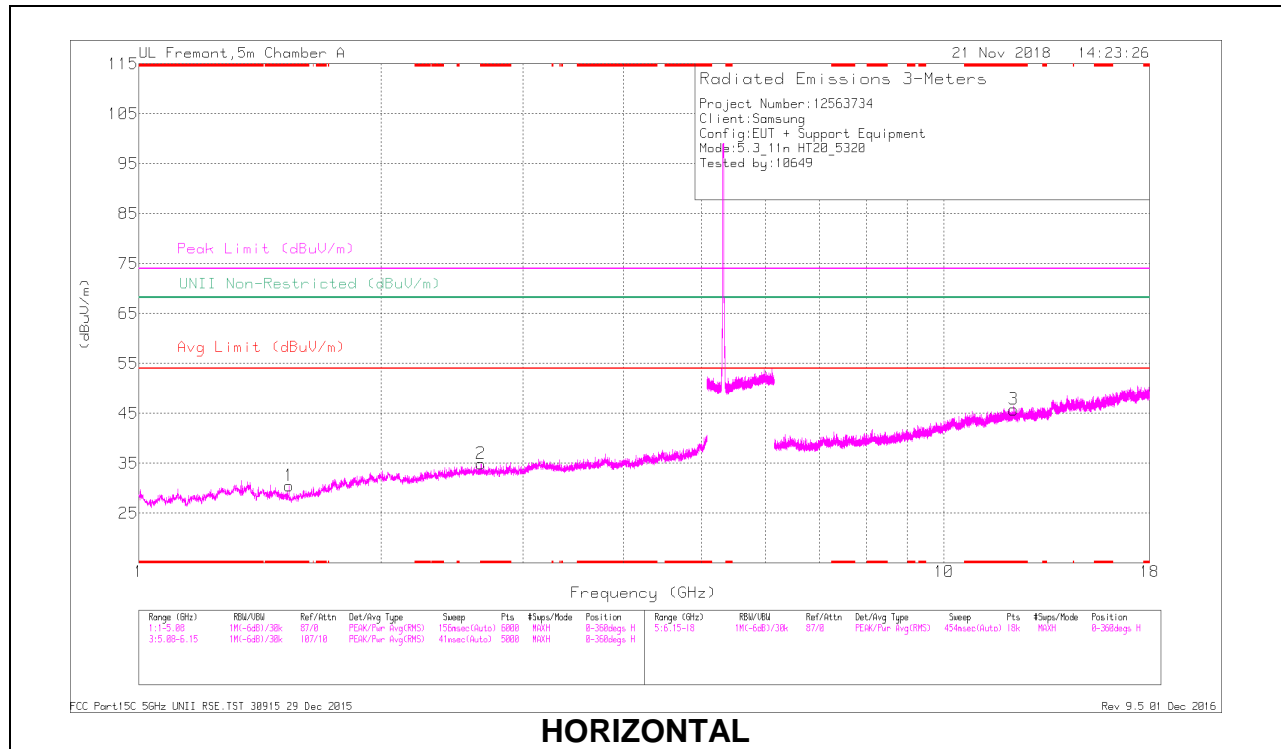
Markers	Frequency (GHz)	Meter Reading (dBuV)	Det	AF T662 (dB/m)	Amp/Cable/Trn/Pad (dB)	DC Corr (dB)	Corrected Reading (dBuV/m)	Avg Limit (dBuV/m)	Margin (dB)	Peak Limit (dBuV/m)	PK Margin (dB)	UNII Non-Restricted (dBuV/m)	PK Margin (dB)	Azimuth (Degs)	Height (cm)	Polarity
2	* 2.895	37.75	PK-U	32.2	-29	0	40.95	-	-	74	-33.05	-	-	178	156	H
	* 2.896	25.25	ADR	32.2	-29	31	28.76	54	-25.24	-	-	-	-	178	156	H
4	* 2.887	38.03	PK-U	32.2	-29.1	0	41.13	-	-	74	-32.87	-	-	44	190	V
	* 10.604	31.11	PK-U	37.7	-19.4	0	49.41	-	-	74	-24.59	-	-	77	276	H
3	* 10.604	19.66	ADR	37.7	-19.4	-31	38.27	54	-15.73	-	-	-	-	77	276	H
1	1.869	38.53	PK-U	31	-31.5	0	38.03	-	-	-	-	68.2	-30.17	76	123	H
5	3.276	37.67	PK-U	32.9	-29.3	0	41.27	-	-	-	-	68.2	-26.93	225	176	V
6	10.597	35.85	PK-U	37.7	-19.3	0	54.25	-	-	-	-	68.2	-13.95	75	103	V

\* - indicates frequency in CFR47 Pt 15 / IC RSS-Restricted Band

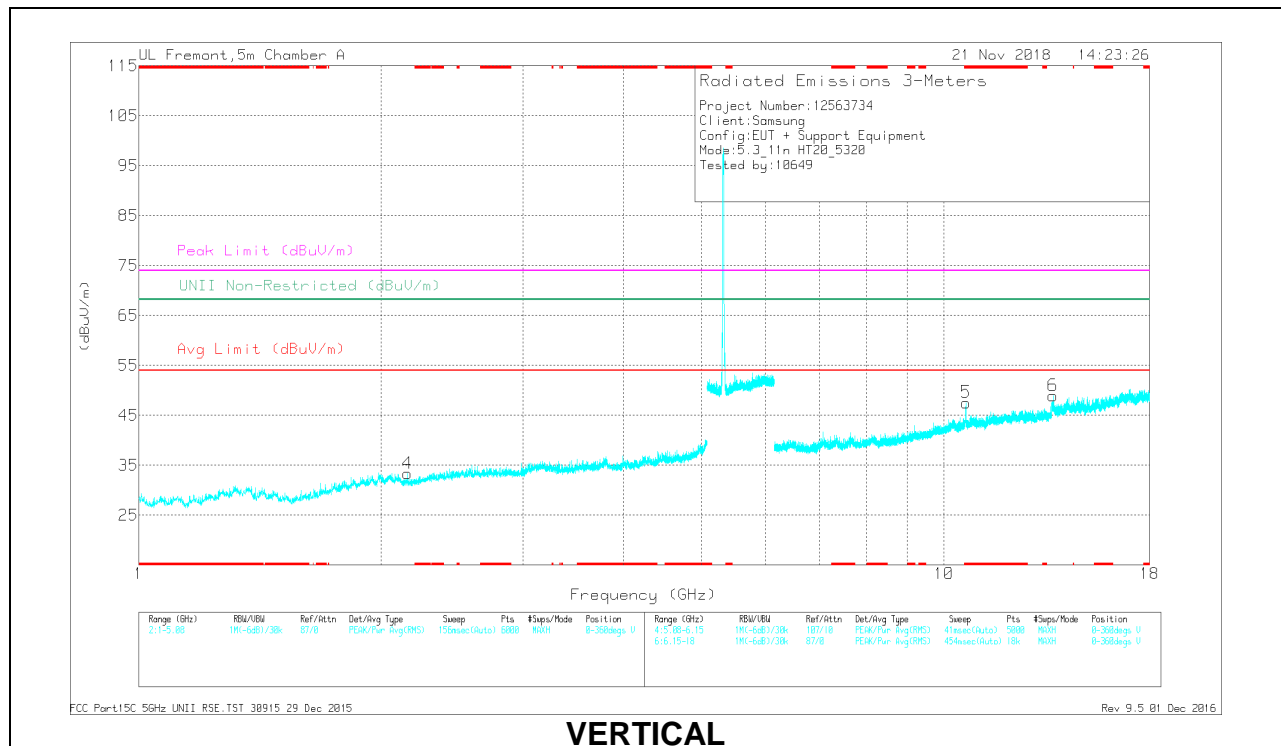
PK-U - U-NII: Maximum Peak

ADR - U-NII AD primary method, RMS average

### HIGH CHANNEL RESULTS



**HORIZONTAL**



**VERTICAL**

**RADIATED EMISSIONS**

Markers	Frequency (GHz)	Meas Reading (dBuV)	Det	AF T862 (dB/m)	Amp/Clf/Filt/Pad (dB)	DC Corr (dB)	Corrected Reading (dBuV/m)	Avg Limit (dBuV/m)	Margin (dB)	Peak Limit (dBuV/m)	PK Margin (dB)	UNII Non-Restricted (dBuV/m)	PK Margin (dB)	Azimuth (Degs)	Height (cm)	Polarity
1	* 1.536	39.6	PK-U	27.9	-31.9	0	35.6	-	-	74	-38.4	-	-	340	277	H
	* 1.535	27.16	ADR	28	-31.9	.31	23.57	54	-30.43	-	-	-	-	340	277	H
2	* 2.66	38.37	PK-U	32.5	-30.2	0	40.67	-	-	74	-33.33	-	-	186	112	H
	* 2.663	26.29	ADR	32.5	-30.2	.31	28.9	54	-25.1	-	-	-	-	186	112	H
3	* 12.203	31.02	PK-U	39	-18.4	0	51.62	-	-	74	-22.38	-	-	270	231	H
	* 12.202	19.4	ADR	39	-18.5	.31	40.21	54	-13.79	-	-	-	-	270	231	H
5	* 10.647	36.41	PK-U	37.7	-19.5	0	54.61	-	-	74	-19.39	-	-	88	106	V
	* 10.647	23.88	ADR	37.7	-19.5	.31	42.39	54	-11.61	-	-	-	-	88	106	V
4	2.157	38.85	PK-U	31.1	-30.8	0	39.15	-	-	-	-	68.2	-29.05	180	267	V
6	13.654	32.76	PK-U	39.3	-16.2	0	53.86	-	-	-	-	68.2	-14.34	132	166	V

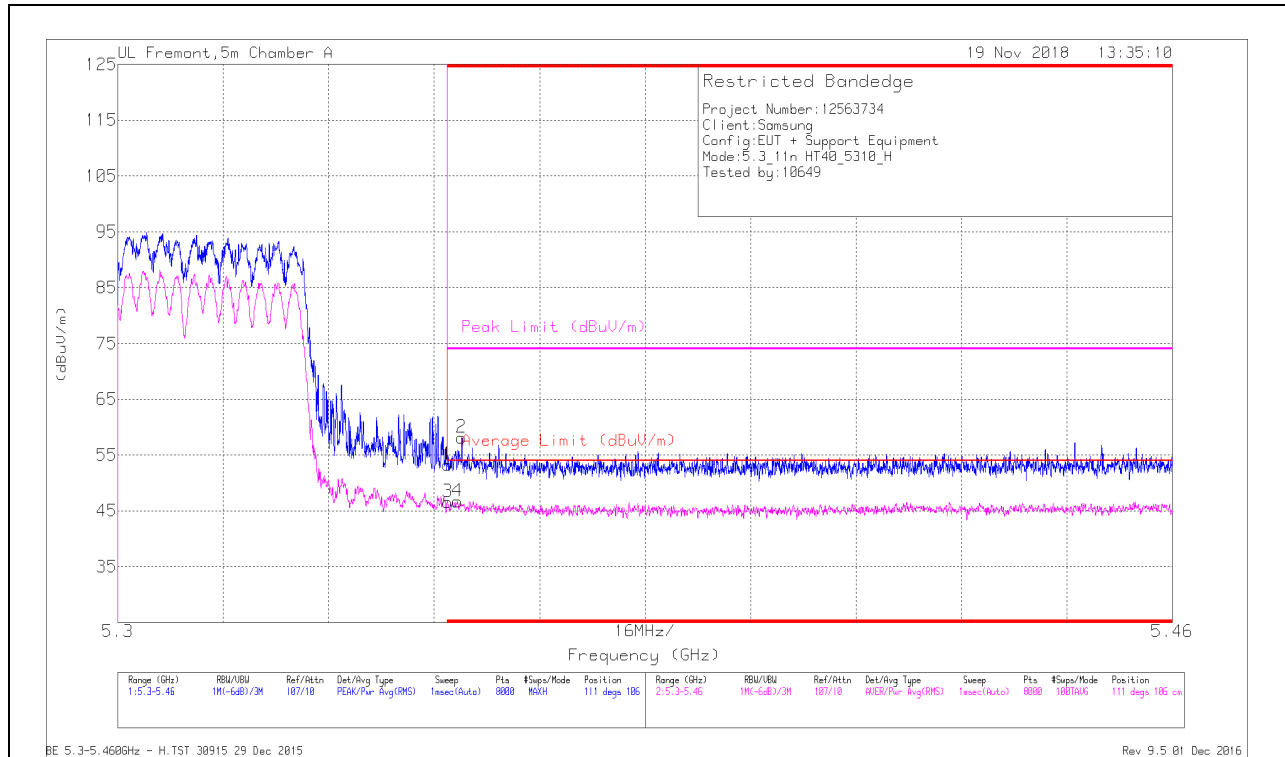
\* - indicates frequency in CFR47 Pt 15 / IC RSS-Restricted Band  
 PK-U - U-NII: Maximum Peak  
 ADR - U-NII AD primary method, RMS average

**9.1.10. TX ABOVE 1 GHz 802.11n HT40 MODE IN THE 5.3 GHz BAND**

**2TX Antenna 1 + Antenna 2 CDD MODE**

**BANDEDGE (HIGH CHANNEL)**

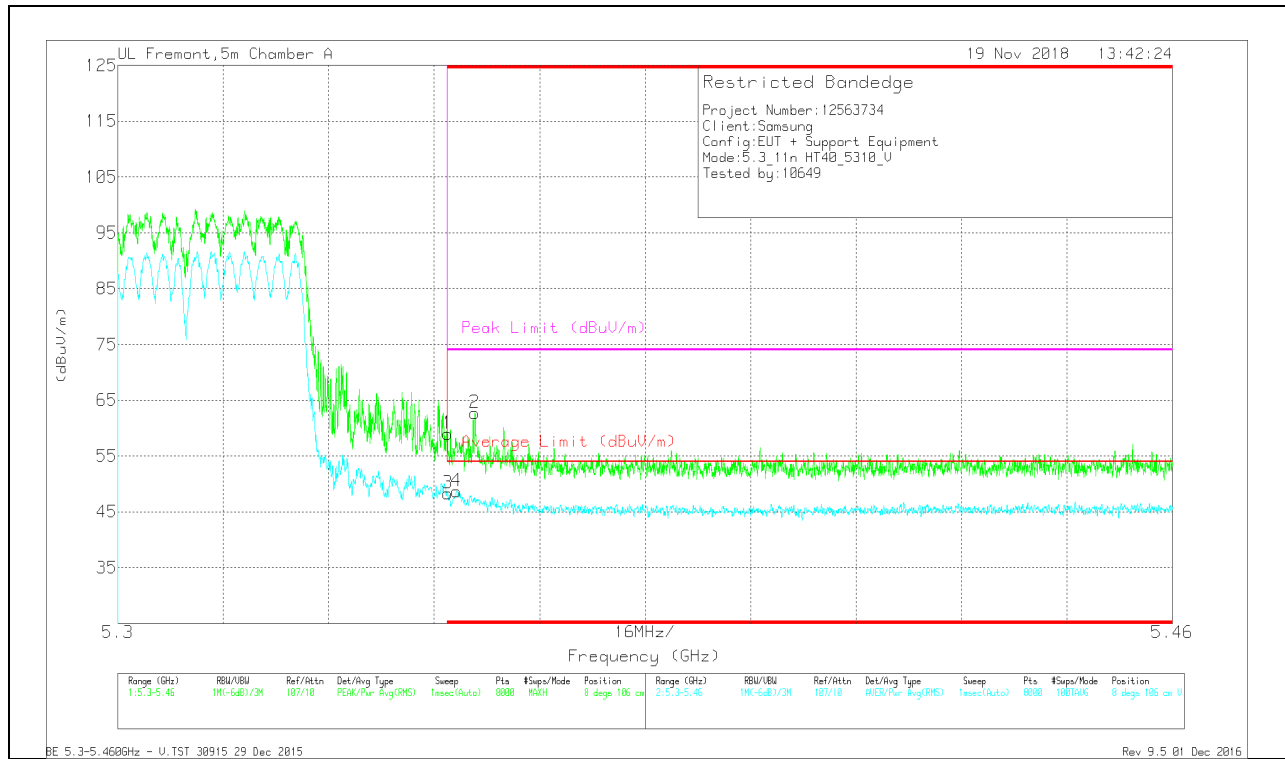
**HORIZONTAL RESULT**



Marker	Frequency (GHz)	Meter Reading (dBuV)	Det	AF T862 (dB/m)	Amp/Cbl/Filtr/P ad (dB)	DC Corr (dB)	Corrected Reading (dBuV/m)	Average Limit (dBuV/m)	Margin (dB)	Peak Limit (dBuV/m)	PK Margin (dB)	Azimuth (Degs)	Height (cm)	Polarity
1	* 5.35	35.98	Pk	34.6	-17.3	0	53.28	-	-	74	-20.72	111	106	H
2	* 5.352	40.83	Pk	34.6	-17.3	0	58.13	-	-	74	-15.87	111	106	H
3	* 5.35	29.26	RMS	34.6	-17.3	.6	47.16	54	-6.84	-	-	111	106	H
4	* 5.352	29.37	RMS	34.6	-17.3	.6	47.27	54	-6.73	-	-	111	106	H

\* - indicates frequency in CFR47 Pt 15 / IC RSS-Restricted Band  
 Pk - Peak detector  
 RMS - RMS detection

**VERTICAL RESULT**



Marker	Frequency (GHz)	Meter Reading (dBuV)	Det	AF T862 (dB/m)	Amp/Cbl/Fitr/P ad (dB)	DC Corr (dB)	Corrected Reading (dBuV/m)	Average Limit (dBuV/m)	Margin (dB)	Peak Limit (dBuV/m)	PK Margin (dB)	Azimuth (Degs)	Height (cm)	Polarity
1	* 5.35	41.7	Pk	34.6	-17.3	0	59	-	-	74	-15	8	106	V
2	* 5.354	45.39	Pk	34.6	-17.3	0	62.69	-	-	74	-11.31	8	106	V
3	* 5.35	31.05	RMS	34.6	-17.3	.6	48.95	54	-5.05	-	-	8	106	V
4	* 5.351	31.34	RMS	34.6	-17.3	.6	49.24	54	-4.76	-	-	8	106	V

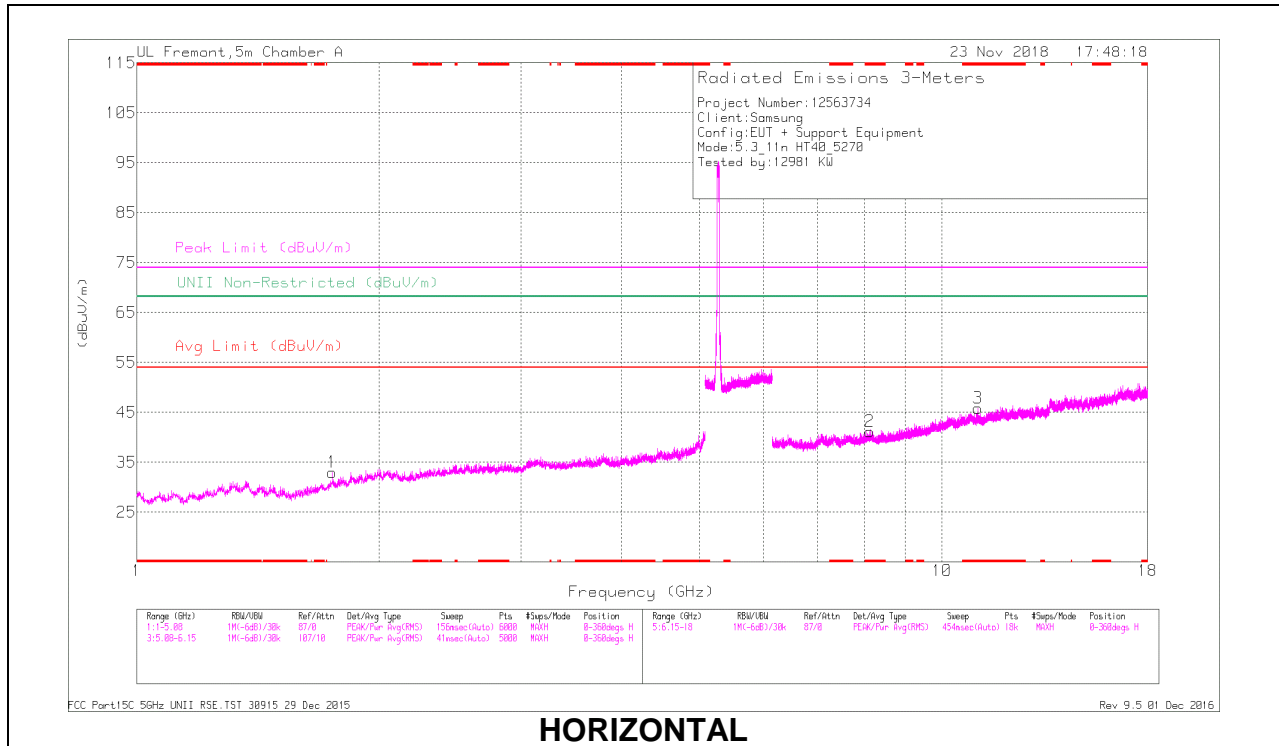
\* - indicates frequency in CFR47 Pt 15 / IC RSS-Restricted Band

Pk - Peak detector

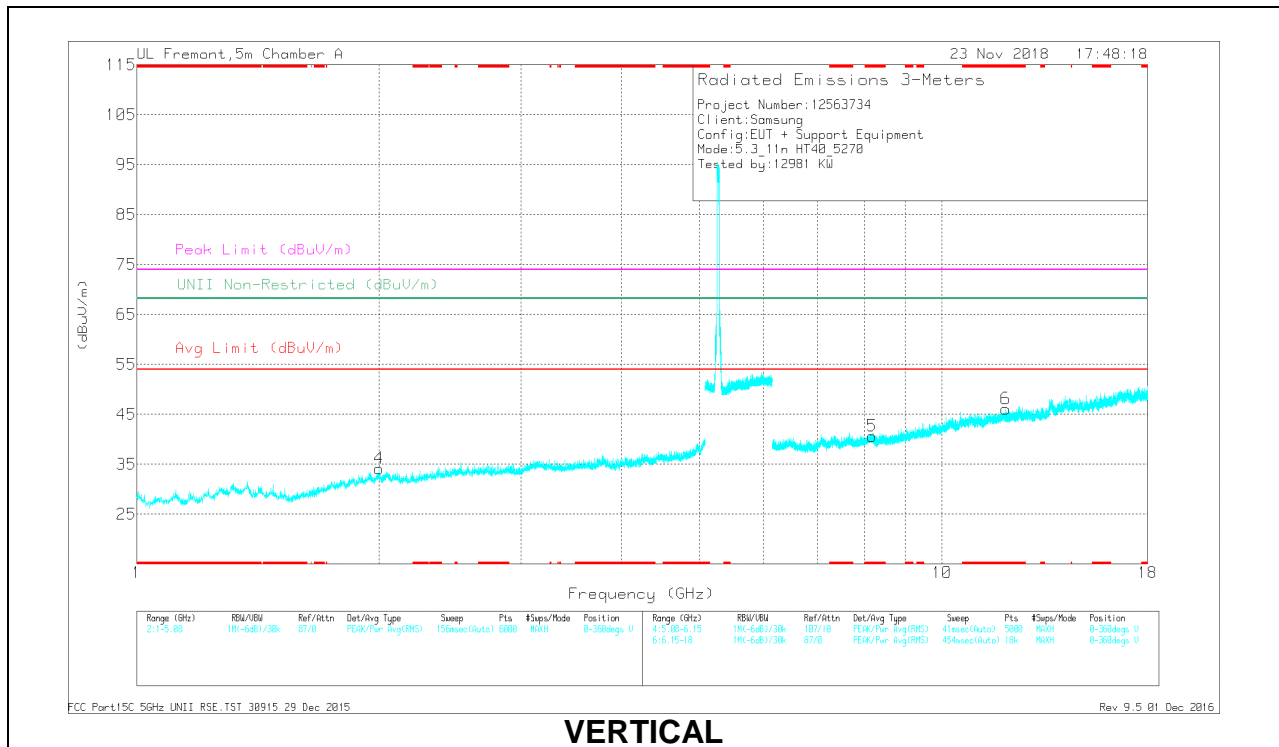
RMS - RMS detection

**HARMONICS AND SPURIOUS EMISSIONS**

**LOW CHANNEL RESULTS**



**HORIZONTAL**



**VERTICAL**

**RADIATED EMISSIONS**

Frequency (GHz)	Meter Reading (dBuV)	Det	AF 1862 (dB/m)	Amp/Chk/Ftr/Pad (dB)	DC Corr (dB)	Corrected Reading (dBuV/m)	Arg Limit (dBuV/m)	Margin (dB)	Peak Limit (dBuV/m)	PK Margin (dB)	UNI Non-Restricted (dBuV/m)	PK Margin (dB)	Azimuth (Degs)	Height (cm)	Polarity
* 8.127	33.33	PK-U	35.8	-22.1	0	47.03	-	-	74	-26.97	-	-	85	235	H
* 8.128	22.15	ADR	35.8	-22	.8	36.55	54	-17.45	-	-	-	-	85	235	H
* 11.031	31.45	PK-U	37.9	-19	0	50.35	-	-	74	-23.65	-	-	187	206	H
* 11.09	20.62	ADR	37.9	-19	.8	40.12	54	-13.88	-	-	-	-	187	206	H
* 8.19	32.63	PK-U	35.8	-21.6	0	46.83	-	-	74	-27.17	-	-	196	264	V
* 8.189	21.62	ADR	35.8	-21.6	.8	36.42	54	-17.58	-	-	-	-	196	264	V
* 12.003	31.76	PK-U	38.9	-19	0	51.66	-	-	74	-22.34	-	-	303	162	V
* 12.002	20.46	ADR	38.9	-19	.8	40.96	54	-13.04	-	-	-	-	303	162	V
1.746	39.4	PK-U	29.7	-30.8	0	38.3	-	-	-	-	68.2	-29.9	46	149	H
1.999	38.65	PK-U	31.4	-30.6	0	39.65	-	-	-	-	68.2	-28.55	114	171	V

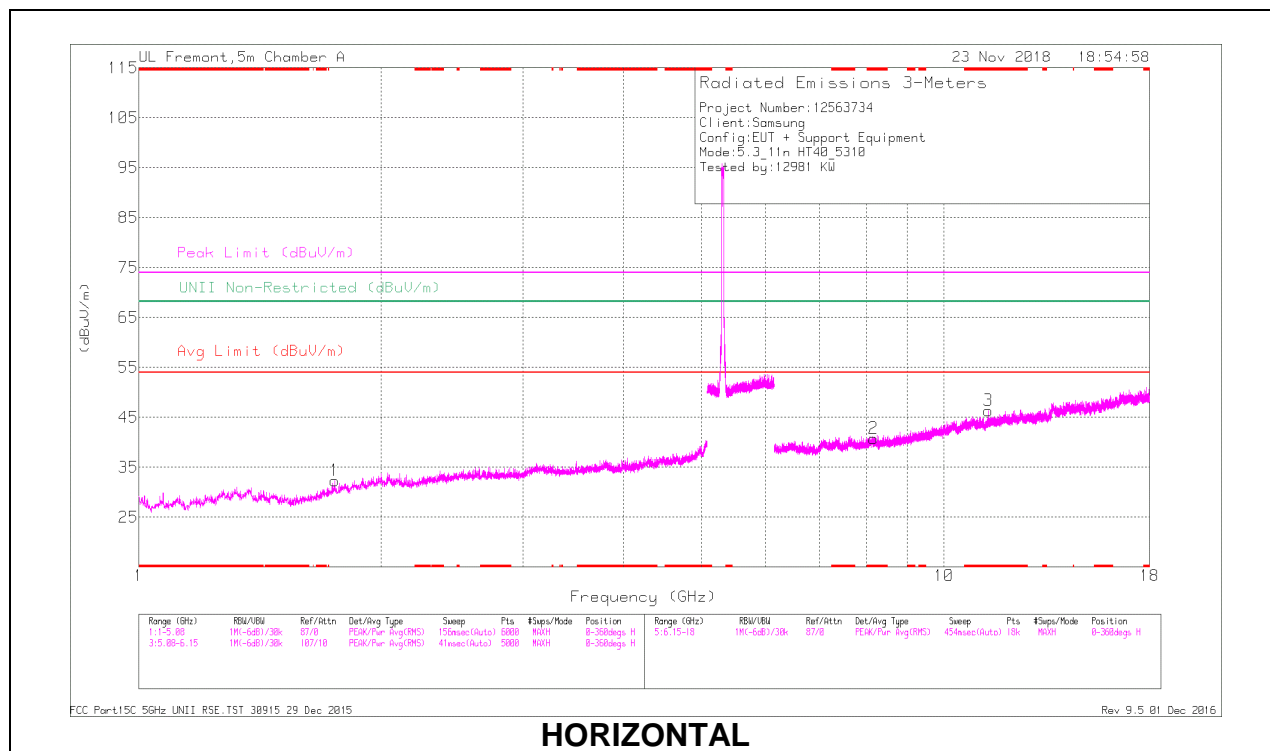
\* - indicates frequency in CFR47 Pt 15 / IC RSS-Restricted Band

PK-U - U-NII: Maximum Peak

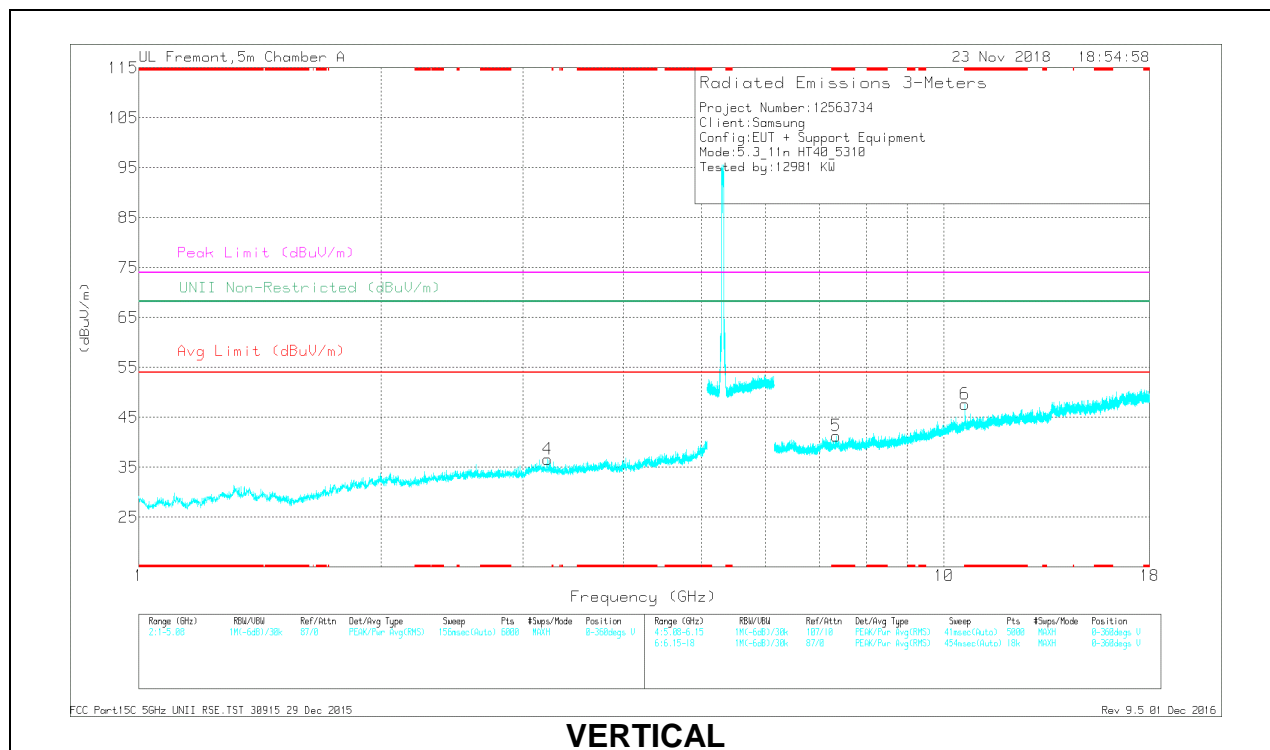
ADR - U-NII AD primary method, RMS average



### HIGH CHANNEL RESULTS



**HORIZONTAL**



**VERTICAL**

**RADIATED EMISSIONS**

Frequency (GHz)	Meter Reading (dBuV)	Det	AF T862 (dB/m)	Amp/Chk/Ftr/Pad (dB)	DC Corr (dB)	Corrected Reading (dBuV/m)	Arg Limit (dBuV/m)	Margin (dB)	Peak Limit (dBuV/m)	PK Margin (dB)	UNI Non-Restricted (dBuV/m)	PK Margin (dB)	Azimuth (Degs)	Height (cm)	Polarity
* 8.174	33.3	PK-U	35.8	-21.9	0	47.2	-	-	74	-26.8	-	-	297	154	H
* 8.175	22.02	ADR	35.8	-21.8	.8	36.62	54	-17.38	-	-	-	-	297	154	H
* 11.359	31.47	PK-U	38.1	-18.7	0	50.87	-	-	74	-23.13	-	-	281	191	H
* 11.359	20.55	ADR	38.1	-18.7	.8	40.55	54	-13.45	-	-	-	-	281	191	H
* 7.347	33.21	PK-U	35.7	-21.7	0	47.21	-	-	74	-26.79	-	-	193	157	V
* 7.345	22.11	ADR	35.7	-21.8	.8	36.61	54	-17.39	-	-	-	-	193	157	V
* 10.622	32.1	PK-U	37.7	-19.1	0	50.7	-	-	74	-23.3	-	-	162	210	V
* 10.619	20.82	ADR	37.7	-19.1	.8	40.02	54	-13.98	-	-	-	-	162	210	V
1.751	39.06	PK-U	29.8	-30.8	0	38.06	-	-	-	-	68.2	-30.14	167	251	H
3.217	37.68	PK-U	33.1	-29.3	0	41.68	-	-	-	-	68.2	-26.52	117	158	V

\* - indicates frequency in CFR47 Pt 15 / IC RSS-Restricted Band

PK-U - U-NII: Maximum Peak

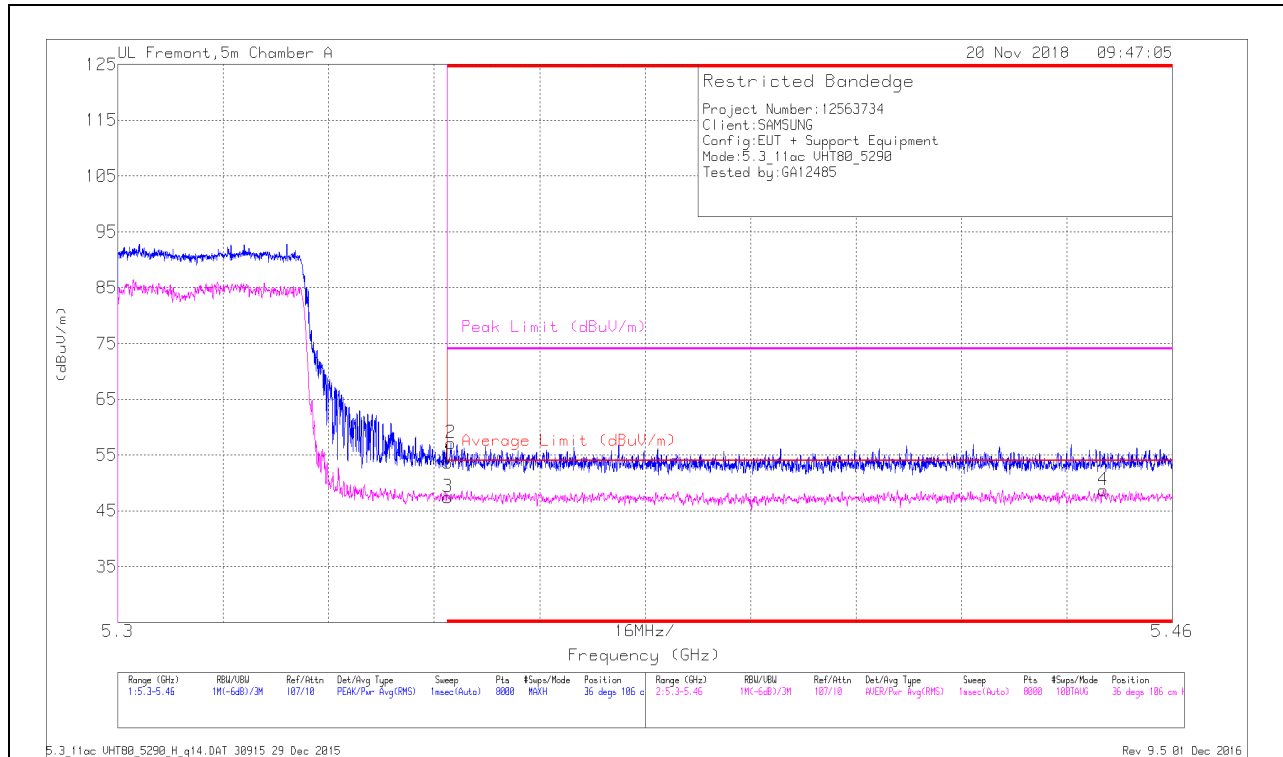
ADR - U-NII AD primary method, RMS average

### 9.1.11. TX ABOVE 1 GHz 802.11ac VHT80 MODE IN THE 5.3 GHz BAND

**2TX Antenna 1 + Antenna 2 CDD MODE**

**BANDEDGE (MID CHANNEL)**

#### HORIZONTAL RESULT



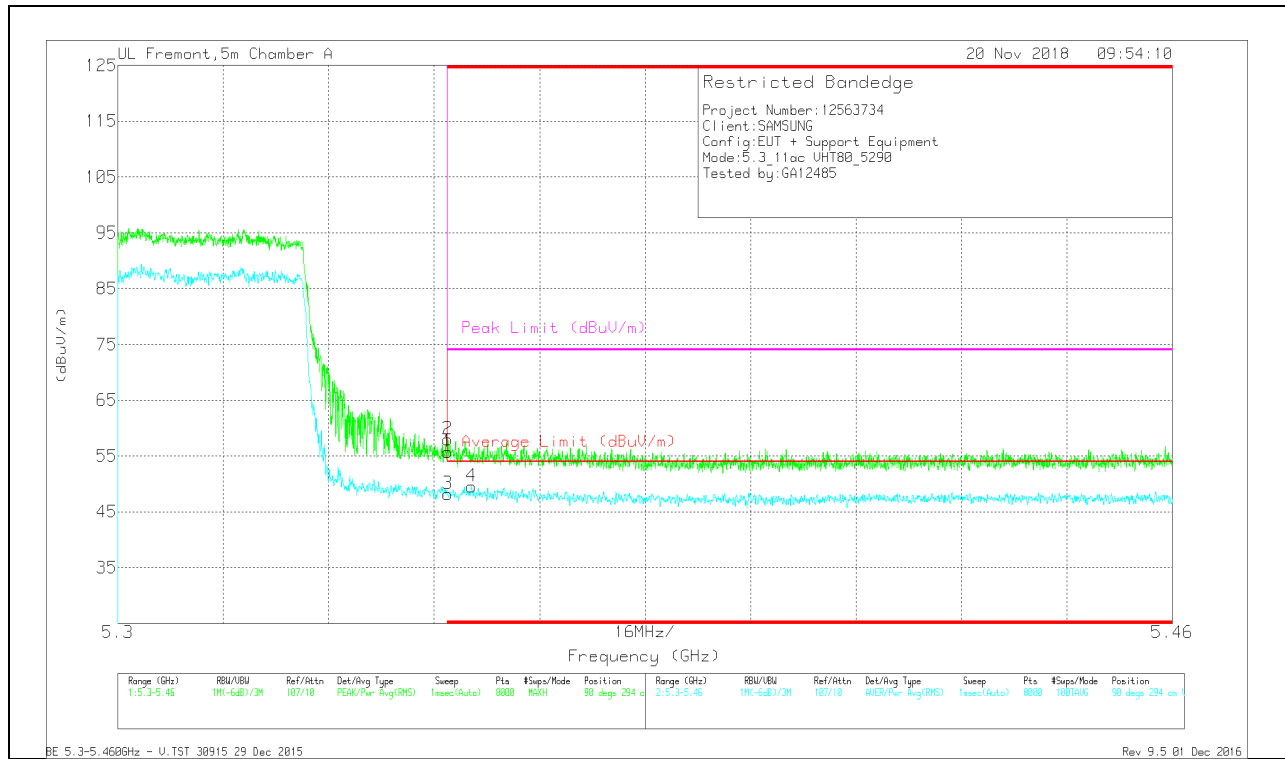
Marker	Frequency (GHz)	Meter Reading (dBuV)	Det	AF Y862 (dB/m)	Amp/Cou/Filt/Pad (dB)	DC Corr (dB)	Corrected Reading (dBuV/m)	Average Limit (dBuV/m)	Margin (dB)	Peak Limit (dBuV/m)	PK Margin (dB)	Azimuth (Degs)	Height (cm)	Polarity
1	* 5.35	36.29	Pk	34.6	-17.3	0	53.59	-	-	74	-20.41	36	106	H
2	* 5.351	39.84	Pk	34.6	-17.3	0	57.14	-	-	74	-16.86	36	106	H
3	* 5.35	28.18	RMS	34.6	-17.3	1.95	47.43	54	-6.57	-	-	36	106	H
4	* 5.45	29.26	RMS	34.7	-17.2	1.95	48.71	54	-5.29	-	-	36	106	H

\* - indicates frequency in CFR47 Pt 15 / IC RSS-Restricted Band

Pk - Peak detector

RMS - RMS detection

### VERTICAL RESULT

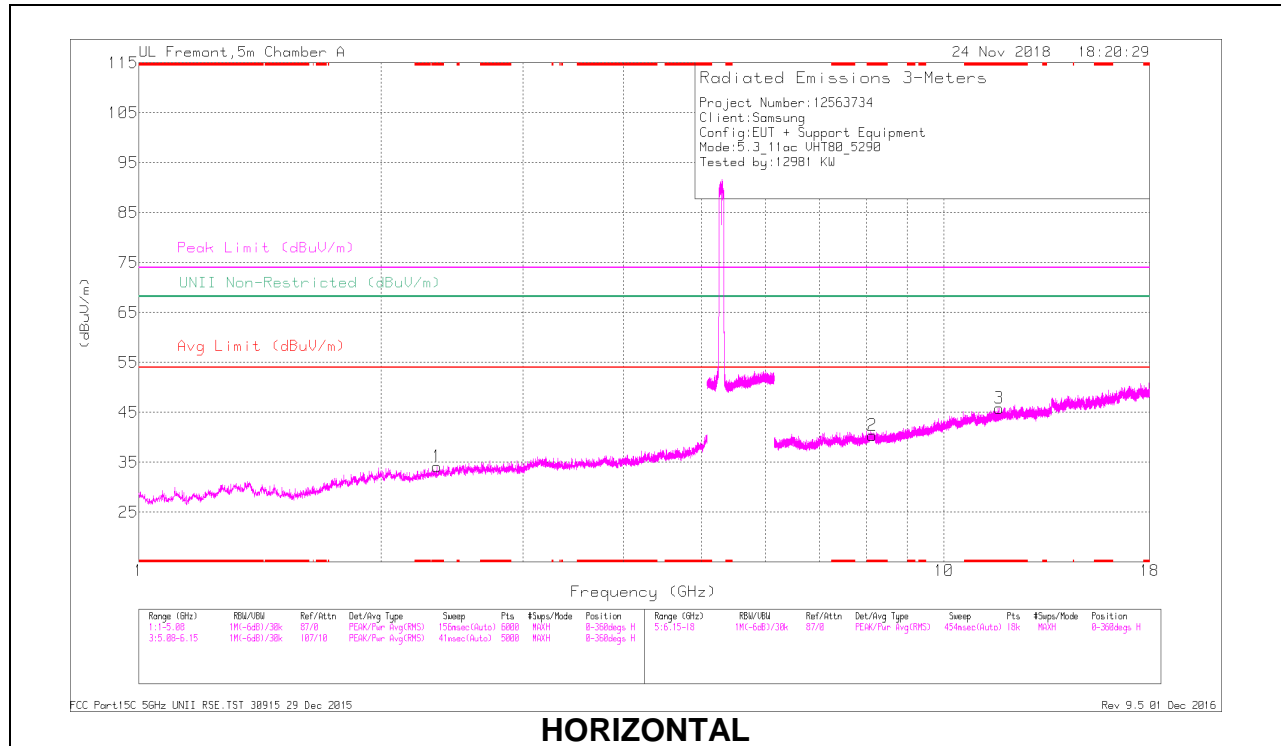


Marker	Frequency (GHz)	Meter Reading (dBuV)	Det	AF T862 (dBm)	Amp/Cb/Ftr/Pad (dB)	DC Corr (dB)	Corrected Reading (dBuV/m)	Average Limit (dBuV/m)	Margin (dB)	Peak Limit (dBuV/m)	PK Margin (dB)	Azimuth (Degs)	Height (cm)	Polarity
1	* 5.35	38.43	Pk	34.6	-17.3	0	55.73	-	-	74	-18.27	90	294	V
2	* 5.35	40.73	Pk	34.6	-17.3	0	58.03	-	-	74	-15.97	90	294	V
3	* 5.35	28.98	RMS	34.6	-17.3	1.95	48.23	54	-5.77	-	-	90	294	V
4	* 5.354	30.28	RMS	34.6	-17.3	1.95	49.53	54	-4.47	-	-	90	294	V

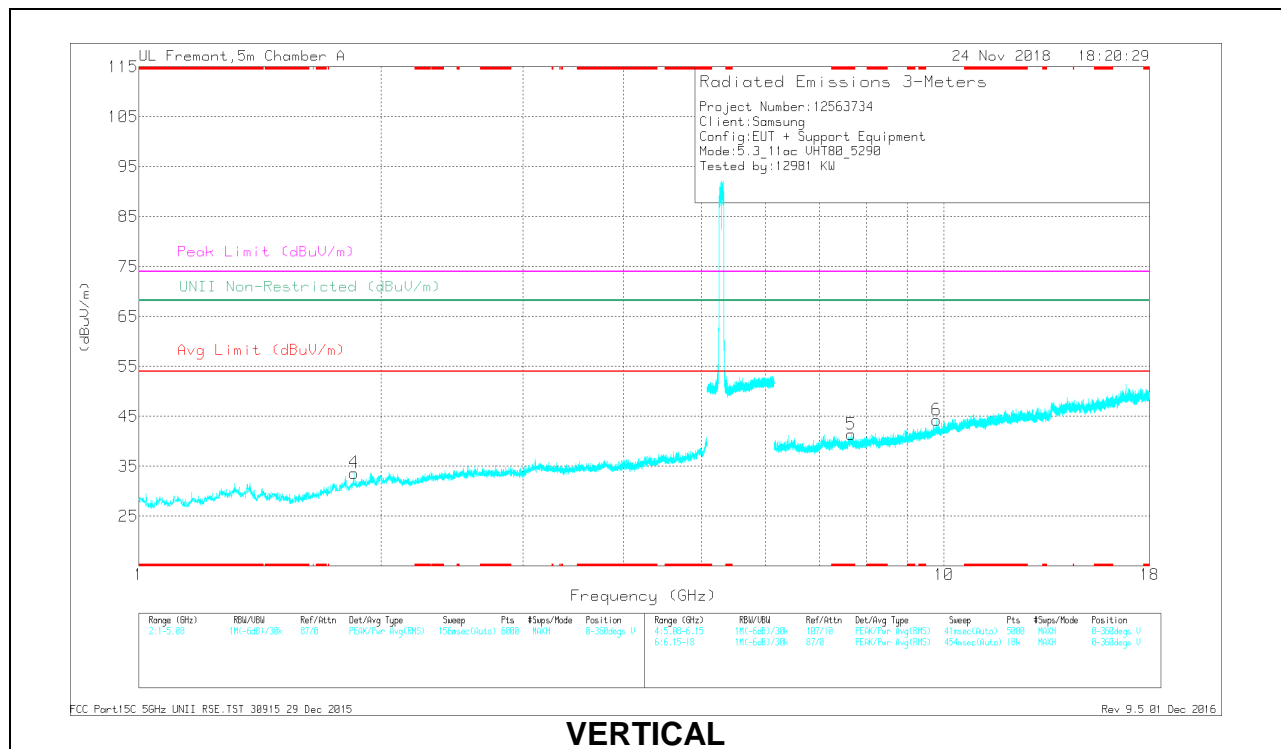
\* - indicates frequency in CFR47 Pt 15 / IC RSS-Restricted Band  
 Pk - Peak detector  
 RMS - RMS detection

**HARMONICS AND SPURIOUS EMISSIONS**

**MID CHANNEL RESULTS**



**HORIZONTAL**



**VERTICAL**

**RADIATED EMISSIONS**

Frequency (GHz)	Meter Reading (dBuV)	Det	AF T862 (dB/m)	Amp/Chk/Ftr/Pad (dB)	DC Corr (dB)	Corrected Reading (dBuV/m)	Arg Limit (dBuV/m)	Margin (dB)	Peak Limit (dBuV/m)	PK Margin (dB)	UNI Non-Restricted (dBuV/m)	PK Margin (dB)	Azimuth (Degs)	Height (cm)	Polarity
* 2.343	38.32	PK-U	31.6	-29.8	0	40.12	-	-	74	-33.88	-	-	299	141	H
* 2.346	26.67	ADR	31.6	-29.8	1.95	30.42	54	-23.58	-	-	-	-	299	141	H
* 8.146	32.96	PK-U	35.8	-21.7	0	47.06	-	-	74	-26.94	-	-	255	171	H
* 8.147	21.94	ADR	35.8	-21.8	1.95	37.89	54	-16.11	-	-	-	-	255	171	H
* 11.701	31.04	PK-U	38.6	-18.9	0	50.74	-	-	74	-23.26	-	-	301	227	H
* 11.702	20.43	ADR	38.6	-18.9	1.95	42.08	54	-11.92	-	-	-	-	301	227	H
* 7.673	33.25	PK-U	35.7	-21.8	0	47.15	-	-	74	-26.85	-	-	267	175	V
* 7.671	22.07	ADR	35.7	-21.8	1.95	37.92	54	-16.08	-	-	-	-	267	175	V
1.849	39.87	PK-U	30.9	-31.4	0	39.37	-	-	-	-	68.2	-28.83	212	144	V
9.795	33.2	PK-U	37	-20.4	0	49.8	-	-	-	-	68.2	-18.4	196	126	V

\* - indicates frequency in CFR47 Pt 15 / IC RSS-Restricted Band

PK-U - U-NII: Maximum Peak

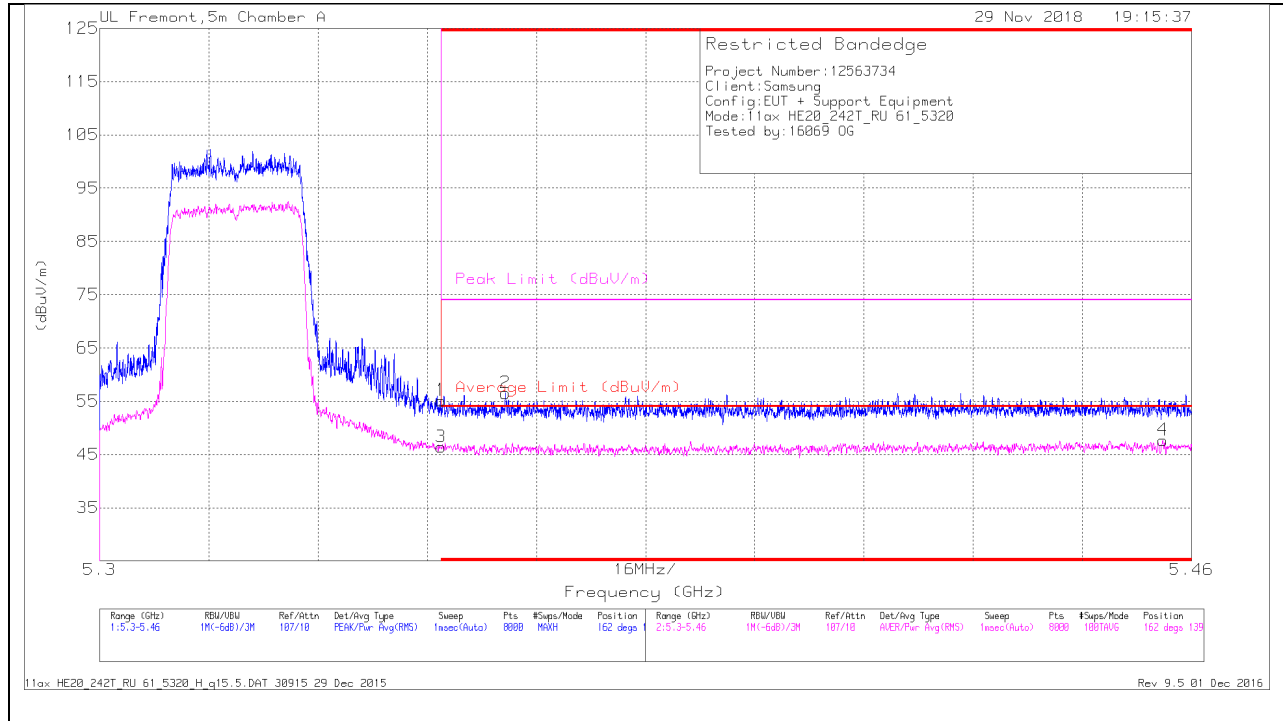
ADR - U-NII AD primary method, RMS average

**9.1.12. TX ABOVE 1 GHz 802.11ax HE20 MODE IN THE 5.3 GHz BAND**

**2TX Antenna 1 + Antenna 2 OFDMA MODE – 242-Tones, RU Index 61**

**BANDEDGE (HIGH CHANNEL)**

**HORIZONTAL RESULT**



**Trace Markers**

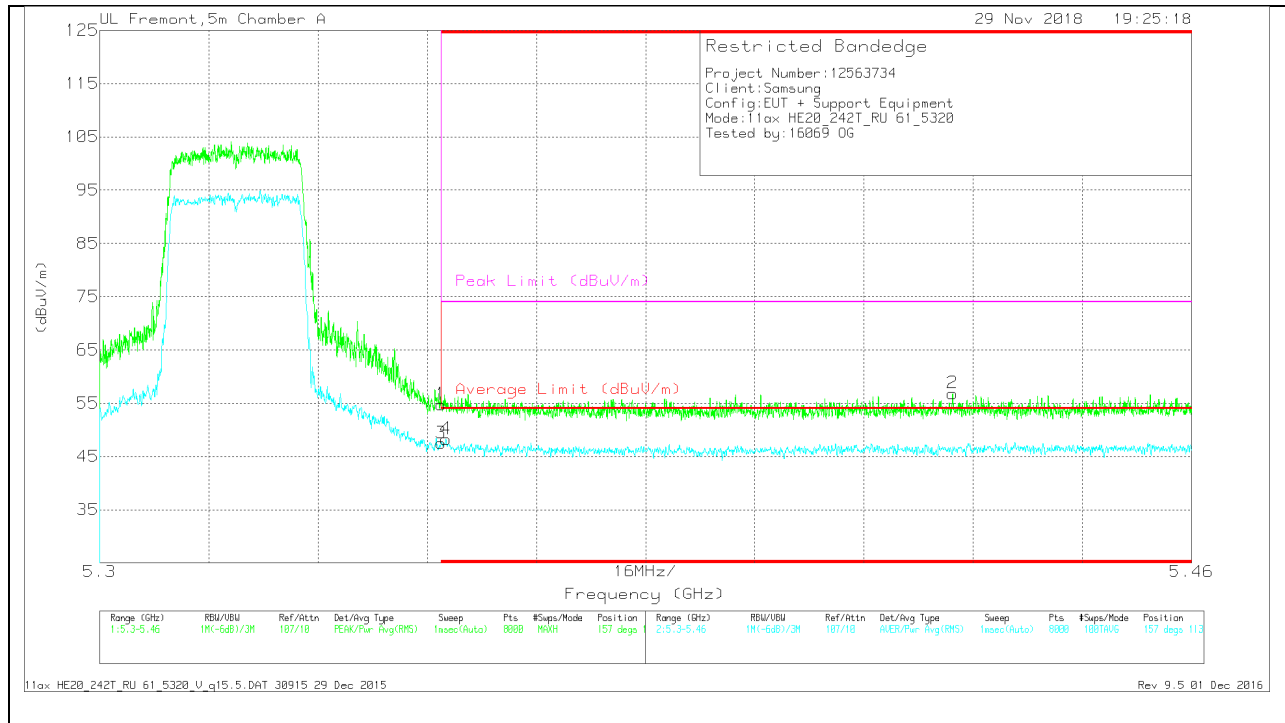
Marker	Frequency (GHz)	Meter Reading (dBuV)	Det	AF T862 (dB/m)	Amp/Ch/Fltr/Pad (dB)	DC Corr (dB)	Corrected Reading (dBuV/m)	Average Limit (dBuV/m)	Margin (dB)	Peak Limit (dBuV/m)	PK Margin (dB)	Azimuth (Degs)	Height (cm)	Polarity
1	* 5.35	37.62	Pk	34.6	-17.3	0	55.12	-	-	74	-18.88	162	139	H
3	* 5.35	28.39	RMS	34.6	-17.3	.67	46.36	54	-7.64	-	-	162	139	H
2	* 5.359	39.22	Pk	34.6	-17.3	0	56.52	-	-	74	-17.48	162	139	H
4	* 5.456	29.56	RMS	34.7	-17.3	.67	47.63	54	-6.37	-	-	162	139	H

\* - indicates frequency in CFR47 Pt 15 / IC RSS-Restricted Band

Pk - Peak detector

RMS - RMS detection

### VERTICAL RESULT



#### Trace Markers

Marker	Frequency (GHz)	Meter Reading (dBuV)	Det	AF T862 (dB/m)	Amp/Cb/Ftr/Pad (dB)	DC Corr (dB)	Corrected Reading (dBuV/m)	Average Limit (dBuV/m)	Margin (dB)	Peak Limit (dBuV/m)	PK Margin (dB)	Azimuth (Degs)	Height (cm)	Polarity
1	* 5.35	37.47	Pk	34.6	-17.3	0	54.77	-	-	74	-19.23	157	113	V
3	* 5.35	29.49	RMS	34.6	-17.3	.67	47.46	54	-6.54	-	-	157	113	V
4	* 5.351	30.25	RMS	34.6	-17.3	.67	48.22	54	-5.78	-	-	157	113	V
2	* 5.425	39.36	Pk	34.7	-17.2	0	56.86	-	-	74	-17.14	157	113	V

\* - indicates frequency in CFR47 Pt 15 / IC RSS-Restricted Band

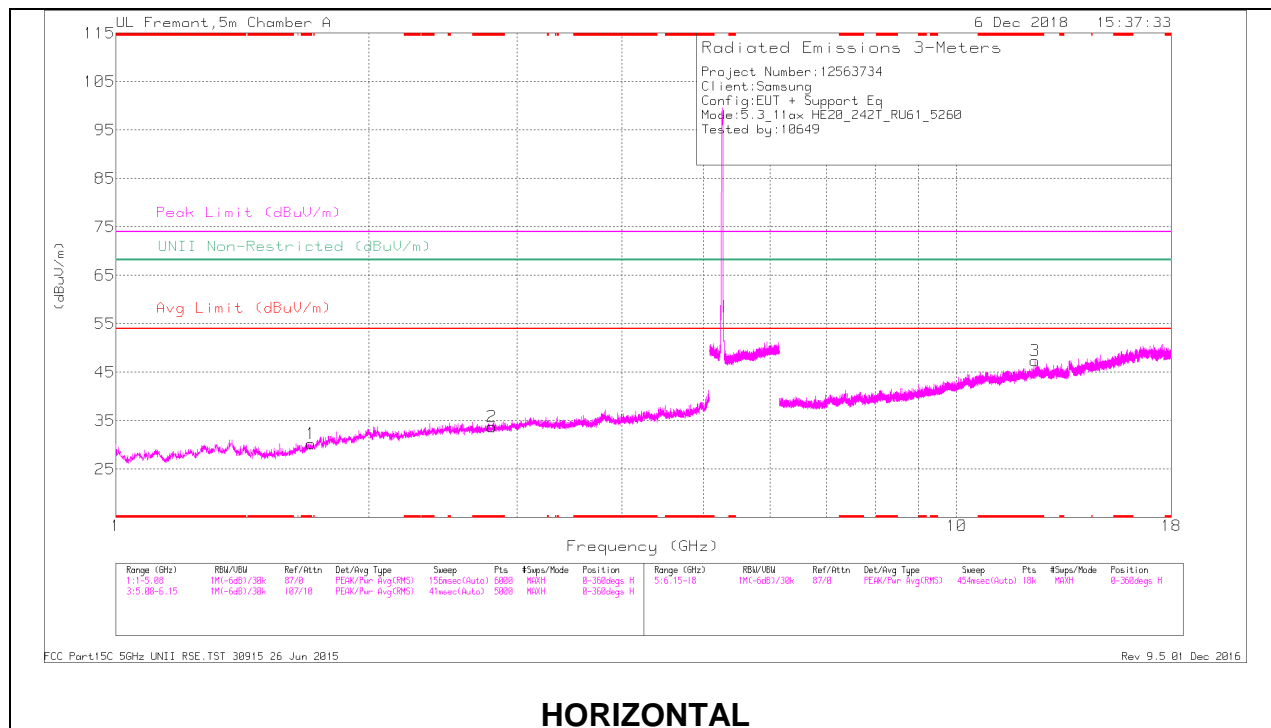
Pk - Peak detector

RMS - RMS detection

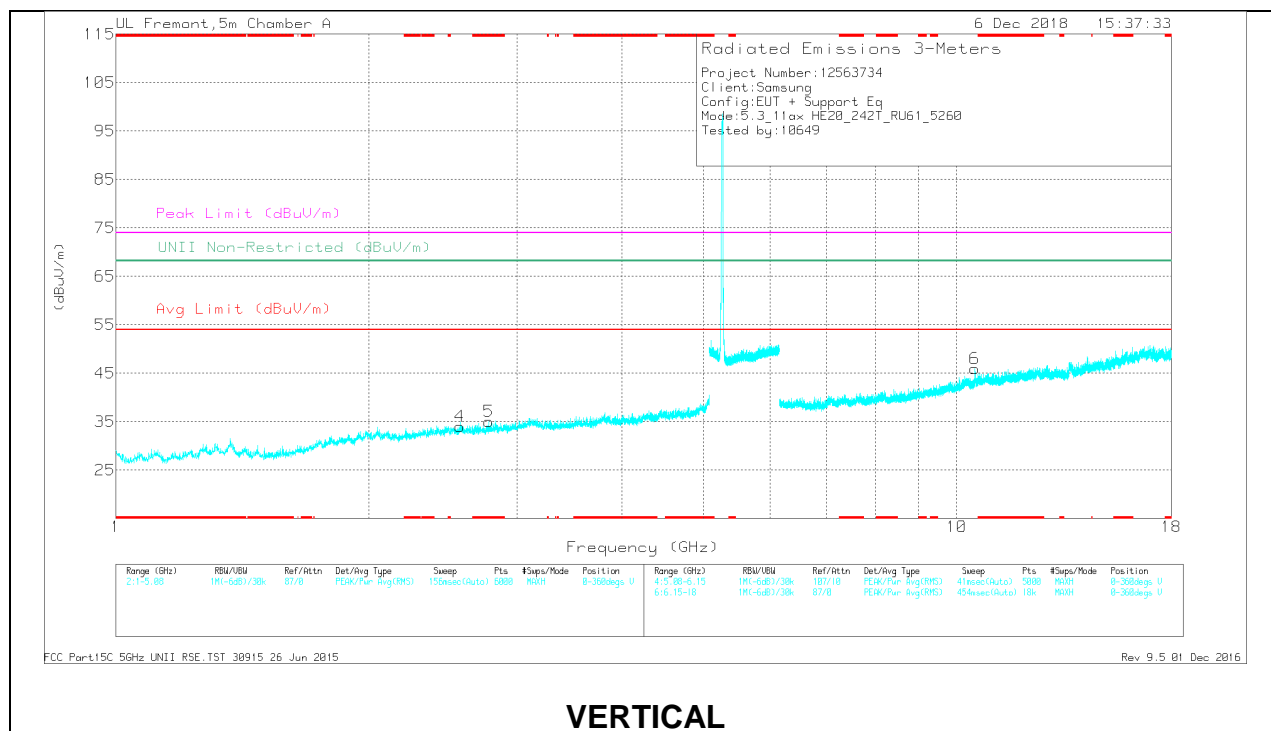


# HARMONICS AND SPURIOUS EMISSIONS

## LOW CHANNEL RESULTS



### HORIZONTAL



### VERTICAL

**RADIATED EMISSIONS**

Frequency (GHz)	Meter Reading (dBuV)	Det	AF T345 (dB/m)	Amp/Chl/Filt/Pad (dB)	DC Corr (dB)	Corrected Reading (dBuV/m)	Avg Limit (dBuV/m)	Margin (dB)	Peak Limit (dBuV/m)	PK Margin (dB)	UNII Non-Restricted (dBuV/m)	PK Margin (dB)	Asimuth (Deg)	Height (cm)	Polarity
* 1.705	38.99	PK-U	29	-30.9	0	37.09	-	-	74	-36.91	-	-	321	194	H
* 1.704	26.87	ADR	29	-30.9	.67	25.64	54	-28.36	-	-	-	-	321	194	H
* 1.705	37.11	PKFH	29	-30.9	0	35.21	-	-	74	-38.79	-	-	321	194	H
* 2.8	37.82	PK-U	32.4	-29.5	0	40.72	-	-	74	-33.28	-	-	107	104	H
* 2.796	25.57	ADR	32.4	-29.5	.67	29.14	54	-24.86	-	-	-	-	107	104	H
* 2.779	38.31	PK-U	32.4	-29.8	0	40.91	-	-	74	-33.09	-	-	275	218	V
* 2.776	26.45	ADR	32.4	-29.9	.67	29.62	54	-24.38	-	-	-	-	275	218	V
* 12.391	31.22	PK-U	39	-18.9	0	51.32	-	-	74	-22.68	-	-	184	298	H
* 12.388	20.46	ADR	39	-19	.67	41.13	54	-12.87	-	-	-	-	184	298	H
2.564	38.75	PK-U	32.3	-30	0	41.05	-	-	-	-	68.2	-27.15	183	295	V
10.512	32.45	PK-U	37.7	-19.6	0	50.55	-	-	-	-	68.2	-17.65	86	214	V

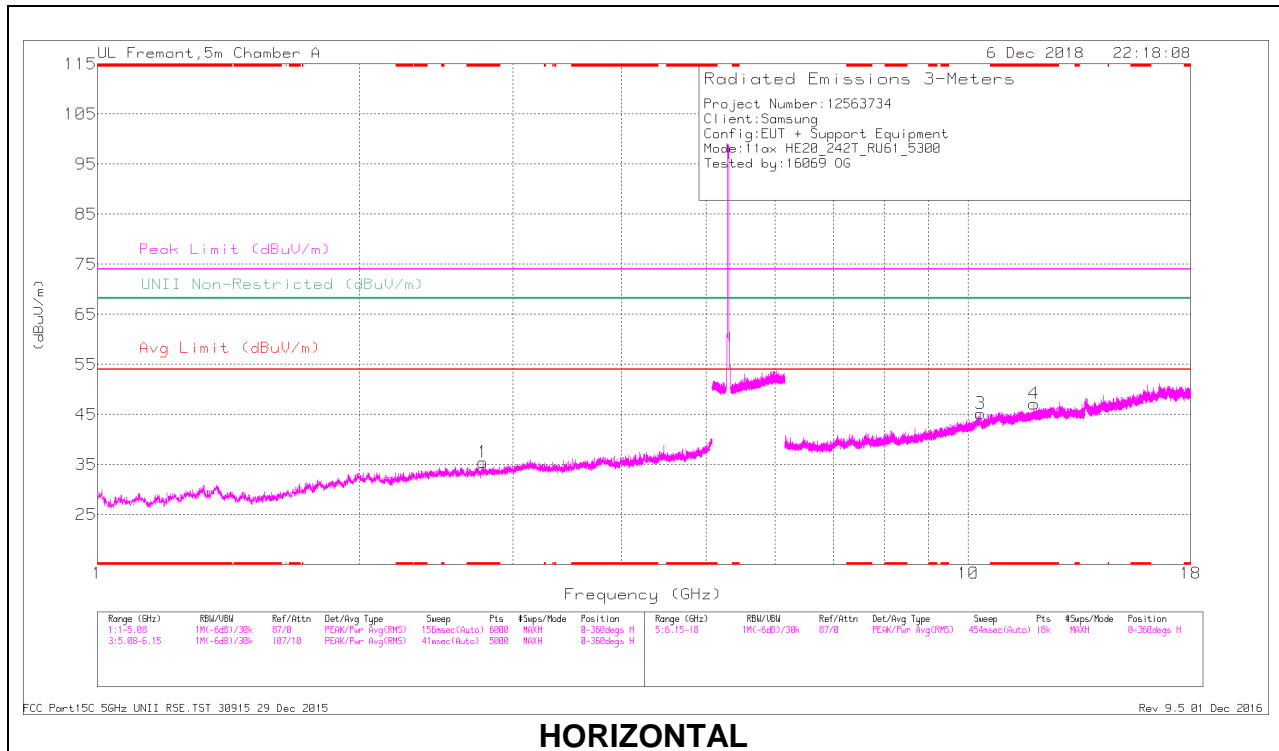
\* - indicates frequency in CFR47 Pt 15 / IC RSS-Restricted Band

PK-U - U-NII: Maximum Peak

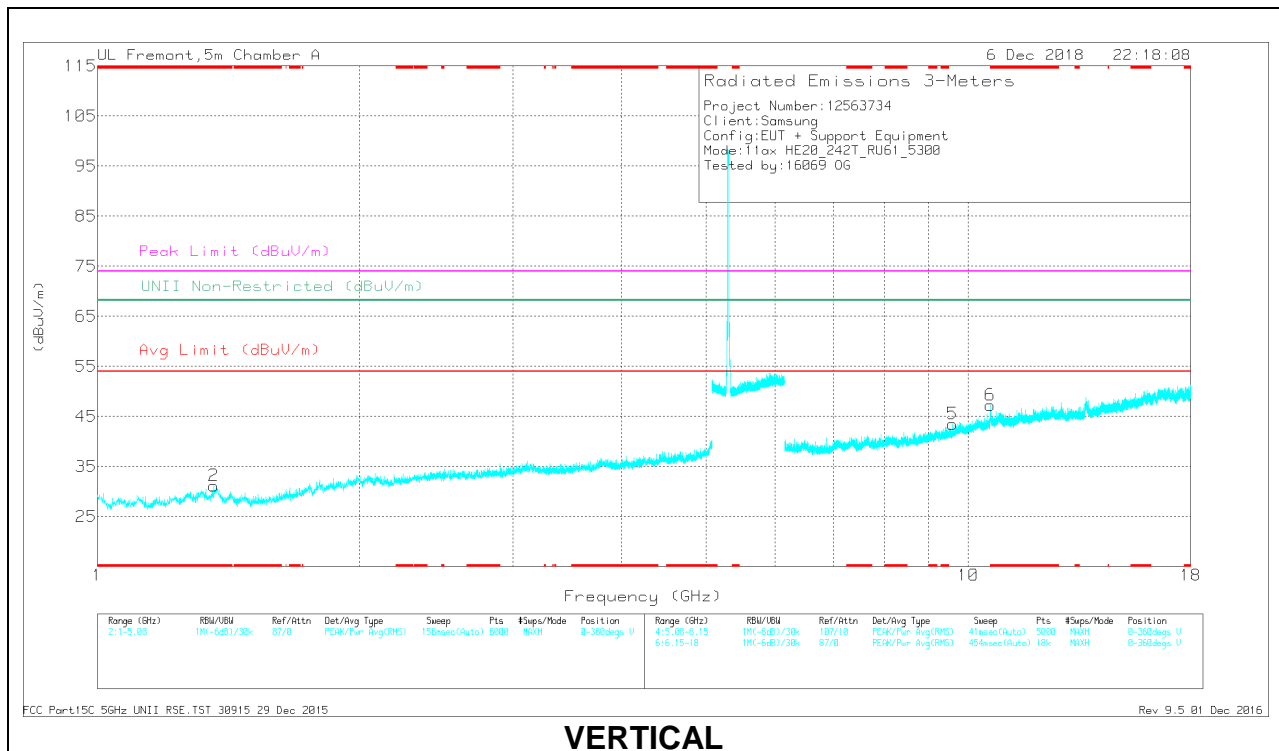
ADR - U-NII AD primary method, RMS average

PKFH - FHSS: RB=100k/1MHz VB=3 x RB, Peak

### MID CHANNEL RESULTS



### HORIZONTAL



### VERTICAL

**RADIATED EMISSIONS**

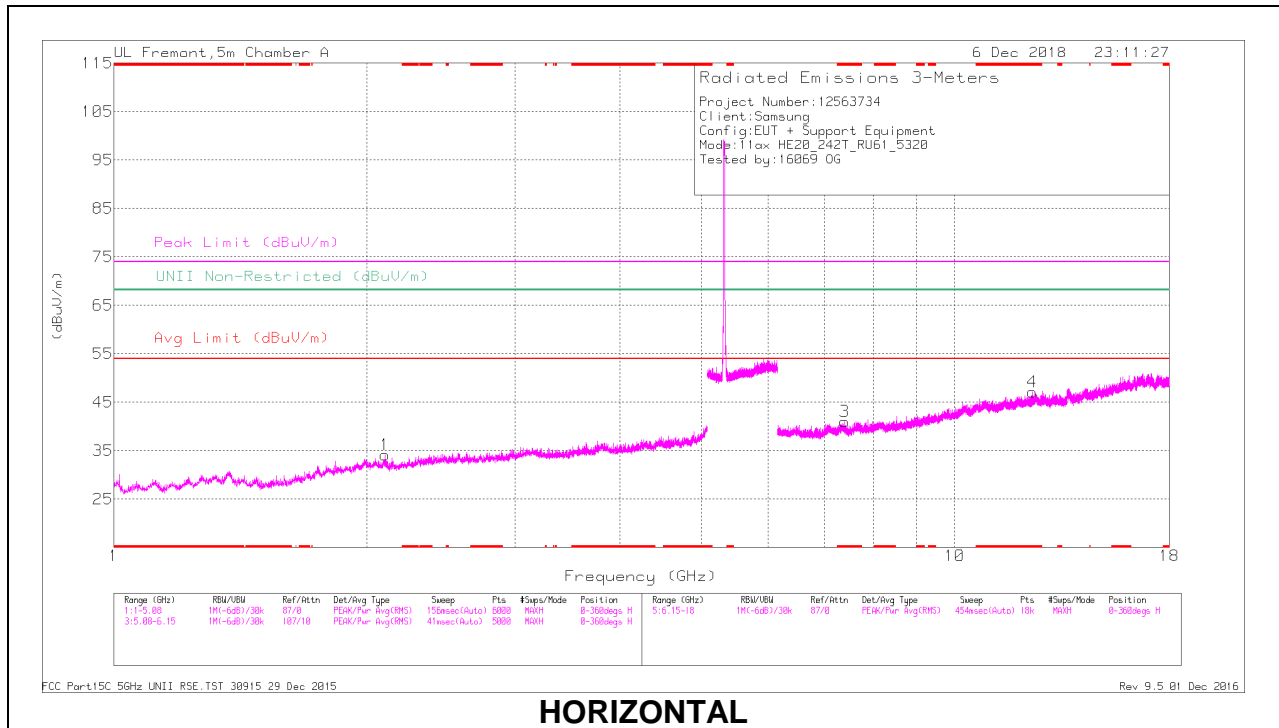
Frequency (GHz)	Meter Reading (dBuV)	Det	AF T345 (dB/m)	Amp/Cb/Filt/Pad (dB)	DC Corr (dB)	Corrected Reading (dBuV/m)	Avg Limit (dBuV/m)	Margin (dB)	Peak Limit (dBuV/m)	PK Margin (dB)	UNII Non-Restricted (dBuV/m)	PK Margin (dB)	Azimuth (Deg)	Height (cm)	Polarity
* 2.768	37.92	PK-U	32.4	-29.9	0	40.42	-	-	74	-33.58	-	-	323	365	H
* 2.772	26.28	ADR	32.4	-29.9	.67	29.45	54	-24.55	-	-	-	-	323	365	H
* 1.36	39.31	PK-U	29.2	-31.3	0	37.21	-	-	74	-36.79	-	-	292	163	V
* 1.363	27.37	ADR	29.2	-31.2	.67	26.04	54	-27.96	-	-	-	-	292	163	V
* 11.899	31.46	PK-U	38.6	-18.1	0	51.96	-	-	74	-22.04	-	-	53	260	H
* 11.902	19.72	ADR	38.6	-18.1	.67	40.89	54	-13.11	-	-	-	-	53	260	H
* 10.603	34.68	PK-U	37.8	-18.9	0	53.58	-	-	74	-20.42	-	-	256	115	V
* 10.603	21.94	ADR	37.8	-18.9	.67	41.51	54	-12.49	-	-	-	-	256	115	V
9.59	32.51	PK-U	36.9	-20.5	0	48.91	-	-	-	-	68.2	-19.29	40	116	V
10.332	31.99	PK-U	37.5	-18.8	0	50.69	-	-	-	-	68.2	-17.51	234	193	H

\* - indicates frequency in CFR47 Pt 15 / IC RSS-Restricted Band

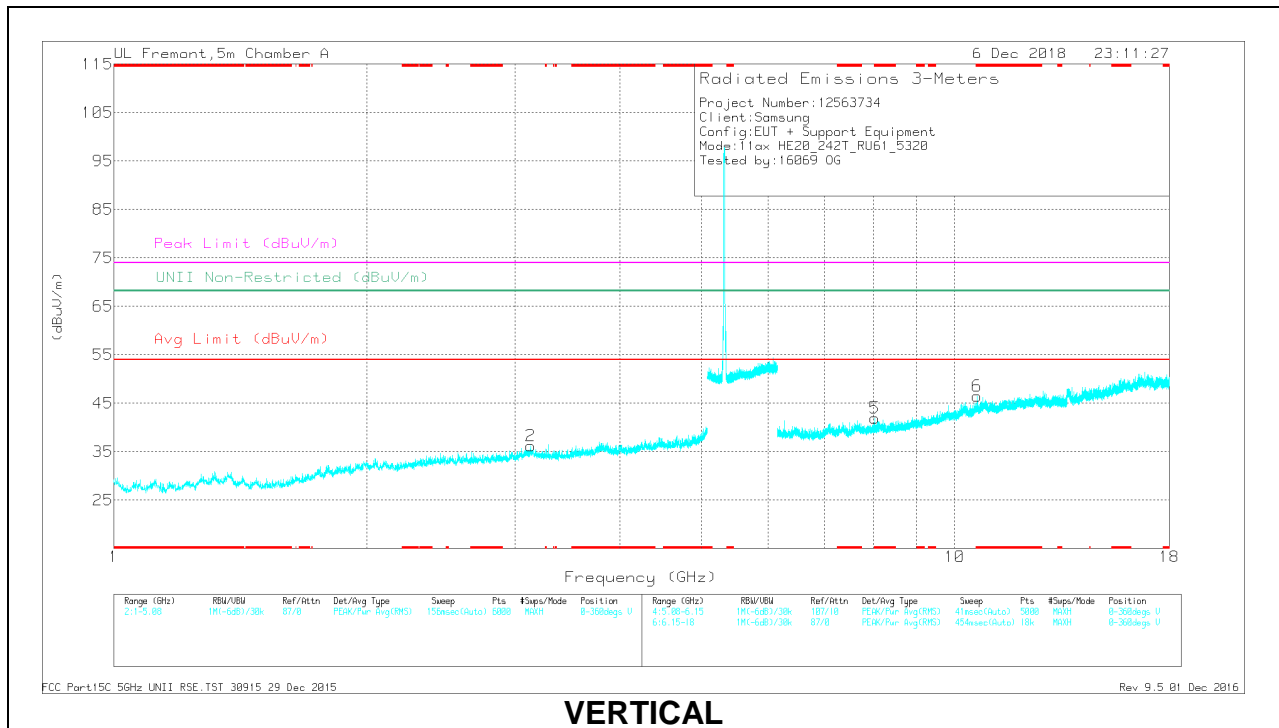
PK-U - U-NII: Maximum Peak

ADR - U-NII AD primary method, RMS average

### HIGH CHANNEL RESULTS



**HORIZONTAL**



**VERTICAL**

**RADIATED EMISSIONS**

Frequency (GHz)	Meter Reading (dBuV)	Det	AF T345 (dB/m)	Amp/Ch/FR/Pad (dB)	DC Corr (dB)	Corrected Reading (dBuV/m)	Avg Limit (dBuV/m)	Margin (dB)	Peak Limit (dBuV/m)	PK Margin (dB)	UNI Non-Restricted (dBuV/m)	PK Margin (dB)	Asimuth (Degs)	Height (cm)	Polarity
* 7.399	32.79	PK-U	35.7	-22.2	0	46.29	-	-	74	-27.71	-	-	327	124	H
* 7.402	21.16	ADR	35.6	-22.2	.67	35.23	54	-18.77	-	-	-	-	327	124	H
* 12.371	31.33	PK-U	39	-18.5	0	51.83	-	-	74	-22.17	-	-	157	165	H
* 12.372	19.91	ADR	39	-18.5	.67	41.08	54	-12.92	-	-	-	-	157	165	H
* 8.037	33.01	PK-U	35.9	-22.2	0	46.71	-	-	74	-27.29	-	-	294	231	V
* 8.039	21.33	ADR	35.9	-22.2	.67	35.7	54	-18.3	-	-	-	-	294	231	V
* 10.639	35.21	PK-U	37.8	-19	0	54.01	-	-	74	-19.99	-	-	246	103	V
* 10.639	23.32	ADR	37.8	-19	.67	42.79	54	-11.21	-	-	-	-	246	103	V
2.101	38.82	PK-U	31.3	-30.3	0	39.82	-	-	-	-	68.2	-28.38	186	180	H
3.133	37.26	PK-U	32.9	-28.5	0	41.66	-	-	-	-	68.2	-26.54	20	123	V

\* - indicates frequency in CFR47 Pt 15 / IC RSS-Restricted Band

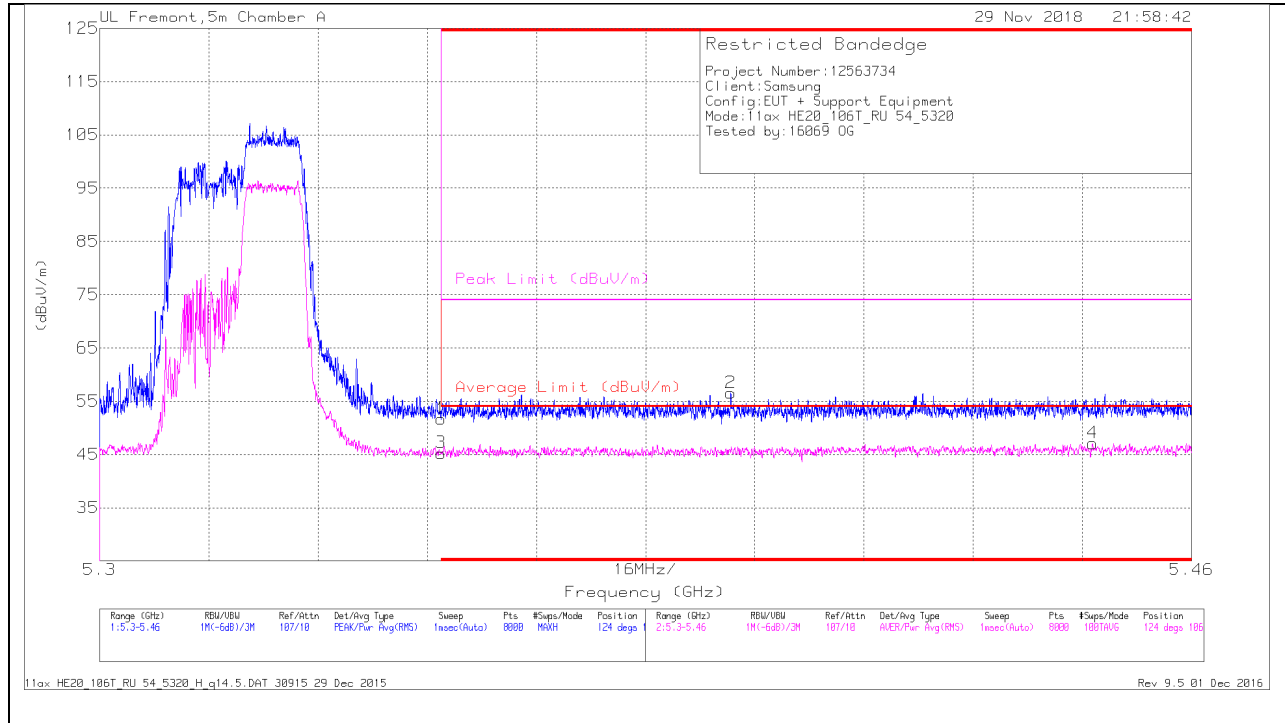
PK-U - U-NII: Maximum Peak

ADR - U-NII AD primary method, RMS average

**2TX Antenna 1 + Antenna 2 OFDMA MODE – 106-Tones, RU Index 54**

**BANDEDGE (HIGH CHANNEL)**

**HORIZONTAL RESULT**



**Trace Markers**

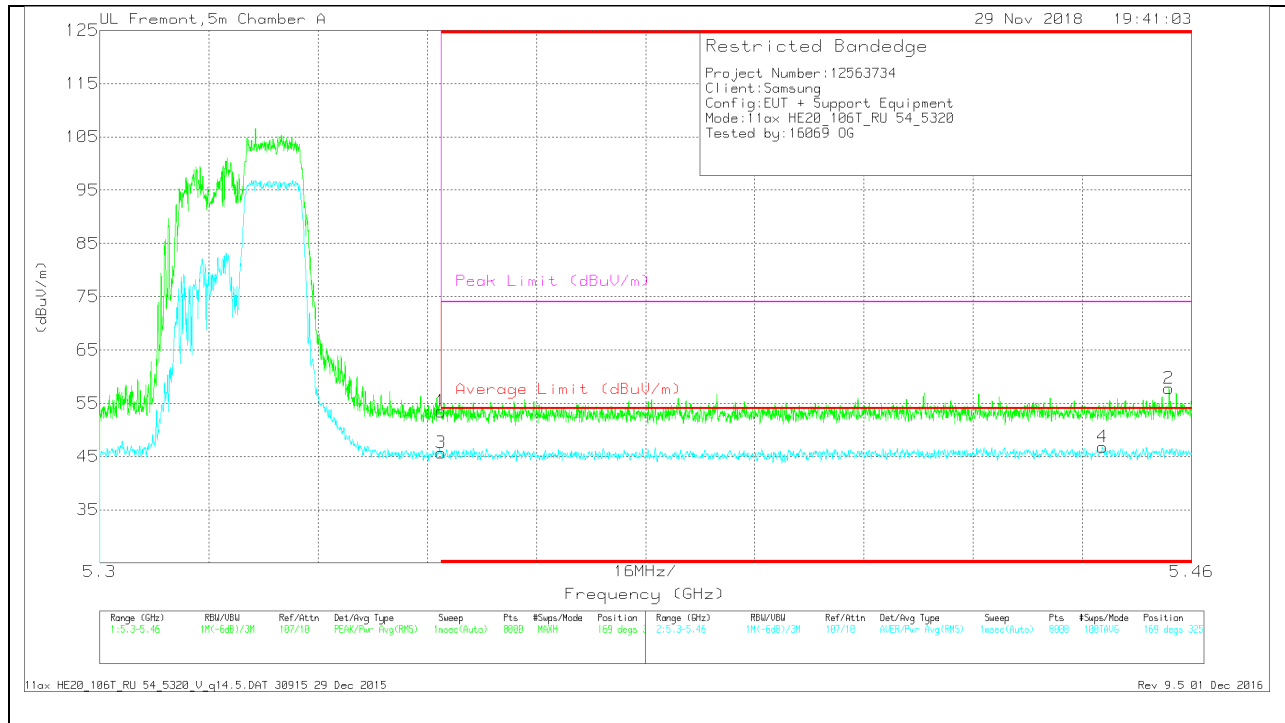
Marker	Frequency (GHz)	Meter Reading (dBuV)	Det	AF T862 (dB/m)	Amp/Ch/Filt/Pad (dB)	DC Corr (dB)	Corrected Reading (dBuV/m)	Average Limit (dBuV/m)	Margin (dB)	Peak Limit (dBuV/m)	PK Margin (dB)	Azimuth (Degs)	Height (cm)	Polarity
1	* 5.35	34.34	Pk	34.6	-17.3	0	51.64	-	-	74	-22.36	124	106	H
3	* 5.35	27.6	RMS	34.6	-17.3	.34	45.24	54	-8.76	-	-	124	106	H
2	* 5.392	39.27	Pk	34.6	-17.3	0	56.57	-	-	74	-17.43	124	106	H
4	* 5.445	29.25	RMS	34.7	-17.2	.34	47.09	54	-6.91	-	-	124	106	H

\* - indicates frequency in CFR47 Pt 15 / IC RSS-Restricted Band

Pk - Peak detector

RMS - RMS detection

### VERTICAL RESULT



#### Trace Markers

Marker	Frequency (GHz)	Meter Reading (dBuV)	Det	AF T862 (dB/m)	Amp/Cb/Ftr/Pad (dB)	DC Corr (dB)	Corrected Reading (dBuV/m)	Average Limit (dBuV/m)	Margin (dB)	Peak Limit (dBuV/m)	PK Margin (dB)	Azimuth (Degs)	Height (cm)	Polarity
1	* 5.35	36.15	Pk	34.6	-17.3	0	53.45	-	-	74	-20.55	169	325	V
3	* 5.35	28.03	RMS	34.6	-17.3	.34	45.67	54	-8.33	-	-	169	325	V
4	* 5.447	28.91	RMS	34.7	-17.2	.34	46.75	54	-7.25	-	-	169	325	V
2	* 5.457	40.35	Pk	34.7	-17.3	0	57.75	-	-	74	-16.25	169	325	V

\* - indicates frequency in CFR47 Pt 15 / IC RSS-Restricted Band

Pk - Peak detector

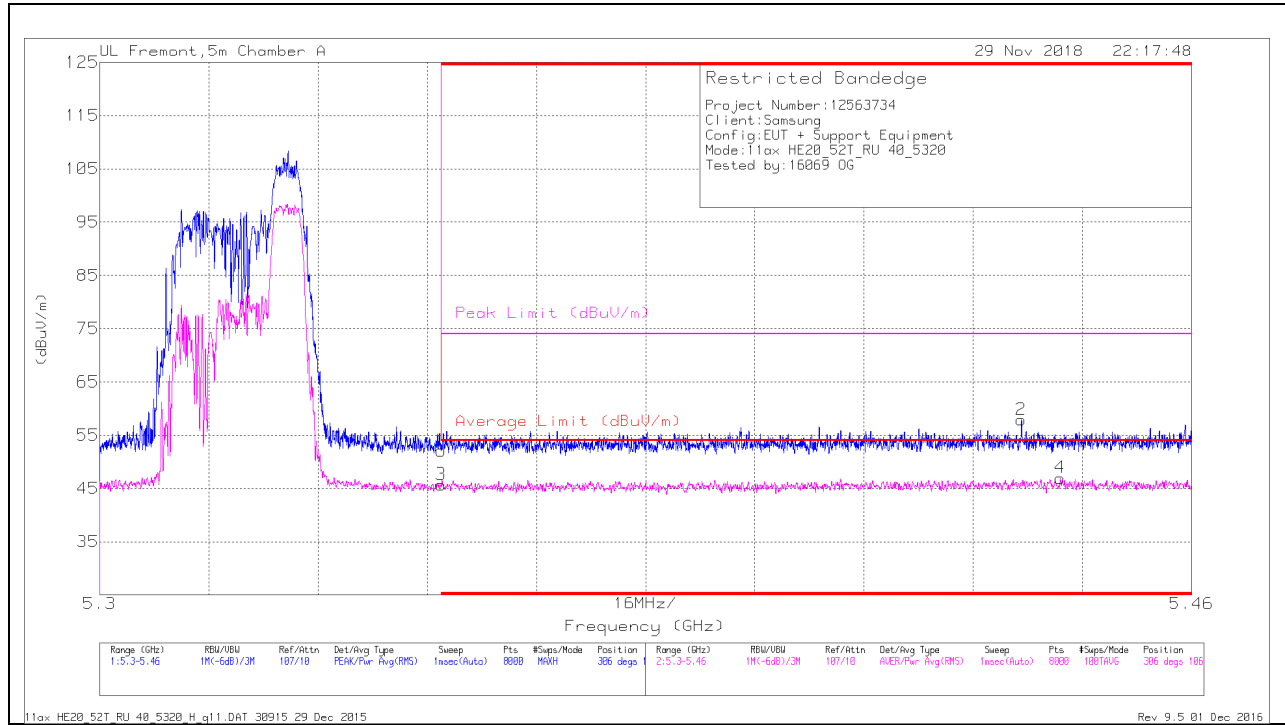
RMS - RMS detection



**2TX Antenna 1 + Antenna 2 OFDMA MODE – 52-Tones, RU Index 40**

**BANDEDGE (HIGH CHANNEL)**

**HORIZONTAL RESULT**



**Trace Markers**

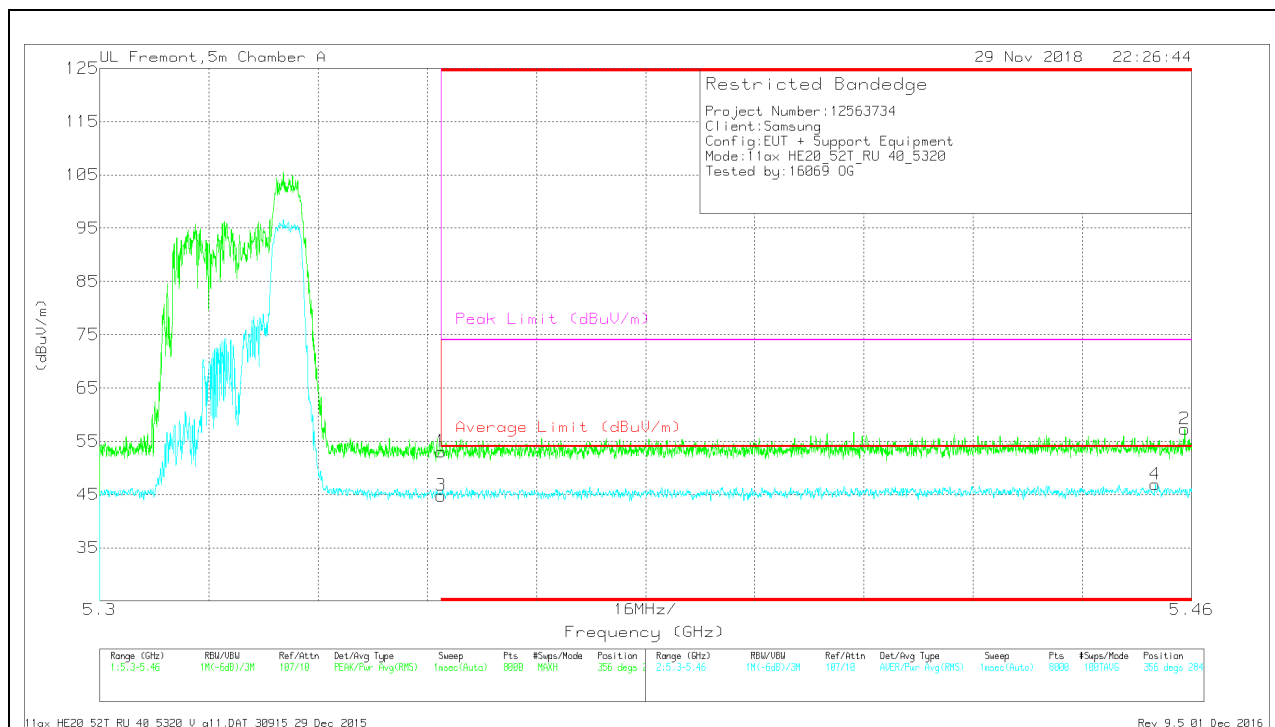
Marker	Frequency (GHz)	Meter Reading (dBuV)	Det	AF T862 (dB/m)	Amp/Ch/Filt/Pad (dB)	DC Corr (dB)	Corrected Reading (dBuV/m)	Average Limit (dBuV/m)	Margin (dB)	Peak Limit (dBuV/m)	PK Margin (dB)	Azimuth (Degs)	Height (cm)	Polarity
1	* 5.35	34.62	Pk	34.6	-17.3	0	52.12	-	-	74	-21.88	306	106	H
3	* 5.35	28.24	RMS	34.6	-17.3	.17	45.71	54	-8.29	-	-	306	106	H
2	* 5.435	40.41	Pk	34.7	-17.2	0	57.91	-	-	74	-16.09	306	106	H
4	* 5.441	29.3	RMS	34.7	-17.2	.17	46.97	54	-7.03	-	-	306	106	H

\* - indicates frequency in CFR47 Pt 15 / IC RSS-Restricted Band

Pk - Peak detector

RMS - RMS detection

### VERTICAL RESULT



#### Trace Markers

Marker	Frequency (GHz)	Meter Reading (dBuV)	Det	AF T862 (dB/m)	Amp/Cb/Ftr/Pad (dB)	DC Corr (dB)	Corrected Reading (dBuV/m)	Average Limit (dBuV/m)	Margin (dB)	Peak Limit (dBuV/m)	PK Margin (dB)	Azimuth (Degs)	Height (cm)	Polarity
1	* 5.35	35.76	Pk	34.6	-17.3	0	53.06	-	-	74	-20.94	356	284	V
3	* 5.35	27.32	RMS	34.6	-17.3	.17	44.79	54	-9.21	-	-	356	284	V
4	* 5.455	29.34	RMS	34.7	-17.3	.17	46.91	54	-7.09	-	-	356	284	V
2	* 5.459	39.79	Pk	34.7	-17.2	0	57.29	-	-	74	-16.71	356	284	V

\* - indicates frequency in CFR47 Pt 15 / IC RSS-Restricted Band

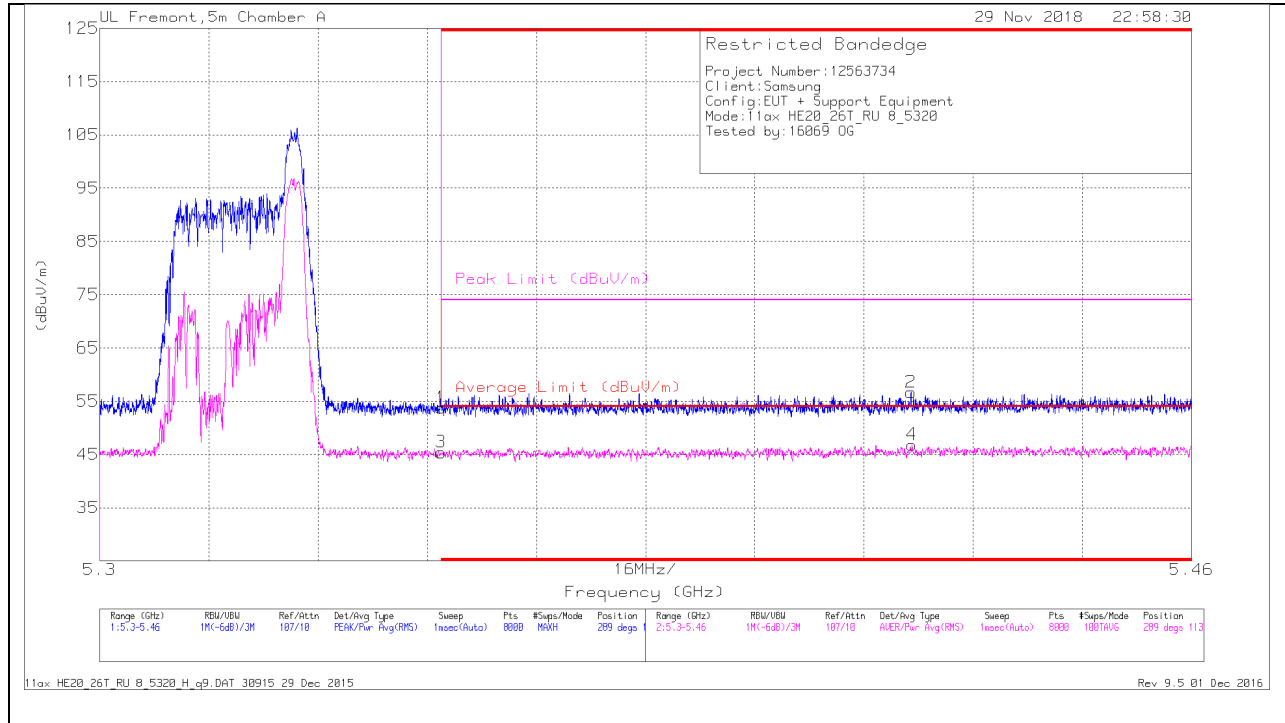
Pk - Peak detector

RMS - RMS detection

**2TX Antenna 1 + Antenna 2 OFDMA MODE – 26-Tones, RU Index 8**

**BANDEDGE (HIGH CHANNEL)**

**HORIZONTAL RESULT**



**Trace Mar**

Marker	Frequency (GHz)	Meter Reading (dBuV)	Det	AF T862 (dB/m)	Amp/Ch/Fltr/Pad (dB)	DC Corr (dB)	Corrected Reading (dBuV/m)	Average Limit (dBuV/m)	Margin (dB)	Peak Limit (dBuV/m)	PK Margin (dB)	Azimuth (Degs)	Height (cm)	Polarity
1	* 5.35	36.45	Pk	34.6	-17.3	0	53.75	-	-	74	-20.25	289	113	H
3	* 5.35	27.97	RMS	34.6	-17.3	.1	45.37	54	-8.63	-	-	289	113	H
2	* 5.419	39.16	Pk	34.7	-17.2	0	56.66	-	-	74	-17.34	289	113	H
4	* 5.419	29.19	RMS	34.7	-17.2	.1	46.79	54	-7.21	-	-	289	113	H

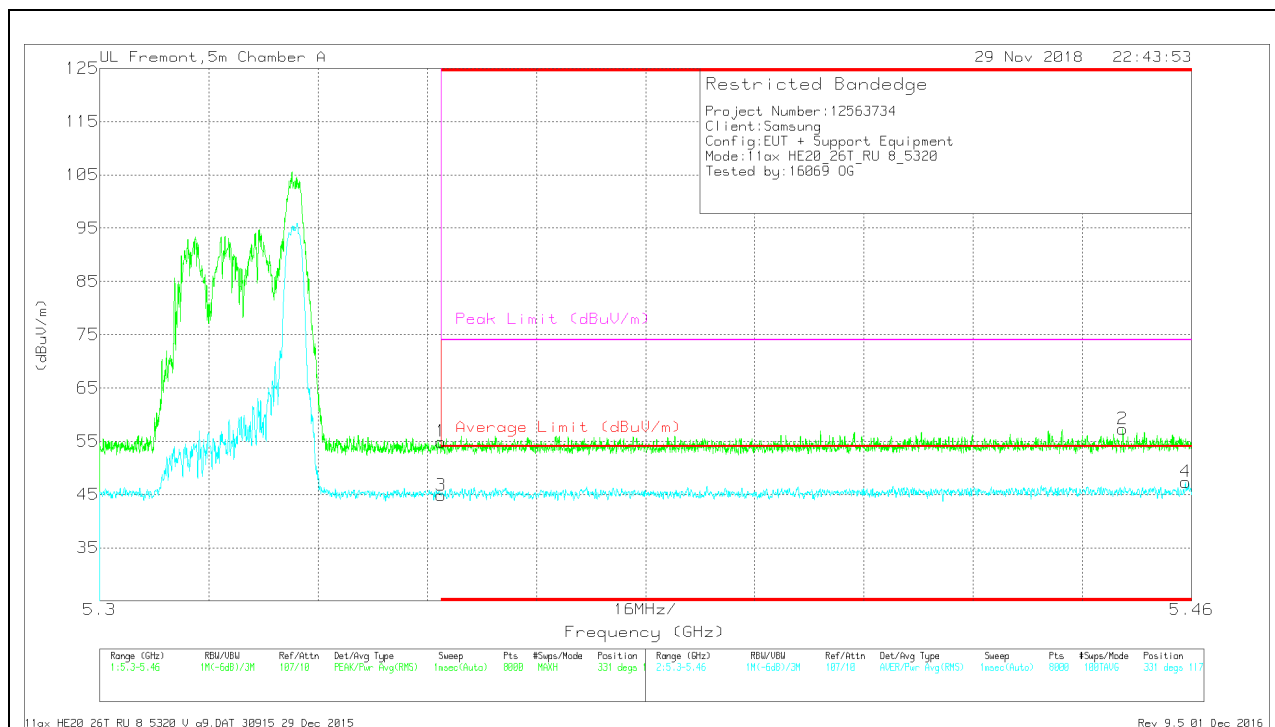
\* - indicates frequency in CFR47 Pt 15 / IC RSS-Restricted Band

Pk - Peak detector

RMS - RMS detection

kers

### VERTICAL RESULT



#### Trace Markers

Marker	Frequency (GHz)	Meter Reading (dBuV)	Det	AF T862 (dB/m)	Amp/Cb/Ftr/Pad (dB)	DC Corr (dB)	Corrected Reading (dBuV/m)	Average Limit (dBuV/m)	Margin (dB)	Peak Limit (dBuV/m)	PK Margin (dB)	Azimuth (Degs)	Height (cm)	Polarity
1	* 5.35	37.6	Pk	34.6	-17.3	0	54.9	-	-	74	-19.1	331	117	V
3	* 5.35	27.34	RMS	34.6	-17.3	.1	44.74	54	-9.26	-	-	331	117	V
2	* 5.45	39.77	Pk	34.7	-17.2	0	57.27	-	-	74	-16.73	331	117	V
4	* 5.459	29.69	RMS	34.7	-17.2	.1	47.29	54	-6.71	-	-	331	117	V

\* - indicates frequency in CFR47 Pt 15 / IC RSS-Restricted Band

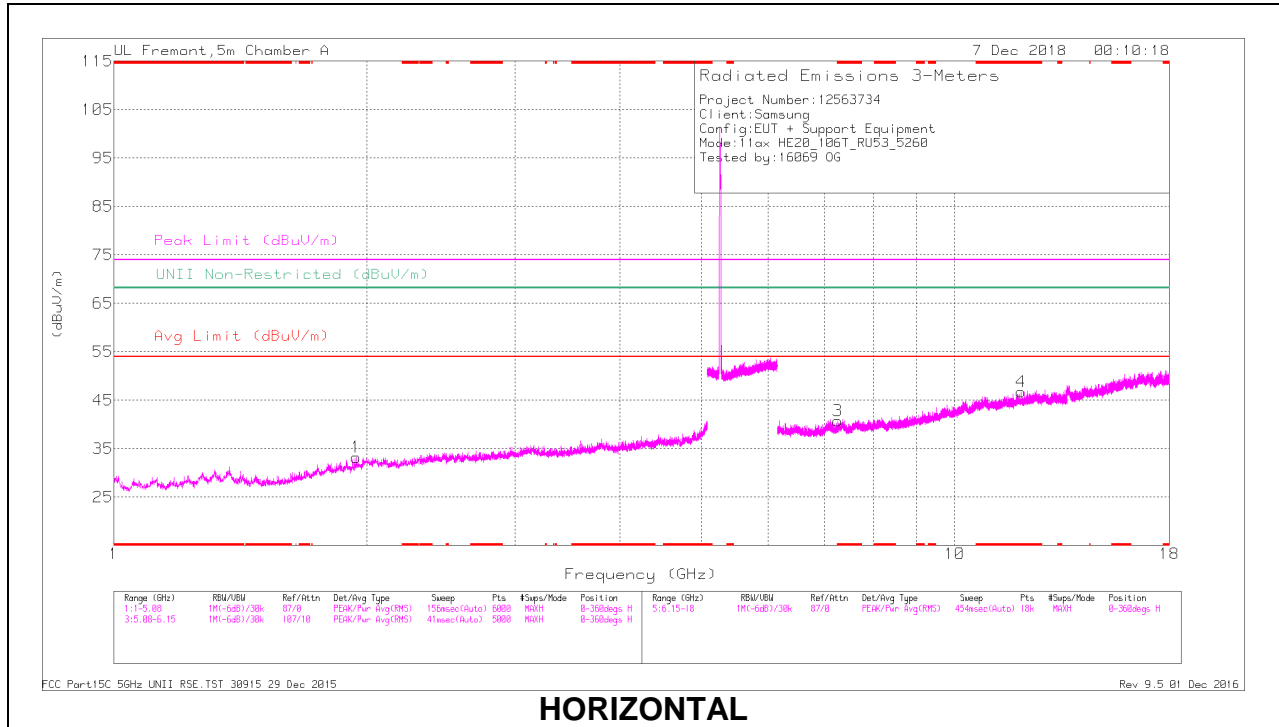
Pk - Peak detector

RMS - RMS detection

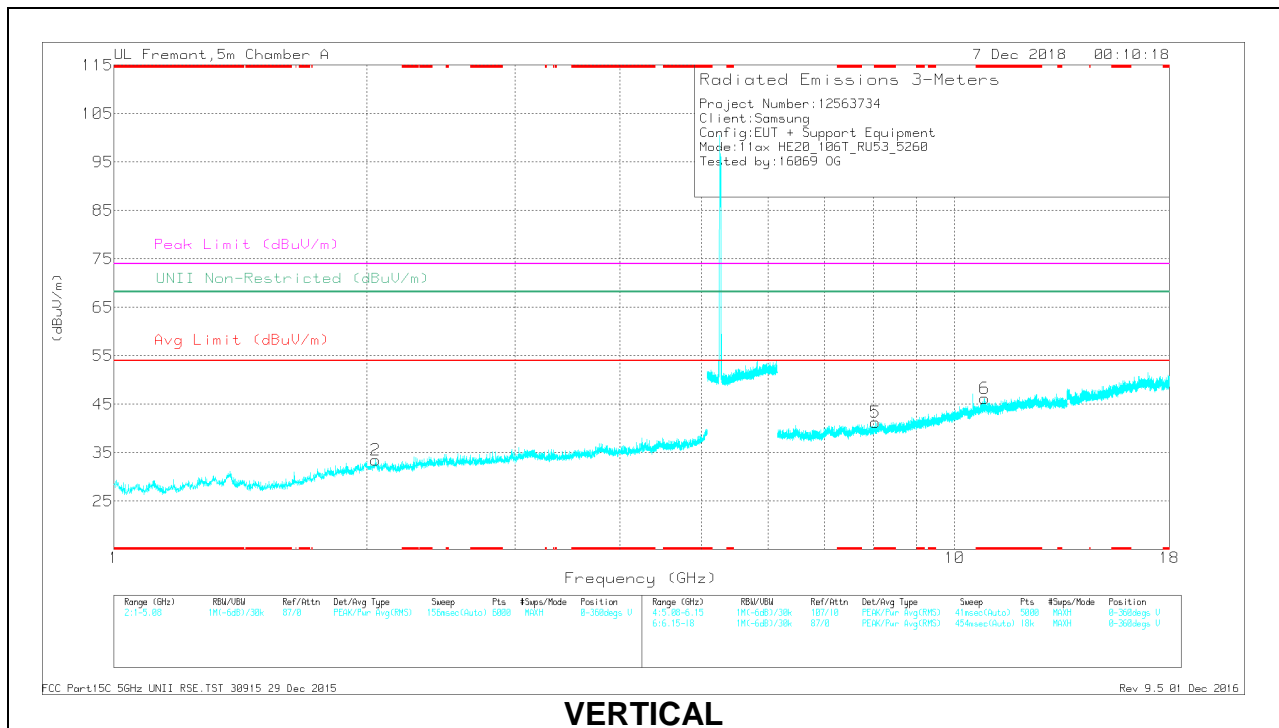
**2TX Antenna 1 + Antenna 2 OFDMA MODE – 106-Tones, RU Index 53**

**HARMONICS AND SPURIOUS EMISSIONS**

**LOW CHANNEL RESULTS**



**HORIZONTAL**



**VERTICAL**

**RADIATED EMISSIONS**

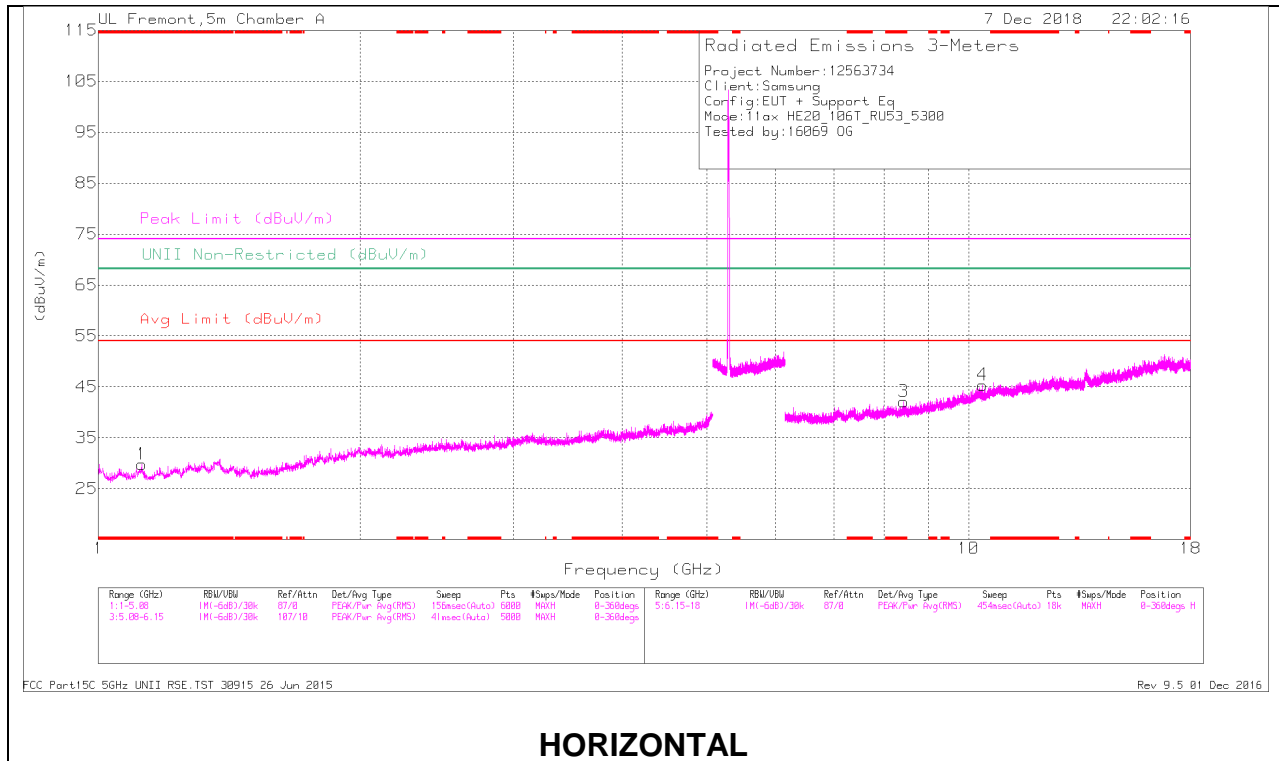
Frequency (GHz)	Meter Reading (dBuV)	Det	AF T345 (dB/m)	Amp/Ch/Ftr/Fad (dB)	DC Corr (dB)	Corrected Reading (dBuV/m)	Avg Limit (dBuV/m)	Margin (dB)	Peak Limit (dBuV/m)	PK Margin (dB)	UNII Non-Restricted (dBuV/m)	PK Margin (dB)	Azimuth (Degs)	Height (cm)	Polarity
* 7.255	33.64	PK-U	35.6	-23.1	0	46.14	-	-	74	-27.86	-	-	58	220	H
* 7.253	21.82	ADR	35.6	-23.1	.34	34.66	54	-19.34	-	-	-	-	58	220	H
* 11.99	31.08	PK-U	38.7	-18.3	0	51.48	-	-	74	-22.52	-	-	354	150	H
* 11.99	19.74	ADR	38.7	-18.3	.34	40.48	54	-13.52	-	-	-	-	354	150	H
* 8.047	32.9	PK-U	35.9	-22.2	0	46.6	-	-	74	-27.4	-	-	339	267	V
* 8.048	21.28	ADR	35.9	-22.2	.34	35.32	54	-18.68	-	-	-	-	339	267	V
* 10.848	31.08	PK-U	38	-18.2	0	50.88	-	-	74	-23.12	-	-	215	214	V
* 10.85	19.74	ADR	37.9	-18.2	.34	39.78	54	-14.22	-	-	-	-	215	214	V
1.943	39.92	PK-U	31.1	-31	0	40.02	-	-	-	-	68.2	-28.18	223	222	H
2.046	39.44	PK-U	31.3	-30	0	40.74	-	-	-	-	68.2	-27.46	313	274	V

\* - indicates frequency in CFR47 Pt 15 / IC RSS-Restricted Band

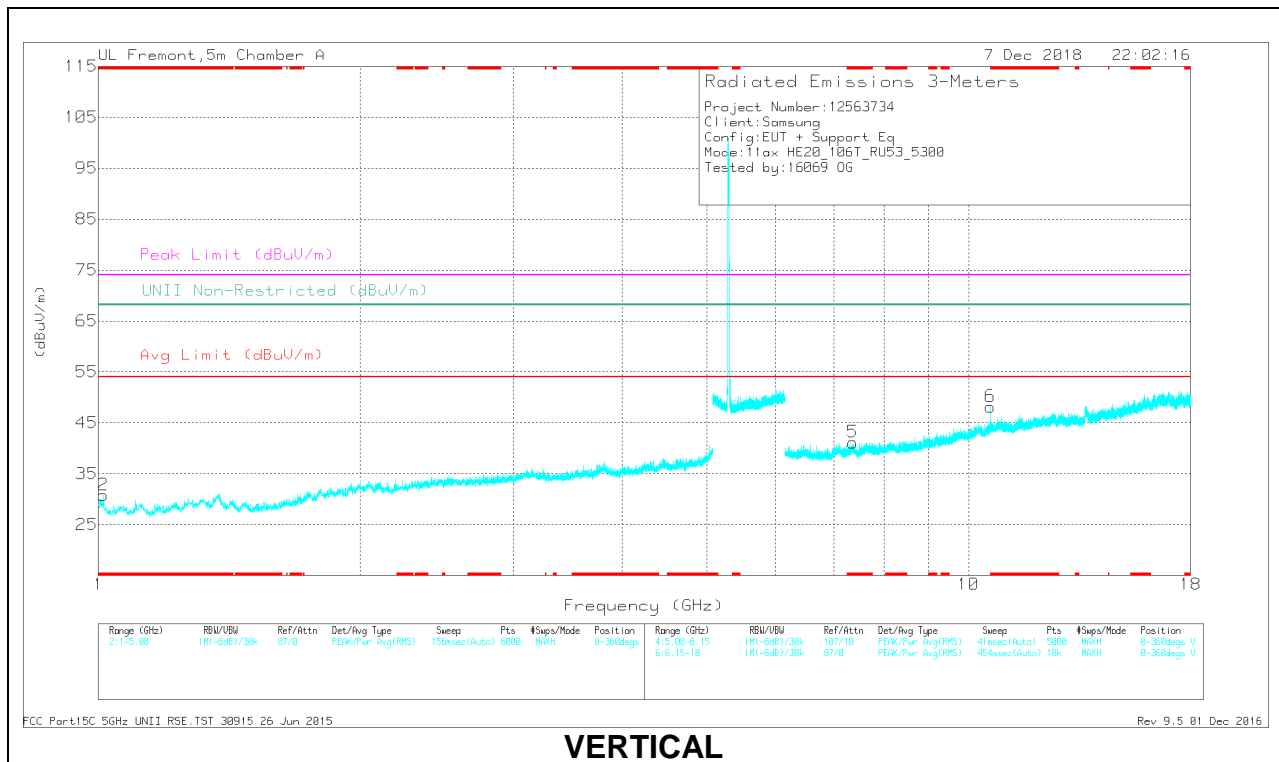
PK-U - U-NII: Maximum Peak

ADR - U-NII AD primary method, RMS average

### MID CHANNEL RESULTS



### HORIZONTAL



### VERTICAL

**RADIATED EMISSIONS**

Frequency (GHz)	Meter Reading (dBuV)	Det	AF T345 (dB/m)	Amp/Cbl/Ftr/Pod (dB)	DC Corr (dB)	Corrected Reading (dBuV/m)	Avg Limit (dBuV/m)	Margin (dB)	Peak Limit (dBuV/m)	PK Margin (dB)	UNII Non-Restricted (dBuV/m)	PK Margin (dB)	Asimuth (Deg)	Height (cm)	Polarity
* 1.122	40	PK-U	27.7	-32	0	35.7	-	-	74	-38.3	-	-	76	109	H
* 1.12	28	ADR	27.7	-32	-34	24.04	54	-29.96	-	-	-	-	76	109	H
* 1.014	40.32	PK-U	27.6	-32.3	0	35.62	-	-	74	-38.38	-	-	133	153	V
* 1.011	27.97	ADR	27.7	-32.2	-34	23.81	54	-30.19	-	-	-	-	133	153	V
* 8.423	32.87	PK-U	35.9	-21.8	0	46.97	-	-	74	-27.03	-	-	143	283	H
* 8.424	21.38	ADR	35.9	-21.8	-34	35.82	54	-18.18	-	-	-	-	143	283	H
* 7.365	32.64	PK-U	35.6	-21.5	0	46.74	-	-	74	-27.26	-	-	200	107	V
* 7.365	20.88	ADR	35.6	-21.5	-34	35.32	54	-18.68	-	-	-	-	200	107	V
10.379	31.33	PK-U	37.5	-19.3	0	49.53	-	-	-	-	68.2	-18.67	124	109	H
10.59	36.74	PK-U	37.7	-18.9	0	55.54	-	-	-	-	68.2	-12.66	256	106	V

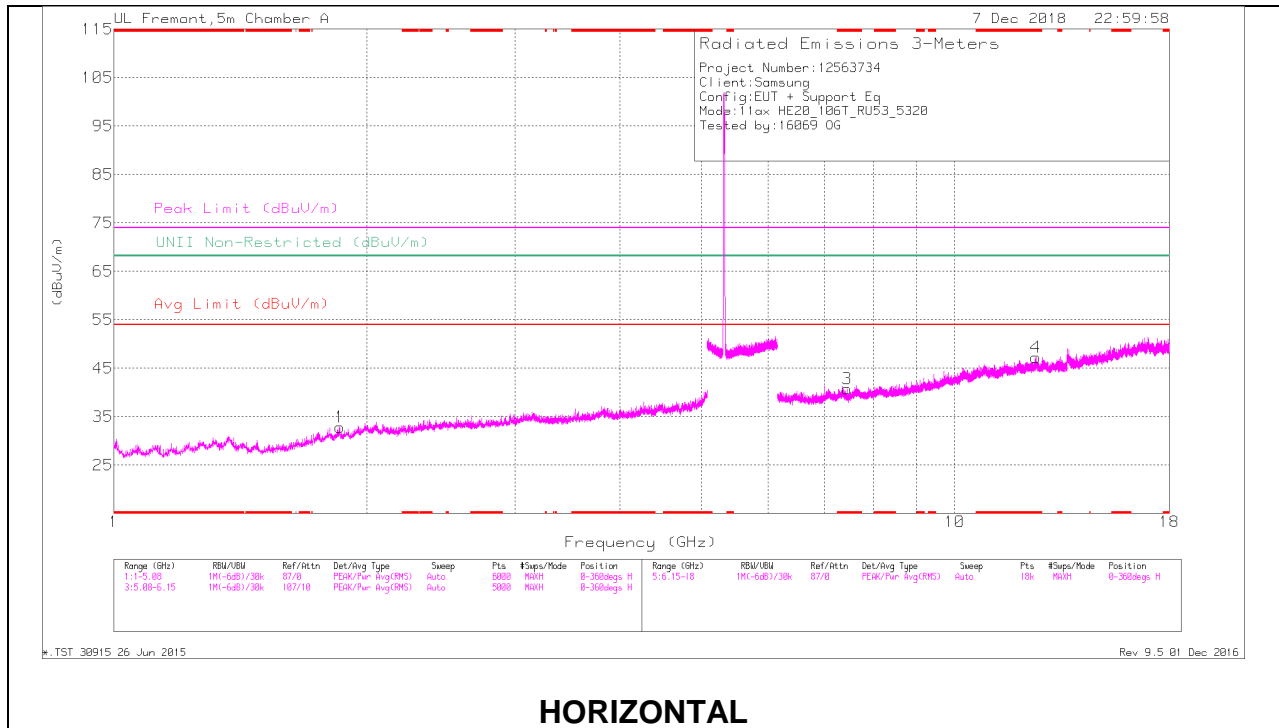
\* - indicates frequency in CFR47 Pt 15 / IC RSS-Restricted Band

PK-U - U-NII: Maximum Peak

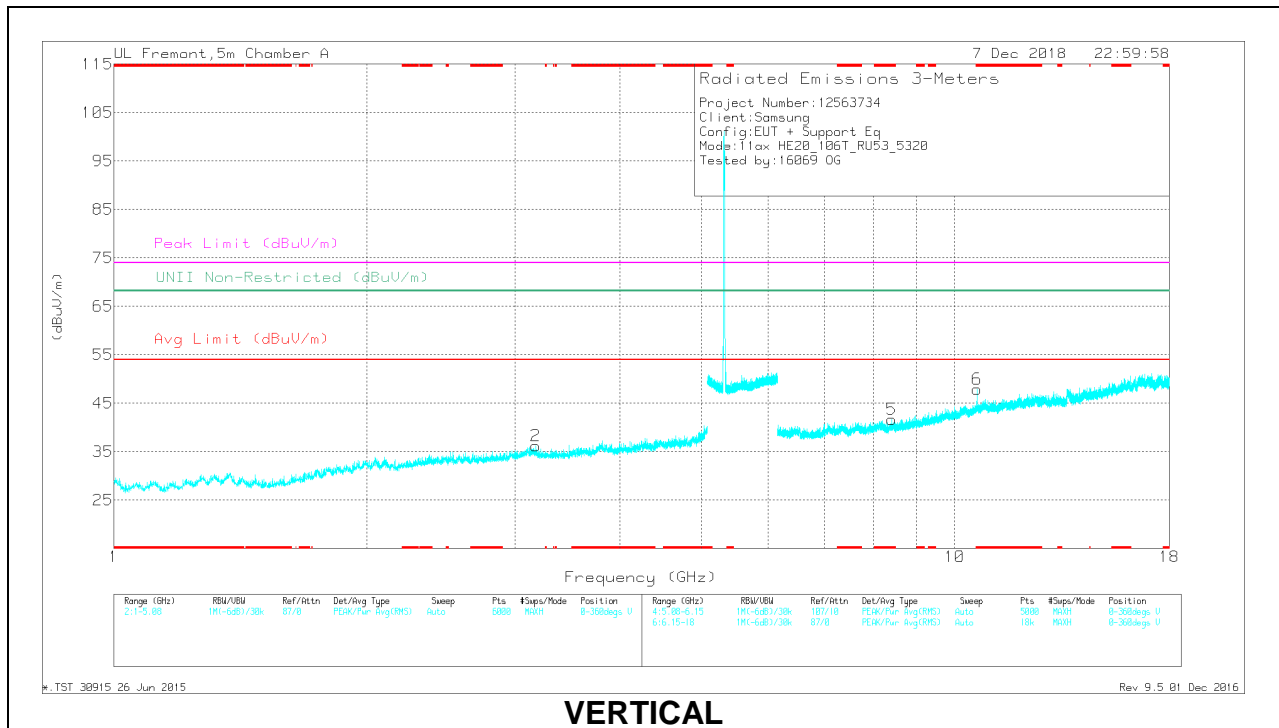
ADR - U-NII AD primary method, RMS average



### HIGH CHANNEL RESULTS



**HORIZONTAL**



**VERTICAL**

### RADIATED EMISSIONS

Frequency (GHz)	Meter Reading (dBuV)	Det	AF T345 (dB/m)	Ampy(Ou/FR/Pad (dB)	DC Corr (dB)	Corrected Reading (dBuV/m)	Aug Limit (dBuV/m)	Margin (dB)	Peak Limit (dBuV/m)	PK Margin (dB)	UNI Non-Restricted (dBuV/m)	PK Margin (dB)	Asimuth (Degs)	Height (cm)	Polarity
* 7.451	32.95	PK-U	35.7	-23.1	0	45.55	-	-	74	-28.45	-	-	67	391	H
* 7.451	21.75	ADR	35.7	-23.1	.34	34.69	54	-19.31	-	-	-	-	67	391	H
* 12.489	31.04	PK-U	39	-17.8	0	52.24	-	-	74	-21.76	-	-	325	122	H
* 12.486	19.61	ADR	39.1	-17.7	.34	41.35	54	-12.65	-	-	-	-	325	122	H
* 8.419	32.51	PK-U	35.9	-21.9	0	46.51	-	-	74	-27.49	-	-	3	381	V
* 8.421	21.27	ADR	35.9	-21.9	.34	35.61	54	-18.39	-	-	-	-	3	381	V
* 10.629	36.37	PK-U	37.8	-18.9	0	55.27	-	-	74	-18.73	-	-	259	119	V
* 10.629	24.33	ADR	37.8	-18.9	.34	43.57	54	-10.43	-	-	-	-	259	119	V
1.857	39.28	PK-U	30.8	-31.5	0	38.58	-	-	-	-	68.2	-29.62	153	319	H
3.175	37.68	PK-U	32.9	-28.5	0	42.08	-	-	-	-	68.2	-26.12	329	153	V

\* - indicates frequency in CFR47 Pt 15 / IC RSS-Restricted Band

PK-U - U-NII: Maximum Peak

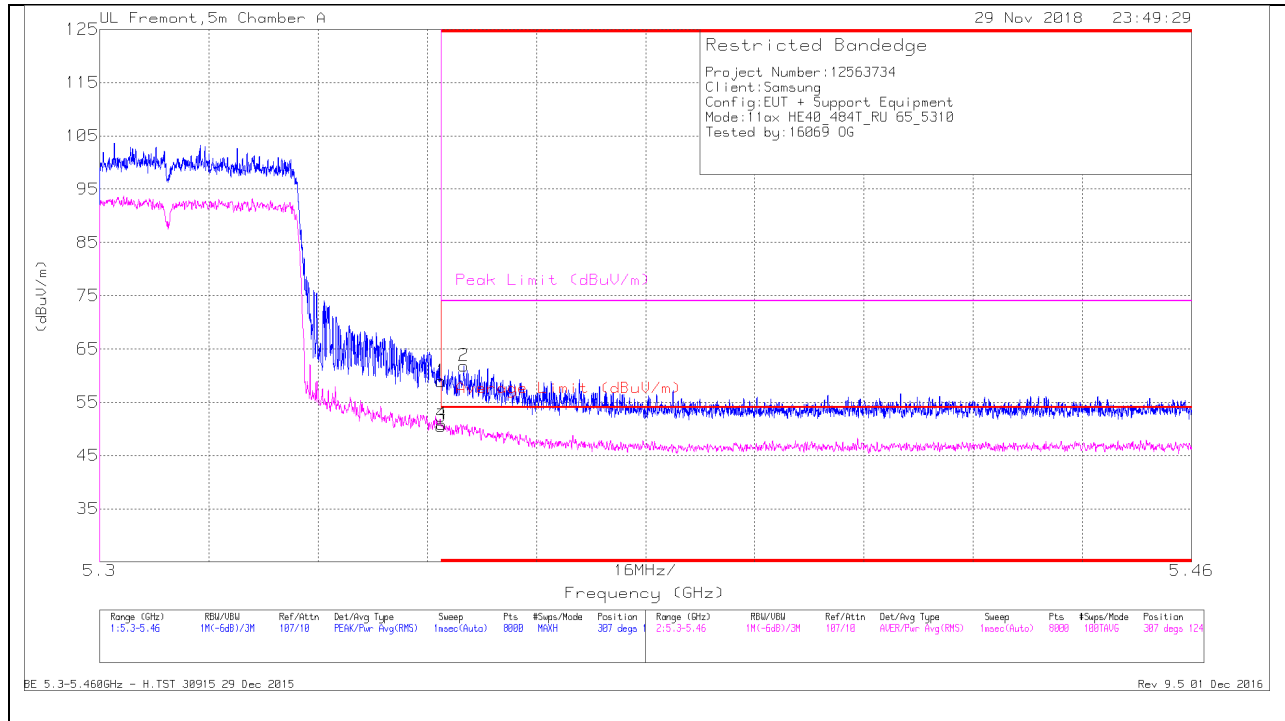
ADR - U-NII AD primary method, RMS average

### 9.1.13. TX ABOVE 1 GHz 802.11ax HE40 MODE IN THE 5.3 GHz BAND

#### 2TX Antenna 1 + Antenna 2 OFDMA MODE – 484-Tones, RU Index 65

#### BANDEDGE (HIGH CHANNEL)

#### HORIZONTAL RESULT



#### Trace Markers

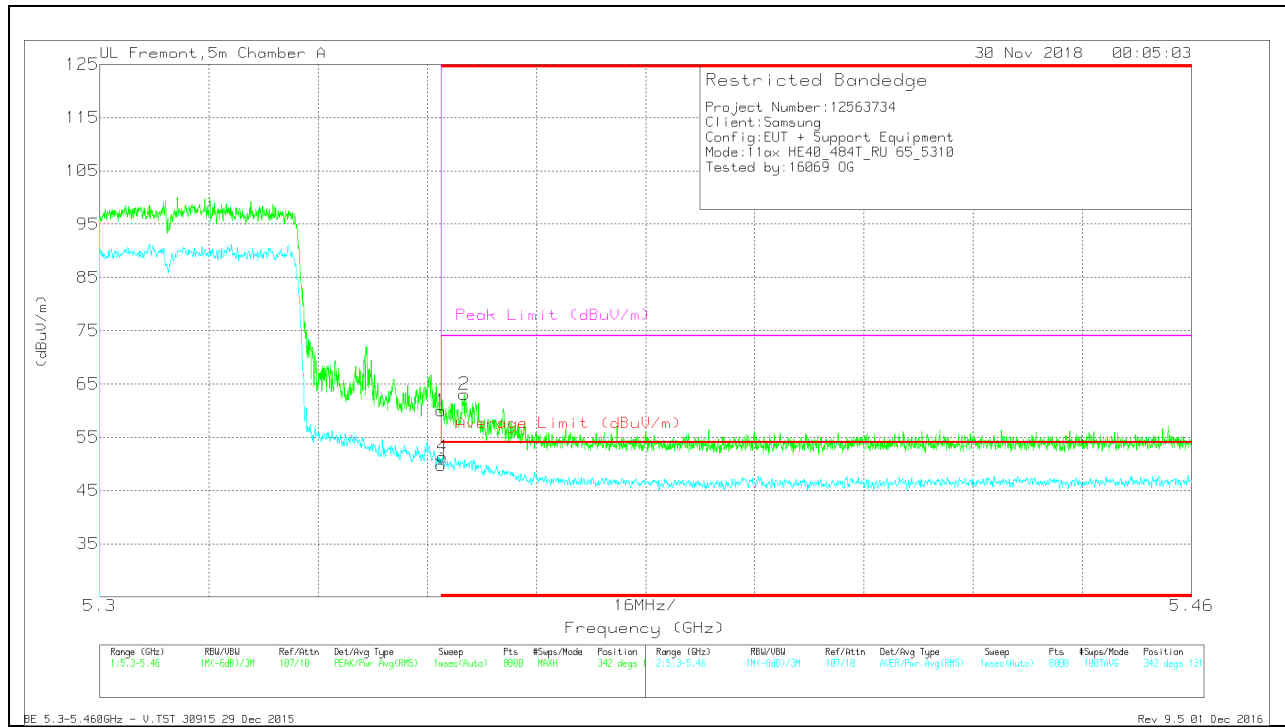
Marker	Frequency (GHz)	Meter Reading (dBuV)	Det	AF T862 (dB/m)	Amp/Cbl/Ftr/Pad (dB)	DC Corr (dB)	Corrected Reading (dBuV/m)	Average Limit (dBuV/m)	Margin (dB)	Peak Limit (dBuV/m)	PK Margin (dB)	Azimuth (Degs)	Height (cm)	Polarity
1	* 5.35	41.66	Pk	34.6	-17.3	0	58.96	-	-	74	-15.04	307	124	H
3	* 5.35	32.07	RMS	34.6	-17.3	1.13	50.5	54	-3.5	-	-	307	124	H
4	* 5.35	32.45	RMS	34.6	-17.3	1.13	50.88	54	-3.12	-	-	307	124	H
2	* 5.353	44.55	Pk	34.6	-17.3	0	61.85	-	-	74	-12.15	307	124	H

\* - indicates frequency in CFR47 Pt 15 / IC RSS-Restricted Band

Pk - Peak detector

RMS - RMS detection

### VERTICAL RESULT



#### Trace Markers

Marker	Frequency (GHz)	Meter Reading (dBuV)	Det	AF T862 (dB/m)	Amp/Cb/Ftr/Pad (dB)	DC Corr (dB)	Corrected Reading (dBuV/m)	Average Limit (dBuV/m)	Margin (dB)	Peak Limit (dBuV/m)	PK Margin (dB)	Azimuth (Degs)	Height (cm)	Polarity
1	* 5.35	42.68	Pk	34.6	-17.3	0	59.98	-	-	74	-14.02	342	131	V
3	* 5.35	31.33	RMS	34.6	-17.3	1.13	49.76	54	-4.24	-	-	342	131	V
4	* 5.35	32.88	RMS	34.6	-17.3	1.13	51.31	54	-2.69	-	-	342	131	V
2	* 5.353	45.75	Pk	34.6	-17.3	0	63.05	-	-	74	-10.95	342	131	V

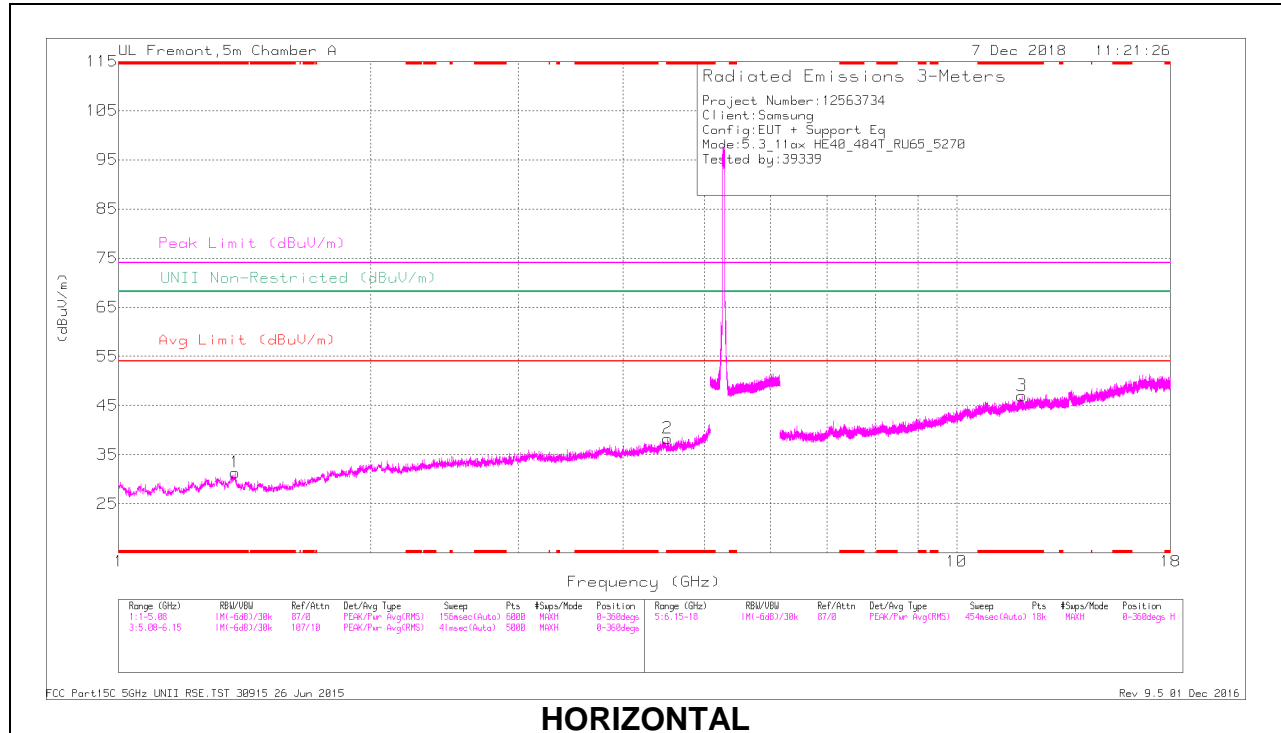
\* - indicates frequency in CFR47 Pt 15 / IC RSS-Restricted Band

Pk - Peak detector

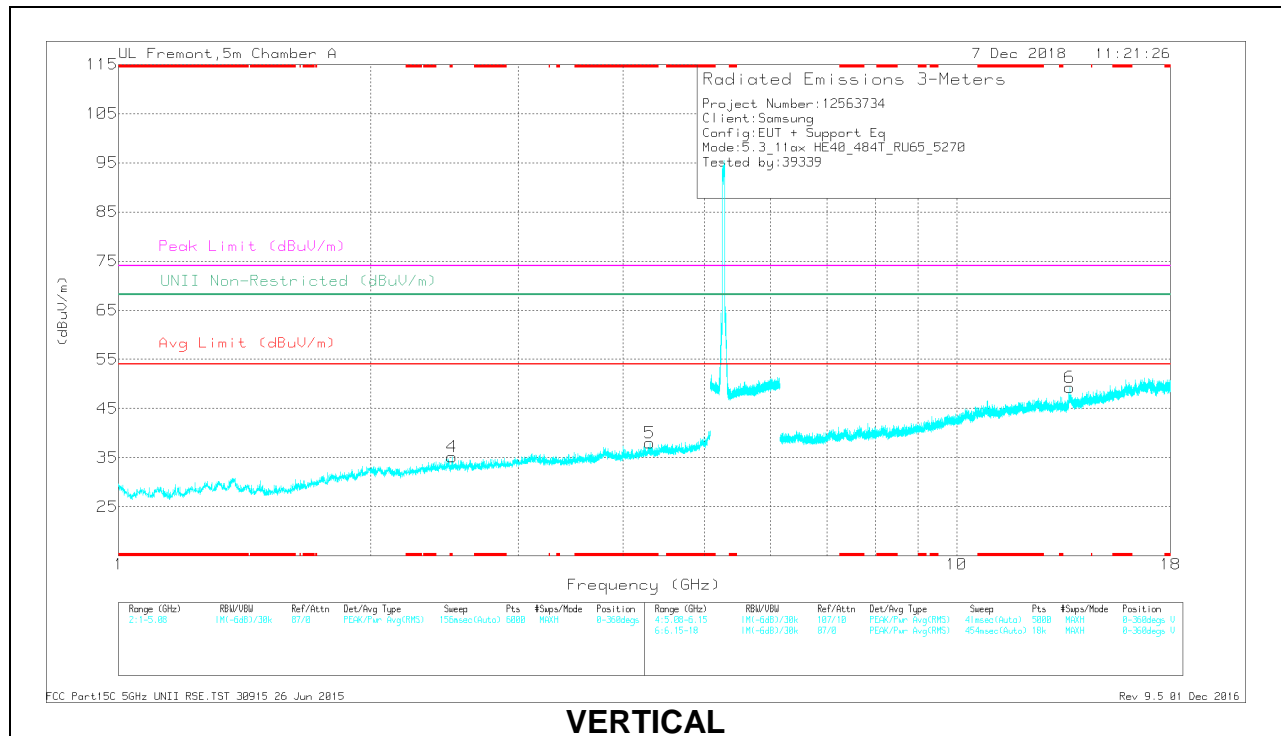
RMS - RMS detection

# HARMONICS AND SPURIOUS EMISSIONS

## LOW CHANNEL RESULTS



**HORIZONTAL**



**VERTICAL**

**RADIATED EMISSIONS**

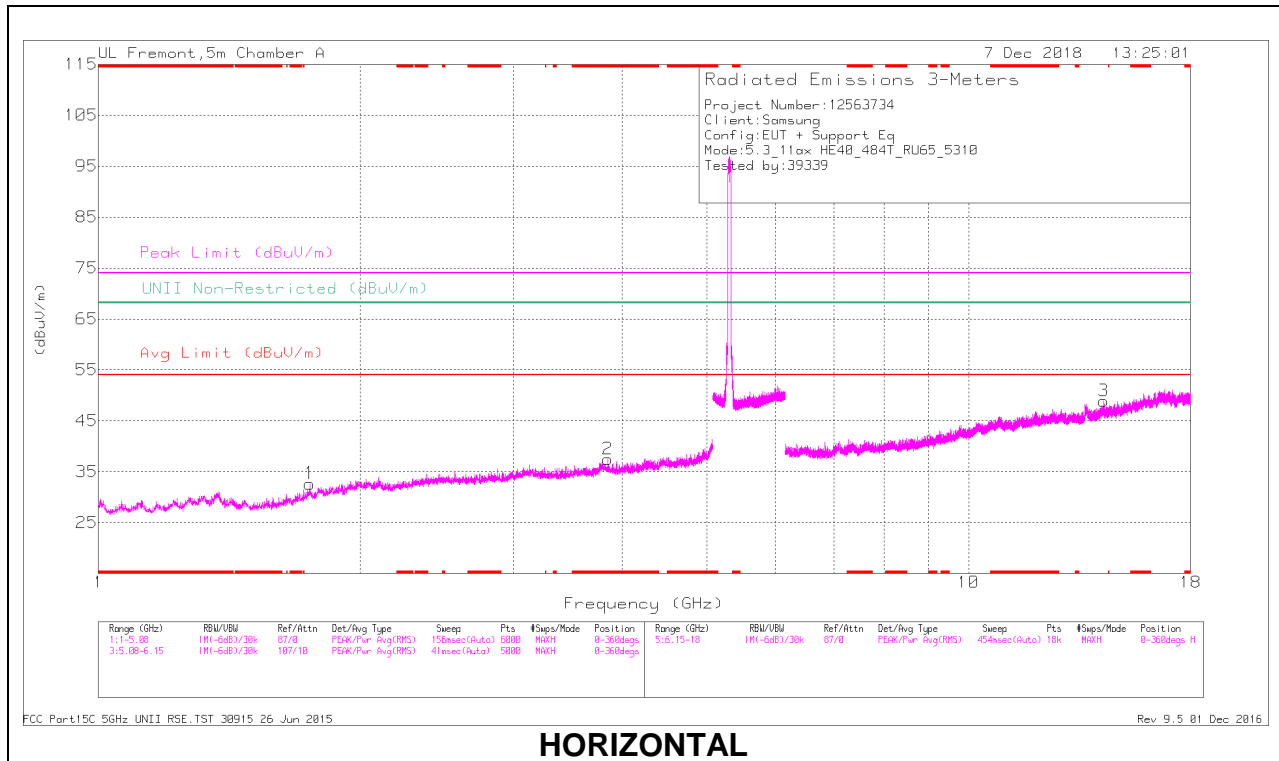
Frequency (GHz)	Meter Reading (dBuV)	Det	AF T345 (dB/m)	Amp/Ch/Fit/Fed (dB)	DC Corr (dB)	Corrected Reading (dBuV/m)	Avg Limit (dBuV/m)	Margin (dB)	Peak Limit (dBuV/m)	PK Margin (dB)	UNII Non-Restricted (dBuV/m)	PK Margin (dB)	Asimuth (Deg)	Height (cm)	Polarity
* 1.378	39.23	PK-U	29	-31.3	0	36.93	-	-	74	-37.07	-	-	222	159	H
* 1.376	27.48	ADR	29	-31.2	1.13	26.41	54	-27.59	-	-	-	-	222	159	H
* 4.517	36.94	PK-U	34.1	-27.2	0	43.84	-	-	74	-30.16	-	-	76	188	H
* 4.519	25.09	ADR	34.2	-27.2	1.13	33.22	54	-20.78	-	-	-	-	76	188	H
* 2.492	38.98	PK-U	32.4	-30.4	0	40.58	-	-	74	-33.02	-	-	254	117	V
* 2.484	26.43	ADR	32.4	-30.4	1.13	29.56	54	-24.44	-	-	-	-	254	117	V
* 4.298	36.23	PK-U	33.8	-26.8	0	43.23	-	-	74	-30.77	-	-	261	293	V
* 4.304	24.61	ADR	33.9	-26.9	1.13	32.74	54	-21.26	-	-	-	-	261	293	V
* 11.965	32.28	PK-U	38.7	-18.3	0	52.68	-	-	74	-21.32	-	-	308	400	H
* 11.966	19.84	ADR	38.7	-18.3	1.13	41.37	54	-12.63	-	-	-	-	308	400	H
13.643	32.64	PK-U	38.6	-17.7	0	53.54	-	-	-	-	68.2	-14.66	73	145	V

\* - indicates frequency in CFR47 Pt 15 / IC RSS-Restricted Band

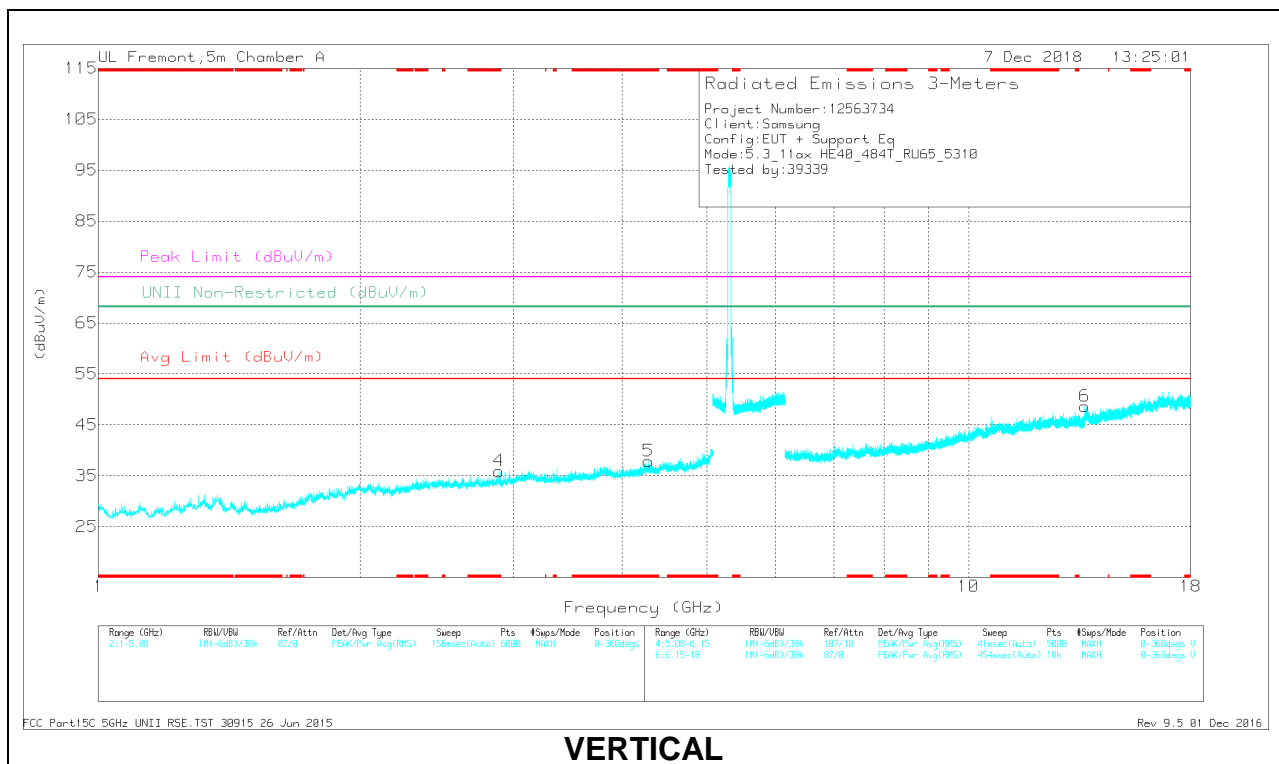
PK-U - U-NII: Maximum Peak

ADR - U-NII AD primary method, RMS average

### HIGH CHANNEL RESULTS



**HORIZONTAL**



**VERTICAL**

**RADIATED EMISSIONS**

Frequency (GHz)	Meter Reading (dBuV)	Det	AF T345 (dB/m)	Amp/Cbl/Ftr/Pod (dB)	DC Corr (dB)	Corrected Reading (dBuV/m)	Avg Limit (dBuV/m)	Margin (dB)	Peak Limit (dBuV/m)	PK Margin (dB)	UNII Non-Restricted (dBuV/m)	PK Margin (dB)	Asimuth (Deg)	Height (cm)	Polarity
* 3.851	37.58	PK-U	33.6	-28	0	43.18	-	-	74	-30.82	-	-	87	112	H
* 3.851	25.64	ADR	33.6	-28	1.13	32.37	54	-21.63	-	-	-	-	87	112	H
* 2.885	37.69	PK-U	32.3	-29	0	40.99	-	-	74	-33.01	-	-	240	310	V
* 2.887	25.78	ADR	32.3	-29	1.13	30.21	54	-23.79	-	-	-	-	240	310	V
* 4.286	36.03	PK-U	33.8	-26.6	0	43.23	-	-	74	-30.77	-	-	141	146	V
* 4.288	24.67	ADR	33.8	-26.7	1.13	32.9	54	-21.1	-	-	-	-	141	146	V
1.749	39.36	PK-U	29.7	-30.9	0	38.16	-	-	-	-	68.2	-30.04	162	123	H
13.603	32.82	PK-U	38.9	-17.6	0	54.12	-	-	-	-	68.2	-14.08	140	165	V
14.296	32.98	PK-U	39	-17.6	0	54.38	-	-	-	-	68.2	-13.82	14	157	H

\* - indicates frequency in CFR47 Pt 15 / IC RSS-Restricted Band

PK-U - U-NII: Maximum Peak

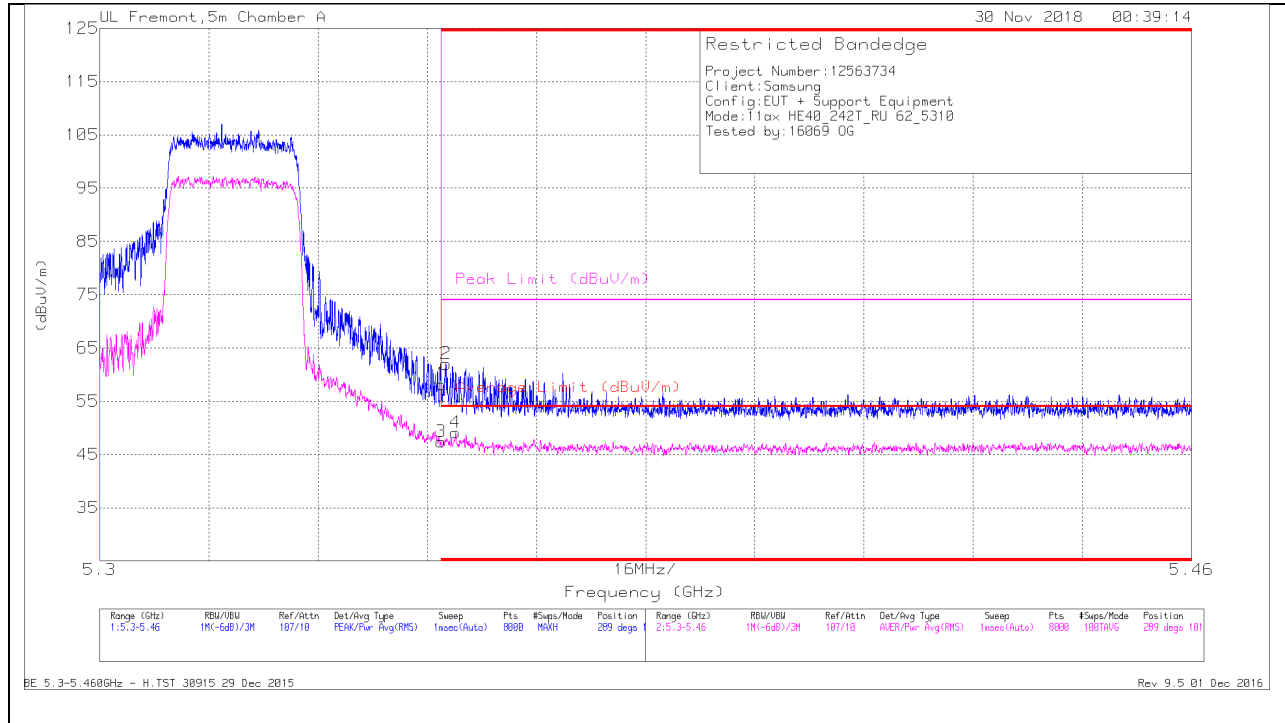
ADR - U-NII AD primary method, RMS average



**2TX Antenna 1 + Antenna 2 OFDMA MODE – 242-Tones, RU Index 62**

**BANDEDGE (HIGH CHANNEL)**

**HORIZONTAL RESULT**



**Trace Markers**

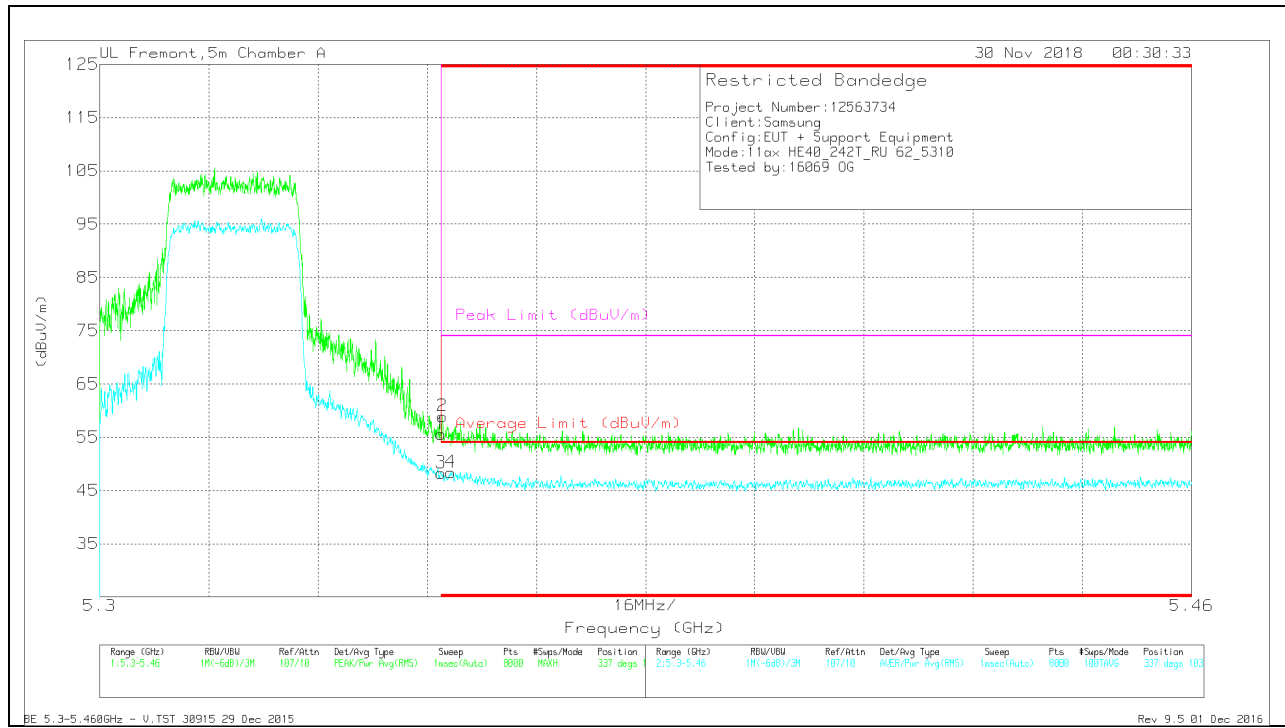
Marker	Frequency (GHz)	Meter Reading (dBuV)	Det	AF1862 (dB/m)	Amp/Cb/Fltr/Pad (dB)	DC Corr (dB)	Corrected Reading (dBuV/m)	Average Limit (dBuV/m)	Margin (dB)	Peak Limit (dBuV/m)	PK Margin (dB)	Azimuth (Degs)	Height (cm)	Polarity
1	* 5.35	40.88	Pk	34.6	-17.3	0	58.18	-	-	74	-15.82	289	101	H
3	* 5.35	29.39	RMS	34.6	-17.3	.67	47.36	54	-6.64	-	-	289	101	H
2	* 5.351	44.71	Pk	34.6	-17.3	0	62.01	-	-	74	-11.99	289	101	H
4	* 5.352	31.12	RMS	34.6	-17.3	.67	49.09	54	-4.91	-	-	289	101	H

\* - indicates frequency in CFR47 Pt 15 / IC RSS-Restricted Band

Pk - Peak detector

RMS - RMS detection

### VERTICAL RESULT



#### Trace Markers

Marker	Frequency (GHz)	Meter Reading (dBuV)	Det	AF T862 (dBm)	Amp/Coi/Filt/Pad (dB)	DC Corr (dB)	Corrected Reading (dBuV/m)	Average Limit (dBuV/m)	Margin (dB)	Peak Limit (dBuV/m)	PK Margin (dB)	Azimuth (Degs)	Height (cm)	Polarity
1	* 5.35	38.32	Pk	34.6	-17.3	0	55.62	-	-	74	-18.38	337	103	V
2	* 5.35	41.64	Pk	34.6	-17.3	0	58.94	-	-	74	-15.06	337	103	V
3	* 5.35	30.33	RMS	34.6	-17.3	.67	48.3	54	-5.7	-	-	337	103	V
4	* 5.351	30.45	RMS	34.6	-17.3	.67	48.42	54	-5.58	-	-	337	103	V

\* - indicates frequency in CFR47 Pt 15 / IC RSS-Restricted Band

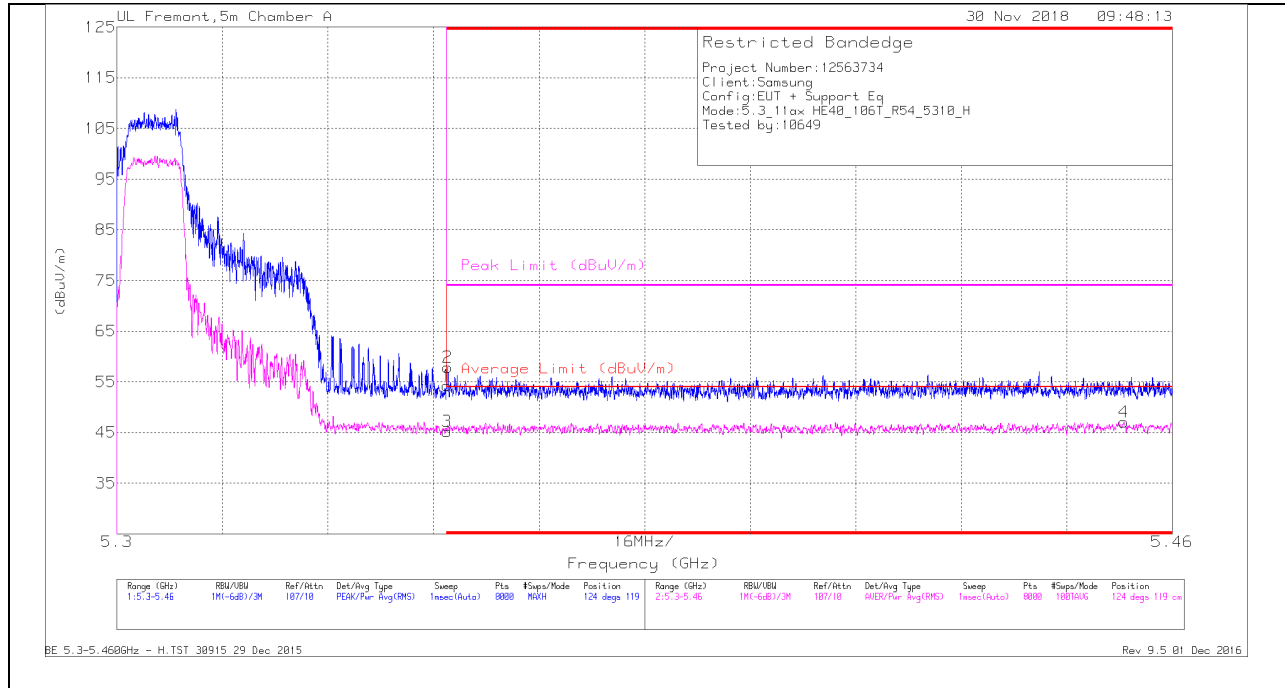
Pk - Peak detector

RMS - RMS detection

**2TX Antenna 1 + Antenna 2 OFDMA MODE – 106-Tones, RU Index 56**

**BANDEDGE (HIGH CHANNEL)**

**HORIZONTAL RESULT**



**Trace Markers**

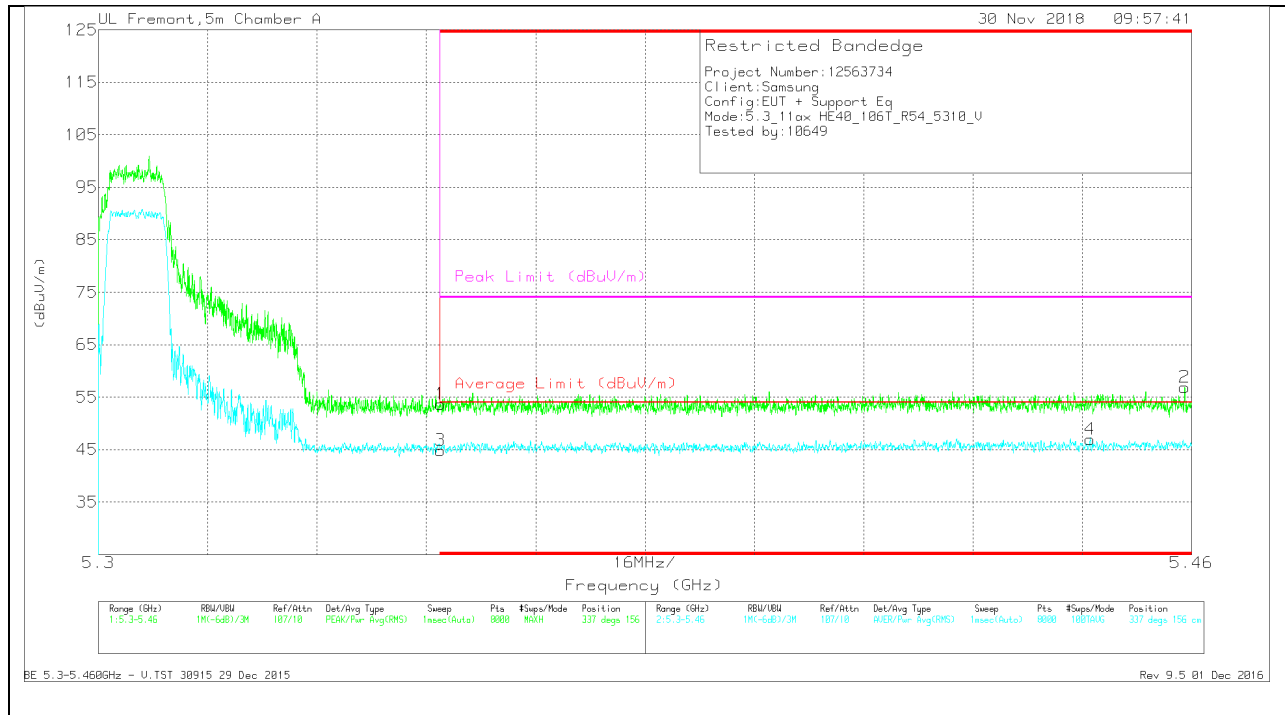
Marker	Frequency (GHz)	Meter Reading (dBuV)	Det	AF T862 (dB/m)	Amp/Cbl/Ftr/Pad (dB)	DC Corr (dB)	Corrected Reading (dBuV/m)	Average Limit (dBuV/m)	Margin (dB)	Peak Limit (dBuV/m)	PK Margin (dB)	Azimuth (Degs)	Height (cm)	Polarity
1	* 5.35	37.01	Pk	34.6	-17.3	0	54.31	-	-	74	-19.69	124	119	H
2	* 5.35	40.62	Pk	34.6	-17.3	0	57.92	-	-	74	-16.08	124	119	H
3	* 5.35	27.58	RMS	34.6	-17.3	36	45.24	54	-8.76	-	-	124	119	H
4	* 5.453	29.36	RMS	34.7	-17.3	36	47.12	54	-6.88	-	-	124	119	H

\* - indicates frequency in CFR47 Pt 15 / IC RSS-Restricted Band

Pk - Peak detector

RMS - RMS detection

### VERTICAL RESULT



### Trace Markers

Marker	Frequency (GHz)	Meter Reading (dBuV)	Det	AF 1862 (dB/m)	Amp/Ch/Ftr/Pad (dB)	DC Corr (dB)	Corrected Reading (dBuV/m)	Average Limit (dBuV/m)	Margin (dB)	Peak Limit (dBuV/m)	PK Margin (dB)	Altitude (Degs)	Height (cm)	Polarity
1	* 5.35	36.38	Pk	34.6	-17.3	0	53.68	-	-	74	-20.32	337	156	V
3	* 5.35	27.54	RMS	34.6	-17.3	.36	45.2	54	-8.8	-	-	337	156	V
4	* 5.445	29.48	RMS	34.7	-17.2	.36	47.34	54	-6.66	-	-	337	156	V
2	* 5.459	39.41	Pk	34.7	-17.2	0	56.91	-	-	74	-17.09	337	156	V

\* - indicates frequency in CFR47 Pt 15 / IC RSS-Restricted Band

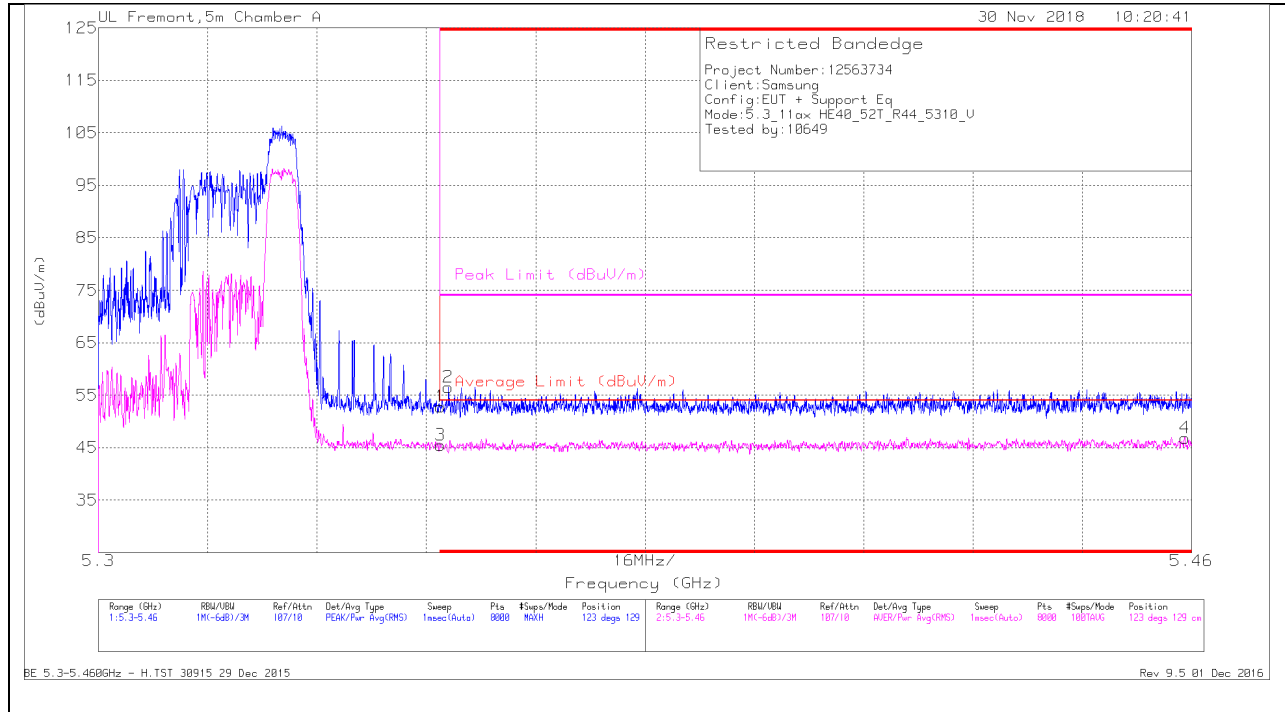
Pk - Peak detector

RMS - RMS detection

**2TX Antenna 1 + Antenna 2 OFDMA MODE – 52-Tones, RU Index 44**

**BANDEDGE (HIGH CHANNEL)**

**HORIZONTAL RESULT**



**Trace Markers**

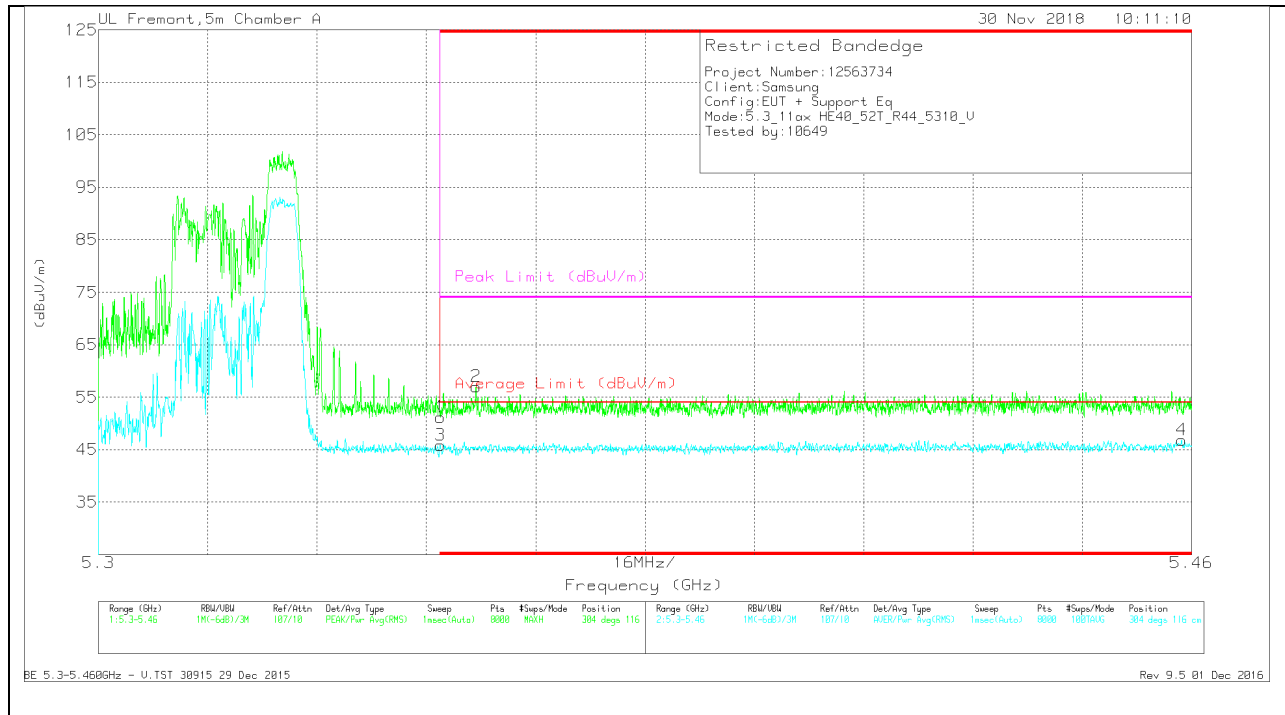
Marker	Frequency (GHz)	Meter Reading (dBuV)	Det	AF T862 (dB/m)	Amp/Ch/Filt/Pad (dB)	DC Corr (dB)	Corrected Reading (dBuV/m)	Average Limit (dBuV/m)	Margin (dB)	Peak Limit (dBuV/m)	PK Margin (dB)	Azimuth (Degs)	Height (cm)	Polarity
1	* 5.35	35.44	Pk	34.6	-17.3	0	52.74	-	-	74	-21.26	123	129	H
3	* 5.35	28.19	RMS	34.6	-17.3	.17	45.66	54	-8.34	-	-	123	129	H
2	* 5.351	39.23	Pk	34.6	-17.3	0	56.53	-	-	74	-17.47	123	129	H
4	* 5.459	29.27	RMS	34.7	-17.2	.17	46.94	54	-7.06	-	-	123	129	H

\* - indicates frequency in CFR47 Pt 15 / IC RSS-Restricted Band

Pk - Peak detector

RMS - RMS detection

### VERTICAL RESULT



### Trace Markers

Marker	Frequency (GHz)	Meter Reading (dBuV)	Det	AF 1862 (dB/m)	Amp/Ch/Flt/Pad (dB)	DC Corr (dB)	Corrected Reading (dBuV/m)	Average Limit (dBuV/m)	Margin (dB)	Peak Limit (dBuV/m)	PK Margin (dB)	Azimuth (Degs)	Height (cm)	Polarity
1	* 5.35	33.87	Pk	34.6	-17.3	0	51.17	-	-	74	-22.83	304	116	V
3	* 5.35	28.36	RMS	34.6	-17.3	.17	45.83	54	-8.17	-	-	304	116	V
2	* 5.355	39.65	Pk	34.6	-17.3	0	56.95	-	-	74	-17.05	304	116	V
4	* 5.459	29.11	RMS	34.7	-17.2	.17	46.78	54	-7.22	-	-	304	116	V

\* - indicates frequency in CFR47 Pt 15 / IC RSS-Restricted Band

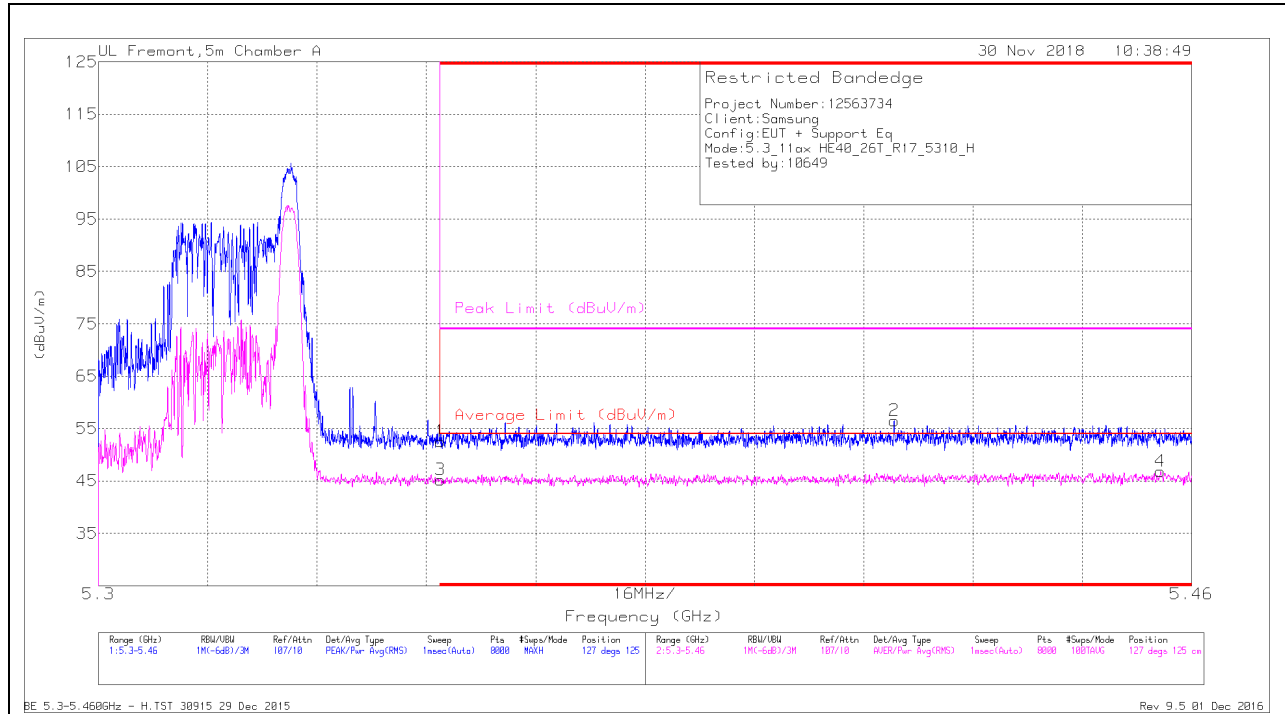
Pk - Peak detector

RMS - RMS detection

**2TX Antenna 1 + Antenna 2 OFDMA MODE – 26-Tones, RU Index 17**

**BANDEDGE (HIGH CHANNEL)**

**HORIZONTAL RESULT**



**Trace Markers**

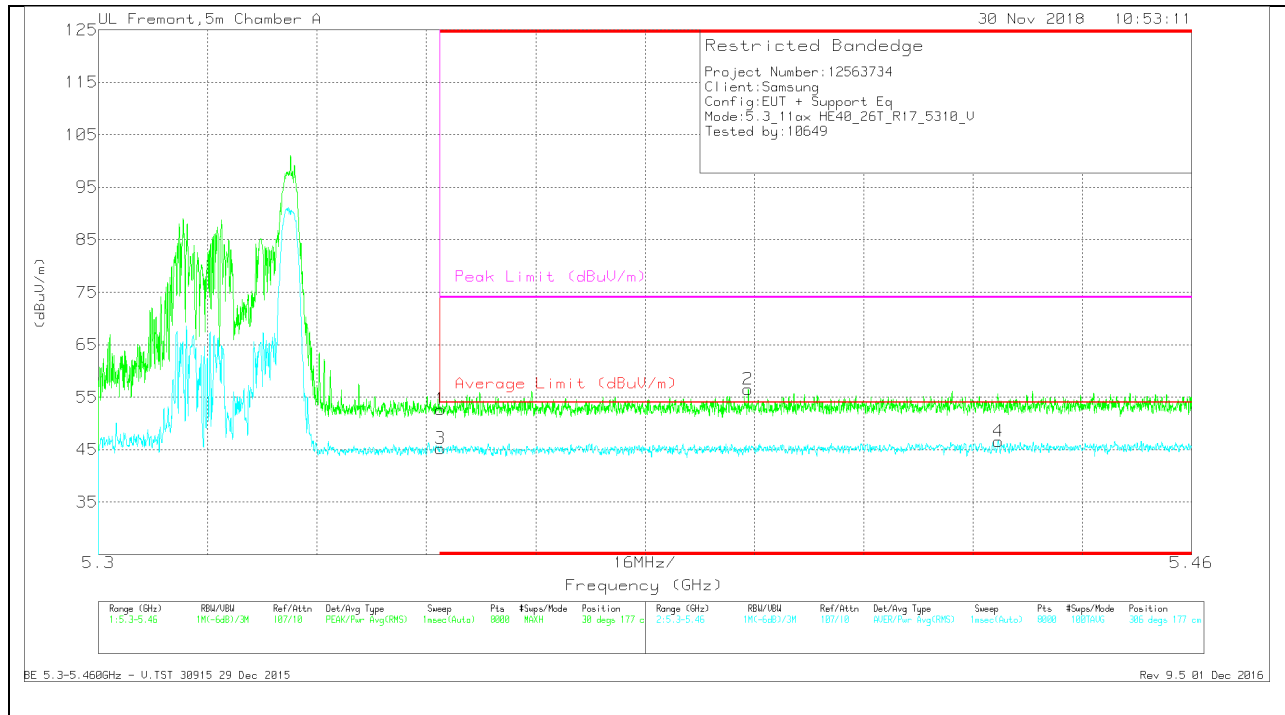
Marker	Frequency (GHz)	Meter Reading (dBuV)	Det	AF T862 (dB/m)	Amp/Cb/Filt/Pad (dB)	DC Corr (dB)	Corrected Reading (dBuV/m)	Average Limit (dBuV/m)	Margin (dB)	Peak Limit (dBuV/m)	PK Margin (dB)	Azimuth (Degs)	Height (cm)	Polarity
1	* 5.35	35.21	Pk	34.6	-17.3	0	52.51	-	-	74	-21.49	127	125	H
3	* 5.35	27.76	RMS	34.6	-17.3	.11	45.17	54	-8.83	-	-	127	125	H
2	* 5.416	39.04	Pk	34.7	-17.2	0	56.54	-	-	74	-17.46	127	125	H
4	* 5.455	29.31	RMS	34.7	-17.3	.11	46.82	54	-7.18	-	-	127	125	H

\* - indicates frequency in CFR47 Pt 15 / IC RSS-Restricted Band

Pk - Peak detector

RMS - RMS detection

### VERTICAL RESULT



### Trace Markers

Marker	Frequency (GHz)	Meter Reading (dBuV)	Det	AF 1862 (dB/m)	Amp/Ch/Flt/Pad (dB)	DC Corr (dB)	Corrected Reading (dBuV/m)	Average Limit (dBuV/m)	Margin (dB)	Peak Limit (dBuV/m)	PK Margin (dB)	Azimuth (Degs)	Height (cm)	Polarity
1	* 5.35	35.3	Pk	34.6	-17.3	0	52.6	-	-	74	-21.4	30	177	V
3	* 5.35	27.86	RMS	34.6	-17.3	.11	45.27	54	-8.73	-	-	306	177	V
2	* 5.395	39.17	Pk	34.6	-17.3	0	56.47	-	-	74	-17.53	30	177	V
4	* 5.432	29.04	RMS	34.7	-17.2	.11	46.65	54	-7.35	-	-	306	177	V

\* - indicates frequency in CFR47 Pt 15 / IC RSS-Restricted Band

Pk - Peak detector

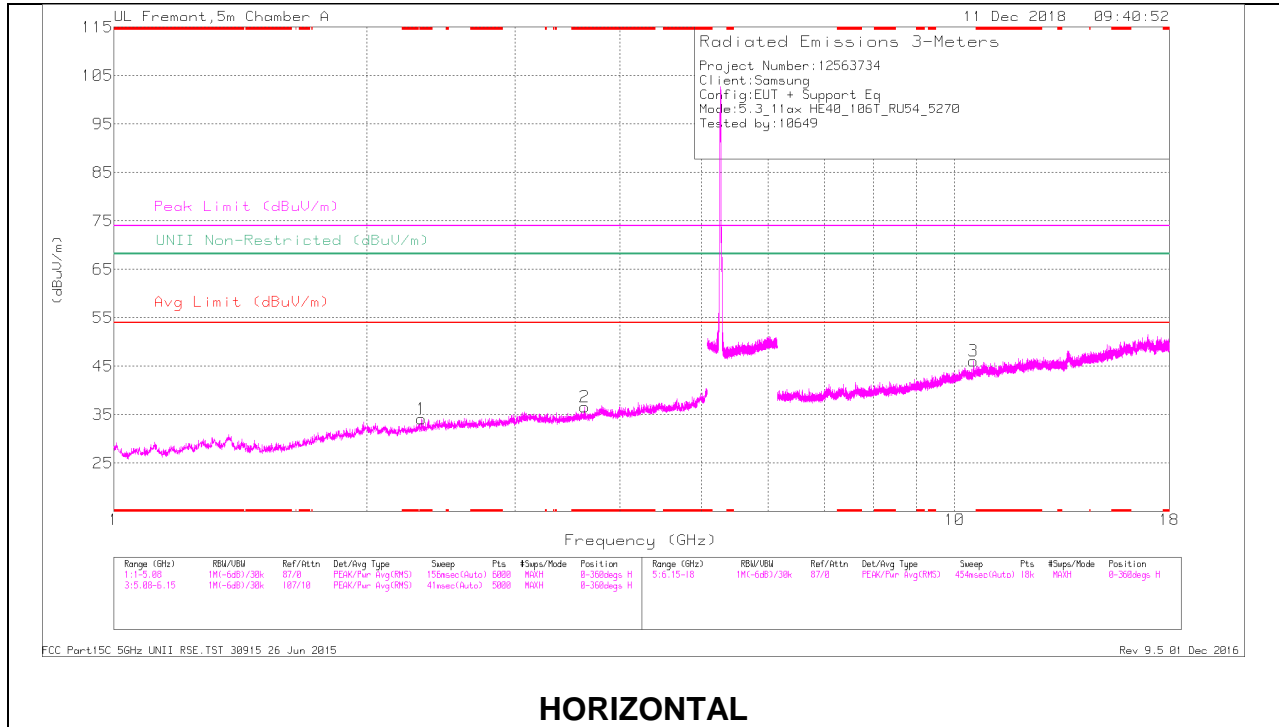
RMS - RMS detection



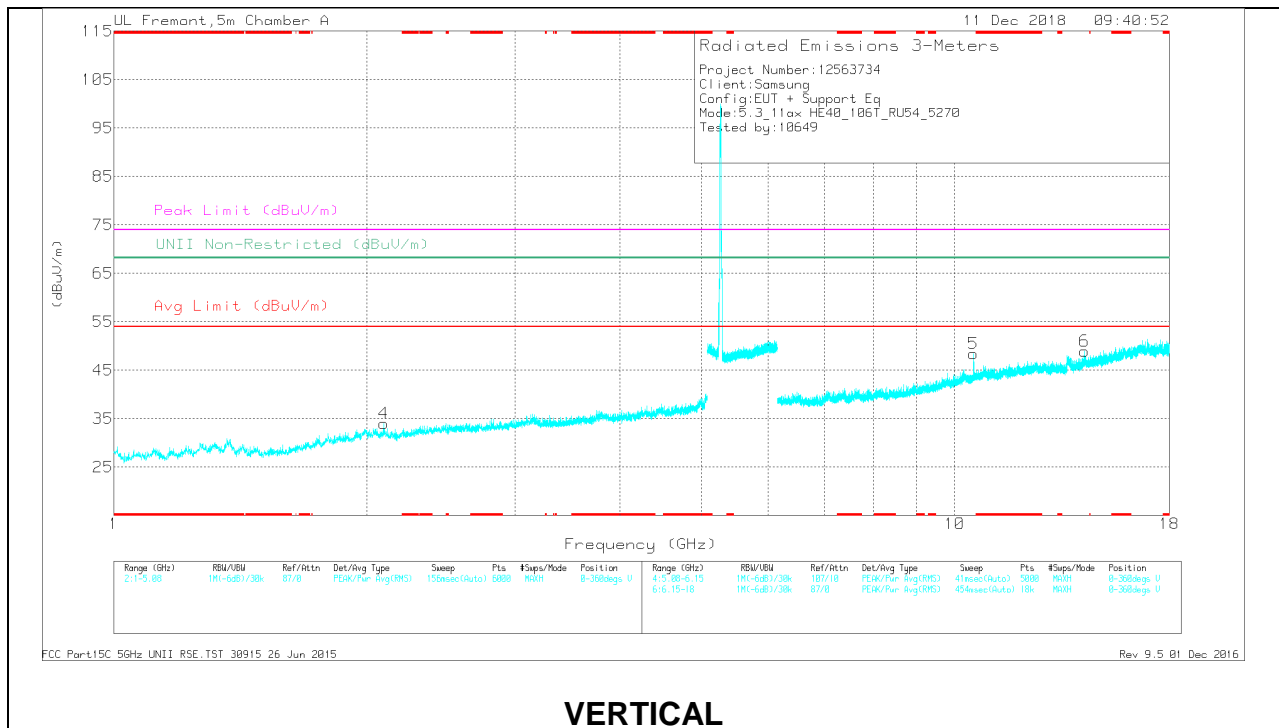
**2TX Antenna 1 + Antenna 2 OFDMA MODE – 106-Tones, RU Index 54**

**HARMONICS AND SPURIOUS EMISSIONS**

**LOW CHANNEL RESULTS**



**HORIZONTAL**



**VERTICAL**

**RADIATED EMISSIONS**

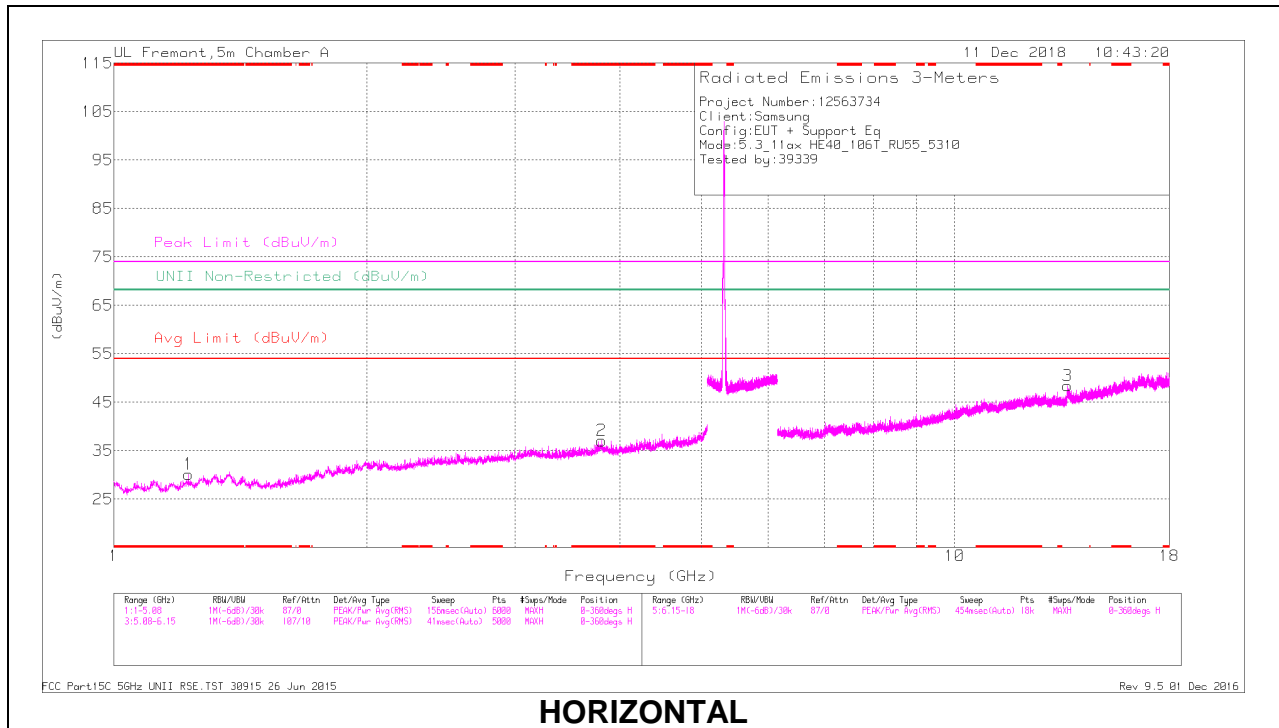
Frequency (GHz)	Meter Reading (dBuV)	Det	AF T345 (dB/m)	Amp/CA/Filt/Pad (dB)	DC Corr (dB)	Corrected Reading (dBuV/m)	Avg Limit (dBuV/m)	Margin (dB)	Peak Limit (dBuV/m)	PK Margin (dB)	UNII Non-Restricted (dBuV/m)	PK Margin (dB)	Azimuth (Degs)	Height (cm)	Polarity
* 2.323	37.96	PK-U	31.8	-30	0	39.76	-	-	74	-34.24	-	-	164	111	H
* 2.324	25.86	ADR	31.8	-30	.36	28.02	54	-25.98	-	-	-	-	164	111	H
* 3.628	36.73	PK-U	33.1	-28.7	0	41.13	-	-	74	-32.87	-	-	295	269	H
* 3.63	25.28	ADR	33.1	-28.7	.36	30.04	54	-23.96	-	-	-	-	295	269	H
2.095	38.71	PK-U	31.3	-30.1	0	39.91	-	-	-	-	68.2	-28.29	214	233	V
10.531	33.34	PK-U	37.7	-19.2	0	51.84	-	-	-	-	68.2	-16.36	146	124	H
10.532	37.78	PK-U	37.7	-19.2	0	56.28	-	-	-	-	68.2	-11.92	258	106	V
14.27	31.87	PK-U	38.9	-17.4	0	53.37	-	-	-	-	68.2	-14.83	82	118	V

\* - indicates frequency in CFR47 Pt 15 / IC RSS-Restricted Band

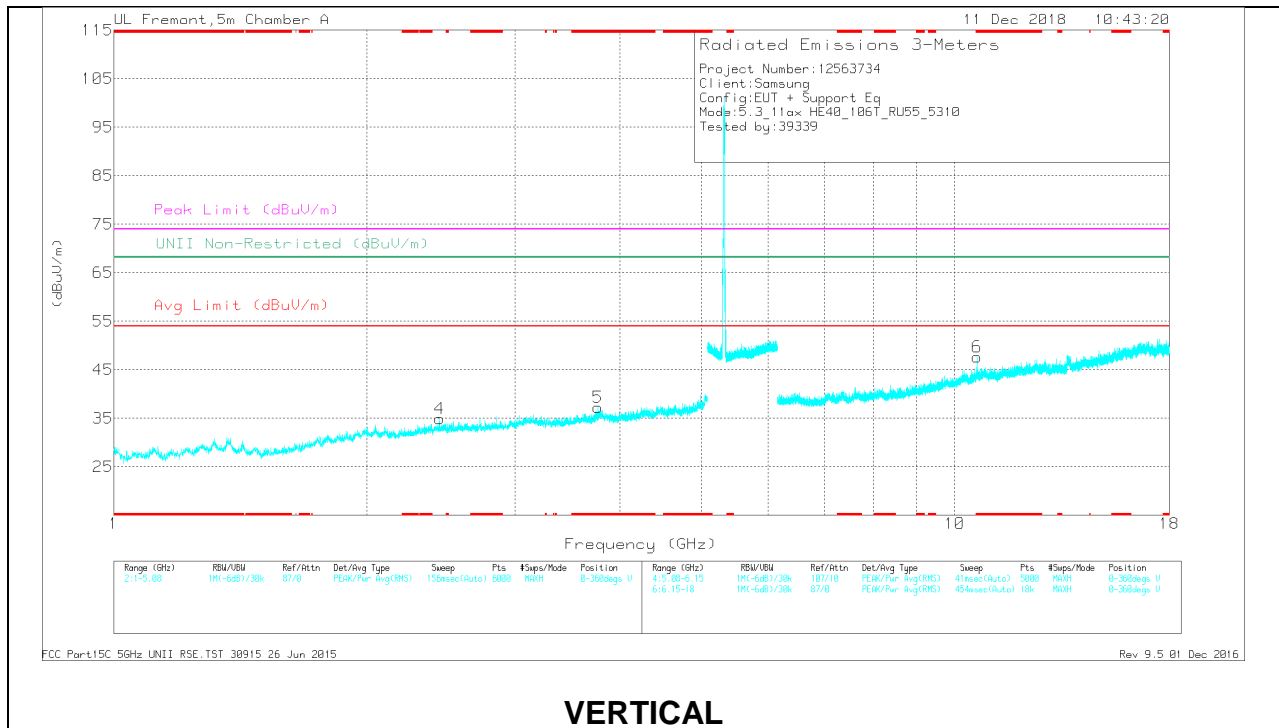
PK-U - U-NII: Maximum Peak

ADR - U-NII AD primary method, RMS average

### HIGH CHANNEL RESULTS



### HORIZONTAL



### VERTICAL

**RADIATED EMISSIONS**

Frequency (GHz)	Meter Reading (dBuV)	Det	AF T345 (dB/m)	Amp/Cbl/Ftr/Pad (dB)	DC Corr (dB)	Corrected Reading (dBuV/m)	Avg Limit (dBuV/m)	Margin (dB)	Peak Limit (dBuV/m)	PK Margin (dB)	UNII Non-Restricted (dBuV/m)	PK Margin (dB)	Asimuth (Deg)	Height (cm)	Polarity
* 1.228	40.24	PK-U	28.7	-32.4	0	36.54	-	-	74	-37.46	-	-	273	260	H
* 1.226	27.58	ADR	28.6	-32.3	.36	24.24	54	-29.76	-	-	-	-	273	260	H
* 3.804	37.05	PK-U	33.5	-27.5	0	43.05	-	-	74	-30.95	-	-	59	208	H
* 3.806	25.18	ADR	33.5	-27.5	.36	31.54	54	-22.46	-	-	-	-	59	208	H
* 3.762	36.53	PK-U	33.4	-28	0	41.93	-	-	74	-32.07	-	-	196	128	V
* 3.761	25.25	ADR	33.4	-28	.36	31.01	54	-22.99	-	-	-	-	196	128	V
* 10.63	36.65	PK-U	37.8	-18.9	0	55.55	-	-	74	-18.45	-	-	252	103	V
* 10.629	24.6	ADR	37.8	-18.9	.36	43.86	54	-10.14	-	-	-	-	252	103	V
2.443	38.45	PK-U	32.3	-30.5	0	40.25	-	-	-	-	68.2	-27.95	34	297	V
13.62	32.4	PK-U	38.9	-17.6	0	53.7	-	-	-	-	68.2	-14.5	177	207	H

\* - indicates frequency in CFR47 Pt 15 / IC RSS-Restricted Band

PK-U - U-NII: Maximum Peak

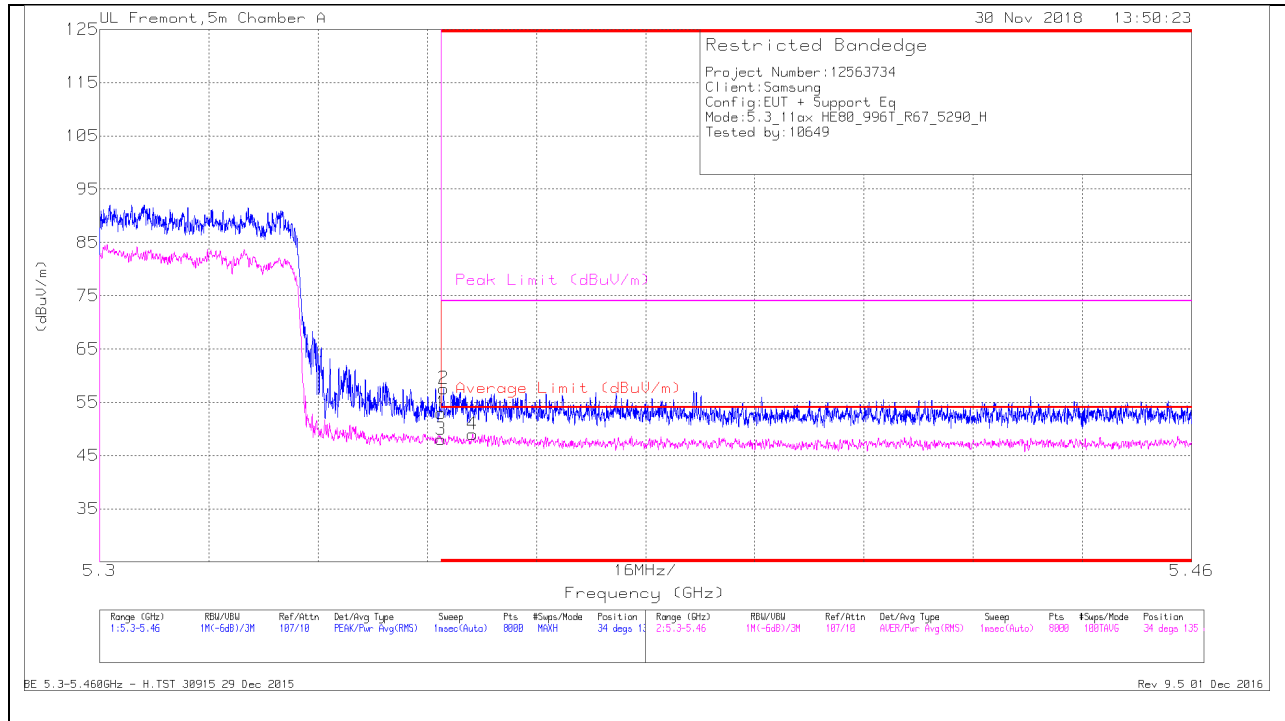
ADR - U-NII AD primary method, RMS average

### 9.1.14. TX ABOVE 1 GHz 802.11ax HE80 MODE IN THE 5.3 GHz BAND

#### 2TX Antenna 1 + Antenna 2 OFDMA MODE – 996-Tones, RU Index 67

#### BANDEDGE (MID CHANNEL)

#### HORIZONTAL RESULT



#### Trace Markers

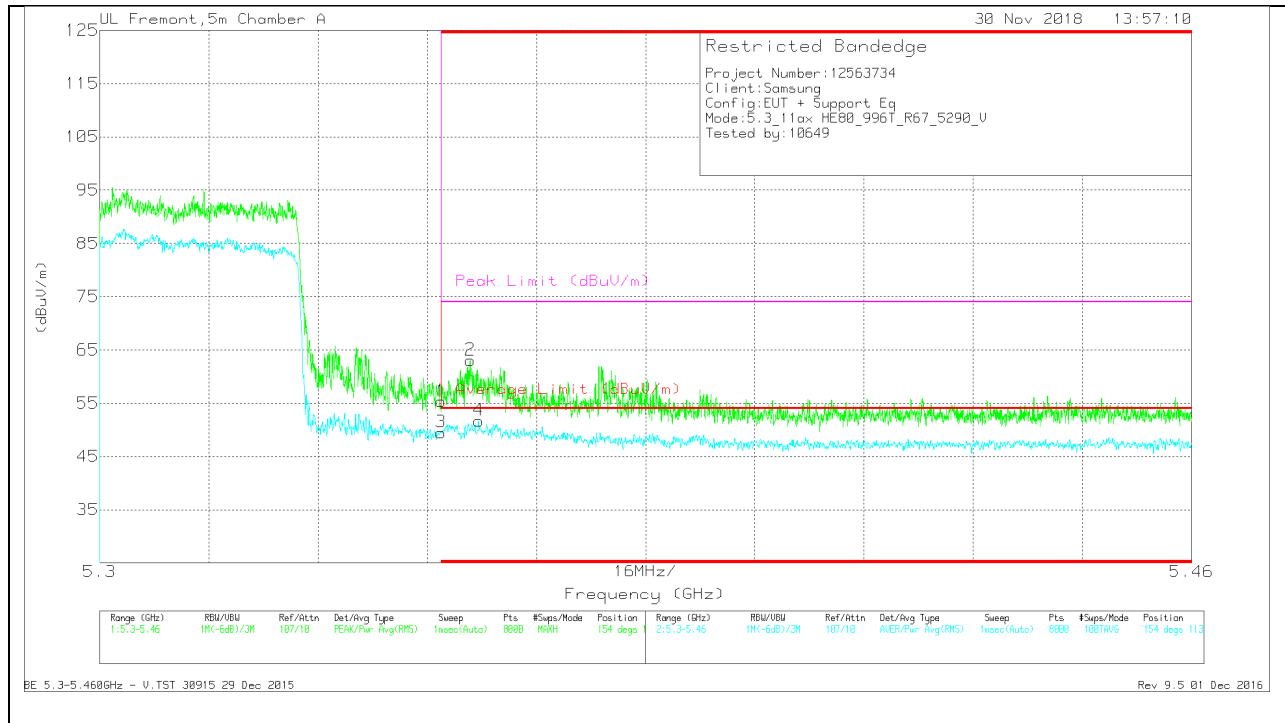
Marker	Frequency (GHz)	Meter Reading (dBuV)	Det	AF T862 (dB/m)	Amp/Cbl/Ftr/Pad (dB)	DC Corr (dB)	Corrected Reading (dBuV/m)	Average Limit (dBuV/m)	Margin (dB)	Peak Limit (dBuV/m)	PK Margin (dB)	Azimuth (Degs)	Height (cm)	Polarity
1	* 5.35	35.67	Pk	34.6	-17.3	0	52.97	-	-	74	-21.03	34	135	H
2	* 5.35	40.27	Pk	34.6	-17.3	0	57.57	-	-	74	-16.43	34	135	H
3	* 5.35	28.85	RMS	34.6	-17.3	1.89	48.04	54	-5.96	-	-	34	135	H
4	* 5.355	29.83	RMS	34.6	-17.3	1.89	49.02	54	-4.98	-	-	34	135	H

\* - indicates frequency in CFR47 Pt 15 / IC RSS-Restricted Band

Pk - Peak detector

RMS - RMS detection

### VERTICAL RESULT



#### Trace Markers

Marker	Frequency (GHz)	Meter Reading (dBuV)	Det	AF T862 (dB/m)	Amp/Cb/Ftr/Pad (dB)	DC Corr (dB)	Corrected Reading (dBuV/m)	Average Limit (dBuV/m)	Margin (dB)	Peak Limit (dBuV/m)	PK Margin (dB)	Azimuth (Degs)	Height (cm)	Polarity
1	* 5.35	38.05	Pk	34.6	-17.3	0	55.35	-	-	74	-18.65	154	113	V
3	* 5.35	30.35	RMS	34.6	-17.3	1.89	49.54	54	-4.46	-	-	154	113	V
2	* 5.354	45.78	Pk	34.6	-17.3	0	63.08	-	-	74	-10.92	154	113	V
4	* 5.356	32.55	RMS	34.6	-17.3	1.89	51.74	54	-2.26	-	-	154	113	V

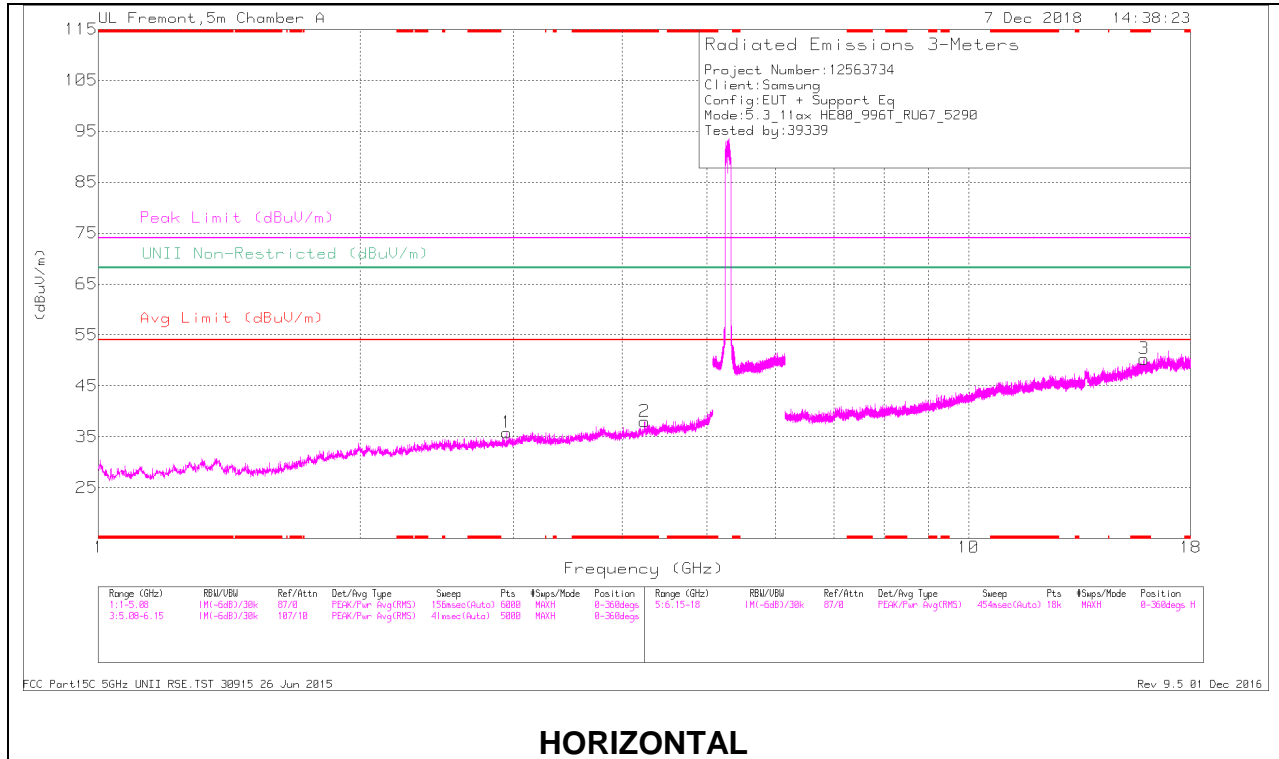
\* - indicates frequency in CFR47 Pt 15 / IC RSS-Restricted Band

Pk - Peak detector

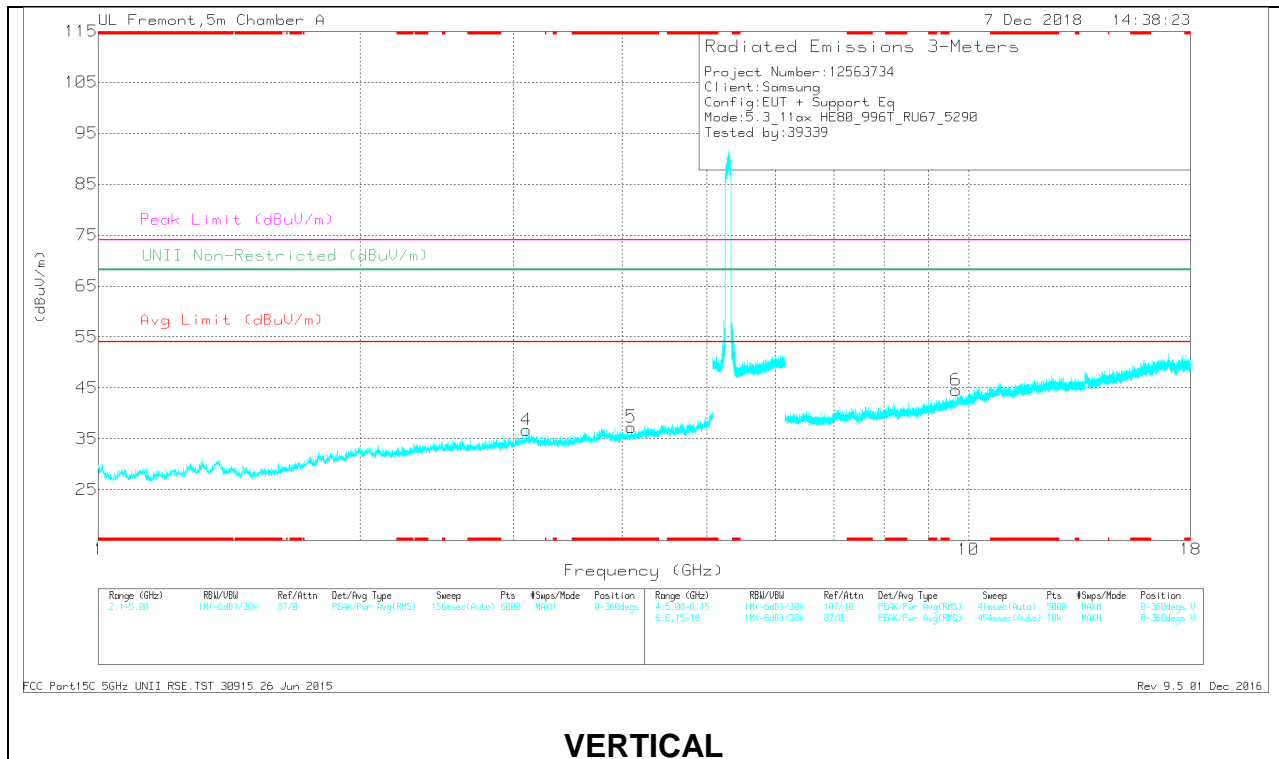
RMS - RMS detection

**HARMONICS AND SPURIOUS EMISSIONS**

**MID CHANNEL RESULTS**



**HORIZONTAL**



**VERTICAL**

**RADIATED EMISSIONS**

Frequency (GHz)	Meter Reading (dBuV)	Det	AF T345 (dB/m)	Amp/Cb/Filt/Pad (dB)	DC Corr (dB)	Corrected Reading (dBuV/m)	Avg Limit (dBuV/m)	Margin (dB)	Peak Limit (dBuV/m)	PK Margin (dB)	UNII Non-Restricted (dBuV/m)	PK Margin (dB)	Azimuth (Deg)	Height (cm)	Polarity
* 4.244	36.27	PK-U	33.8	-26.5	0	43.57	-	-	74	-30.43	-	-	35	107	H
* 4.243	24.68	ADR	33.8	-26.6	1.89	33.77	54	-20.23	-	-	-	-	35	107	H
* 4.094	37.06	PK-U	33.8	-28	0	42.86	-	-	74	-31.14	-	-	257	302	V
* 4.093	25.04	ADR	33.8	-28	1.89	32.73	54	-21.27	-	-	-	-	257	302	V
* 15.915	31.63	PK-U	40.8	-16.6	0	55.83	-	-	74	-18.17	-	-	86	291	H
* 15.914	20.04	ADR	40.7	-16.5	1.89	46.13	54	-7.87	-	-	-	-	86	291	H
2.946	38.68	PK-U	32.6	-29.7	0	41.58	-	-	-	-	68.2	-26.62	199	191	H
3.101	37.36	PK-U	33	-28.4	0	41.96	-	-	-	-	68.2	-26.24	24	307	V
9.675	31.78	PK-U	36.9	-20.1	0	48.58	-	-	-	-	68.2	-19.62	224	290	V

\* - indicates frequency in CFR47 Pt 15 / IC RSS-Restricted Band

PK-U - U-NII: Maximum Peak

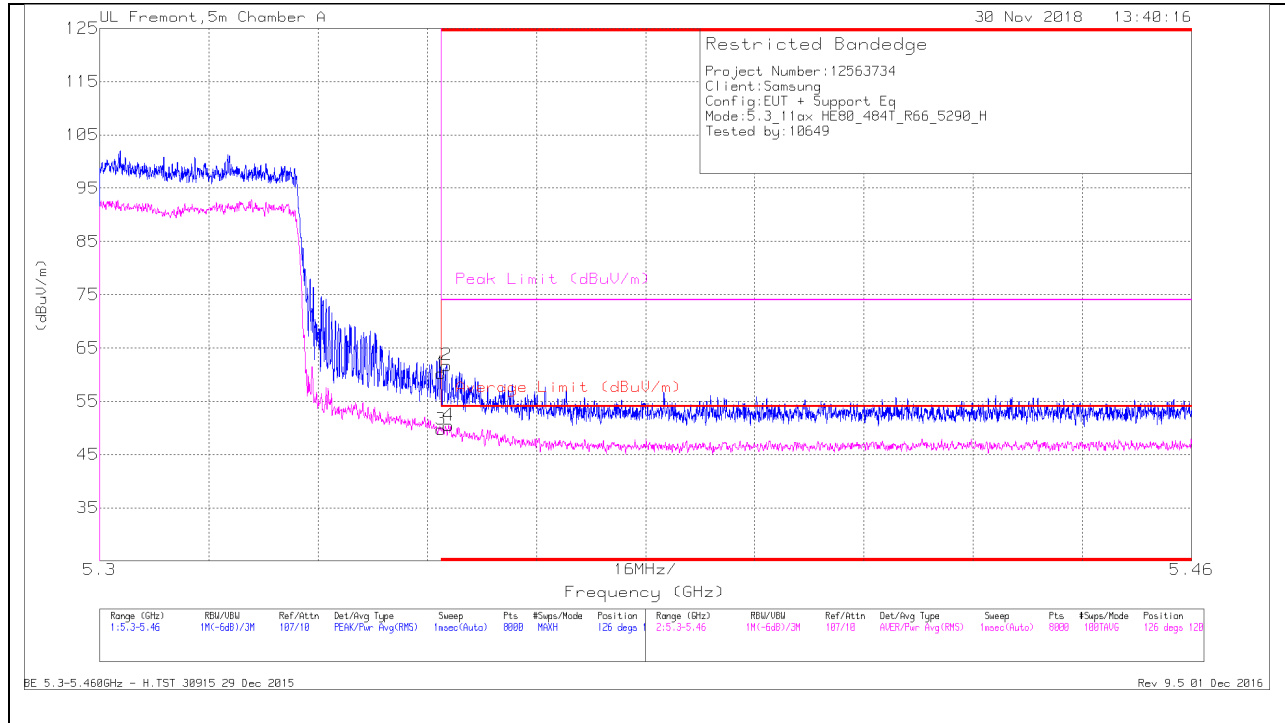
ADR - U-NII AD primary method, RMS average



**2TX Antenna 1 + Antenna 2 OFDMA MODE – 484-Tones, RU Index 66**

**BANDEDGE (MID CHANNEL)**

**HORIZONTAL RESULT**



**Trace Markers**

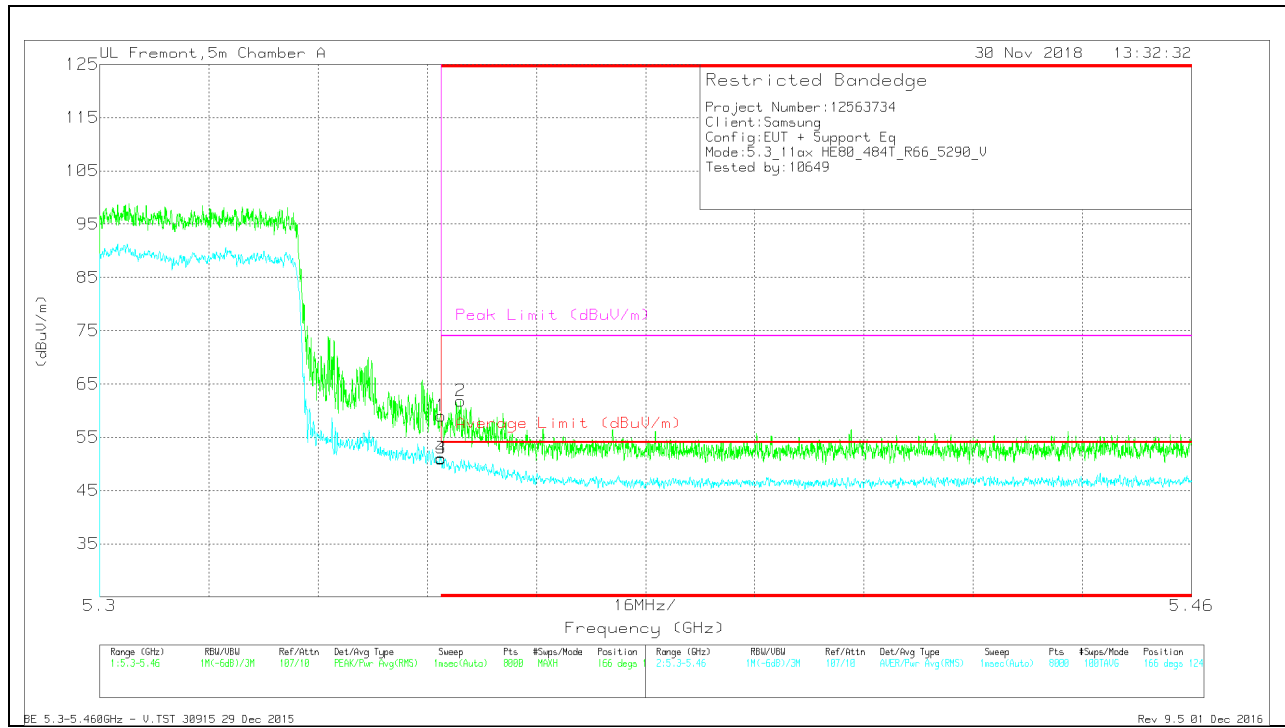
Marker	Frequency (GHz)	Meter Reading (dBuV)	Det	AF T862 (dB/m)	Amp/Ch/Fltr/Pad (dB)	DC Corr (dB)	Corrected Reading (dBuV/m)	Average Limit (dBuV/m)	Margin (dB)	Peak Limit (dBuV/m)	PK Margin (dB)	Azimuth (Degs)	Height (cm)	Polarity
1	* 5.35	42.94	Pk	34.6	-17.3	0	60.24	-	-	74	-13.76	126	120	H
3	* 5.35	31.21	RMS	34.6	-17.3	1.22	49.73	54	-4.27	-	-	126	120	H
2	* 5.351	44.45	Pk	34.6	-17.3	0	61.75	-	-	74	-12.25	126	120	H
4	* 5.351	31.96	RMS	34.6	-17.3	1.22	50.48	54	-3.52	-	-	126	120	H

\* - indicates frequency in CFR47 Pt 15 / IC RSS-Restricted Band

Pk - Peak detector

RMS - RMS detection

### VERTICAL RESULT



#### Trace Markers

Marker	Frequency (GHz)	Meter Reading (dBuV)	Det	AF T862 (dB/m)	Amp/Cb/Ftr/Pad (dB)	DC Corr (dB)	Corrected Reading (dBuV/m)	Average Limit (dBuV/m)	Margin (dB)	Peak Limit (dBuV/m)	PK Margin (dB)	Azimuth (Degs)	Height (cm)	Polarity
1	* 5.35	41.69	Pk	34.6	-17.3	0	58.99	-	-	74	-15.01	166	124	V
3	* 5.35	32.48	RMS	34.6	-17.3	1.22	51	54	-3	-	-	166	124	V
4	* 5.35	32.53	RMS	34.6	-17.3	1.22	51.05	54	-2.95	-	-	166	124	V
2	* 5.353	44.48	Pk	34.6	-17.3	0	61.78	-	-	74	-12.22	166	124	V

\* - indicates frequency in CFR47 Pt 15 / IC RSS-Restricted Band

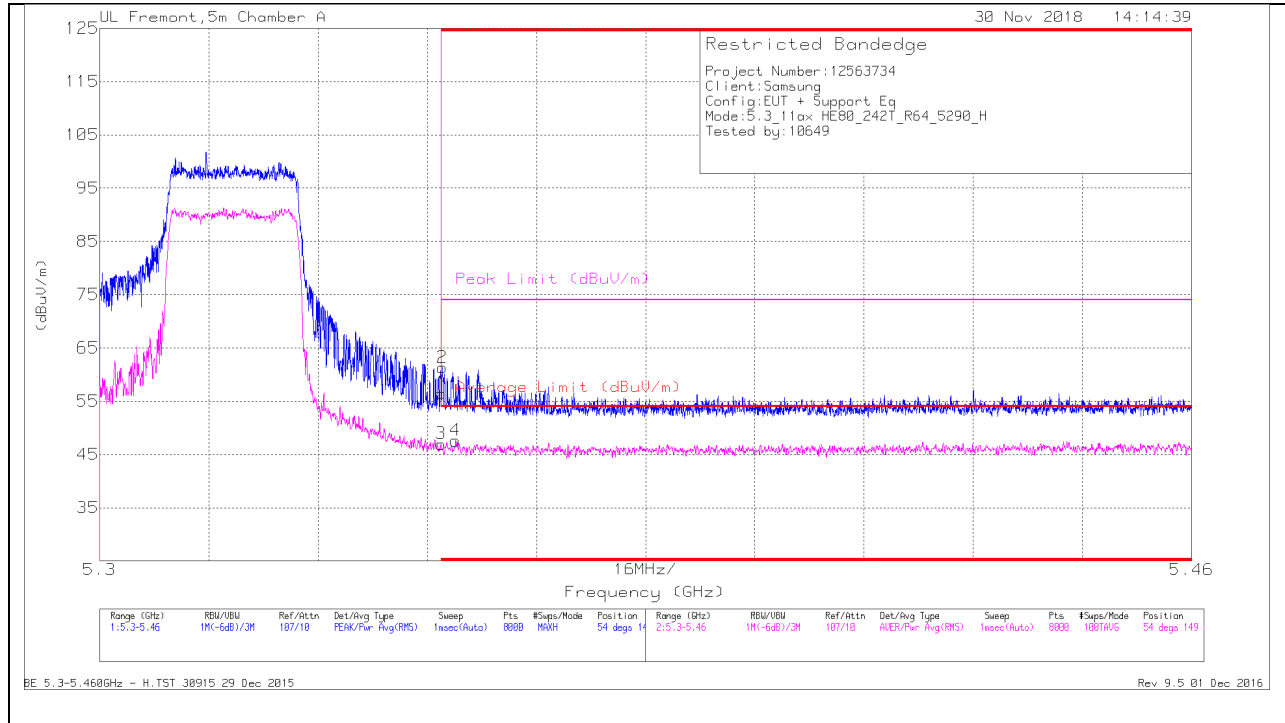
Pk - Peak detector

RMS - RMS detection

**2TX Antenna 1 + Antenna 2 OFDMA MODE – 242-Tones, RU Index 64**

**BANDEDGE (MID CHANNEL)**

**HORIZONTAL RESULT**



**Trace Markers**

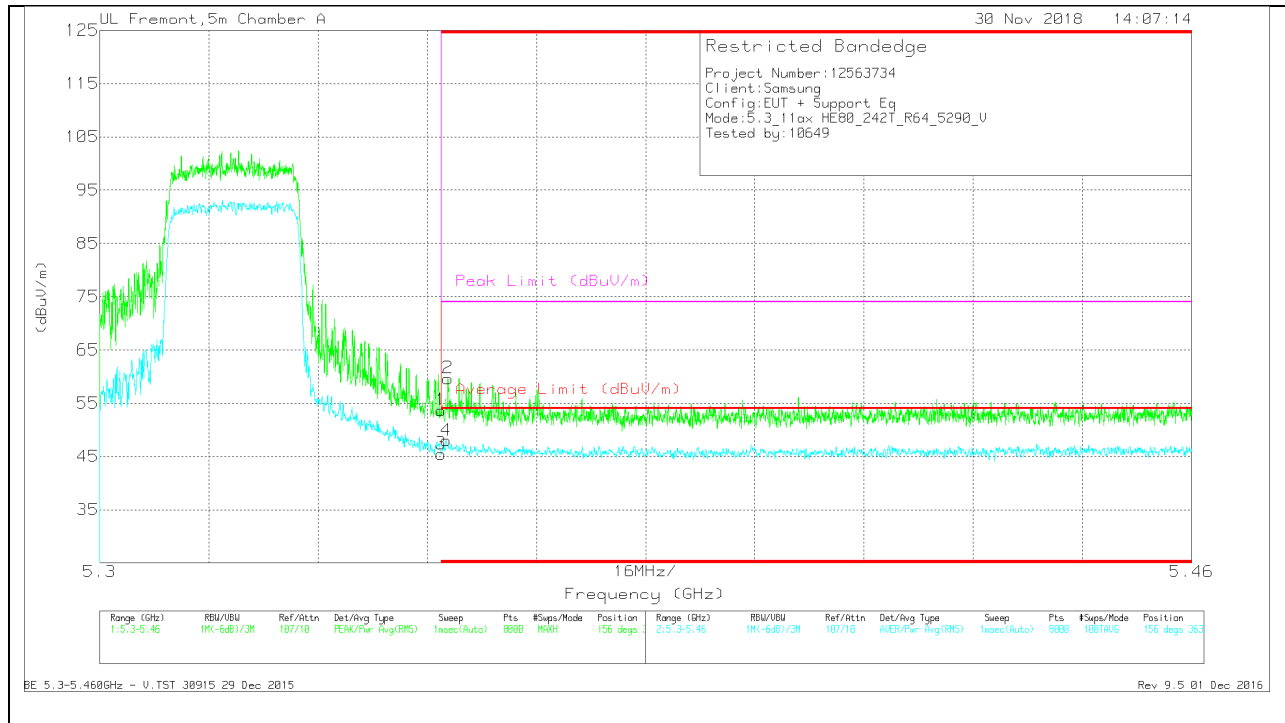
Marker	Frequency (GHz)	Meter Reading (dBuV)	Det	AF T862 (dB/m)	Amp/Ch/Filt/Pad (dB)	DC Corr (dB)	Corrected Reading (dBuV/m)	Average Limit (dBuV/m)	Margin (dB)	Peak Limit (dBuV/m)	PK Margin (dB)	Azimuth (Degs)	Height (cm)	Polarity
1	* 5.35	39.16	Pk	34.6	-17.3	0	56.46	-	-	74	-17.54	54	149	H
2	* 5.35	44.02	Pk	34.6	-17.3	0	61.32	-	-	74	-12.68	54	149	H
3	* 5.35	28.94	RMS	34.6	-17.3	.72	46.96	54	-7.04	-	-	54	149	H
4	* 5.352	29.58	RMS	34.6	-17.3	.72	47.6	54	-6.4	-	-	54	149	H

\* - indicates frequency in CFR47 Pt 15 / IC RSS-Restricted Band

Pk - Peak detector

RMS - RMS detection

### VERTICAL RESULT



#### Trace Markers

Marker	Frequency (GHz)	Meter Reading (dBuV)	Det	AF T862 (dB/m)	Amp/Cb/Ftr/Pad (dB)	DC Corr (dB)	Corrected Reading (dBuV/m)	Average Limit (dBuV/m)	Margin (dB)	Peak Limit (dBuV/m)	PK Margin (dB)	Azimuth (Degs)	Height (cm)	Polarity
1	* 5.35	36.39	Pk	34.6	-17.3	0	53.69	-	-	74	-20.31	156	363	V
3	* 5.35	27.47	RMS	34.6	-17.3	.72	45.49	54	-8.51	-	-	156	363	V
2	* 5.351	42.37	Pk	34.6	-17.3	0	59.67	-	-	74	-14.33	156	363	V
4	* 5.351	29.97	RMS	34.6	-17.3	.72	47.99	54	-6.01	-	-	156	363	V

\* - indicates frequency in CFR47 Pt 15 / IC RSS-Restricted Band

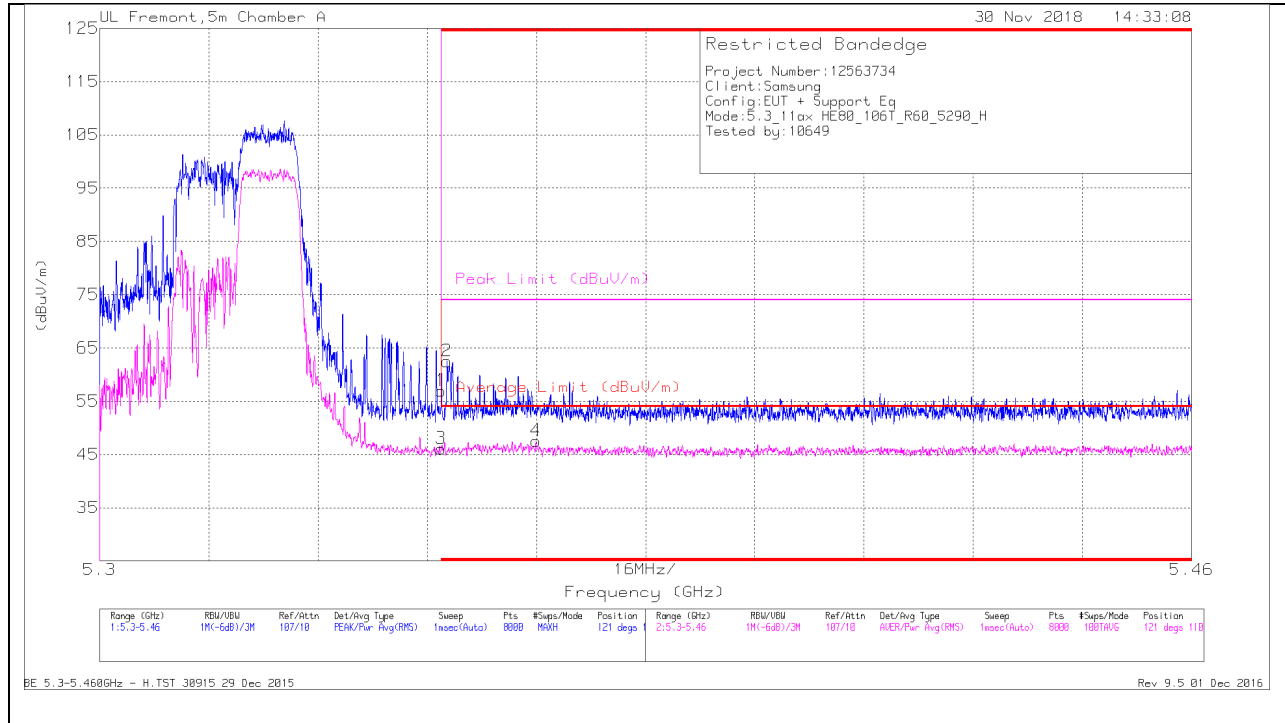
Pk - Peak detector

RMS - RMS detection

**2TX Antenna 1 + Antenna 2 OFDMA MODE – 106-Tones, RU Index 60**

**BANDEDGE (MID CHANNEL)**

**HORIZONTAL RESULT**



**Trace Markers**

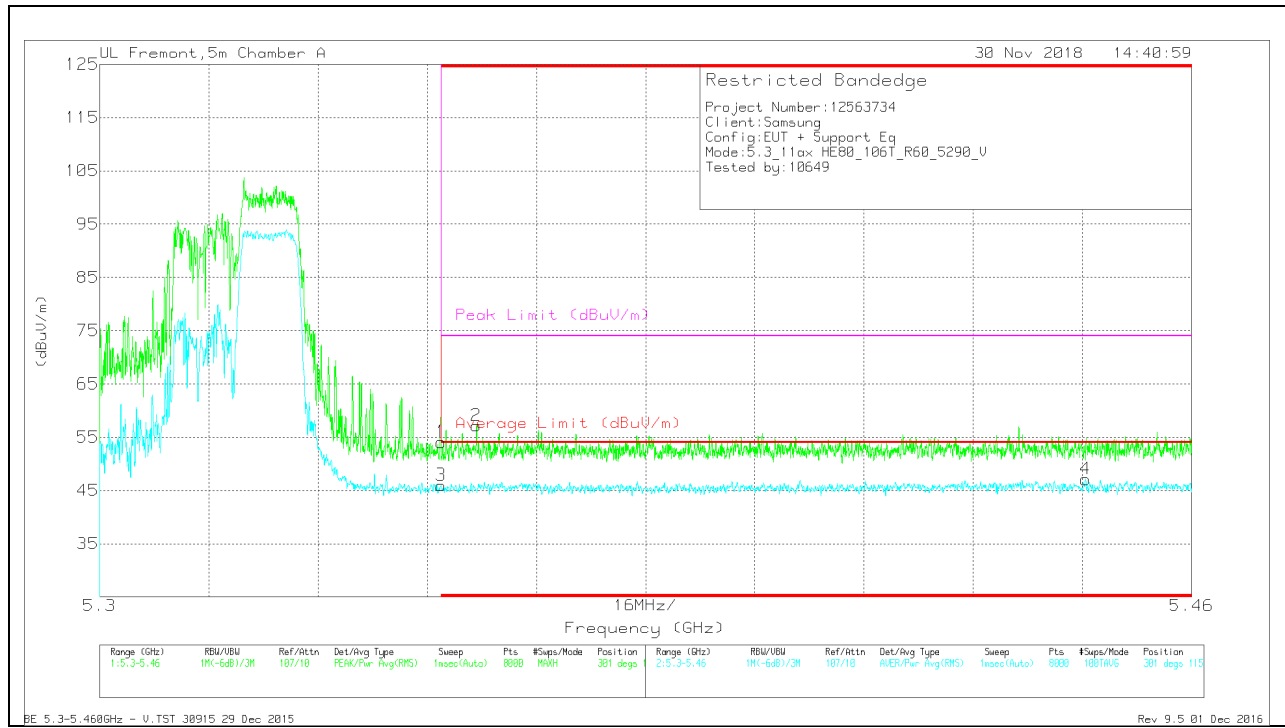
Marker	Frequency (GHz)	Meter Reading (dBuV)	Det	AF T862 (dB/m)	Amp/Ch/Fltr/Pad (dB)	DC Corr (dB)	Corrected Reading (dBuV/m)	Average Limit (dBuV/m)	Margin (dB)	Peak Limit (dBuV/m)	PK Margin (dB)	Azimuth (Degs)	Height (cm)	Polarity
1	* 5.35	39.65	Pk	34.6	-17.3	0	56.95	-	-	74	-17.05	121	110	H
3	* 5.35	28.44	RMS	34.6	-17.3	.36	46.1	54	-7.9	-	-	121	110	H
2	* 5.351	45.2	Pk	34.6	-17.3	0	62.5	-	-	74	-11.5	121	110	H
4	* 5.364	29.87	RMS	34.6	-17.3	.36	47.53	54	-6.47	-	-	121	110	H

\* - indicates frequency in CFR47 Pt 15 / IC RSS-Restricted Band

Pk - Peak detector

RMS - RMS detection

### VERTICAL RESULT



#### Trace Markers

Marker	Frequency (GHz)	Meter Reading (dBuV)	Det	AF T862 (dB/m)	Amp/Cb/Ftr/Pad (dB)	DC Corr (dB)	Corrected Reading (dBuV/m)	Average Limit (dBuV/m)	Margin (dB)	Peak Limit (dBuV/m)	PK Margin (dB)	Azimuth (Degs)	Height (cm)	Polarity
1	* 5.35	36.76	Pk	34.6	-17.3	0	54.06	-	-	74	-19.94	301	115	V
3	* 5.35	28.29	RMS	34.6	-17.3	.36	45.95	54	-8.05	-	-	301	115	V
2	* 5.355	39.85	Pk	34.6	-17.3	0	57.15	-	-	74	-16.85	301	115	V
4	* 5.444	29.25	RMS	34.7	-17.2	.36	47.11	54	-6.89	-	-	301	115	V

\* - indicates frequency in CFR47 Pt 15 / IC RSS-Restricted Band

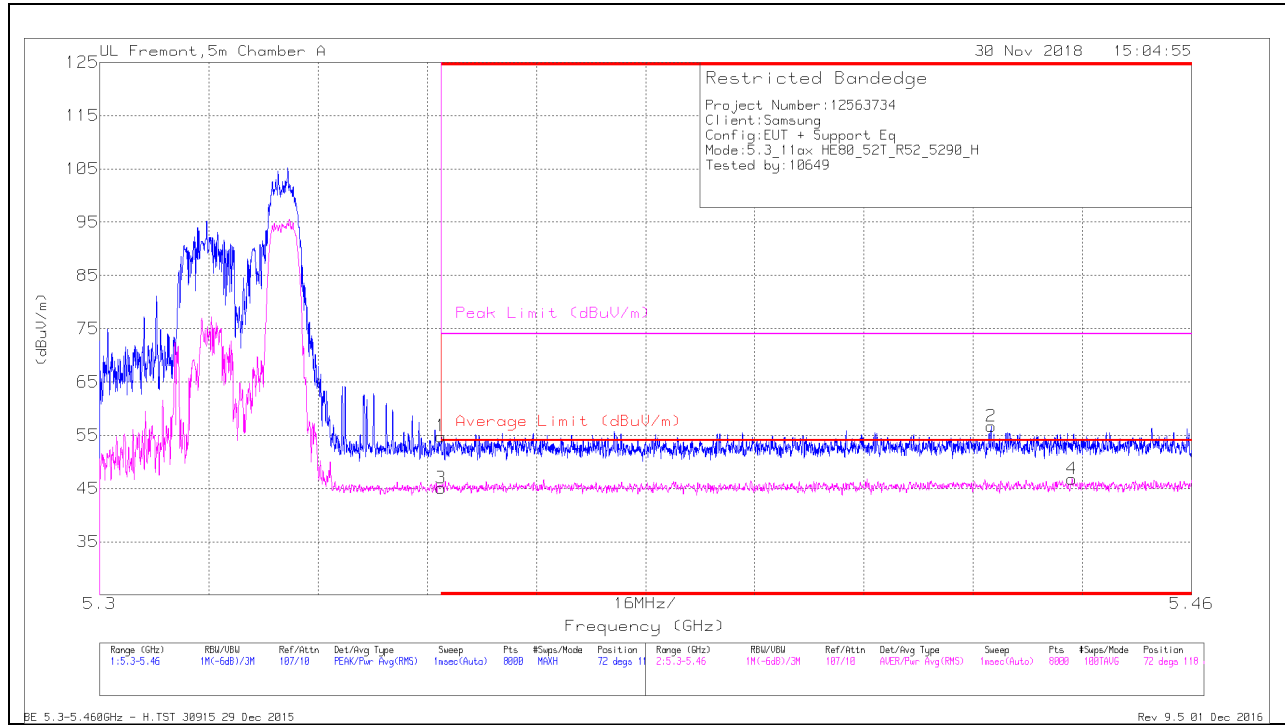
Pk - Peak detector

RMS - RMS detection

**2TX Antenna 1 + Antenna 2 OFDMA MODE – 52-Tones, RU Index 52**

**BANDEDGE (MID CHANNEL)**

**HORIZONTAL RESULT**



**Trace Markers**

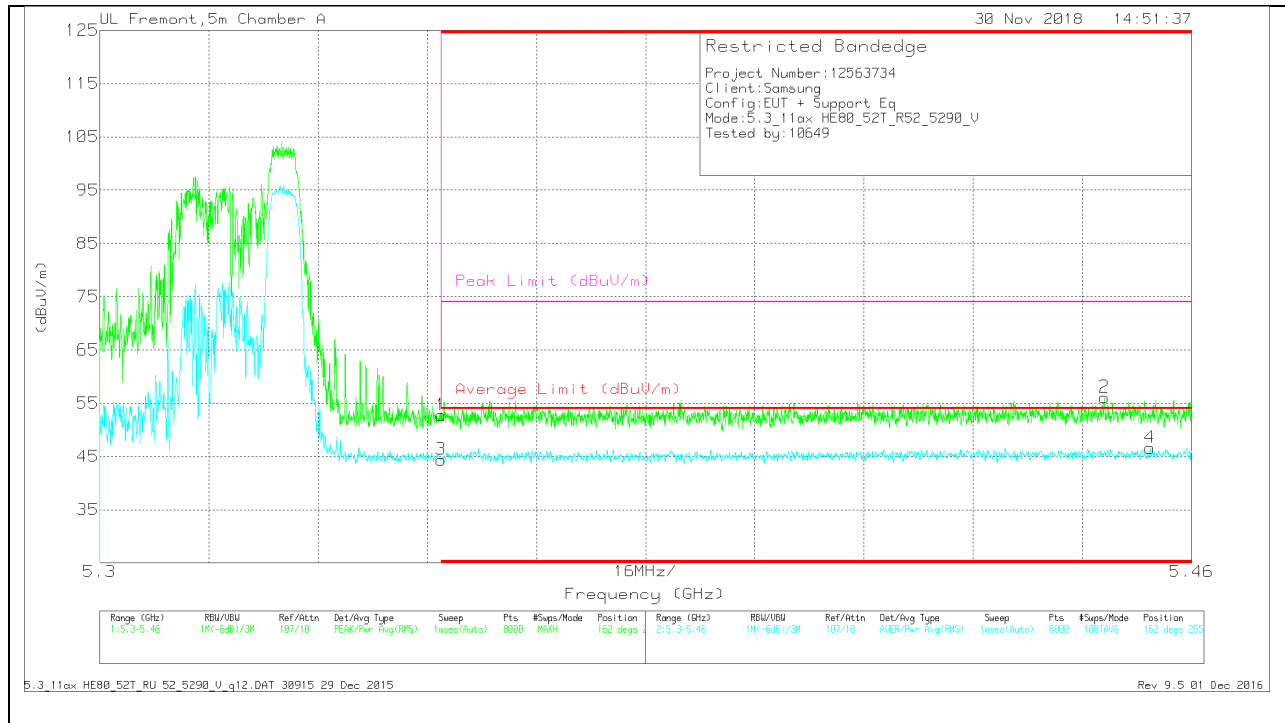
Marker	Frequency (GHz)	Meter Reading (dBuV)	Det	AF T862 (dB/m)	Amp/Cbl/Ftr/Pad (dB)	DC Corr (dB)	Corrected Reading (dBuV/m)	Average Limit (dBuV/m)	Margin (dB)	Peak Limit (dBuV/m)	PK Margin (dB)	Azimuth (Degs)	Height (cm)	Polarity
1	* 5.35	37.48	Pk	34.6	-17.3	0	54.78	-	-	74	-19.22	72	118	H
3	* 5.35	27.77	RMS	34.6	-17.3	.16	45.23	54	-8.77	-	-	72	118	H
2	* 5.431	39.17	Pk	34.7	-17.2	0	56.67	-	-	74	-17.33	72	118	H
4	* 5.442	29.28	RMS	34.7	-17.2	.16	46.94	54	-7.06	-	-	72	118	H

\* - indicates frequency in CFR47 Pt 15 / IC RSS-Restricted Band

Pk - Peak detector

RMS - RMS detection

### VERTICAL RESULT



#### Trace Markers

Marker	Frequency (GHz)	Meter Reading (dBuV)	Det	AF T862 (dB/m)	Amp/Cb/Ftr/Pad (dB)	DC Corr (dB)	Corrected Reading (dBuV/m)	Average Limit (dBuV/m)	Margin (dB)	Peak Limit (dBuV/m)	PK Margin (dB)	Azimuth (Degs)	Height (cm)	Polarity
1	* 5.35	35.48	Pk	34.6	-17.3	0	52.78	-	-	74	-21.22	162	255	V
3	* 5.35	26.94	RMS	34.6	-17.3	.16	44.4	54	-9.6	-	-	162	255	V
2	* 5.447	38.59	Pk	34.7	-17.2	0	56.09	-	-	74	-17.91	162	255	V
4	* 5.454	29.05	RMS	34.7	-17.3	.16	46.61	54	-7.39	-	-	162	255	V

\* - indicates frequency in CFR47 Pt 15 / IC RSS-Restricted Band

Pk - Peak detector

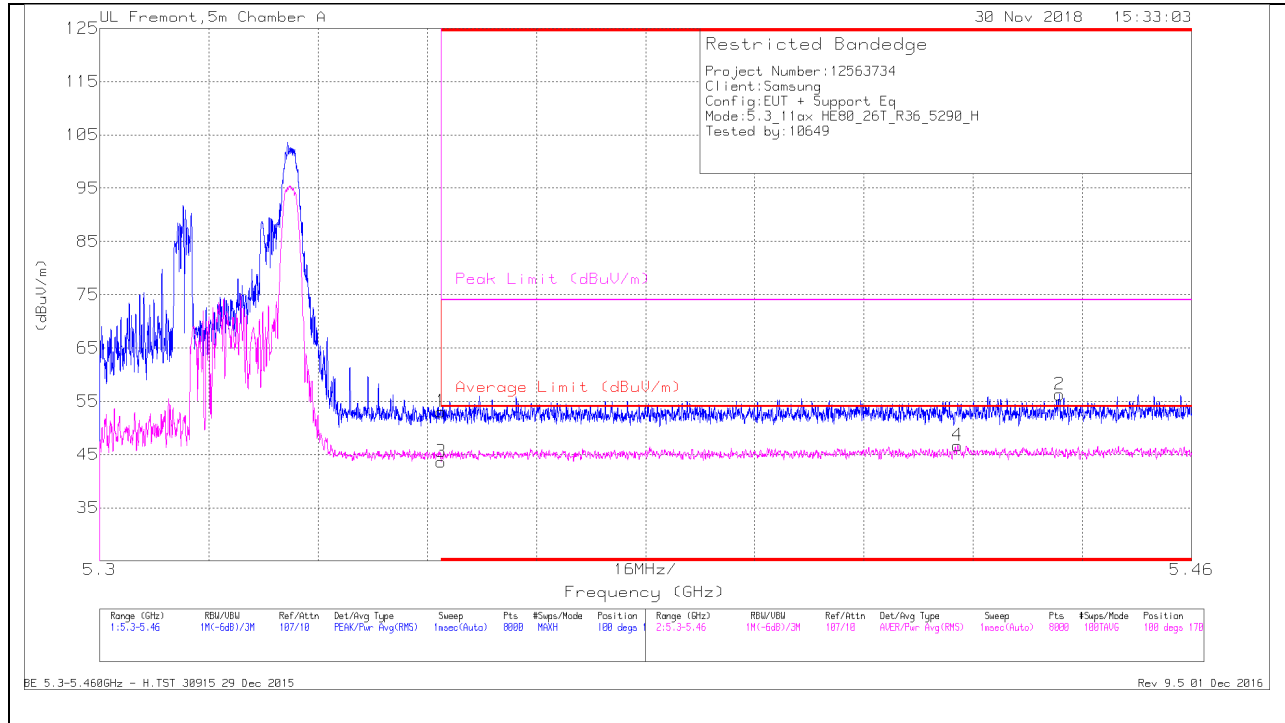
RMS - RMS detection



**2TX Antenna 1 + Antenna 2 OFDMA MODE – 26-Tones, RU Index 36**

**BANDEDGE (MID CHANNEL)**

**HORIZONTAL RESULT**



**Trace Markers**

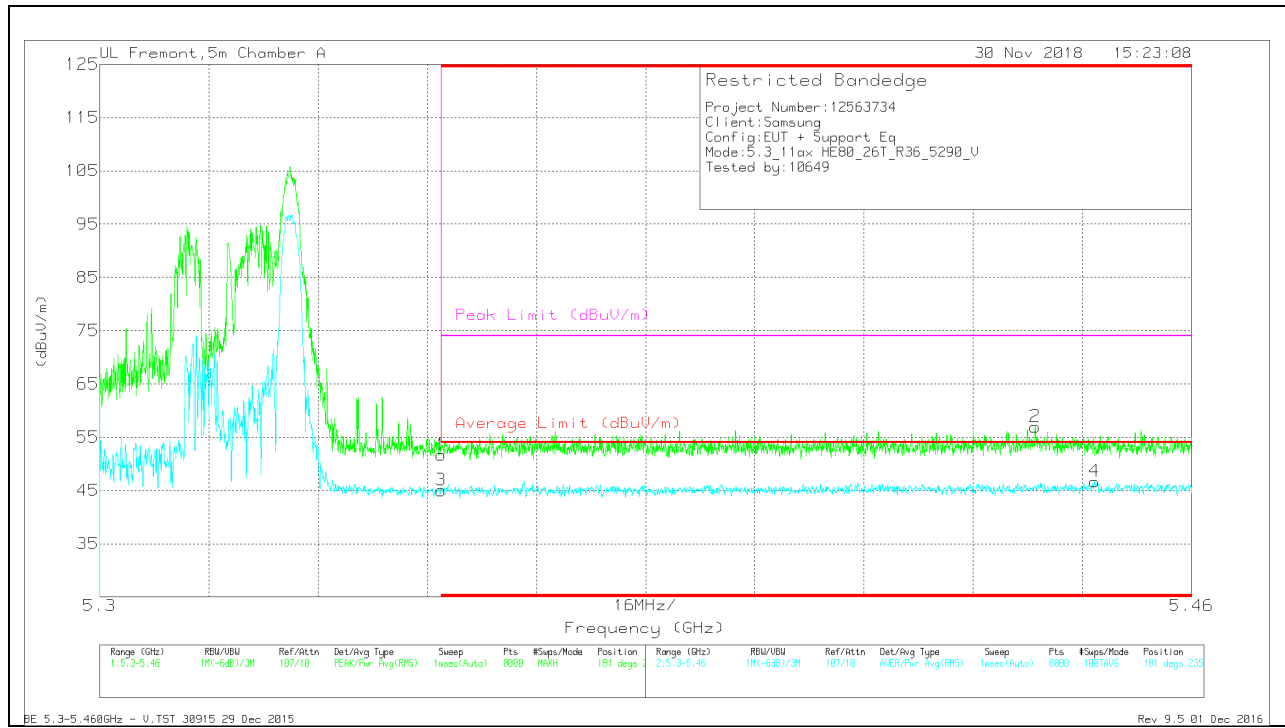
Marker	Frequency (GHz)	Meter Reading (dBuV)	Det	AF T862 (dB/m)	Amp/Ch/Fltr/Pad (dB)	DC Corr (dB)	Corrected Reading (dBuV/m)	Average Limit (dBuV/m)	Margin (dB)	Peak Limit (dBuV/m)	PK Margin (dB)	Azimuth (Degs)	Height (cm)	Polarity
1	* 5.35	35.74	Pk	34.6	-17.3	0	53.04	-	-	74	-20.96	100	170	H
3	* 5.35	26.21	RMS	34.6	-17.3	.12	43.63	54	-10.37	-	-	100	170	H
4	* 5.426	29.09	RMS	34.7	-17.2	.12	46.71	54	-7.29	-	-	100	170	H
2	* 5.441	38.77	Pk	34.7	-17.2	0	56.27	-	-	74	-17.73	100	170	H

\* - indicates frequency in CFR47 Pt 15 / IC RSS-Restricted Band

Pk - Peak detector

RMS - RMS detection

### VERTICAL RESULT



#### Trace Markers

Marker	Frequency (GHz)	Meter Reading (dBuV)	Det	AF T862 (dB/m)	Amp/Cb/Filtr/Pad (dB)	DC Corr (dB)	Corrected Reading (dBuV/m)	Average Limit (dBuV/m)	Margin (dB)	Peak Limit (dBuV/m)	PK Margin (dB)	Azimuth (Degs)	Height (cm)	Polarity
1	* 5.35	34.38	Pk	34.6	-17.3		51.68	-	-	74	-22.32	181	235	V
3	* 5.35	27.73	RMS	34.6	-17.3	0.12	45.15	54	-8.85	-	-	181	235	V
2	* 5.437	39.46	Pk	34.7	-17.2		56.96	-	-	74	-17.04	181	235	V
4	* 5.446	29.21	RMS	34.7	-17.2	0.12	46.83	54	-7.17	-	-	181	235	V

\* - indicates frequency in CFR47 Pt 15 / IC RSS-Restricted Band

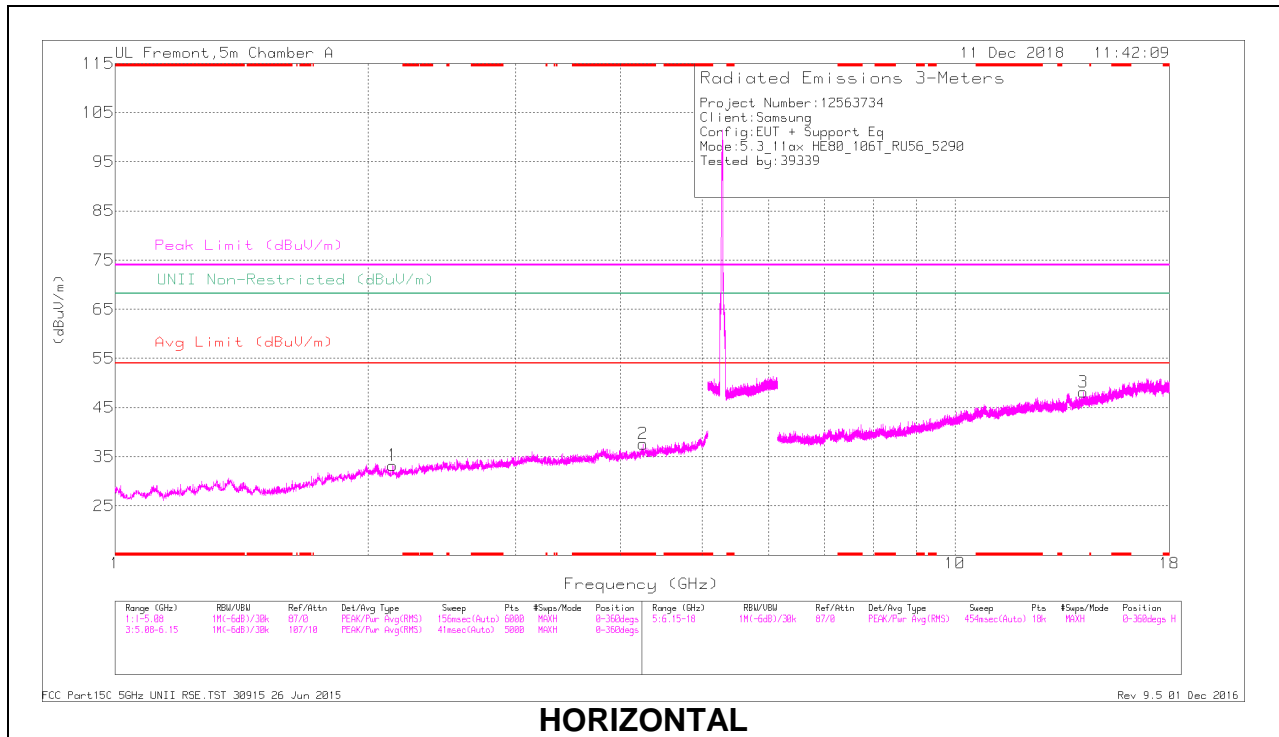
Pk - Peak detector

RMS - RMS detection

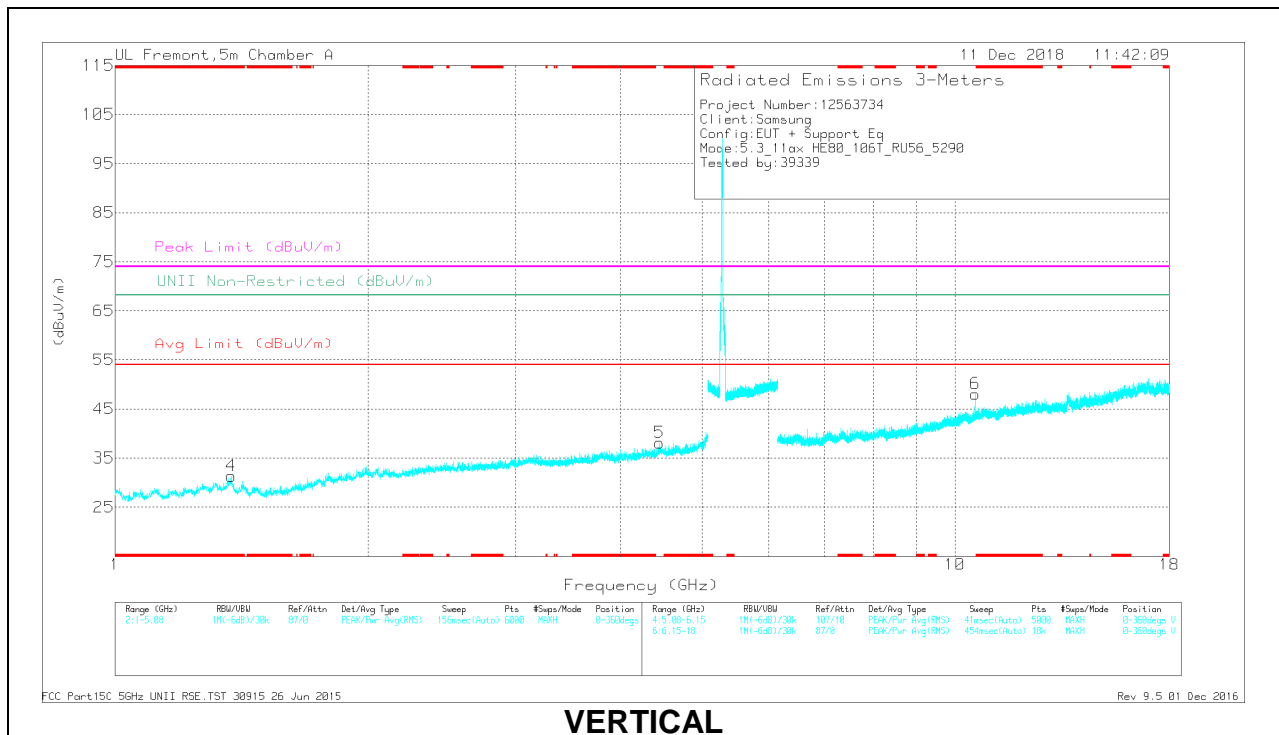
**2TX Antenna 1 + Antenna 2 OFDMA MODE – 106-Tones, RU Index 56**

**HARMONICS AND SPURIOUS EMISSIONS**

**MID CHANNEL RESULTS**



**HORIZONTAL**



**VERTICAL**

**RADIATED EMISSIONS**

Frequency (GHz)	Meter Reading (dBuV)	Det	AF T345 (dB/m)	Amp/CA/Filt/Pad (dB)	DC Corr (dB)	Corrected Reading (dBuV/m)	Avg Limit (dBuV/m)	Margin (dB)	Peak Limit (dBuV/m)	PK Margin (dB)	UNII Non-Restricted (dBuV/m)	PK Margin (dB)	Azimuth (Degs)	Height (cm)	Polarity
* 4.257	36.5	PK-U	33.7	-26.7	0	43.5	-	-	74	-30.5	-	-	233	299	H
* 4.258	24.37	ADR	33.7	-26.7	.36	31.73	54	-22.27	-	-	-	-	233	299	H
* 1.373	39.35	PK-U	29.1	-31.2	0	37.25	-	-	74	-36.75	-	-	267	221	V
* 1.373	27.55	ADR	29.1	-31.2	.36	25.81	54	-28.19	-	-	-	-	267	221	V
2.141	38.71	PK-U	31.3	-30.6	0	39.41	-	-	-	-	68.2	-28.79	234	287	H
4.448	35.67	PK-U	33.9	-26	0	43.57	-	-	-	-	68.2	-24.63	145	144	V
10.567	35.33	PK-U	37.7	-18.9	0	54.13	-	-	-	-	68.2	-14.07	244	134	V
14.221	32.37	PK-U	38.9	-17.8	0	53.47	-	-	-	-	68.2	-14.73	277	373	H

\* - indicates frequency in CFR47 Pt 15 / IC RSS-Restricted Band

PK-U - U-NII: Maximum Peak

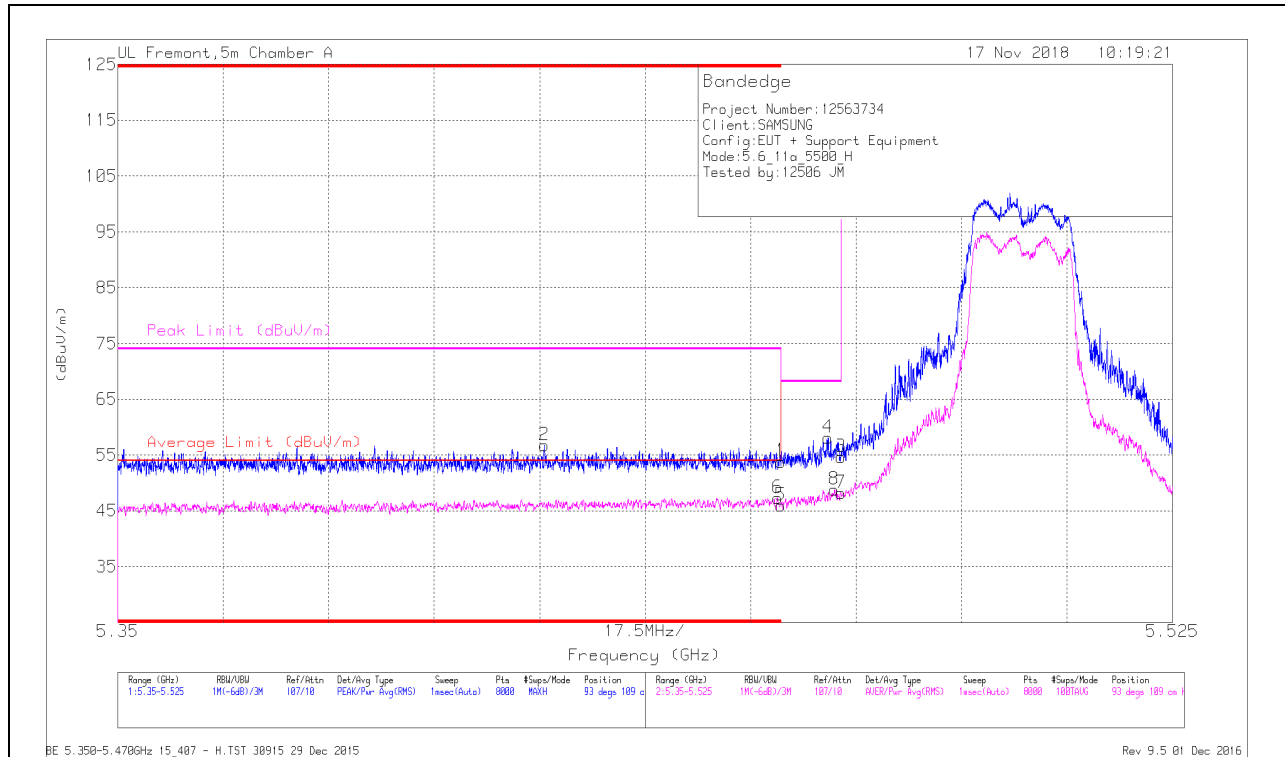
ADR - U-NII AD primary method, RMS average

**9.1.15. TX ABOVE 1 GHz 802.11a MODE IN THE 5.6 GHz BAND**

**2TX Antenna 1 + Antenna 2 CDD MODE**

**BANDEDGE (LOW CHANNEL)**

**HORIZONTAL RESULT**



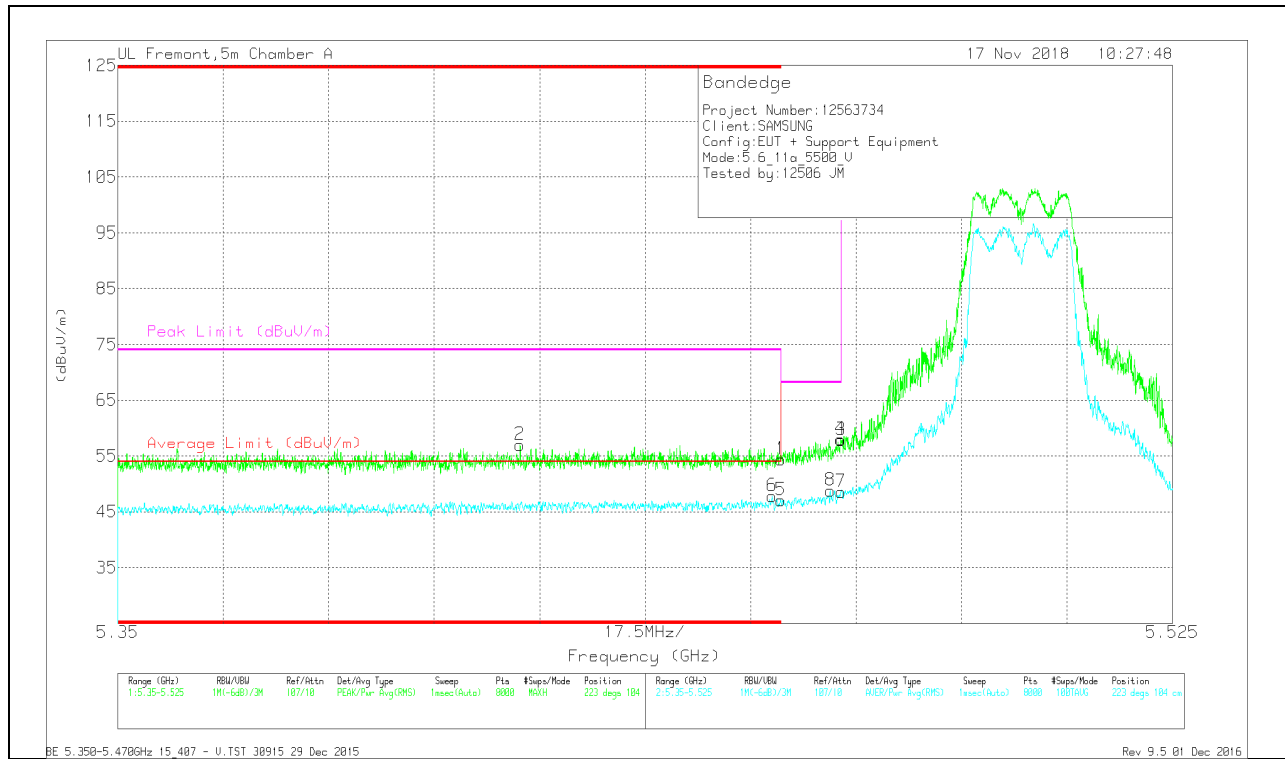
Marker	Frequency (GHz)	Meter Reading (dBuV)	Det	AF T862 (dBm)	Amp/Cb/Filtr/Pad (dB)	DC Corr (dB)	Corrected Reading (dBuV)	Average Limit (dBuV/m)	Margin (dB)	Peak Limit (dBuV/m)	PK Margin (dB)	Azimuth (Degs)	Height (cm)	Polarity
2	* 5.421	39.27	Pk	34.7	-17.2	0	56.77	-	-	74	-17.23	93	109	H
6	* 5.459	29.56	RMS	34.7	-17.2	29	47.35	54	-6.65	-	-	93	109	H
1	* 5.46	36.33	Pk	34.7	-17.2	0	53.83	-	-	74	-20.17	93	109	H
5	* 5.46	28.21	RMS	34.7	-17.2	29	46	54	-8	-	-	93	109	H
4	5.468	40.36	Pk	34.8	-17.1	0	58.06	-	-	68.2	-10.14	93	109	H
8	5.469	30.8	RMS	34.8	-17.1	29	48.79	-	-	-	-	93	109	H
3	5.47	36.98	Pk	34.8	-17.1	0	54.68	-	-	68.2	-13.52	93	109	H
7	5.47	30.17	RMS	34.8	-17.1	29	48.16	-	-	-	-	93	109	H

\* - indicates frequency in CFR47 Pt 15 / IC RSS-Restricted Band

Pk - Peak detector

RMS - RMS detection

### VERTICAL RESULT

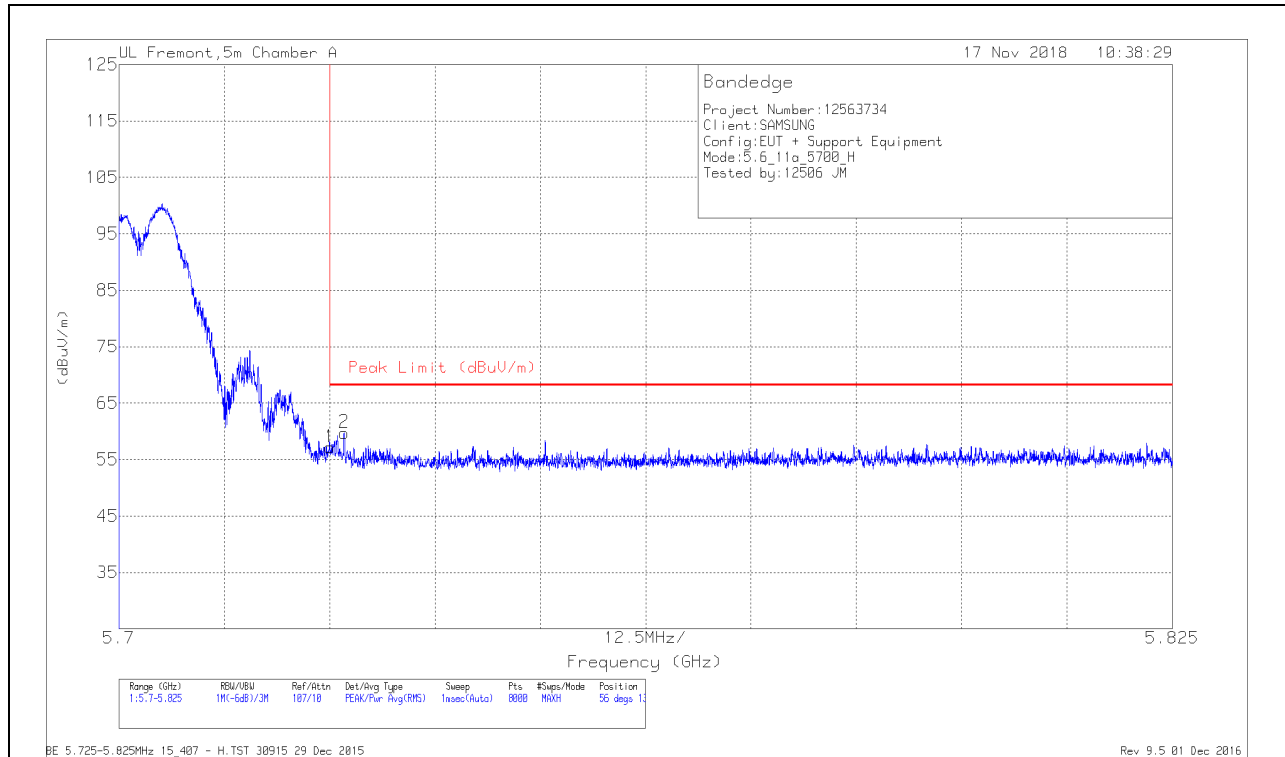


Marker	Frequency (GHz)	Meter Reading (dBuV)	Det	AF T862 (dB/m)	Amp/Cb/IFtr/Pad (dB)	DC Corr (dB)	Corrected Reading (dBuV/m)	Average Limit (dBuV/m)	Margin (dB)	Peak Limit (dBuV/m)	PK Margin (dB)	Azimuth (Degs)	Height (cm)	Polarity
2	* 5.417	39.45	Pk	34.7	-17.2	0	56.95	-	-	74	-17.05	223	104	V
6	* 5.459	29.97	RMS	34.7	-17.2	.29	47.76	54	-6.24	-	-	223	104	V
1	* 5.46	36.87	Pk	34.7	-17.2	0	54.37	-	-	74	-19.63	223	104	V
5	* 5.46	29.29	RMS	34.7	-17.2	.29	47.08	54	-6.92	-	-	223	104	V
8	5.468	30.77	RMS	34.8	-17.1	.29	48.76	-	-	-	-	223	104	V
3	5.47	40.15	Pk	34.8	-17.1	0	57.95	-	-	68.2	-10.35	223	104	V
4	5.47	40.27	Pk	34.8	-17.1	0	57.97	-	-	68.2	-10.23	223	104	V
7	5.47	30.55	RMS	34.8	-17.1	.29	48.54	-	-	-	-	223	104	V

\* - indicates frequency in CFR47 Pt 15 / IC RSS-Restricted Band  
 Pk - Peak detector  
 RMS - RMS detection

**BANEDGE (HIGH CHANNEL)**

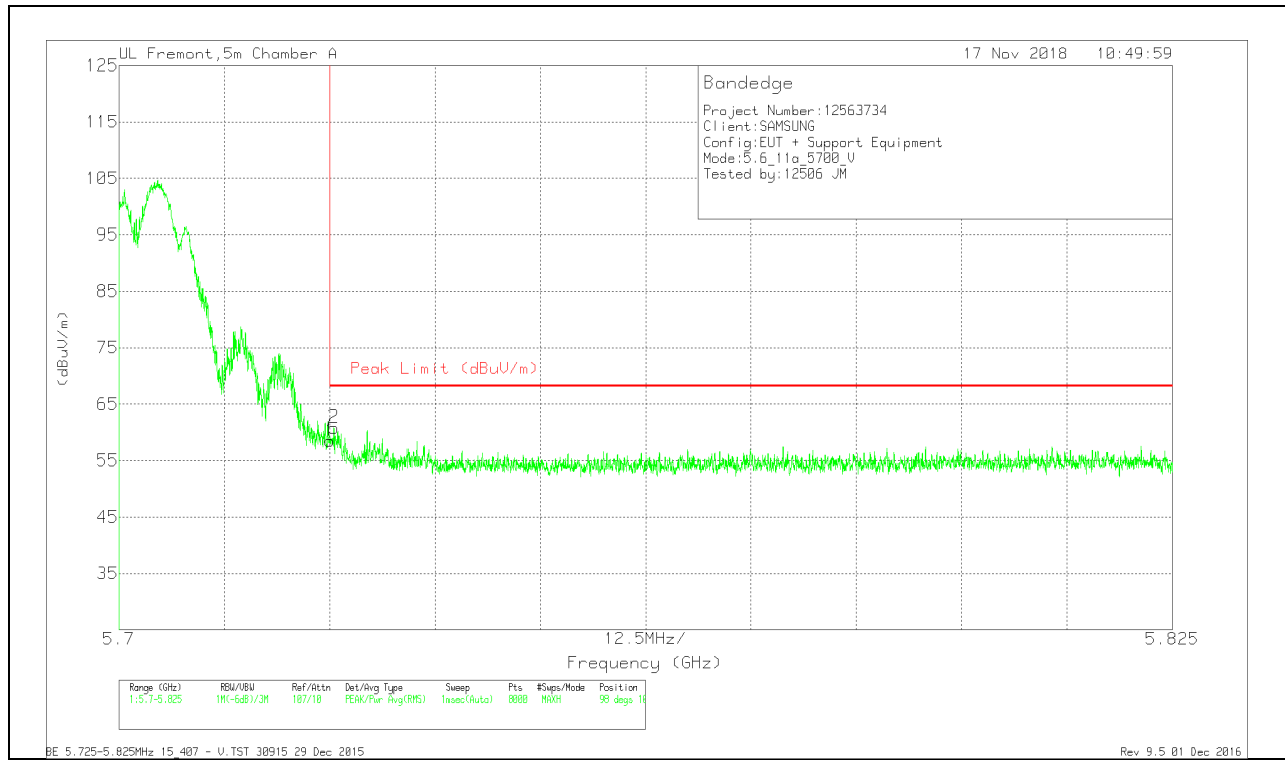
**HORIZONTAL RESULT**



Marker	Frequency (GHz)	Meter Reading (dBuV)	Det	AF T862 (dB/m)	Amp/Cbl/Filtr/Pad (dB)	DC Corr (dB)	Corrected Reading (dBuV/m)	Peak Limit (dBuV/m)	PK Margin (dB)	Azimuth (Degs)	Height (cm)	Polarity
1	5.725	39.08	Pk	35	-16.9	0	57.18	68.2	-11.02	56	133	H
2	5.727	41.55	Pk	35	-16.8	0	59.75	68.2	-8.45	56	133	H

\* - indicates frequency in CFR47 Pt 15 / IC RSS-Restricted Band  
 Pk - Peak detector

### VERTICAL RESULT



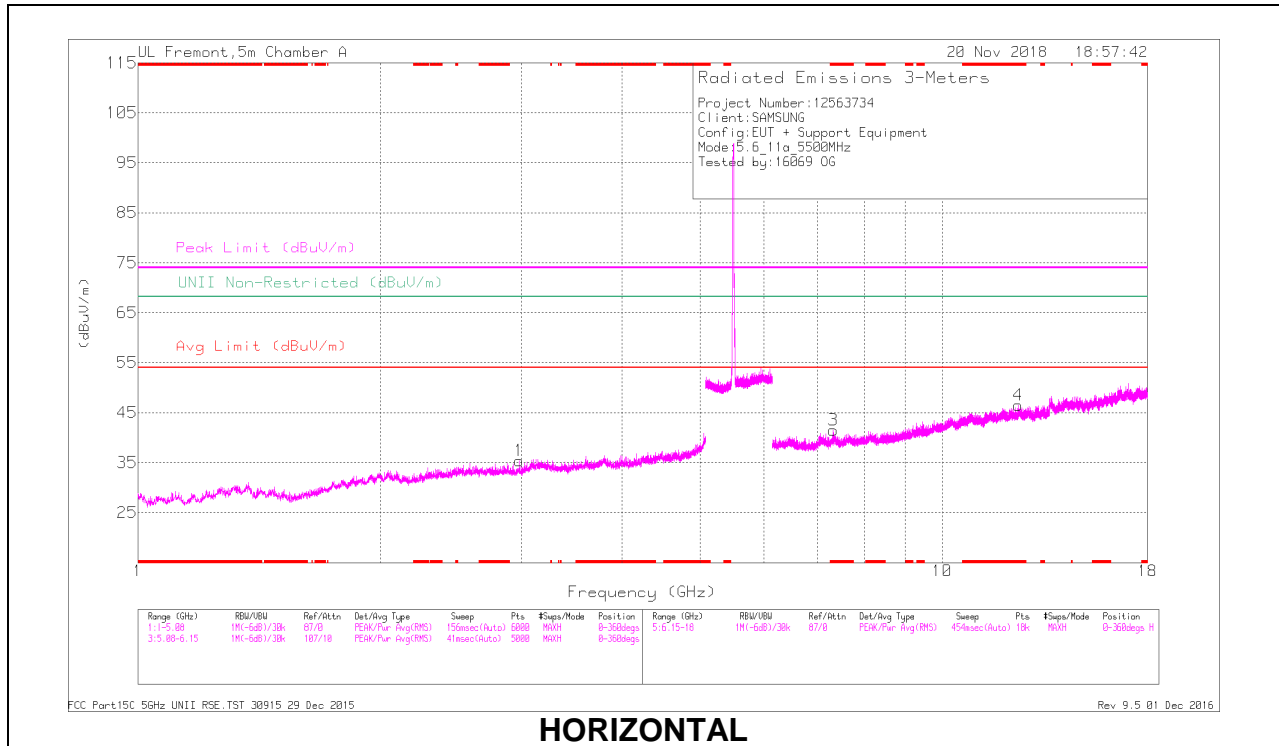
Marker	Frequency (GHz)	Meter Reading (dBuV)	Det	AF T862 (dB/m)	Amp/Cb/Filtr/Pad (dB)	Corrected Reading (dBuV/m)	Peak Limit (dBuV/m)	PK Margin (dB)	Azimuth (Degs)	Height (cm)	Polarity
1	5.725	40.4	Pk	35	-16.9	58.5	68.2	-9.7	98	103	V
2	5.726	42.63	Pk	35	-16.8	60.83	68.2	-7.37	98	103	V

\* - indicates frequency in CFR47 Pt 15 / IC RSS-Restricted Band  
 Pk - Peak detector

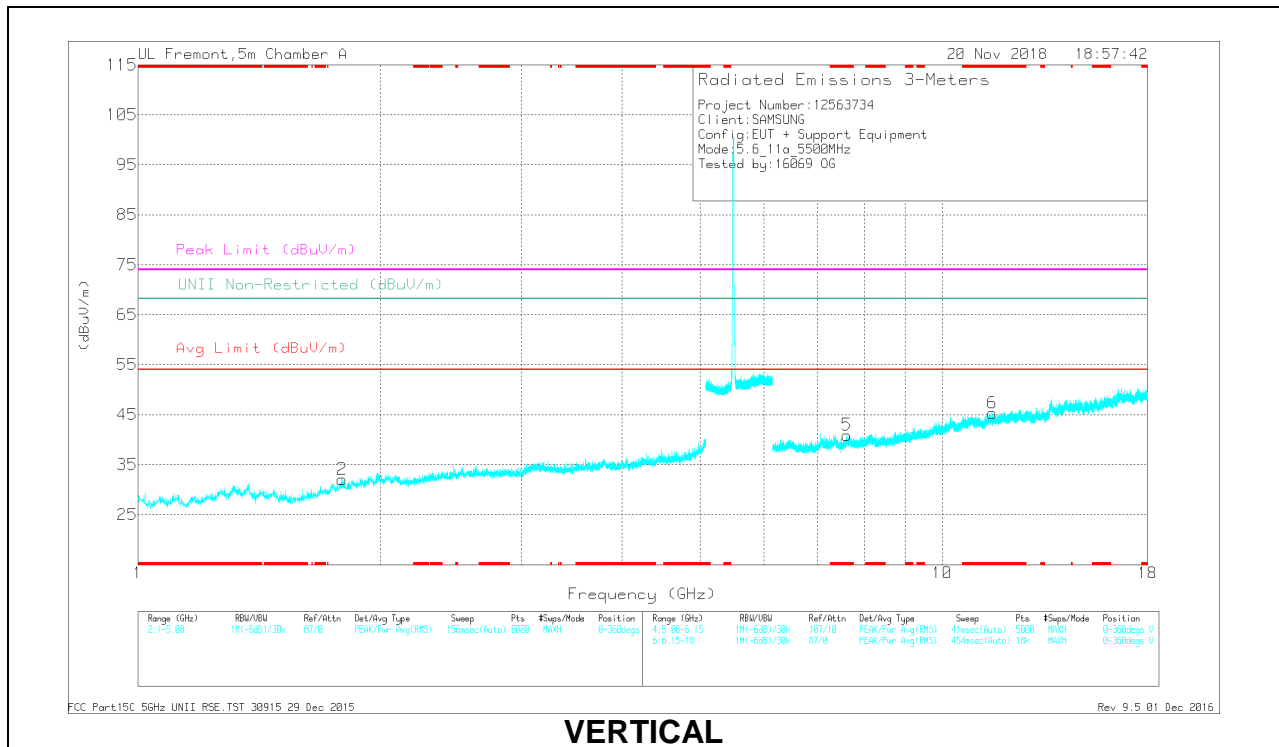


**HARMONICS AND SPURIOUS EMISSIONS**

**LOW CHANNEL RESULTS**



**HORIZONTAL**



**VERTICAL**

**RADIATED EMISSIONS**

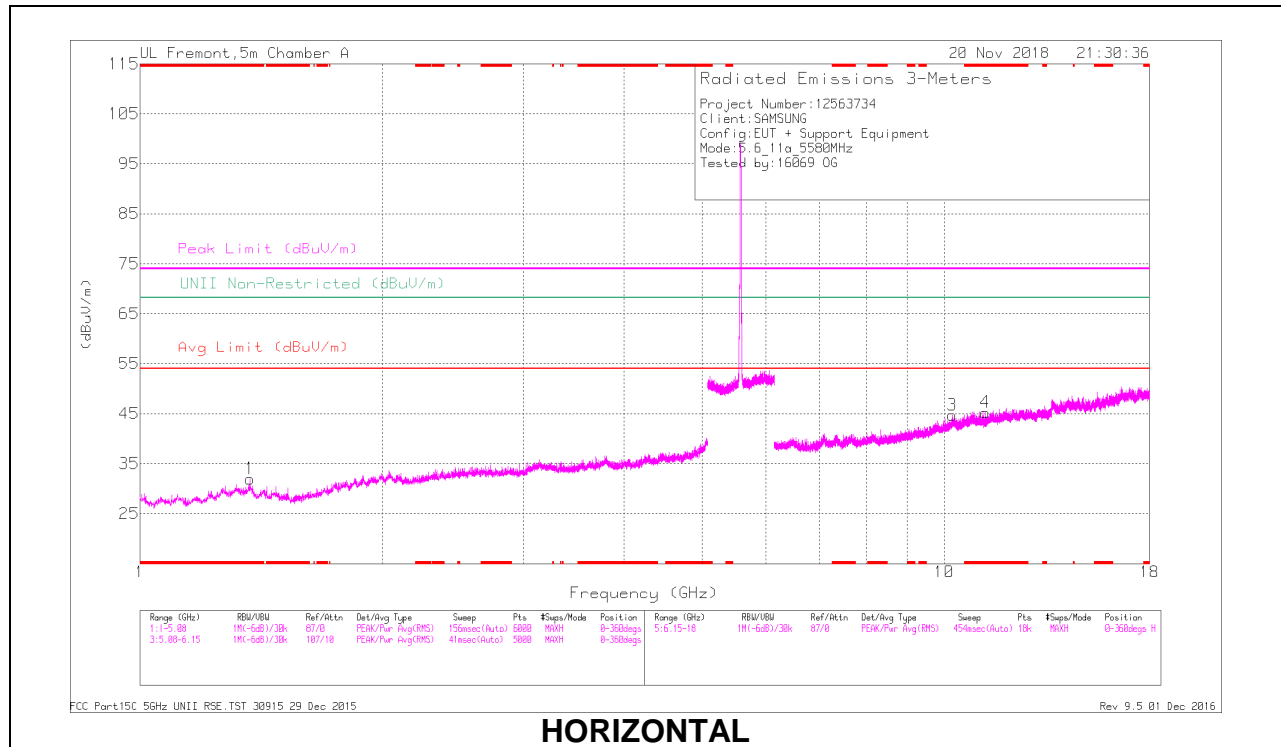
Frequency (GHz)	Meter Reading (dBuV)	Det	AF 1862 (dB/m)	Amp/Cb/Filt/Pad (dB)	DC Corr (dB)	Corrected Reading (dBuV/m)	Avg Limit (dBuV/m)	Margin (dB)	Peak Limit (dBuV/m)	Margin (dB)	UNII Non-Restricted (dBuV/m)	PK Margin (dB)	Azimuth (Degs)	Height (cm)	Polarity
* 7.321	32.28	PK-U	35.7	-22.4	0	45.58	-	-	74	-28.42	-	-	119	189	H
* 7.321	20.83	ADR	35.7	-22.4	29	34.42	54	-19.58	-	-	-	-	119	189	H
* 12.43	31.45	PK-U	39	-18.7	0	51.75	-	-	74	-22.25	-	-	15	277	H
* 12.43	19.45	ADR	39	-18.7	29	40.04	54	-13.96	-	-	-	-	15	277	H
* 7.614	32.2	PK-U	35.7	-21.6	0	46.3	-	-	74	-27.7	-	-	223	167	V
* 7.614	20.71	ADR	35.7	-21.6	29	35.1	54	-18.9	-	-	-	-	223	167	V
* 11.542	31.38	PK-U	38.4	-19.1	0	50.68	-	-	74	-23.32	-	-	174	214	V
* 11.542	19.69	ADR	38.4	-19.1	29	39.28	54	-14.72	-	-	-	-	174	214	V
1.794	39.05	PK-U	30.1	-30.9	0	38.25	-	-	-	-	68.2	-29.95	296	101	V
2.98	38.74	PK-U	32.3	-29.9	0	41.14	-	-	-	-	68.2	-27.06	360	101	H

\* - indicates frequency in CFR47 Pt 15 / IC RSS-Restricted Band

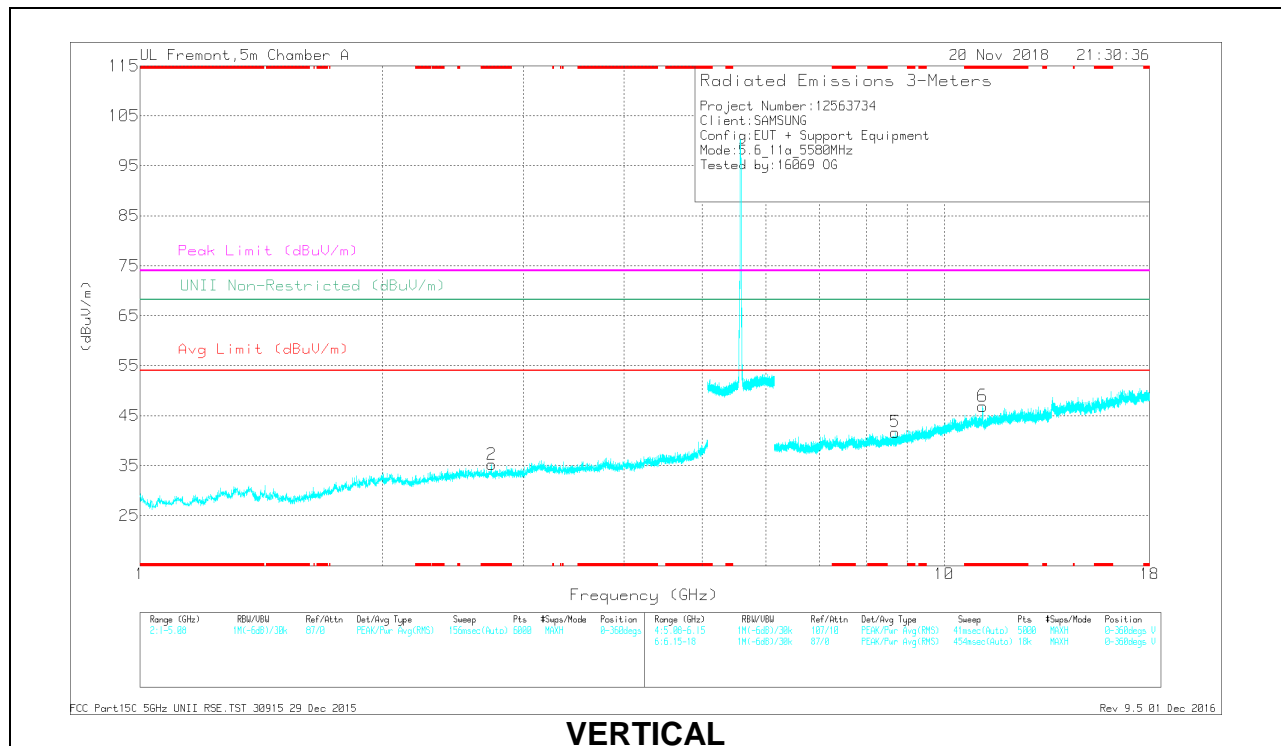
PK-U - U-NII: Maximum Peak

ADR - U-NII AD primary method, RMS average

### MID CHANNEL RESULTS



**HORIZONTAL**



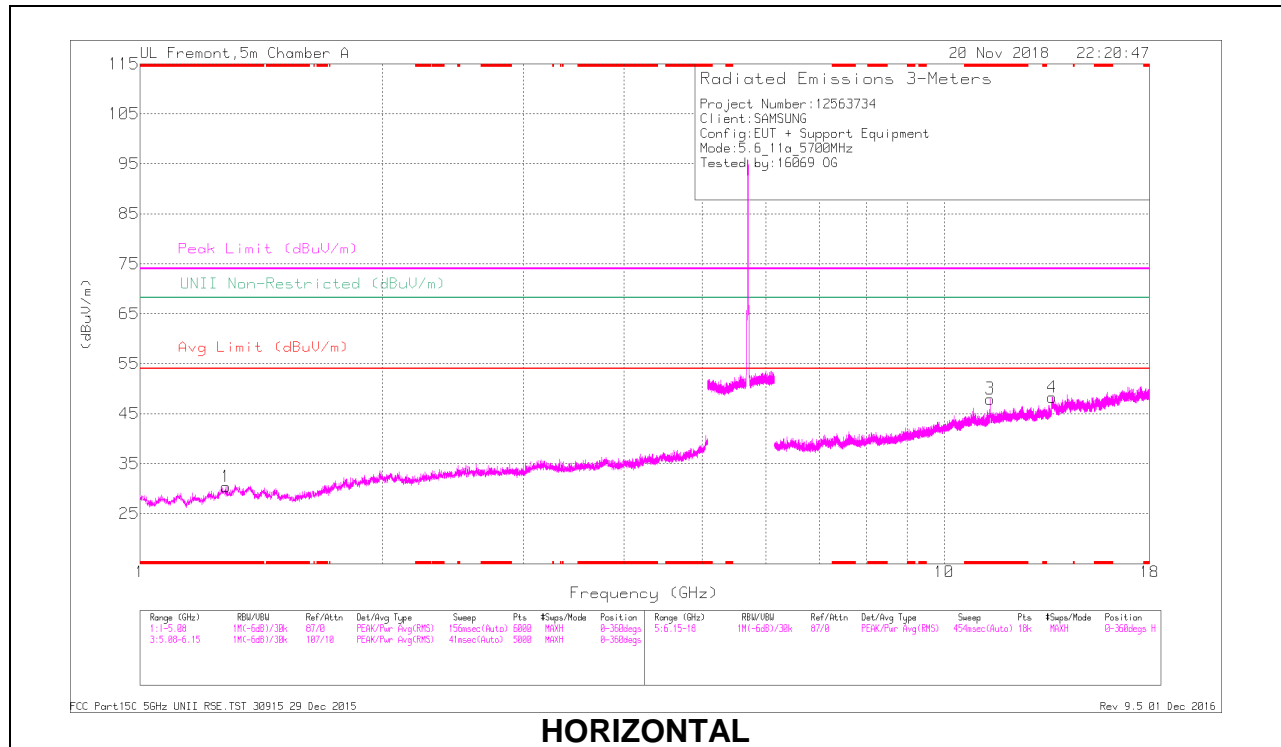
**VERTICAL**

**RADIATED EMISSIONS**

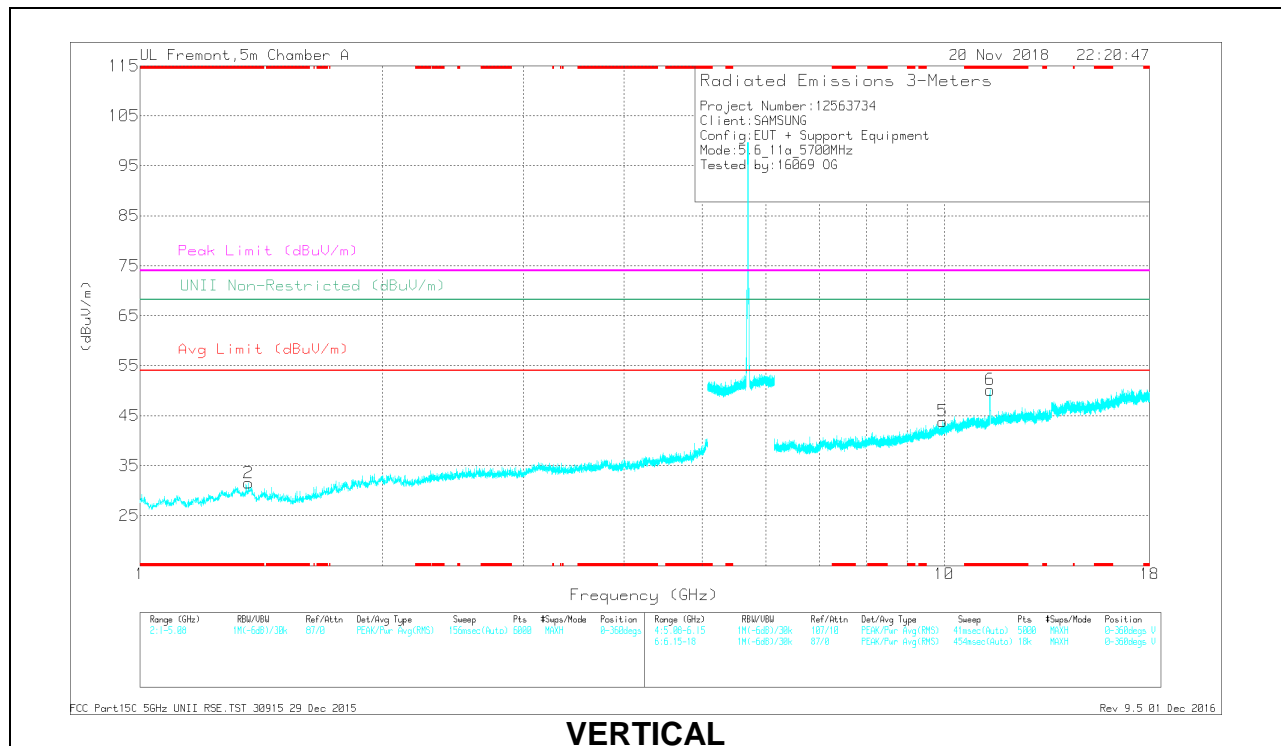
Frequency (GHz)	Meter Reading (dBuV)	Det	AF 1862 (dB/m)	Amp/Cb/Filt/Pad (dB)	DC Corr (dB)	Corrected Reading (dBuV/m)	Avg Limit (dBuV/m)	Margin (dB)	Peak Limit (dBuV/m)	Margin (dB)	UNII Non-Restricted (dBuV/m)	PK Margin (dB)	Azimuth (Degs)	Height (cm)	Polarity
* 1.37	39.34	PK-U	29.2	-31.3	0	37.24	-	-	74	-36.76	-	-	42	184	H
* 1.372	27.39	ADR	29.1	-31.2	29	25.58	54	-28.42	-	-	-	-	42	184	H
* 2.74	37.76	PK-U	32.4	-29.8	0	40.36	-	-	74	-33.64	-	-	326	268	V
* 2.738	25.66	ADR	32.4	-29.8	29	28.55	54	-25.45	-	-	-	-	326	268	V
* 11.251	30.93	PK-U	38	-19.2	0	49.73	-	-	74	-24.27	-	-	90	268	H
* 11.25	19.24	ADR	38	-19.2	29	38.33	54	-15.67	-	-	-	-	90	268	H
* 11.163	36.08	PK-U	37.9	-19.1	0	54.88	-	-	74	-19.12	-	-	13	125	V
* 11.16	23.89	ADR	37.9	-19	29	43.08	54	-10.92	-	-	-	-	13	125	V
8.696	31.96	PK-U	36	-22	0	45.96	-	-	-	-	68.2	-22.24	90	268	V
10.234	31.52	PK-U	37.5	-19.3	0	49.72	-	-	-	-	68.2	-18.48	326	268	H

\* - indicates frequency in CFR47 Pt 15 / IC RSS-Restricted Band  
 PK-U - U-NII: Maximum Peak  
 ADR - U-NII AD primary method, RMS average

### HIGH CHANNEL RESULTS



**HORIZONTAL**



**VERTICAL**

**RADIATED EMISSIONS**

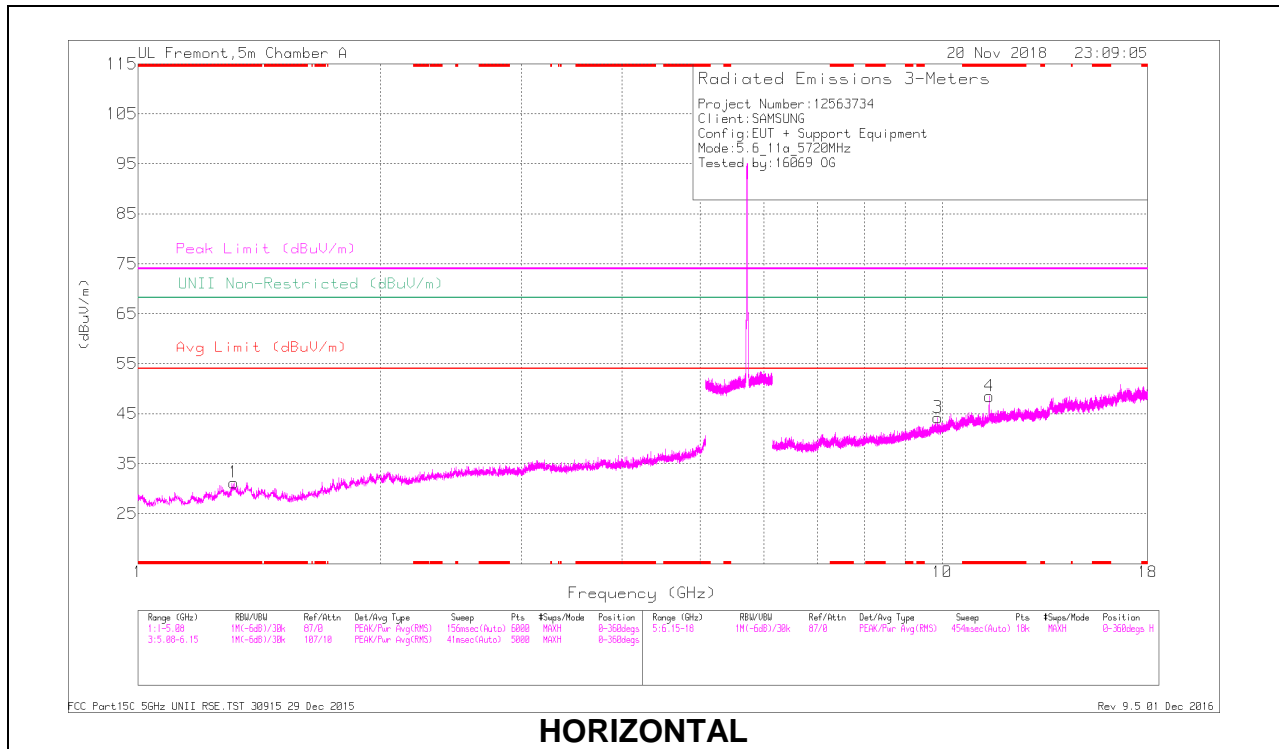
Frequency (GHz)	Meter Reading (dBuV)	Det	AF 1862 (dB/m)	Amp/Cb/Filt/Pad (dB)	DC Corr (dB)	Corrected Reading (dBuV/m)	Avg Limit (dBuV/m)	Margin (dB)	Peak Limit (dBuV/m)	Margin (dB)	UNII Non-Restricted (dBuV/m)	PK Margin (dB)	Azimuth (Degs)	Height (cm)	Polarity
* 1.277	39.45	PK-U	29.3	-32.2	0	36.55	-	-	74	-37.45	-	-	280	173	H
* 1.277	27.26	ADR	29.3	-32.2	29	24.65	54	-29.35	-	-	-	-	280	173	H
* 1.366	39.23	PK-U	29.2	-31.3	0	37.13	-	-	74	-36.67	-	-	351	219	V
* 1.366	27.24	ADR	29.2	-31.3	29	25.43	54	-28.57	-	-	-	-	351	219	V
* 11.401	34.26	PK-U	38.2	-18.9	0	53.56	-	-	74	-20.44	-	-	214	136	H
* 11.401	22.53	ADR	38.2	-18.9	29	42.12	54	-11.88	-	-	-	-	214	136	H
* 11.401	37.76	PK-U	38.2	-18.9	0	57.06	-	-	74	-16.94	-	-	314	126	V
* 11.4	26.08	ADR	38.2	-18.9	29	45.67	54	-8.33	-	-	-	-	314	126	V
9.95	31.87	PK-U	37.2	-20.3	0	48.77	-	-	-	-	68.2	-19.43	164	152	V
13.613	33.04	PK-U	39.2	-18.3	0	53.94	-	-	-	-	68.2	-14.26	200	136	H

\* - indicates frequency in CFR47 Pt 15 / IC RSS-Restricted Band

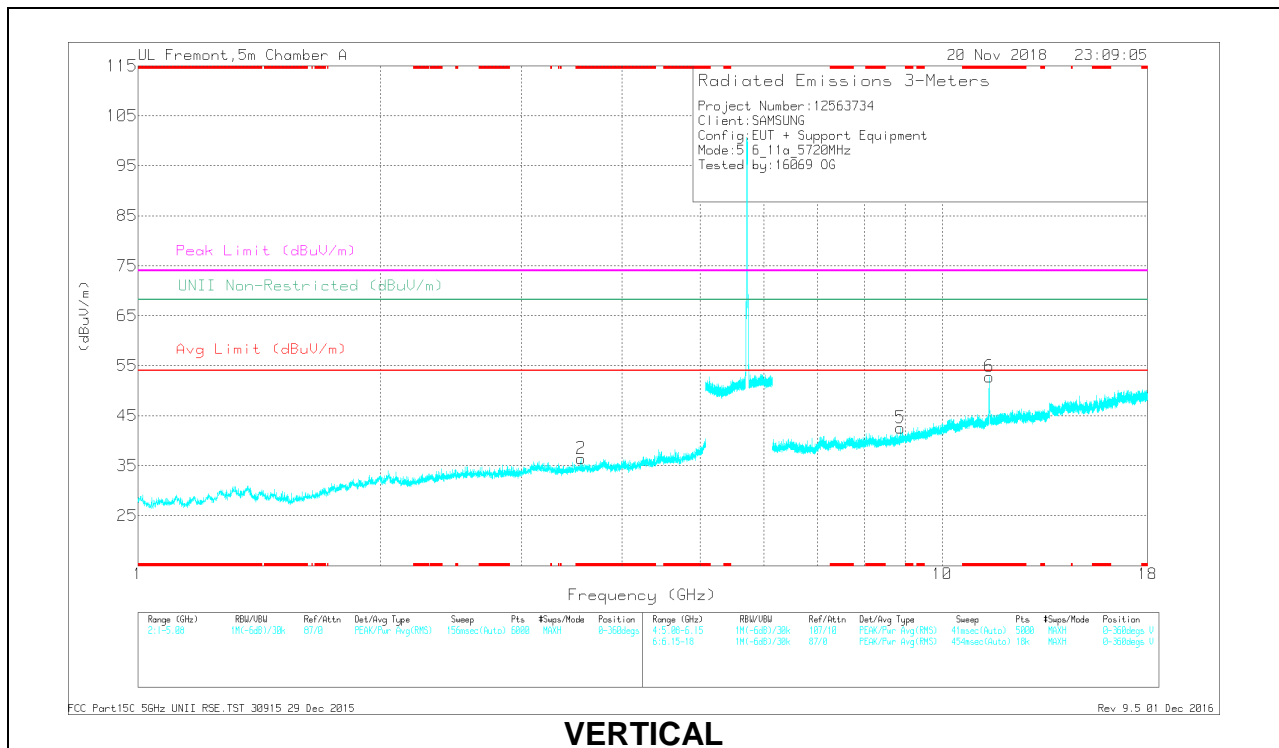
PK-U - U-NII: Maximum Peak

ADR - U-NII AD primary method, RMS average

### CHANNEL 144 RESULTS



**HORIZONTAL**



**VERTICAL**

**RADIATED EMISSIONS**

Frequency (GHz)	Meter Reading (dBuV)	Det	AF 1862 (dB/m)	Amp/Cb/Filt/Pad (dB)	DC Corr (dB)	Corrected Reading (dBuV/m)	Avg Limit (dBuV/m)	Margin (dB)	Peak Limit (dBuV/m)	Margin (dB)	UNII Non-Restricted (dBuV/m)	PK Margin (dB)	Azimuth (Degs)	Height (cm)	Polarity
* 1.316	39.77	PK-U	29.5	-31.8	0	37.47	-	-	74	-36.53	-	-	27	180	H
1.315	27.48	ADR	29.5	-31.8	29	25.47	54	-28.53	-	-	-	-	27	180	H
* 3.556	37.6	PK-U	33	-28.5	0	42.1	-	-	74	-31.9	-	-	79	305	V
* 3.555	25.05	ADR	33	-28.5	29	29.84	54	-24.16	-	-	-	-	79	305	V
* 11.44	34.57	PK-U	38.2	-18.7	0	54.07	-	-	74	-19.93	-	-	41	109	H
* 11.439	23.16	ADR	38.2	-18.7	29	42.95	54	-11.05	-	-	-	-	41	109	H
* 11.441	37.01	PK-U	38.2	-18.6	0	56.61	-	-	74	-17.39	-	-	210	103	V
* 11.439	24.9	ADR	38.2	-18.7	29	44.69	54	-9.31	-	-	-	-	210	103	V
8.867	32.38	PK-U	36.1	-22	0	46.48	-	-	-	-	68.2	-21.72	82	174	V
9.877	32.06	PK-U	37.1	-20.6	0	48.56	-	-	-	-	68.2	-19.64	134	289	H

\* - indicates frequency in CFR47 Pt 15 / IC RSS-Restricted Band  
 PK-U - U-NII: Maximum Peak  
 ADR - U-NII AD primary method, RMS average

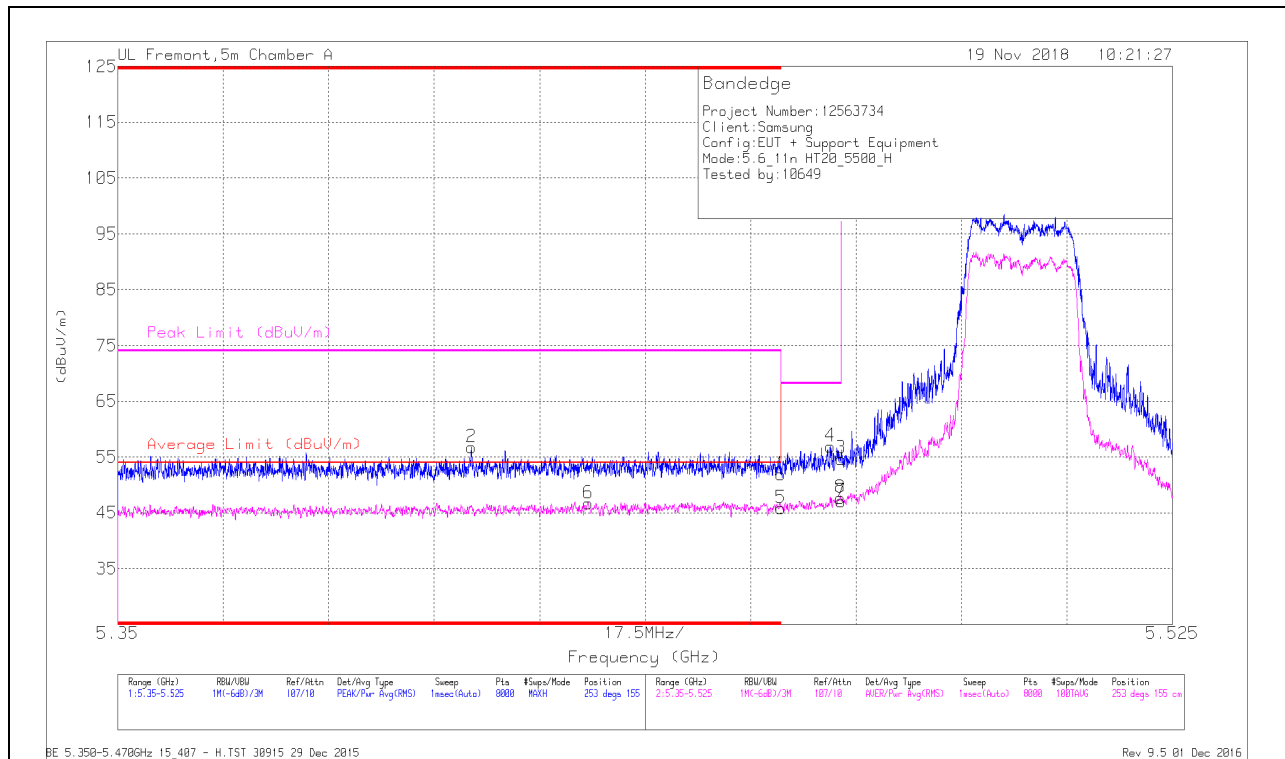


**9.1.16. TX ABOVE 1 GHz 802.11n HT20 MODE IN THE 5.6 GHz BAND**

**2TX Antenna 1 + Antenna 2 CDD MODE**

**BANDEDGE (LOW CHANNEL)**

**HORIZONTAL RESULT**



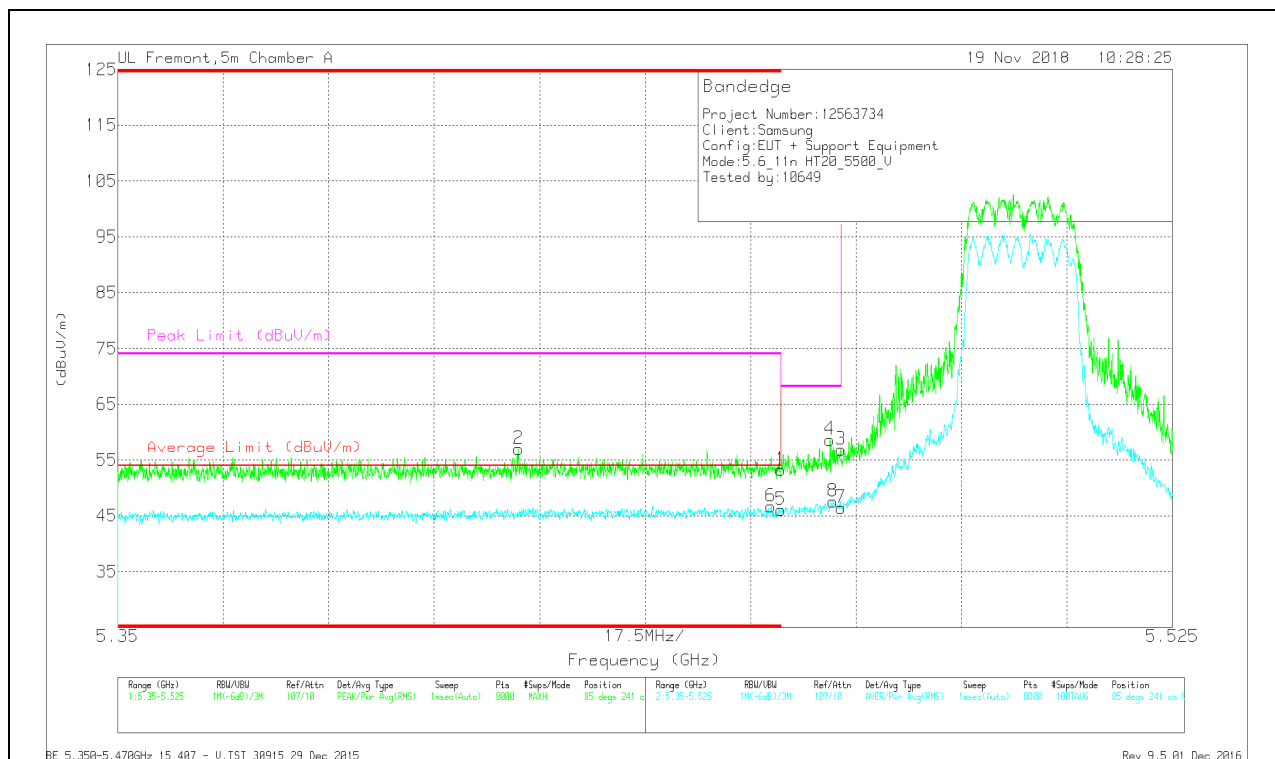
Marker	Frequency (GHz)	Meter Reading (dBUV)	Det	AF T862 (dBm)	Amp/Cb/Filtr/Pad (dB)	DC Corr (dB)	Corrected Reading (dBUV)	Average Limit (dBUV/m)	Margin (dB)	Peak Limit (dBUV/m)	PK Margin (dB)	Azimuth (Degs)	Height (cm)	Polarity
2	* 5.409	39.31	Pk	34.7	-17.3	0	56.71	-	-	74	-17.29	253	155	H
6	* 5.428	29.14	RMS	34.7	-17.2	.31	46.95	54	-7.05	-	-	253	155	H
1	* 5.46	34.35	Pk	34.7	-17.2	0	51.85	-	-	74	-22.15	253	155	H
5	* 5.46	28.3	RMS	34.7	-17.2	.31	46.11	54	-7.89	-	-	253	155	H
4	5.468	39.23	Pk	34.8	-17.1	0	56.93	-	-	68.2	-11.27	253	155	H
3	5.47	37	Pk	34.8	-17.1	0	54.7	-	-	68.2	-13.5	253	155	H
7	5.47	29.42	RMS	34.8	-17.1	.31	47.43	-	-	-	-	253	155	H
8	5.47	30.01	RMS	34.8	-17.1	.31	48.02	-	-	-	-	253	155	H

\* - indicates frequency in CFR47 Pt 15 / IC RSS-Restricted Band

Pk - Peak detector

RMS - RMS detection

### VERTICAL RESULT

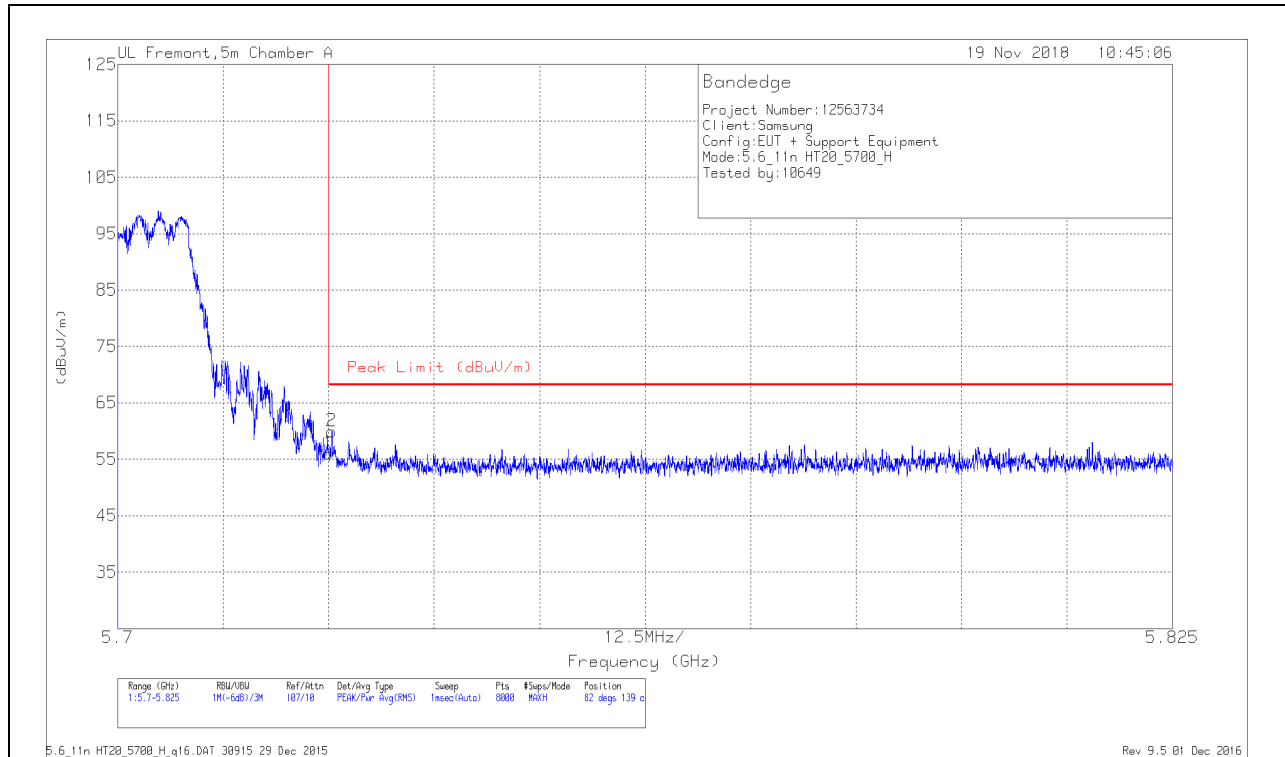


Marker	Frequency (GHz)	Meter Reading (dBuV)	Det	AF T862 (dB/m)	Amp/Cbl/Filtr/Pad (dB)	DC Corr (dB)	Corrected Reading (dBuV/m)	Average Limit (dBuV/m)	Margin (dB)	Peak Limit (dBuV/m)	PK Margin (dB)	Azimuth (Degs)	Height (cm)	Polarity
2	* 5.416	39.44	Pk	34.7	-17.2	0	56.94	-	-	74	-17.06	85	241	V
6	* 5.458	29.22	RMS	34.7	-17.2	.31	47.03	54	-6.91	-	-	85	241	V
1	* 5.46	35.82	Pk	34.7	-17.2	0	53.32	-	-	74	-20.68	85	241	V
5	* 5.46	28.55	RMS	34.7	-17.2	.31	46.36	54	-7.64	-	-	85	241	V
4	5.468	40.97	Pk	34.8	-17.1	0	58.67	-	-	68.2	-9.53	85	241	V
8	5.469	29.85	RMS	34.8	-17.1	.31	47.86	-	-	-	-	85	241	V
3	5.47	39.15	Pk	34.8	-17.1	0	56.85	-	-	68.2	-11.35	85	241	V
7	5.47	28.74	RMS	34.8	-17.1	.31	46.75	-	-	-	-	85	241	V

\* - indicates frequency in CFR47 Pt 15 / IC RSS-Restricted Band  
 Pk - Peak detector  
 RMS - RMS detection

**BANDEDGE (HIGH CHANNEL)**

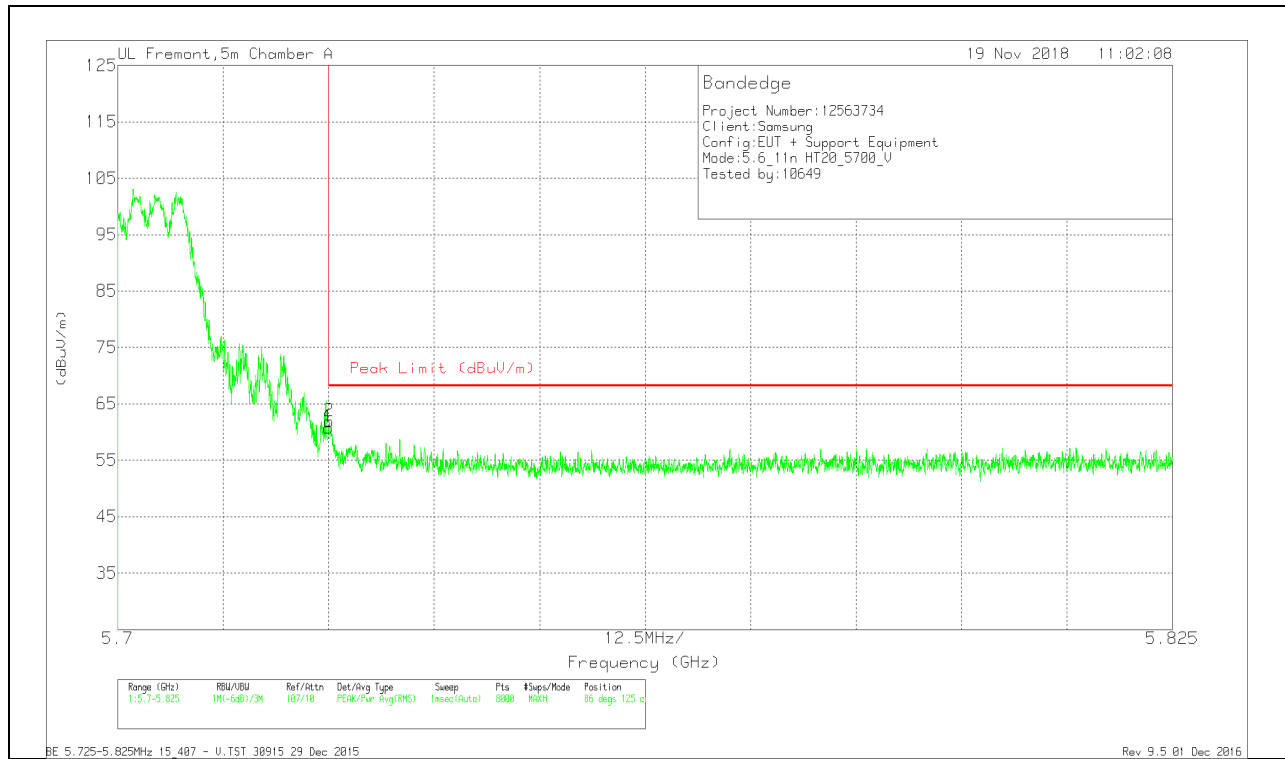
**HORIZONTAL RESULT**



Marker	Frequency (GHz)	Meter Reading (dBuV)	Det	AF T862 (dB/m)	Amp/Cbl/Fitr/Pad (dB)	Corrected Reading (dBuV/m)	Peak Limit (dBuV/m)	PK Margin (dB)	Azimuth (Degs)	Height (cm)	Polarity
1	5.725	37.86	Pk	35	-16.9	55.96	68.2	-12.24	82	139	H
2	5.725	41.83	Pk	35	-16.9	59.93	68.2	-8.27	82	139	H

Pk - Peak detector

### VERTICAL RESULT

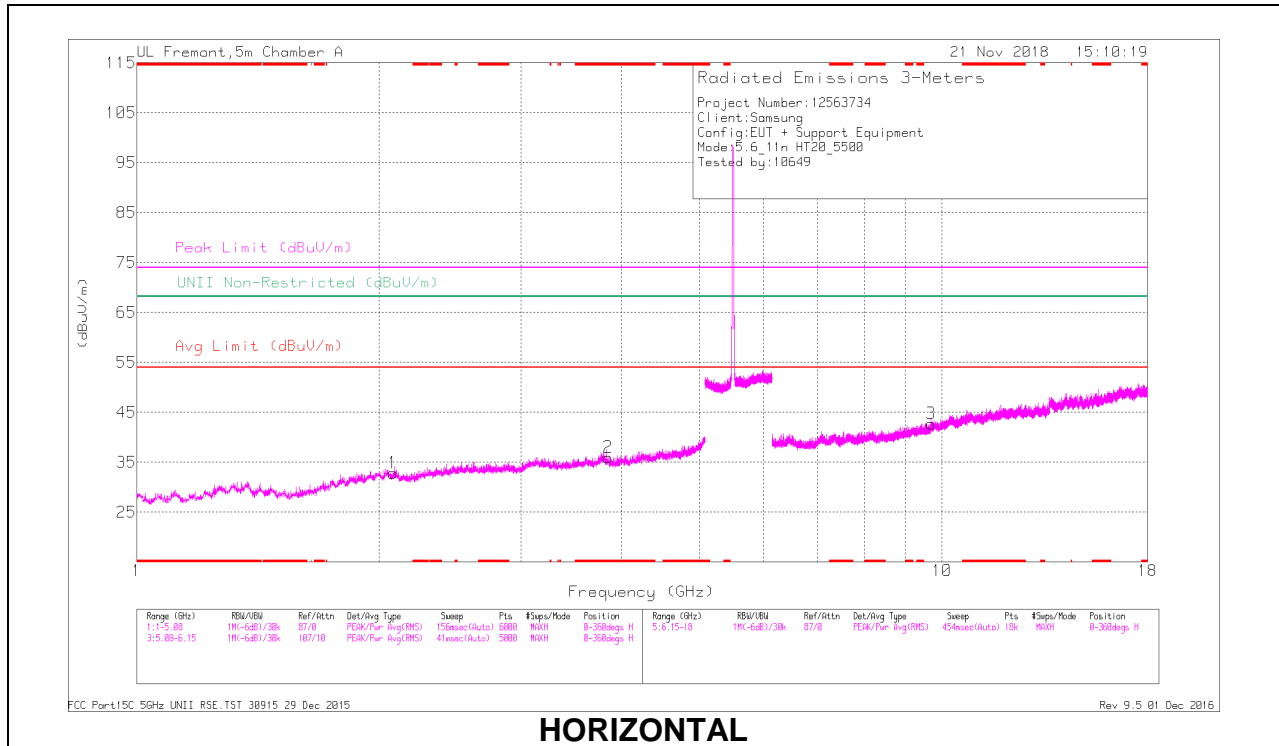


Marker	Frequency (GHz)	Meter Reading (dBuV)	Det	AF T862 (dB/m)	Amp/Cb/Filtr/Pad (dB)	Corrected Reading (dBuV/m)	Peak Limit (dBuV/m)	PK Margin (dB)	Azimuth (Degs)	Height (cm)	Polarity
1	5.725	42.74	Pk	35	-16.9	60.84	68.2	-7.36	86	125	V
2	5.725	43.85	Pk	35	-16.9	61.95	68.2	-6.25	86	125	V

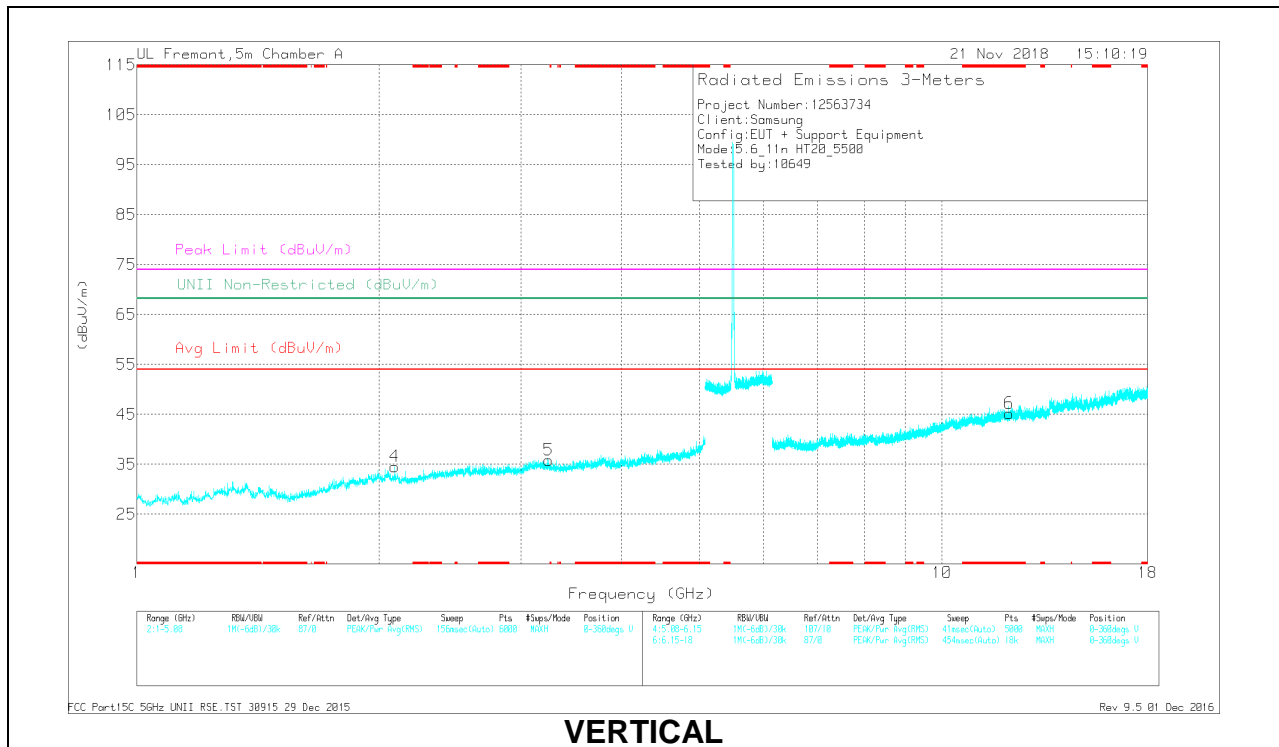
\* - indicates frequency in CFR47 Pt 15 / IC RSS-Restricted Band  
 Pk - Peak detector

**HARMONICS AND SPURIOUS EMISSIONS**

**LOW CHANNEL RESULTS**



**HORIZONTAL**



**VERTICAL**

**RADIATED EMISSIONS**

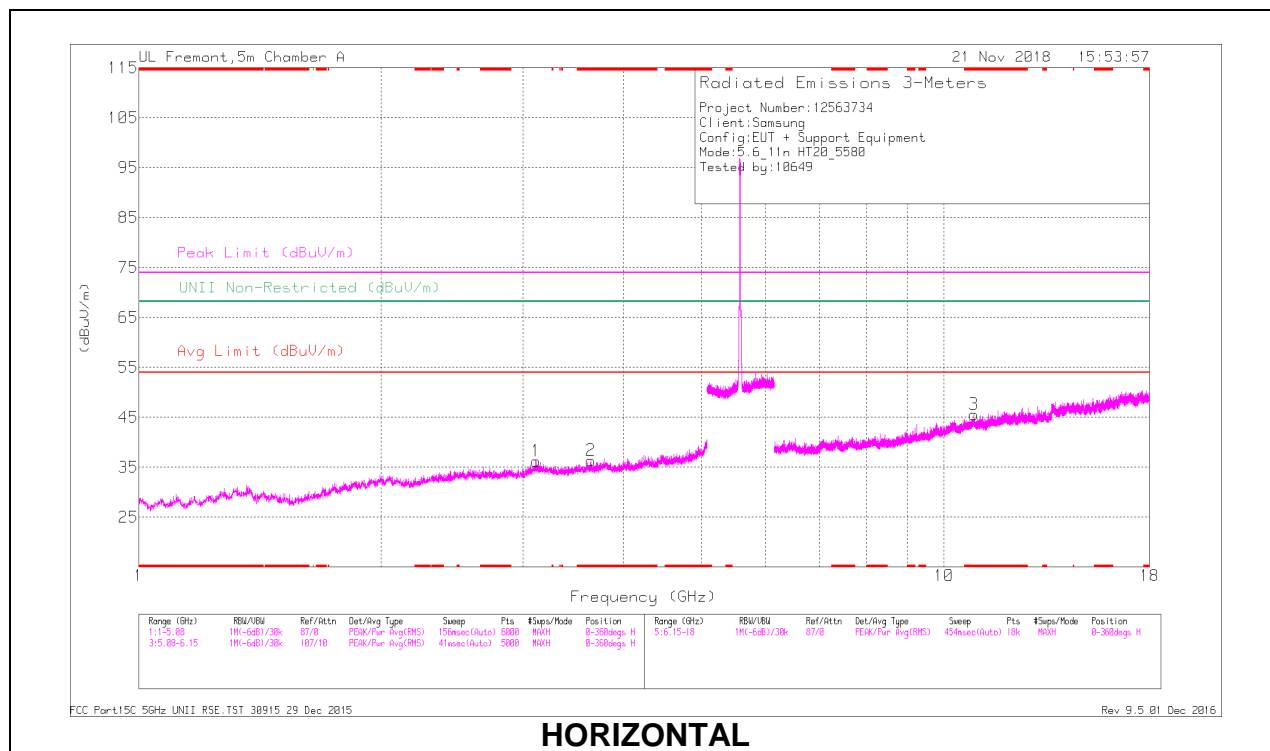
Markers	Frequency (GHz)	Meter Reading (dBuV)	Det	AF T862 (dB/m)	Amp/Clf/Filt/Pad (dB)	DC Corr (dB)	Corrected Reading (dBuV/m)	Avg Limit (dBuV/m)	Margin (dB)	Peak Limit (dBuV/m)	PK Margin (dB)	UNII Non-Restricted (dBuV/m)	PK Margin (dB)	Azimuth (Degs)	Height (cm)	Polarity
2	* 3.848	37.31	PK-U	33	-28	0	42.31	-	-	74	-31.69	-	-	152	250	H
	* 3.848	25.65	ADR	33	-28	.31	30.96	54	-23.04	-	-	-	-	152	250	H
6	* 12.116	31.85	PK-U	39	-19.1	0	51.75	-	-	74	-22.25	-	-	50	163	V
	* 12.116	19.93	ADR	39	-19	.31	40.14	54	-13.86	-	-	-	-	50	163	V
1	2.081	37.64	PK-U	31.2	-30.1	0	38.74	-	-	-	-	68.2	-29.46	243	201	H
4	2.094	38.77	PK-U	31.2	-30.2	0	39.77	-	-	-	-	68.2	-28.43	182	122	V
5	3.249	38.48	PK-U	33	-29.5	0	41.98	-	-	-	-	68.2	-26.22	117	189	V
3	9.689	32.32	PK-U	36.9	-20.5	0	48.72	-	-	-	-	68.2	-19.48	56	146	H

\* - indicates frequency in CFR47 Pt 15 / IC RSS-Restricted Band

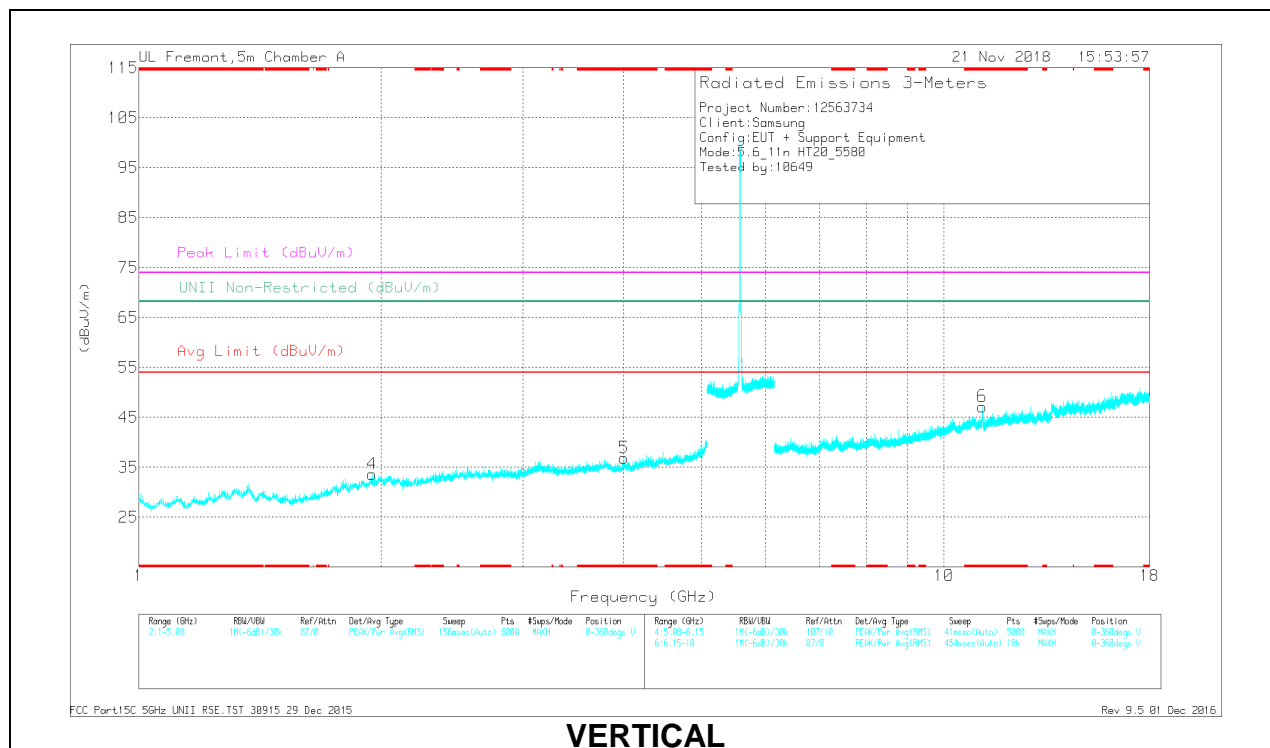
PK-U - U-NII: Maximum Peak

ADR - U-NII AD primary method, RMS average

### MID CHANNEL RESULTS



### HORIZONTAL



### VERTICAL

**RADIATED EMISSIONS**

Markers	Frequency (GHz)	Meter Reading (dBuV)	Det	AF T862 (dB/m)	Amp/Clf/Ftr/Pad (dB)	DC Corr (dB)	Corrected Reading (dBuV/m)	Avg Limit (dBuV/m)	Margin (dB)	Peak Limit (dBuV/m)	PK Margin (dB)	UNII Non-Restricted (dBuV/m)	PK Margin (dB)	Azimuth (Degs)	Height (cm)	Polarity
2	* 3.645	37.43	PK-U	32.9	-28.7	0	41.63	-	-	74	-32.37	-	-	186	255	H
	* 3.646	26.26	ADR	32.9	-28.7	.31	30.77	54	-23.23	-	-	-	-	186	255	H
5	* 4.006	36.64	PK-U	33.4	-27.5	0	42.54	-	-	74	-31.46	-	-	140	175	V
	* 4.004	25.29	ADR	33.4	-27.5	.31	31.5	54	-22.5	-	-	-	-	140	175	V
3	* 10.885	31.61	PK-U	37.9	-18.5	0	51.01	-	-	74	-22.99	-	-	70	212	H
	* 10.885	20.46	ADR	37.9	-18.5	.31	40.17	54	-13.83	-	-	-	-	70	212	H
6	* 11.155	35.02	PK-U	37.9	-19.1	0	53.82	-	-	74	-20.18	-	-	23	109	V
	* 11.157	23.2	ADR	37.9	-19.1	.31	42.31	54	-11.69	-	-	-	-	23	109	V
4	1.948	39.05	PK-U	31.4	-31.1	0	39.35	-	-	-	-	68.2	-28.85	96	132	V
1	3.112	37.43	PK-U	32.9	-28.2	0	42.13	-	-	-	-	68.2	-26.07	101	273	H

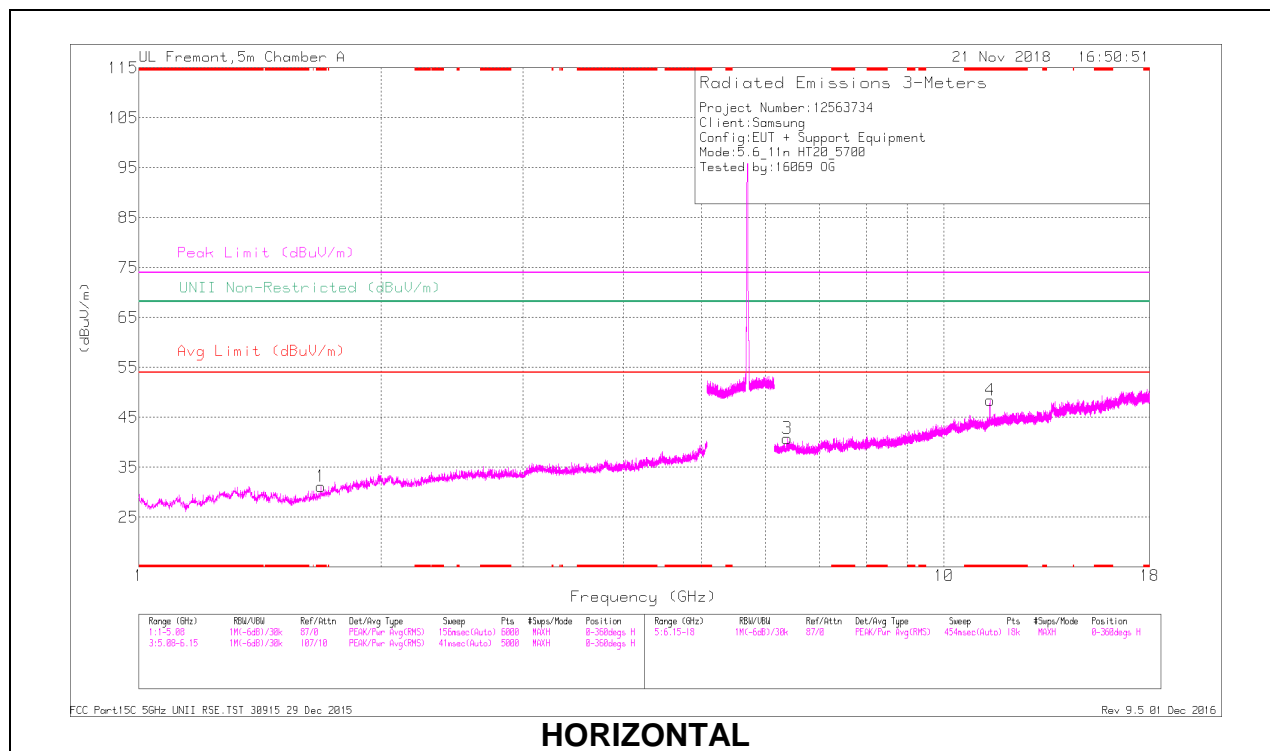
\* - indicates frequency in CFR47 Pt 15 / IC RSS-Restricted Band

PK-U - U-NII: Maximum Peak

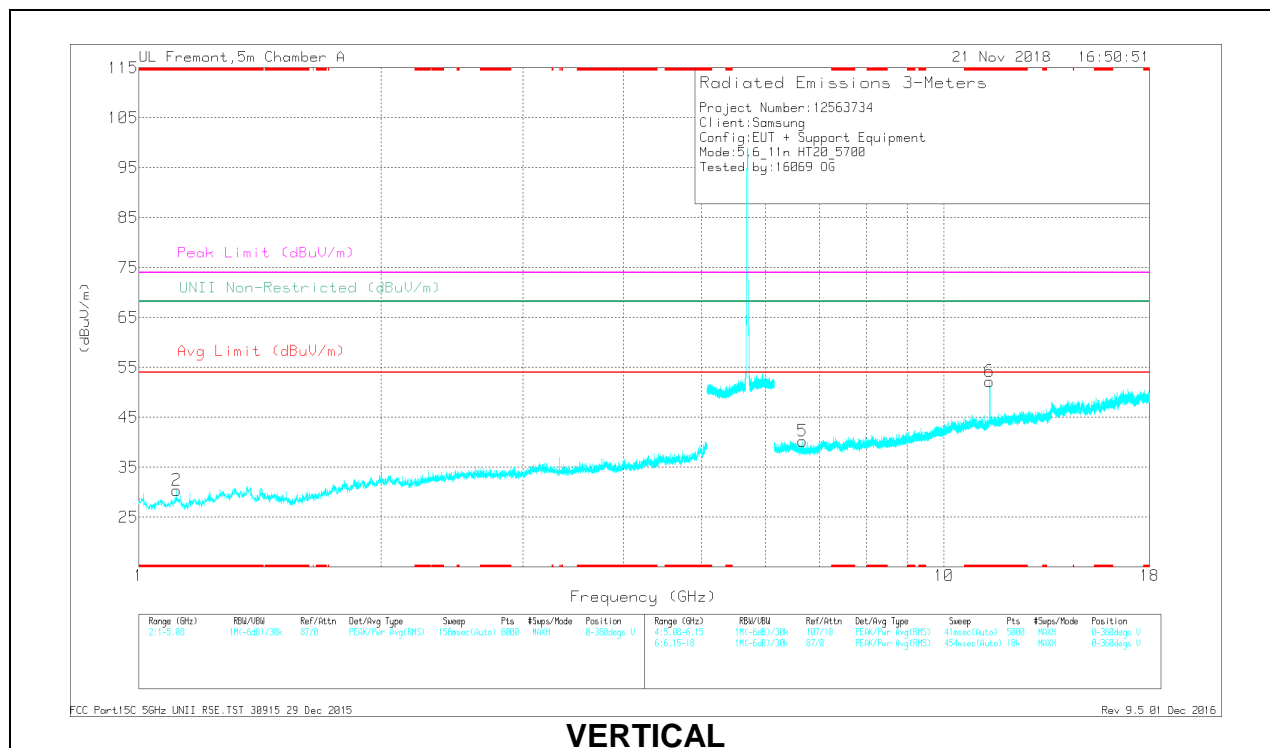
ADR - U-NII AD primary method, RMS average



### HIGH CHANNEL RESULTS



**HORIZONTAL**



**VERTICAL**

**RADIATED EMISSIONS**

Frequency (GHz)	Meter Reading (dBuV)	Det	AF 1862 (dB/m)	Amp/Chk/Ftr/Pad (dB)	DC Corr (dB)	Corrected Reading (dBuV/m)	Arg Limit (dBuV/m)	Margin (dB)	Peak Limit (dBuV/m)	PK Margin (dB)	UNI Non-Restricted (dBuV/m)	PK Margin (dB)	Azimuth (Degs)	Height (cm)	Polarity
* 1.685	39.87	PK-U	28.8	-31	0	37.67	-	-	74	-36.33	-	-	59	400	H
* 1.684	27.2	ADR	28.8	-31	.31	25.31	54	-28.69	-	-	-	-	59	400	H
* 1.114	39.5	PK-U	27.7	-31.9	0	35.3	-	-	74	-38.7	-	-	211	126	V
* 1.116	28.08	ADR	27.7	-31.9	.31	24.19	54	-29.81	-	-	-	-	211	126	V
* 11.402	35.53	PK-U	38.2	-18.9	0	54.83	-	-	74	-19.17	-	-	225	109	H
* 11.401	23.74	ADR	38.2	-18.9	.31	43.35	54	-10.65	-	-	-	-	225	109	H
* 11.401	36.84	PK-U	38.2	-18.9	0	56.14	-	-	74	-17.86	-	-	20	109	V
* 11.4	25.1	ADR	38.2	-18.9	.31	44.71	54	-9.29	-	-	-	-	20	109	V
6.386	35.44	PK-U	35.8	-24.8	0	46.44	-	-	-	-	68.2	-21.76	142	164	H
6.677	34.27	PK-U	35.6	-23.9	0	45.97	-	-	-	-	68.2	-22.23	275	221	V

\* - indicates frequency in CFR47 Pt 15 / IC RSS-Restricted Band

PK-U - U-NII: Maximum Peak

ADR - U-NII AD primary method, RMS average