

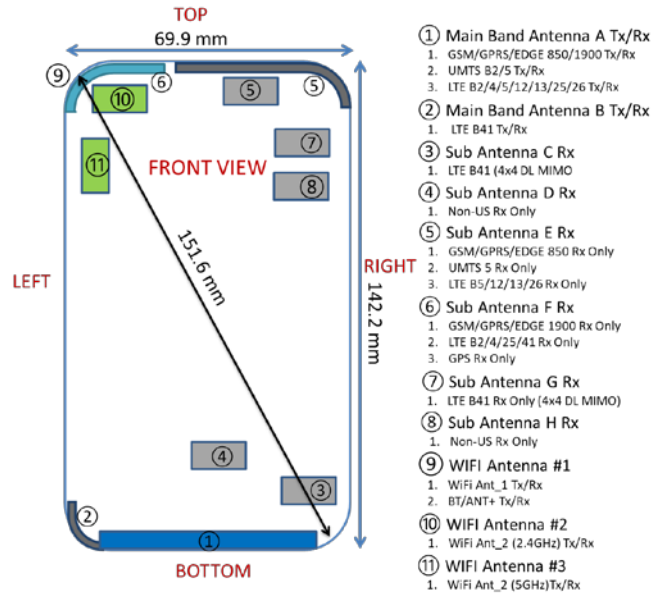


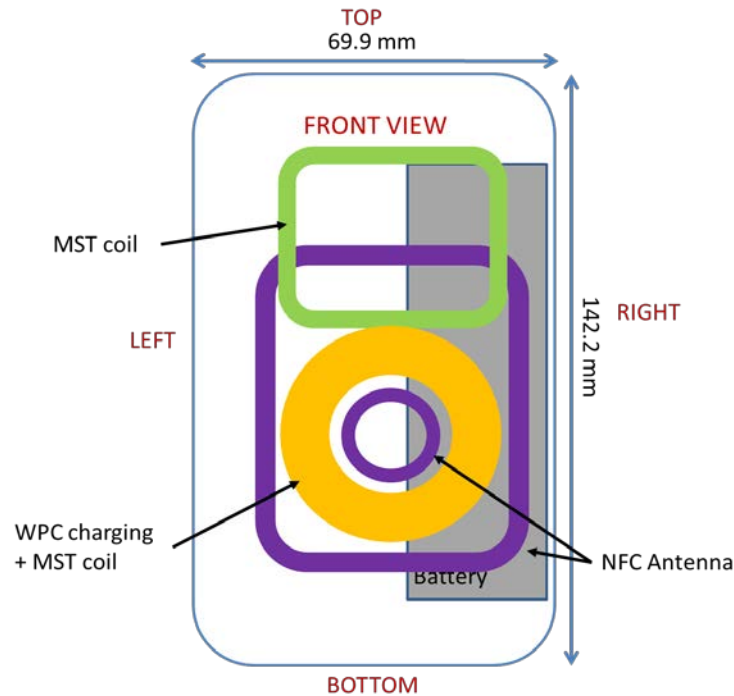
APPENDIX F: DUT ANTENNA DIAGRAM & SAR TEST SETUP PHOTOGRAPHS

FCC ID A3LSMG9700		SAR EVALUATION REPORT		Approved by: Quality Manager
Test Dates: 12/09/2018–01/14/2019	DUT Type: Portable Handset			APPENDIX F: Page 1 of 9






Note: Exact antenna dimensions and separation distances are shown in the Technical Descriptions in the FCC Filing.

**Figure F-1
DUT Antenna Locations**




**Figure F-2
MST/NFC Antenna Locations and WPC Locations**



FCC ID A3LSMG9700		SAR EVALUATION REPORT		Approved by: Quality Manager
Test Dates: 12/09/2018–01/14/2019	DUT Type: Portable Handset			APPENDIX F: Page 2 of 9



SAR Test Setup Photo 1 – Right Cheek




SAR Test Setup Photo 2 – Right Tilt



FCC ID A3LSMG9700		SAR EVALUATION REPORT		Approved by: Quality Manager
Test Dates: 12/09/2018–01/14/2019	DUT Type: Portable Handset	APPENDIX F: Page 3 of 9		




SAR Test Setup Photo 3 – Left Cheek




SAR Test Setup Photo 4 – Left Tilt



FCC ID A3LSMG9700		SAR EVALUATION REPORT		Approved by: Quality Manager
Test Dates: 12/09/2018–01/14/2019	DUT Type: Portable Handset	APPENDIX F: Page 4 of 9		




SAR Test Setup Photo 5 – Back Side at 15 mm




SAR Test Setup Photo 6 – Back Side with Headphone at 15 mm



FCC ID A3LSMG9700		SAR EVALUATION REPORT		Approved by: Quality Manager
Test Dates: 12/09/2018–01/14/2019	DUT Type: Portable Handset			APPENDIX F: Page 5 of 9



SAR Test Setup Photo 7 – Back Side at 10 mm



SAR Test Setup Photo 8 – Front Side at 10 mm



FCC ID A3LSMG9700		SAR EVALUATION REPORT		Approved by: Quality Manager
Test Dates: 12/09/2018–01/14/2019	DUT Type: Portable Handset			APPENDIX F: Page 6 of 9



SAR Test Setup Photo 9 – Top Side at 10 mm



SAR Test Setup Photo 10 – Bottom Side at 10 mm



FCC ID A3LSMG9700		SAR EVALUATION REPORT		Approved by: Quality Manager
Test Dates: 12/09/2018–01/14/2019	DUT Type: Portable Handset	APPENDIX F: Page 7 of 9		



SAR Test Setup Photo 11 – Right Side at 10 mm





SAR Test Setup Photo 12 – Left Side at 10 mm

FCC ID A3LSMG9700		SAR EVALUATION REPORT		Approved by: Quality Manager
Test Dates: 12/09/2018–01/14/2019	DUT Type: Portable Handset			APPENDIX F: Page 8 of 9



SAR Test Setup Photo 13 – Horizontal and Vertical Reference Lines

FCC ID A3LSMG9700		SAR EVALUATION REPORT		Approved by: Quality Manager
Test Dates: 12/09/2018–01/14/2019	DUT Type: Portable Handset			APPENDIX F: Page 9 of 9