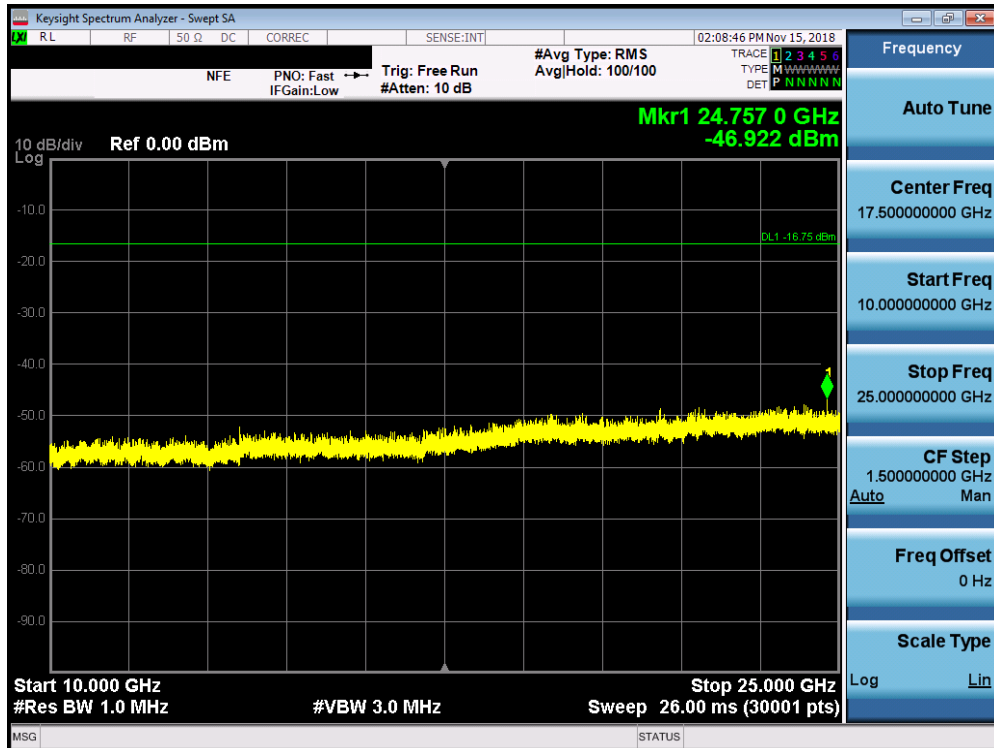
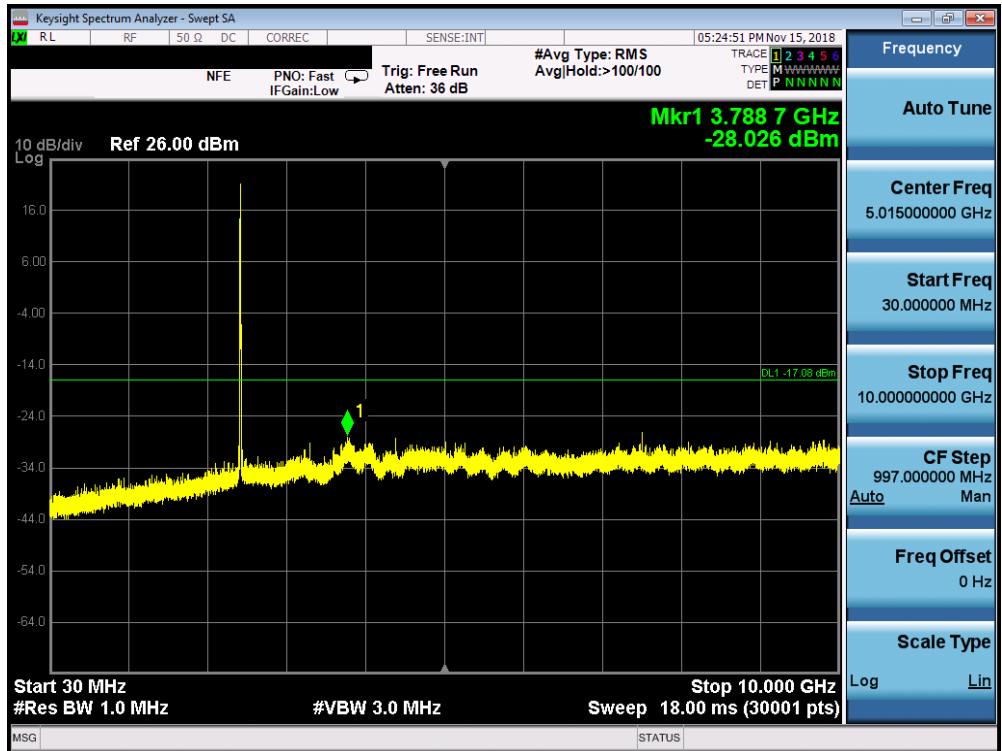


Plot 7-109. Conducted Spurious Plot SISO ANT2 (802.11ax OFDMA- 26 Tones - Ch. 11)

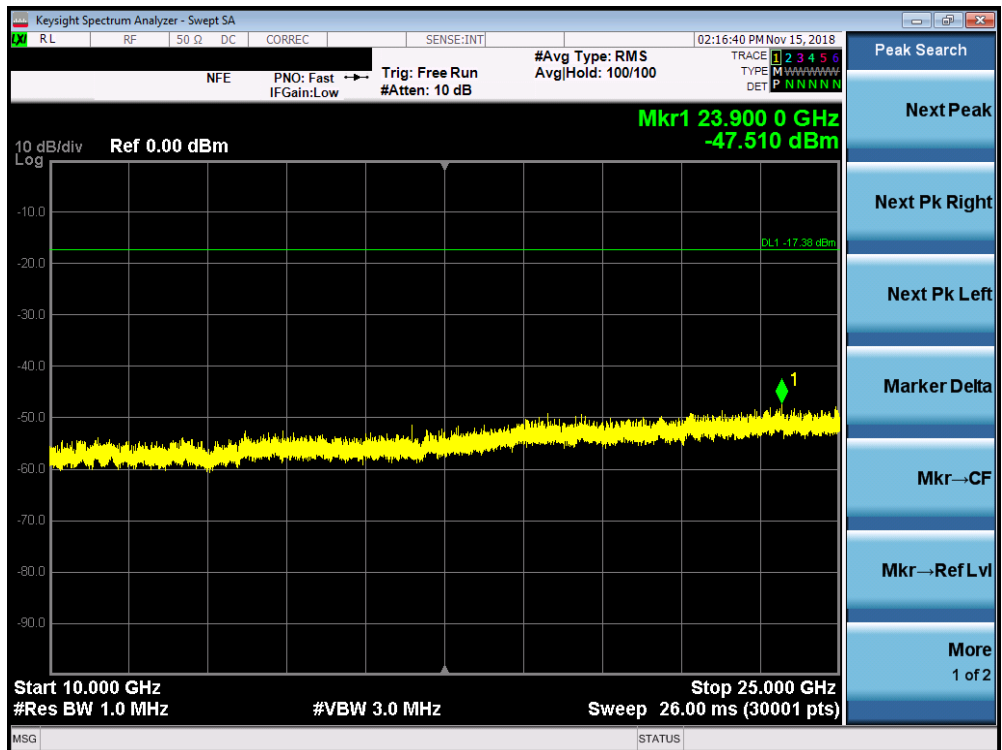


Plot 7-110. Conducted Spurious Plot SISO ANT2 (802.11ax OFDMA- 26 Tones - Ch. 11)

FCC ID: A3LSMG9700	 MEASUREMENT REPORT (CERTIFICATION) 		Approved by: Quality Manager
Test Report S/N: 1M1811260212-14.A3L	Test Dates: 11/9/2018 - 1/22/2019	EUT Type: Portable Handset	Page 88 of 149

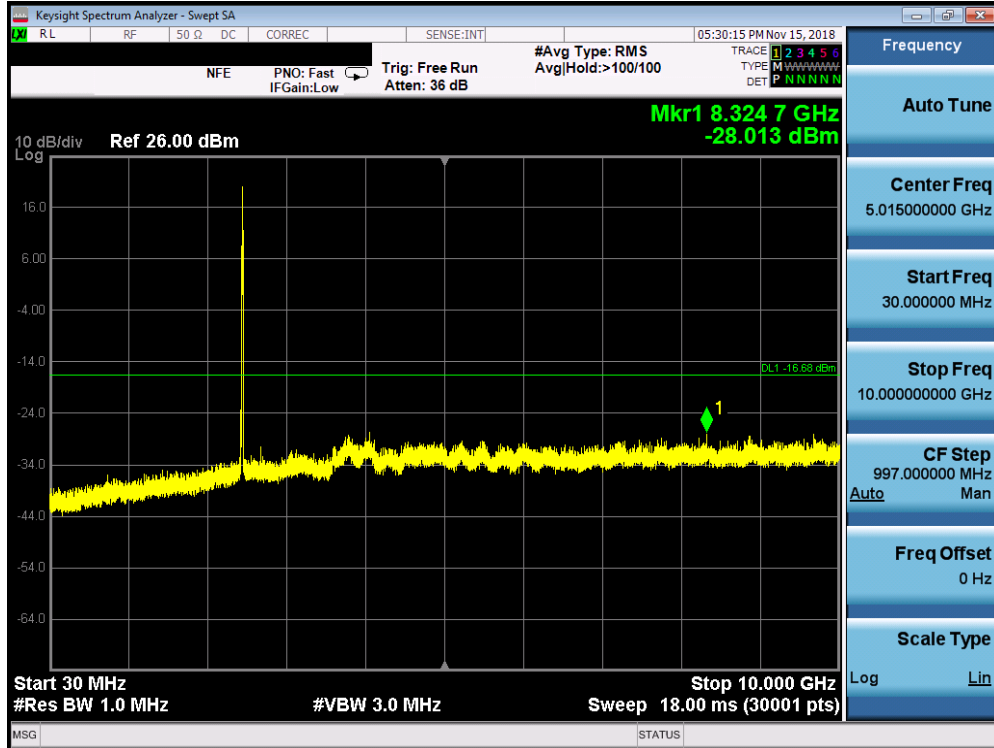


Plot 7-113. Conducted Spurious Plot SISO ANT2 (802.11ax OFDMA- 52 Tones - Ch. 6)

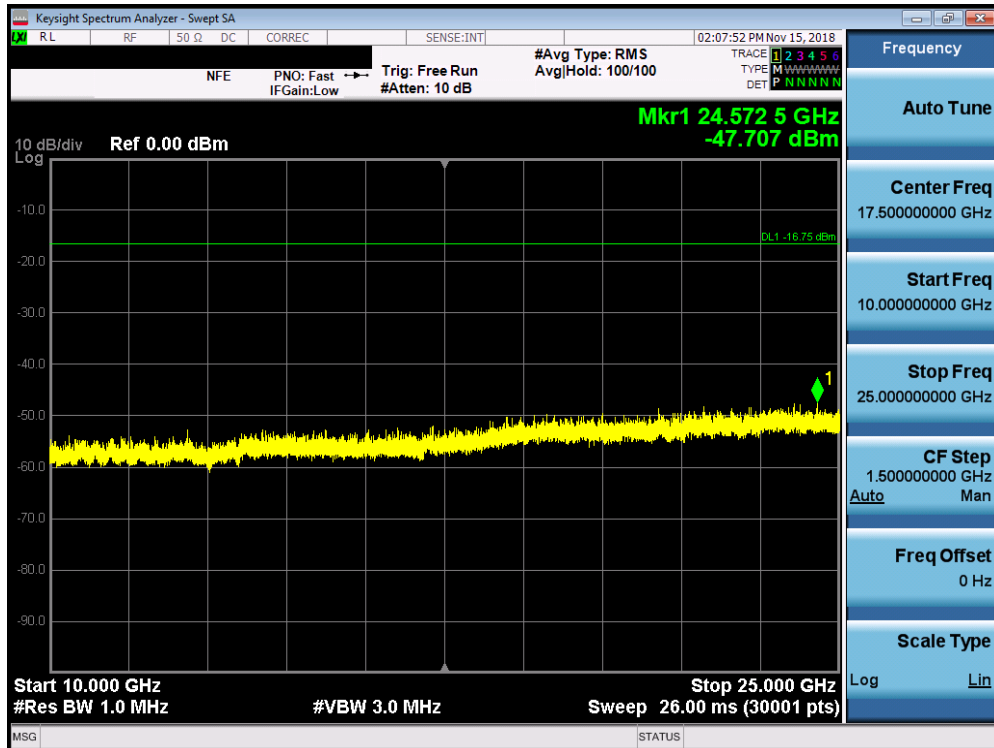


Plot 7-114. Conducted Spurious Plot SISO ANT2 (802.11ax OFDMA- 52 Tones - Ch. 6)

FCC ID: A3LSMG9700	 MEASUREMENT REPORT (CERTIFICATION) 		Approved by: Quality Manager
Test Report S/N: 1M1811260212-14.A3L	Test Dates: 11/9/2018 - 1/22/2019	EUT Type: Portable Handset	Page 90 of 149

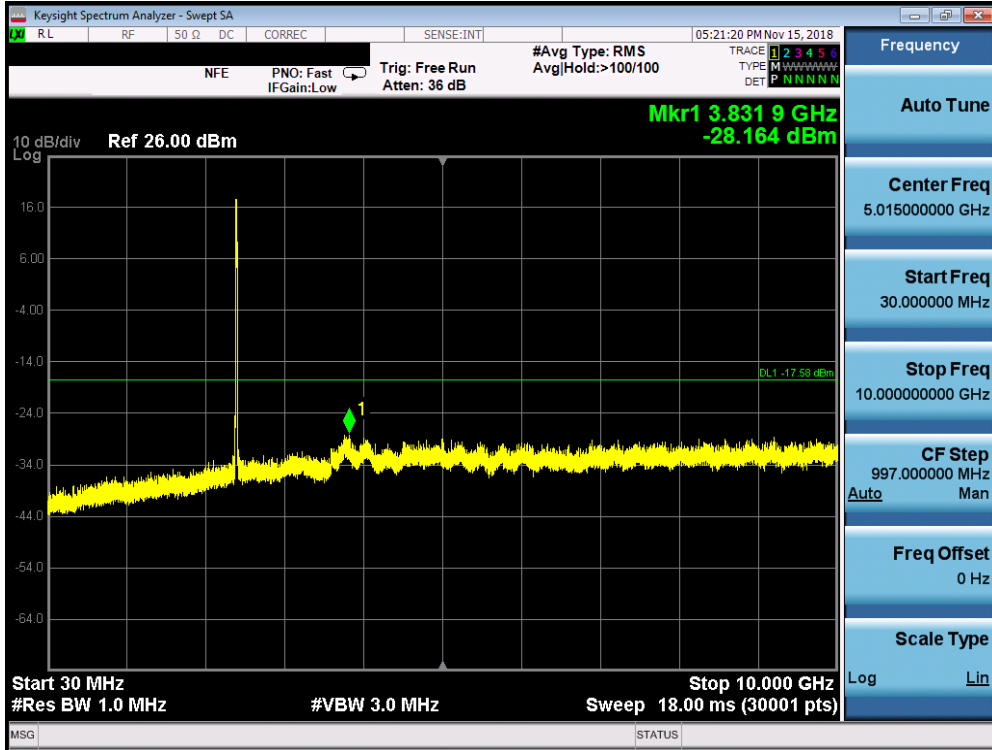


Plot 7-115. Conducted Spurious Plot SISO ANT2 (802.11ax OFDMA- 52 Tones - Ch. 11)

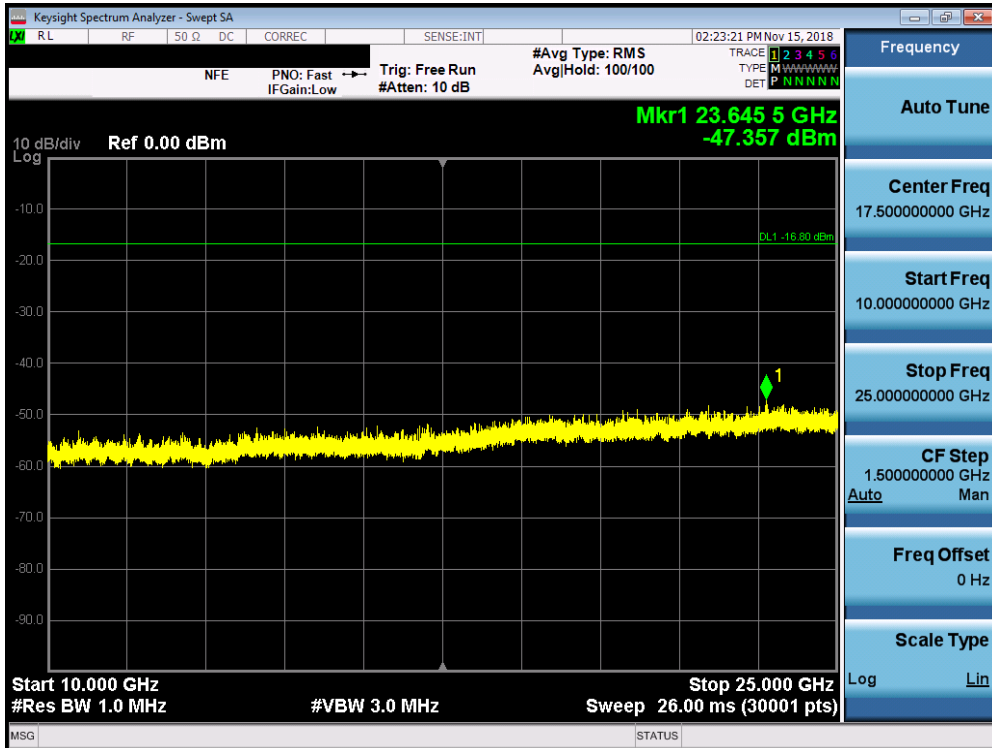


Plot 7-116. Conducted Spurious Plot SISO ANT2 (802.11ax OFDMA- 52 Tones - Ch. 11)

FCC ID: A3LSMG9700	 MEASUREMENT REPORT (CERTIFICATION) 		Approved by: Quality Manager
Test Report S/N: 1M1811260212-14.A3L	Test Dates: 11/9/2018 - 1/22/2019	EUT Type: Portable Handset	Page 91 of 149

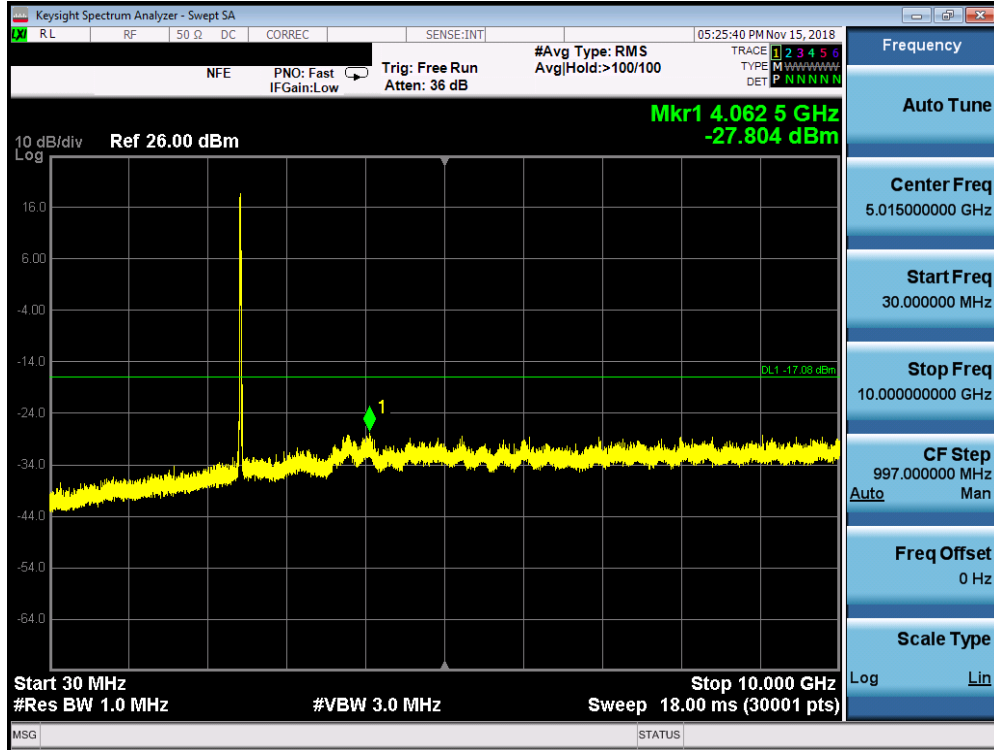


Plot 7-117. Conducted Spurious Plot SISO ANT2 (802.11ax OFDMA – 106 Tones – Ch. 1)

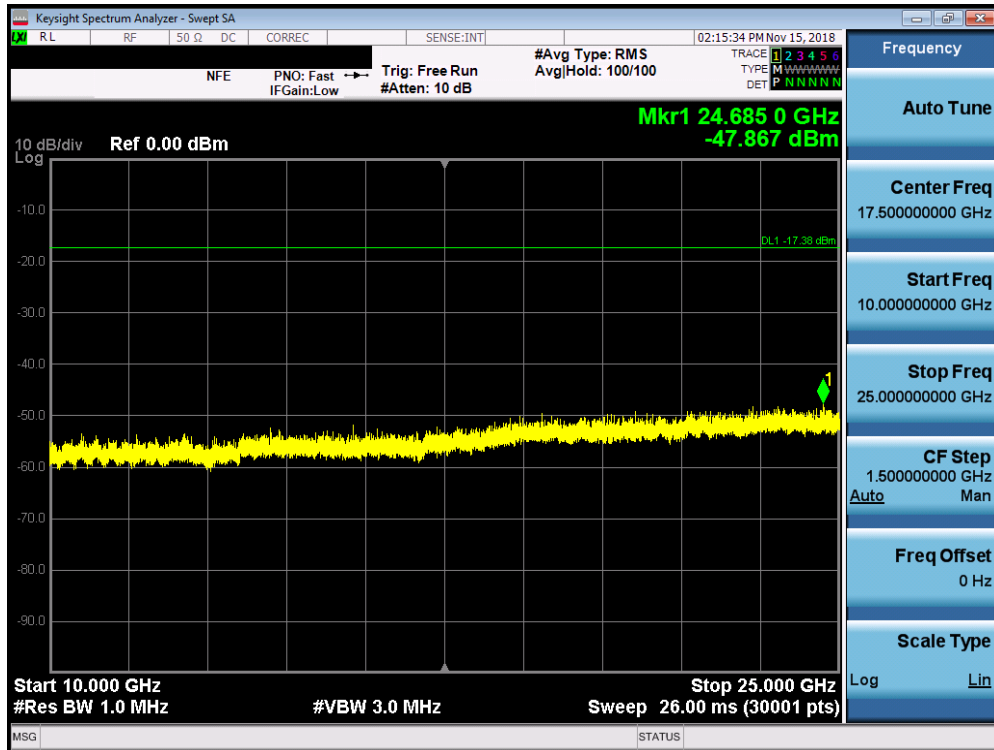


Plot 7-118. Conducted Spurious Plot SISO ANT2 (802.11ax OFDMA – 106 Tones – Ch. 1)

FCC ID: A3LSMG9700	 MEASUREMENT REPORT (CERTIFICATION)			Approved by: Quality Manager
Test Report S/N: 1M1811260212-14.A3L	Test Dates: 11/9/2018 - 1/22/2019	EUT Type: Portable Handset	Page 92 of 149	

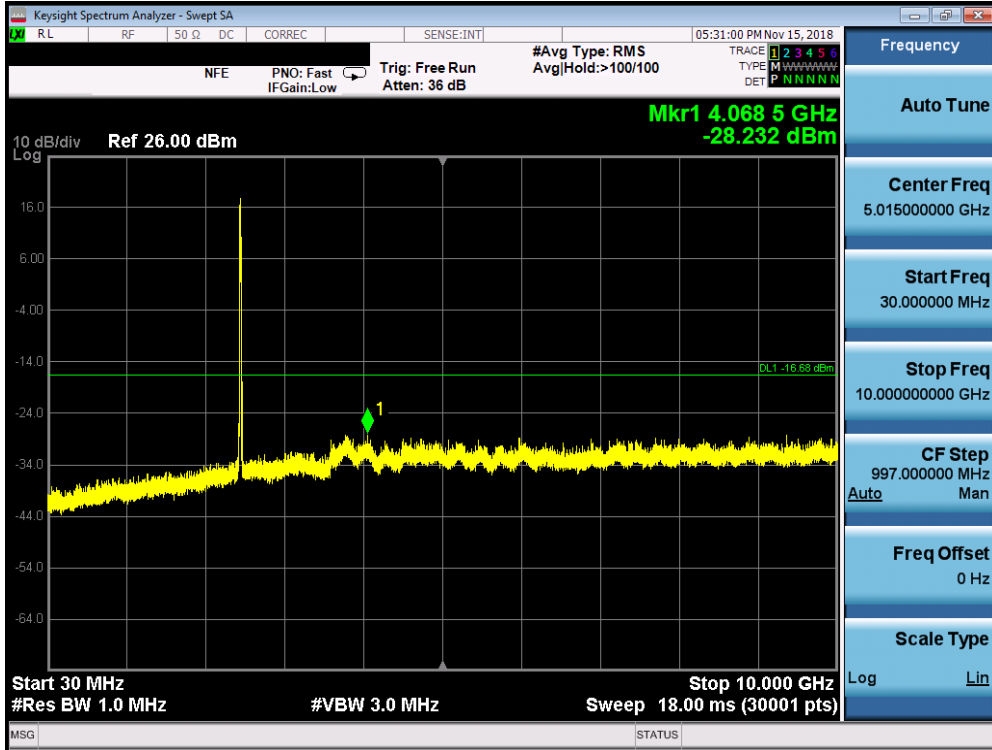


Plot 7-119. Conducted Spurious Plot SISO ANT2 (802.11ax OFDMA- 106 Tones - Ch. 6)

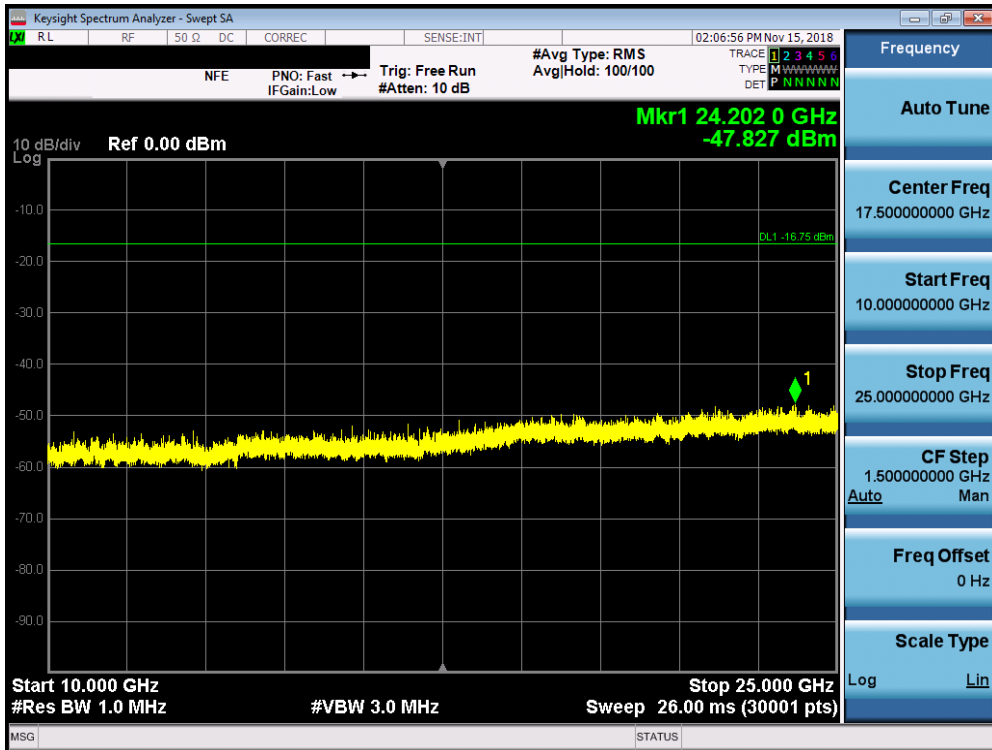


Plot 7-120. Conducted Spurious Plot SISO ANT2 (802.11ax OFDMA- 106 Tones - Ch. 6)

FCC ID: A3LSMG9700	 MEASUREMENT REPORT (CERTIFICATION) 		Approved by: Quality Manager
Test Report S/N: 1M1811260212-14.A3L	Test Dates: 11/9/2018 - 1/22/2019	EUT Type: Portable Handset	Page 93 of 149

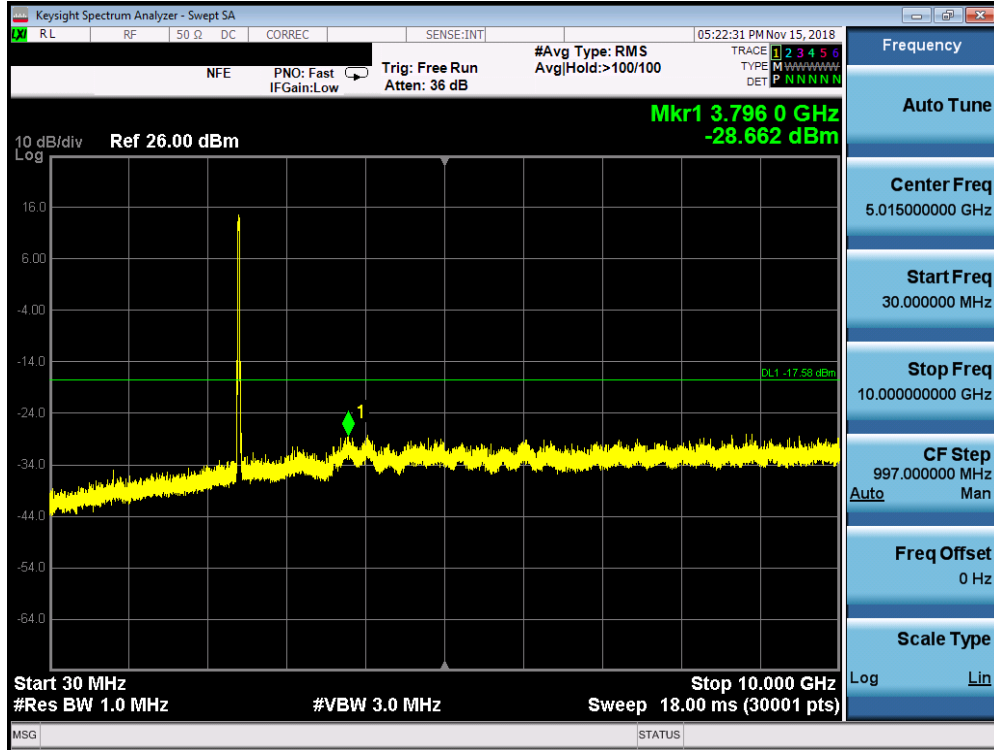


Plot 7-121. Conducted Spurious Plot SISO ANT2 (802.11ax OFDMA- 106 Tones – Ch. 11)

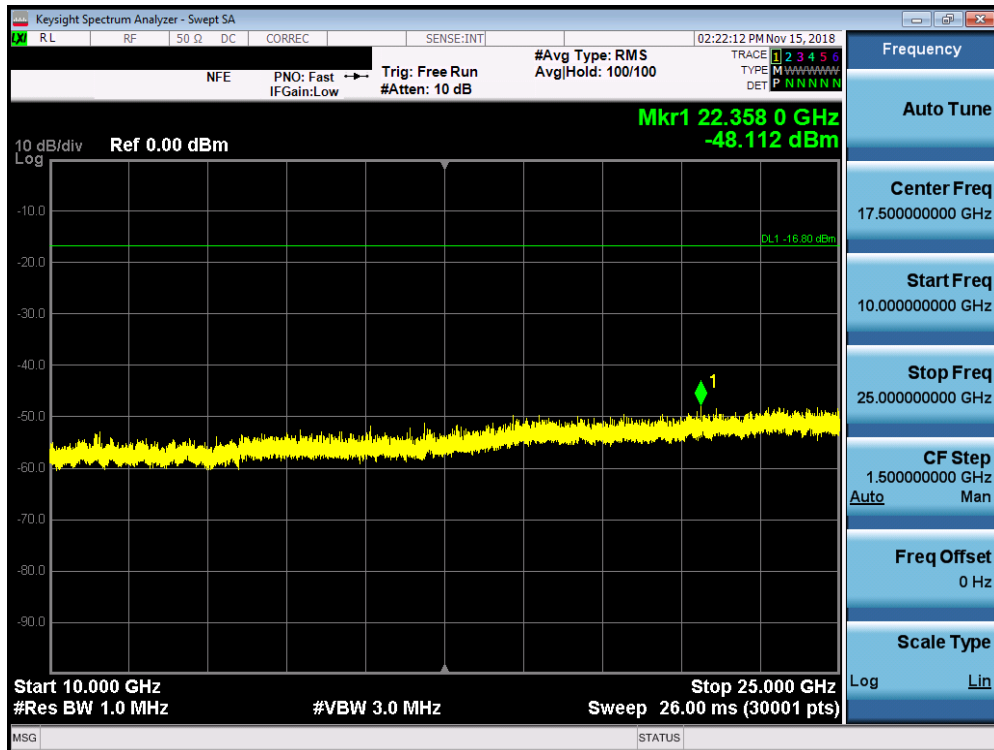


Plot 7-122. Conducted Spurious Plot SISO ANT2 (802.11ax OFDMA- 106 Tones – Ch. 11)

FCC ID: A3LSMG9700	 MEASUREMENT REPORT (CERTIFICATION) 		Approved by: Quality Manager
Test Report S/N: 1M1811260212-14.A3L	Test Dates: 11/9/2018 - 1/22/2019	EUT Type: Portable Handset	Page 94 of 149

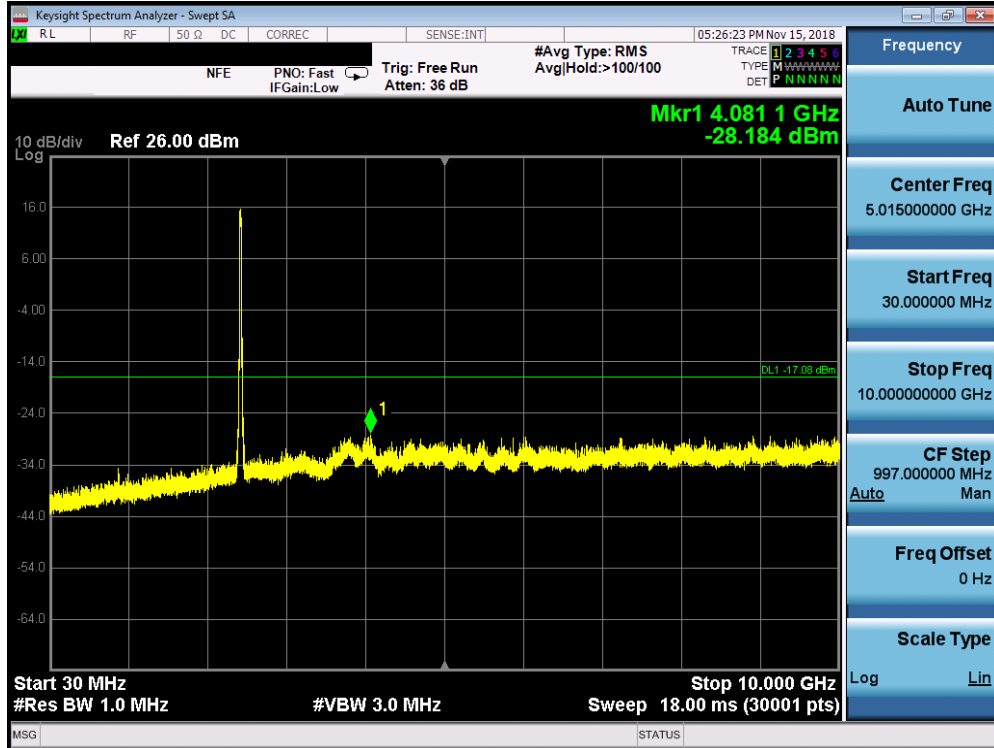


Plot 7-123. Conducted Spurious Plot SISO ANT2 (802.11ax OFDMA – 242 Tones – Ch. 1)

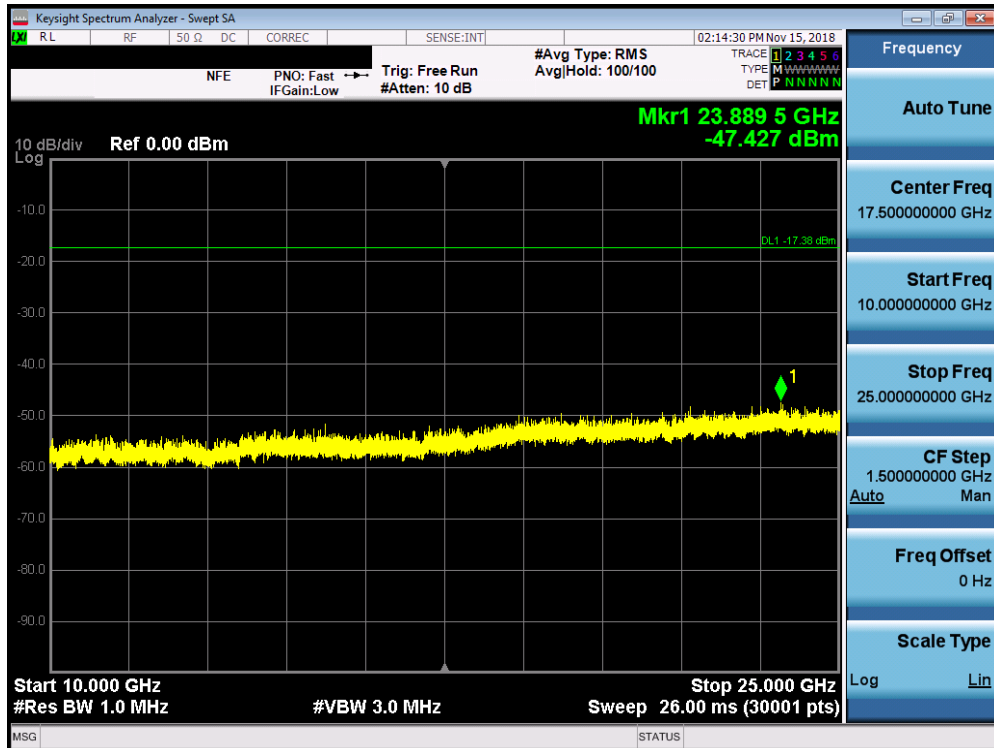


Plot 7-124. Conducted Spurious Plot SISO ANT2 (802.11ax OFDMA– 242 Tones – Ch. 1)

FCC ID: A3LSMG9700	 MEASUREMENT REPORT (CERTIFICATION)			Approved by: Quality Manager
Test Report S/N: 1M1811260212-14.A3L	Test Dates: 11/9/2018 - 1/22/2019	EUT Type: Portable Handset	Page 95 of 149	

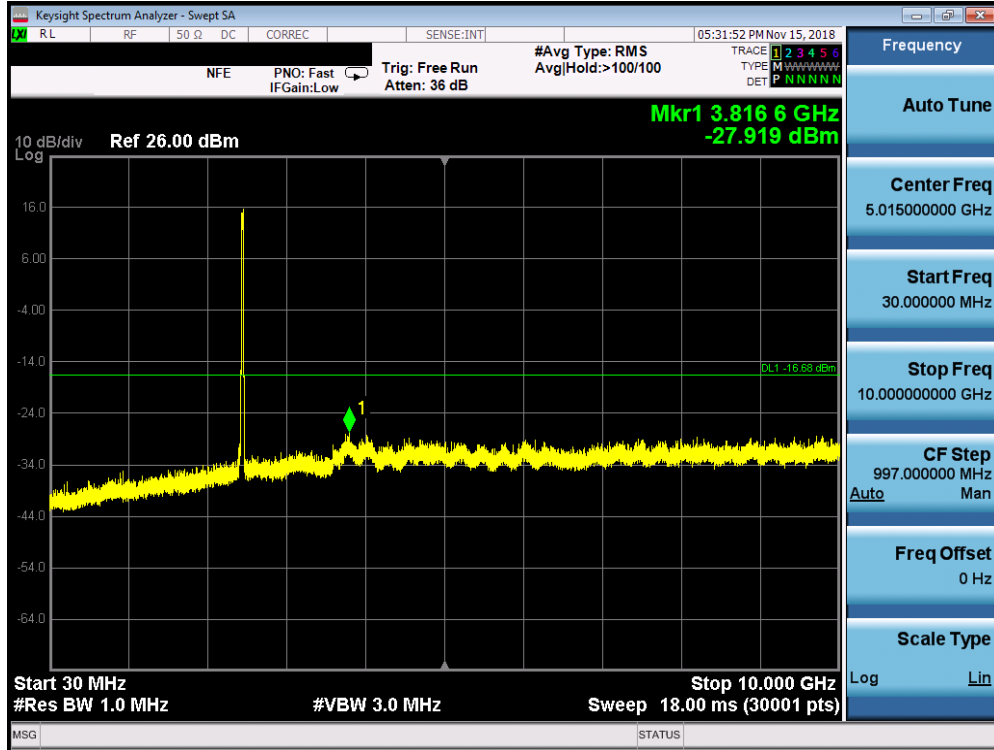


Plot 7-125. Conducted Spurious Plot SISO ANT2 (802.11ax OFDMA- 242 Tones - Ch. 6)

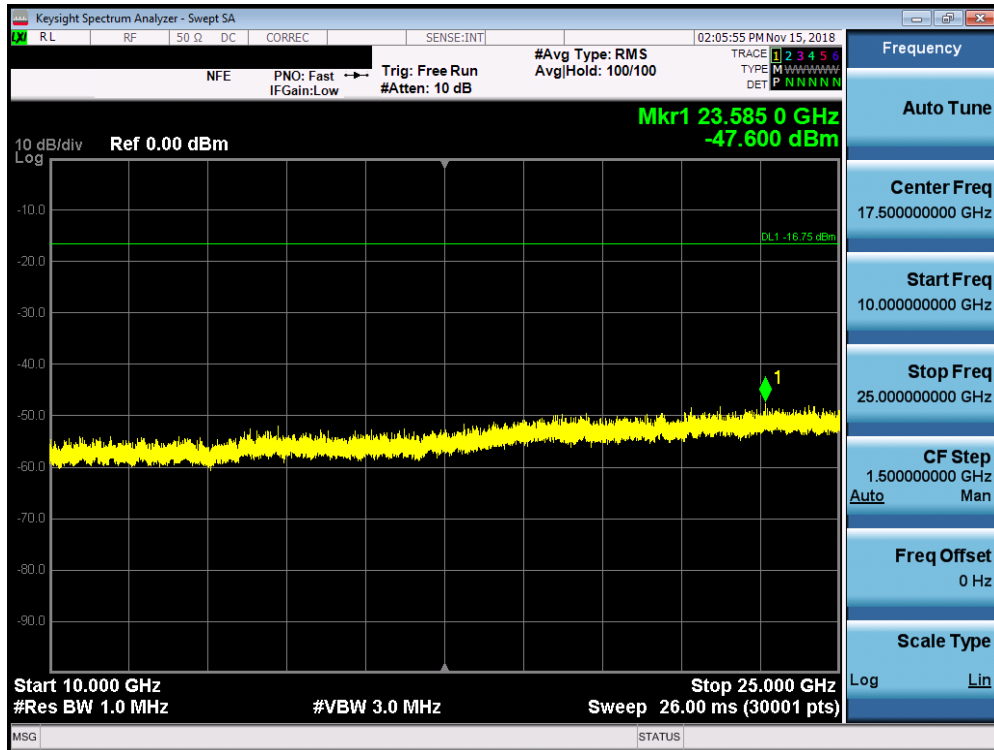


Plot 7-126. Conducted Spurious Plot SISO ANT2 (802.11ax OFDMA- 242 Tones - Ch. 6)

FCC ID: A3LSMG9700	 MEASUREMENT REPORT (CERTIFICATION) 		Approved by: Quality Manager
Test Report S/N: 1M1811260212-14.A3L	Test Dates: 11/9/2018 - 1/22/2019	EUT Type: Portable Handset	Page 96 of 149



Plot 7-127. Conducted Spurious Plot SISO ANT2 (802.11ax OFDMA- 242 Tones – Ch. 11)



Plot 7-128. Conducted Spurious Plot SISO ANT2 (802.11ax OFDMA- 242 Tones – Ch. 11)

FCC ID: A3LSMG9700	 MEASUREMENT REPORT (CERTIFICATION) 		Approved by: Quality Manager
Test Report S/N: 1M1811260212-14.A3L	Test Dates: 11/9/2018 - 1/22/2019	EUT Type: Portable Handset	Page 97 of 149

7.7 Radiated Spurious Emission Measurements – Above 1 GHz

§15.247(d) §15.205 & §15.209; RSS-Gen [8.9]

Test Overview and Limit

All out of band radiated spurious emissions are measured with a spectrum analyzer connected to a receive antenna while the EUT is operating at its maximum duty cycle, at maximum power, and at the appropriate frequencies. All data rates and modes were investigated for radiated spurious emissions. Only the radiated emissions of the configuration that produced the worst case emissions are reported in this section.

All out of band emissions appearing in a restricted band as specified in Section 15.205 of the Title 47 CFR and Table 6 of RSS-Gen (8.10) must not exceed the limits shown in Table 7-19 per Section 15.209 and RSS-Gen (8.9).

Frequency	Field Strength [$\mu\text{V/m}$]	Measured Distance [Meters]
Above 960.0 MHz	500	3

Table 7-19. Radiated Limits

Test Procedures Used

ANSI C63.10-2013 – Section 6.6.4.3
KDB 558074 D01 v05 – Sections 8.6, 8.7

Test Settings

Average Field Strength Measurements

1. Analyzer center frequency was set to the frequency of the radiated spurious emission of interest
2. RBW = 1MHz
3. VBW = 3MHz
4. Detector = power average (RMS)
5. Number of measurement points = 1001 (Number of points must be $\geq 2 \times \text{span/RBW}$)
6. Sweep time = auto
7. Trace (RMS) averaging was performed over at least 100 traces

Peak Field Strength Measurements

1. Analyzer center frequency was set to the frequency of the radiated spurious emission of interest
2. RBW = 1MHz
3. VBW = 3MHz
4. Detector = peak
5. Sweep time = auto couple
6. Trace mode = max hold
7. Trace was allowed to stabilize

FCC ID: A3LSMG9700		MEASUREMENT REPORT (CERTIFICATION)		Approved by: Quality Manager
Test Report S/N: 1M1811260212-14.A3L	Test Dates: 11/9/2018 - 1/22/2019	EUT Type: Portable Handset	Page 98 of 149	

Test Setup

The EUT and measurement equipment were set up as shown in the diagram below.

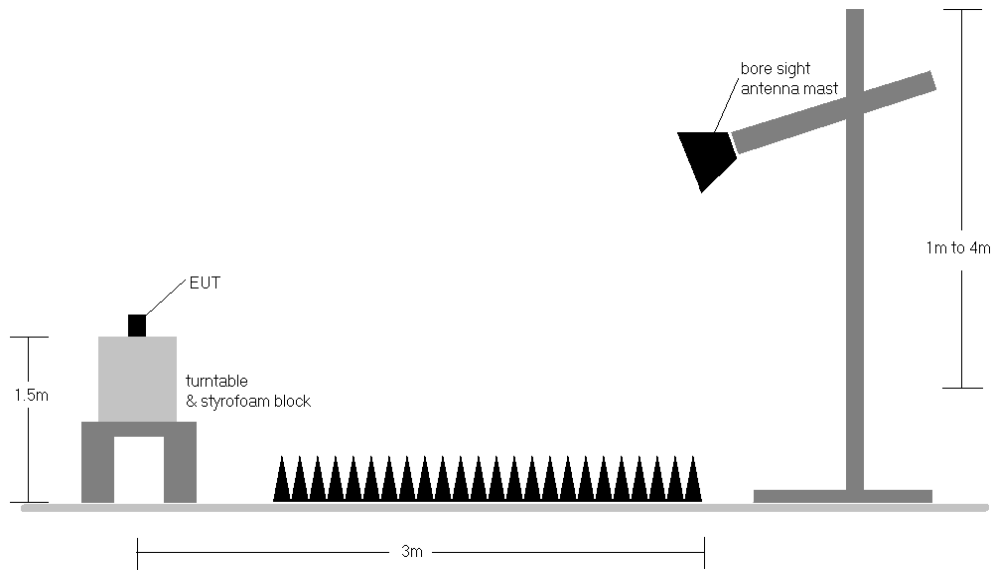


Figure 7-6. Test Instrument & Measurement Setup

Test Notes

1. The optional test procedures for antenna port conducted measurements of unwanted emissions per the guidance of KDB 558074 D01 v05 were not used to evaluate this device for compliance to radiated limits. All radiated spurious emissions levels were measured in a radiated test setup.
2. All emissions lying in restricted bands specified in Section 15.205 and Section 8.10 of RSS-Gen are below the limit shown in Table 7-19.
3. The antenna is manipulated through typical positions, polarity and length during the tests. The EUT is manipulated through three orthogonal planes.
4. This unit was tested with its standard battery.
5. The spectrum is measured from 9kHz to the 10th harmonic of the fundamental frequency of the transmitter using CISPR quasi peak detector below 1GHz. Above 1 GHz, average and peak measurements were taken using linearly polarized horn antennas. The worst-case emissions are reported however emissions whose levels were not within 20dB of the respective limits were not reported.
6. Emissions below 18GHz were measured at a 3 meter test distance while emissions above 18GHz were measured at a 1 meter test distance with the application of a distance correction factor.
7. The wide spectrum spurious emissions plots shown on the following pages are used only for the purpose of emission identification. Any emissions found to be within 20dB of the limit are fully investigated and the results are shown in this section.

FCC ID: A3LSMG9700		MEASUREMENT REPORT (CERTIFICATION)		Approved by: Quality Manager
Test Report S/N: 1M1811260212-14.A3L	Test Dates: 11/9/2018 - 1/22/2019	EUT Type: Portable Handset	Page 99 of 149	

8. The "-" shown in the following RSE tables are used to denote a noise floor measurement.
9. Some band edge measurements were performed using a channel integration method to determine compliance with the out of band average radiated spurious emissions limit in the 2483.5 – 2500MHz band. Per KDB 558074 D01 v05 Section 13.3, a measurement was performed using a RBW of 100kHz at the frequency with highest emission outside of band edge. For integration that does not start at 2483.5MHz, consideration was taken to ensure the worst case emission is in the 1MHz spectrum. The results were integrated up to the 1MHz reference bandwidth to show compliance with the 15.209 radiated limit for emissions greater than 1GHz.
10. For radiated measurements, emissions were investigated for the fully-loaded RU configuration and for all of the partially-loaded RU configurations. Among all of the available partially-loaded RU configurations, only the configuration with the worst case emissions is reported.

Sample Calculations

Determining Spurious Emissions Levels

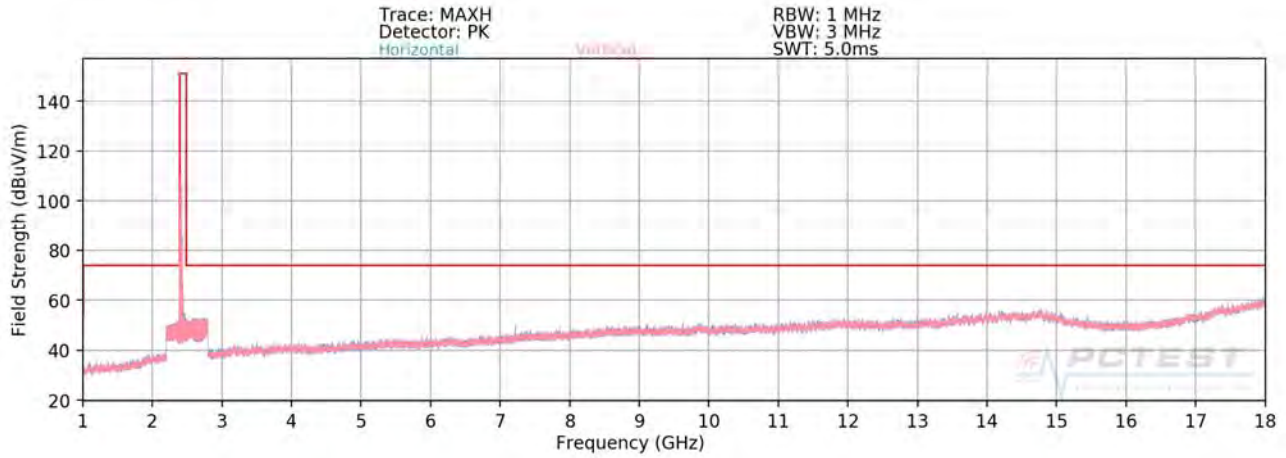
- o Field Strength Level $_{[dB_{\mu V/m}]} = \text{Analyzer Level }_{[dBm]} + 107 + \text{AFCL }_{[dB/m]}$
- o $\text{AFCL }_{[dB/m]} = \text{Antenna Factor }_{[dB/m]} + \text{Cable Loss }_{[dB]}$
- o $\text{Margin }_{[dB]} = \text{Field Strength Level }_{[dB_{\mu V/m}]} - \text{Limit }_{[dB_{\mu V/m}]}$

Radiated Band Edge Measurement Offset

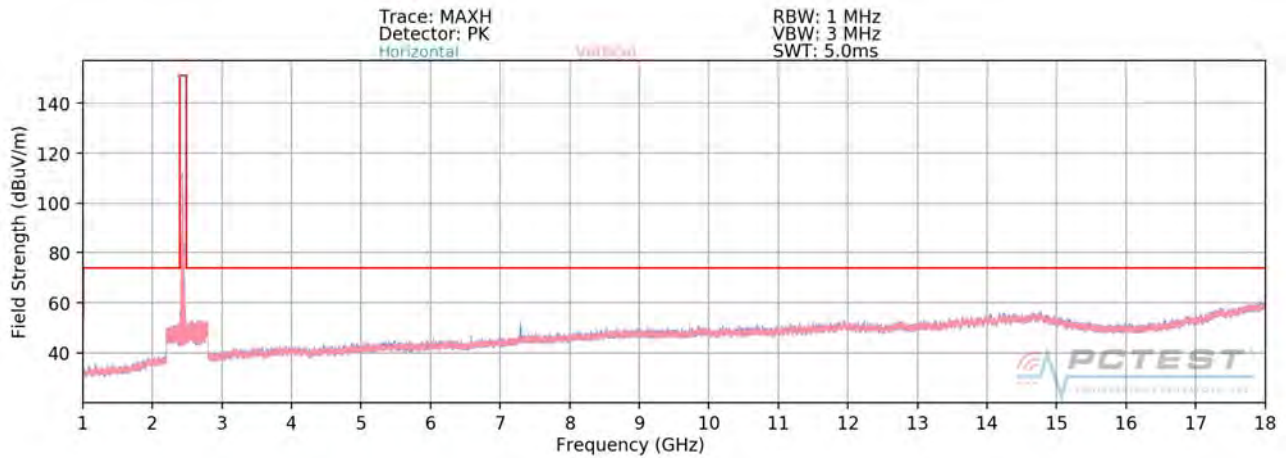
- o The amplitude offset shown in the radiated restricted band edge plots in Section 7.7 was calculated using the formula:
 $\text{Offset (dB)} = (\text{Antenna Factor} + \text{Cable Loss} + \text{Attenuator}) - \text{Preamplifier Gain}$

FCC ID: A3LSMG9700	 MEASUREMENT REPORT (CERTIFICATION) 		Approved by: Quality Manager
Test Report S/N: 1M1811260212-14.A3L	Test Dates: 11/9/2018 - 1/22/2019	EUT Type: Portable Handset	Page 100 of 149

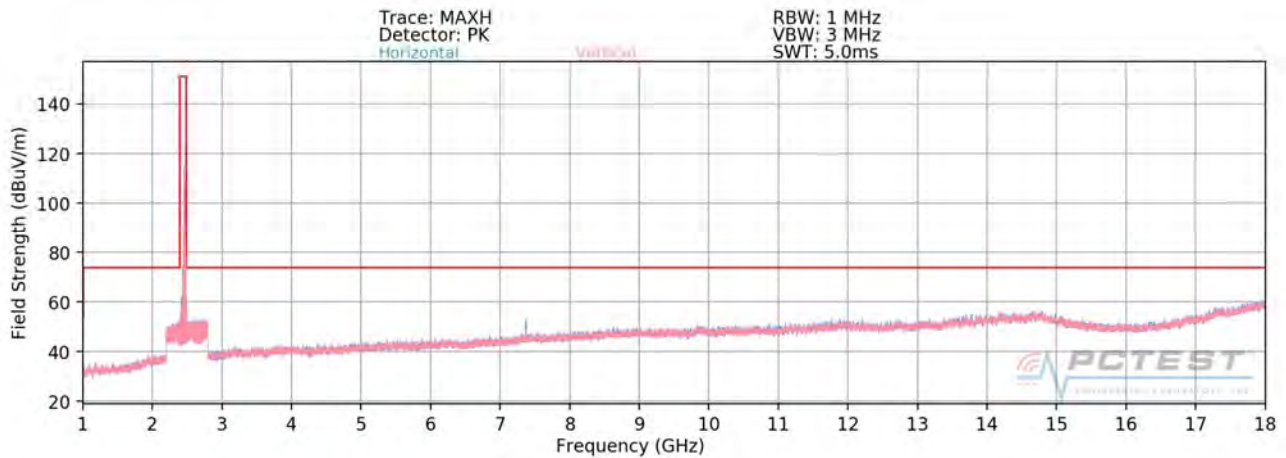
7.7.1 SISO Antenna-1 Radiated Spurious Emission Measurements
§15.247(d) §15.205 & §15.209; RSS-Gen [8.9]



Plot 7-129. Radiated Spurious Plot above 1GHz SISO ANT1 (802.11ax OFDMA – 106 Tones – Ch. 1)

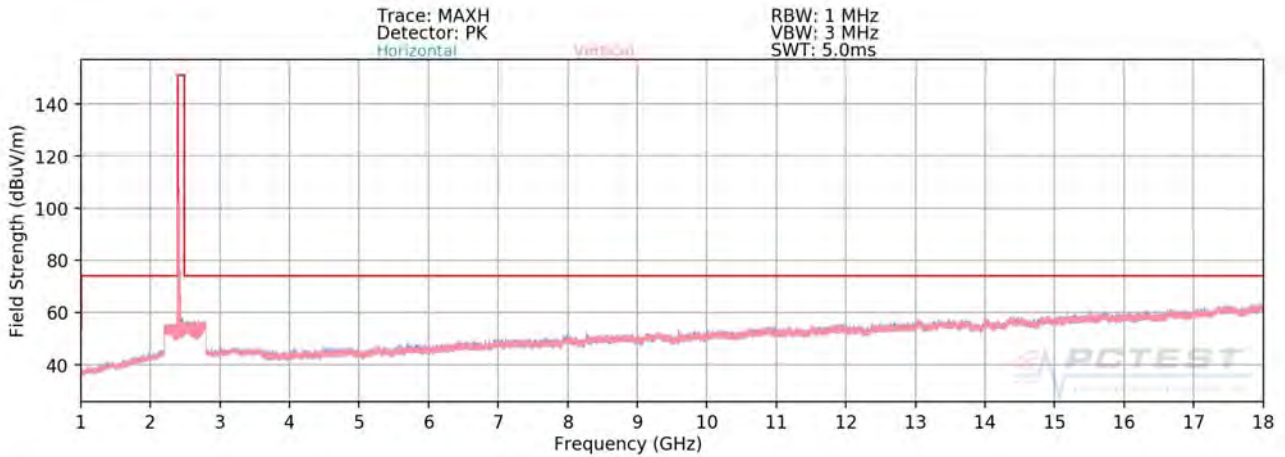


Plot 7-130. Radiated Spurious Plot above 1GHz SISO ANT1 (802.11ax OFDMA – 106 Tones – Ch. 6)

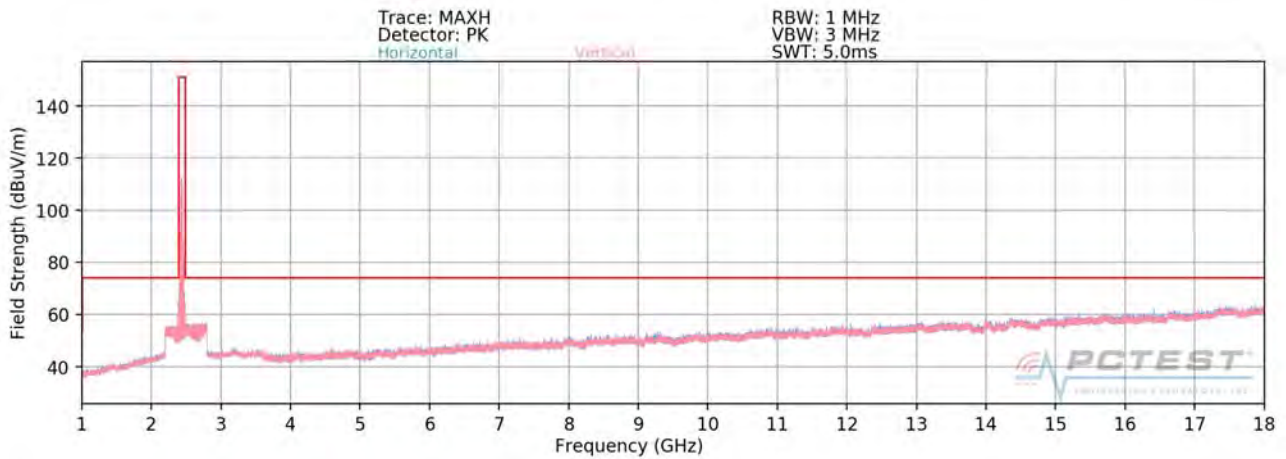


Plot 7-131. Radiated Spurious Plot above 1GHz SISO ANT1 (802.11ax OFDMA – 106 Tones – Ch. 11)

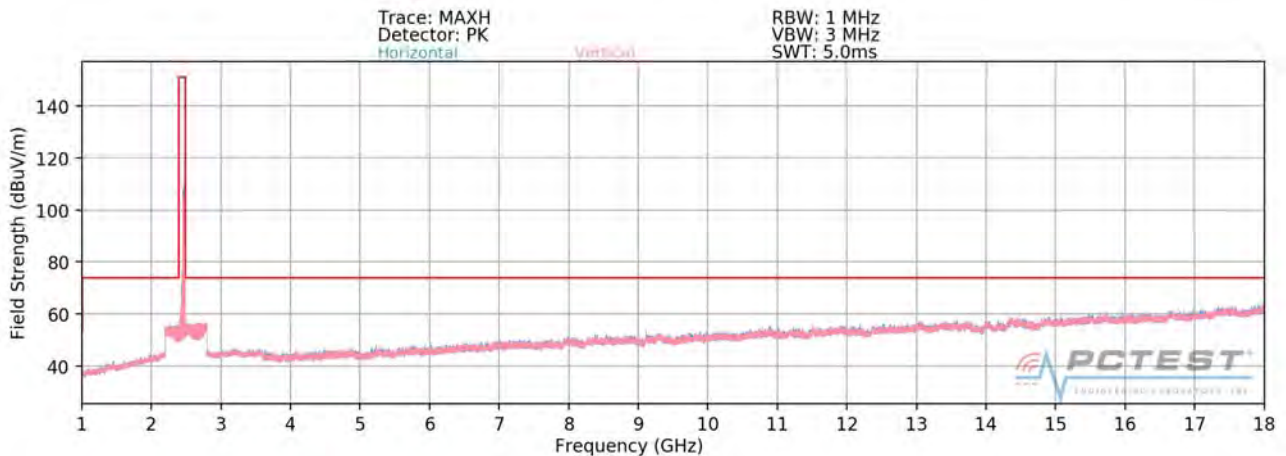
FCC ID: A3LSMG9700	 MEASUREMENT REPORT (CERTIFICATION) 		Approved by: Quality Manager
Test Report S/N: 1M1811260212-14.A3L	Test Dates: 11/9/2018 - 1/22/2019	EUT Type: Portable Handset	Page 101 of 149



Plot 7-132. Radiated Spurious Plot above 1GHz SISO ANT1 (802.11ax OFDMA – 242 Tones – Ch. 1)



Plot 7-133. Radiated Spurious Plot above 1GHz SISO ANT1 (802.11ax OFDMA – 242 Tones – Ch. 6)

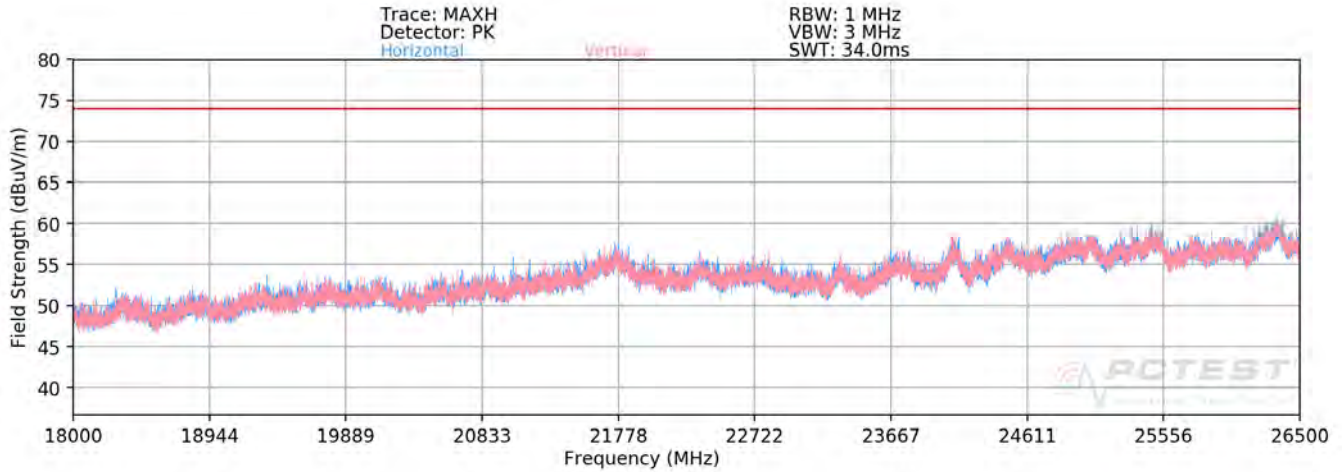


Plot 7-134. Radiated Spurious Plot above 1GHz SISO ANT1 (802.11ax OFDMA – 242 Tones – Ch. 11)

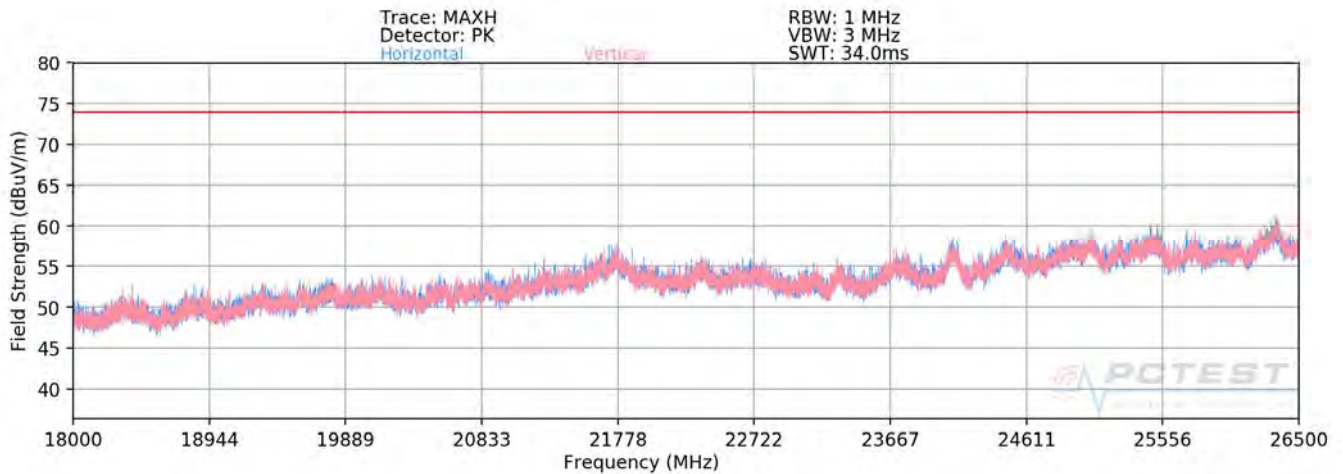
FCC ID: A3LSMG9700			MEASUREMENT REPORT (CERTIFICATION)		Approved by: Quality Manager
Test Report S/N: 1M1811260212-14.A3L	Test Dates: 11/9/2018 - 1/22/2019	EUT Type: Portable Handset		Page 102 of 149	

SISO Antenna-1 Radiated Spurious Emissions Measurements (Above 18GHz)

§15.209; RSS-Gen [8.9]



Plot 7-135. Radiated Spurious Plot above 18GHz SISO ANT1 (802.11ax OFDMA – 106 Tones)



Plot 7-136. Radiated Spurious Plot above 18GHz SISO ANT1 (802.11ax OFDMA – 242 Tones)

FCC ID: A3LSMG9700	 MEASUREMENT REPORT (CERTIFICATION) 		Approved by: Quality Manager
Test Report S/N: 1M1811260212-14.A3L	Test Dates: 11/9/2018 - 1/22/2019	EUT Type: Portable Handset	Page 103 of 149

SISO Antenna-1 Radiated Spurious Emission Measurements

§15.247(d) §15.205 & §15.209; RSS-Gen [8.9]

Worst Case Mode: 802.11ax OFDMA
 Worst Case Transfer Rate: MCS0
 RU Index: 53
 Distance of Measurements: 3 Meters
 Operating Frequency: 2412MHz
 Channel: 01

Frequency [MHz]	Detector	Ant. Pol. [H/V]	Antenna Height [cm]	Turntable Azimuth [degree]	Analyzer Level [dBm]	AFCL [dB/m]	Field Strength [dBµV/m]	Limit [dBµV/m]	Margin [dB]
4824.00	Avg	V	358	340	-80.66	8.84	35.18	53.98	-18.80
4824.00	Peak	V	358	340	-70.18	8.84	45.66	73.98	-28.32
12060.00	Avg	V	-	-	-83.42	21.88	45.46	53.98	-8.52
12060.00	Peak	V	-	-	-72.80	21.88	56.08	73.98	-17.90

Table 7-20. Radiated Measurements SISO ANT1 (106 Tones)

Worst Case Mode: 802.11ax OFDMA
 Worst Case Transfer Rate: MCS0
 RU Index: 53
 Distance of Measurements: 3 Meters
 Operating Frequency: 2437MHz
 Channel: 06

Frequency [MHz]	Detector	Ant. Pol. [H/V]	Antenna Height [cm]	Turntable Azimuth [degree]	Analyzer Level [dBm]	AFCL [dB/m]	Field Strength [dBµV/m]	Limit [dBµV/m]	Margin [dB]
4874.00	Avg	V	194	326	-79.95	8.39	35.44	53.98	-18.54
4874.00	Peak	V	194	326	-69.64	8.39	45.75	73.98	-28.23
7311.00	Avg	V	142	351	-79.87	14.07	41.20	53.98	-12.78
7311.00	Peak	V	142	351	-66.38	14.07	54.69	73.98	-19.29
12185.00	Avg	V	-	-	-83.83	21.73	44.90	53.98	-9.08
12185.00	Peak	V	-	-	-72.40	21.73	56.33	73.98	-17.65

Table 7-21. Radiated Measurements SISO ANT1 (106 Tones)

FCC ID: A3LSMG9700		MEASUREMENT REPORT (CERTIFICATION)		Approved by: Quality Manager
Test Report S/N: 1M1811260212-14.A3L	Test Dates: 11/9/2018 - 1/22/2019	EUT Type: Portable Handset	Page 104 of 149	

Worst Case Mode: 802.11ax OFDMA
 Worst Case Transfer Rate: MCS0
 RU Index: 53
 Distance of Measurements: 3 Meters
 Operating Frequency: 2462MHz
 Channel: 11

Frequency [MHz]	Detector	Ant. Pol. [H/V]	Antenna Height [cm]	Turntable Azimuth [degree]	Analyzer Level [dBm]	AFCL [dB/m]	Field Strength [dBμV/m]	Limit [dBμV/m]	Margin [dB]
4924.00	Avg	V	334	337	-80.25	8.79	35.54	53.98	-18.44
4924.00	Peak	V	334	337	-69.62	8.79	46.17	73.98	-27.81
7386.00	Avg	V	112	353	-79.28	13.59	41.31	53.98	-12.67
7386.00	Peak	V	112	353	-66.91	13.59	53.68	73.98	-20.30
12310.00	Avg	V	-	-	-84.27	21.90	44.63	53.98	-9.35
12310.00	Peak	V	-	-	-73.12	21.90	55.78	73.98	-18.20

Table 7-22. Radiated Measurements SISO ANT1 (106 Tones)

Worst Case Mode: 802.11ax OFDMA
 Worst Case Transfer Rate: MCS0
 RU Index: 61
 Distance of Measurements: 3 Meters
 Operating Frequency: 2412MHz
 Channel: 01

Frequency [MHz]	Detector	Ant. Pol. [H/V]	Antenna Height [cm]	Turntable Azimuth [degree]	Analyzer Level [dBm]	AFCL [dB/m]	Field Strength [dBμV/m]	Limit [dBμV/m]	Margin [dB]
4824.00	Avg	V	-	-	-81.22	8.84	34.62	53.98	-19.36
4824.00	Peak	V	-	-	-70.51	8.84	45.33	73.98	-28.65
12060.00	Avg	V	-	-	-83.60	21.88	45.28	53.98	-8.70
12060.00	Peak	V	-	-	-71.99	21.88	56.89	73.98	-17.09

Table 7-23. Radiated Measurements SISO ANT1 (242 Tones)

FCC ID: A3LSMG9700	 MEASUREMENT REPORT (CERTIFICATION) 		Approved by: Quality Manager
Test Report S/N: 1M1811260212-14.A3L	Test Dates: 11/9/2018 - 1/22/2019	EUT Type: Portable Handset	Page 105 of 149

Worst Case Mode: 802.11ax OFDMA
 Worst Case Transfer Rate: MCS0
 RU Index: 61
 Distance of Measurements: 3 Meters
 Operating Frequency: 2437MHz
 Channel: 06

Frequency [MHz]	Detector	Ant. Pol. [H/V]	Antenna Height [cm]	Turntable Azimuth [degree]	Analyzer Level [dBm]	AFCL [dB/m]	Field Strength [dBμV/m]	Limit [dBμV/m]	Margin [dB]
4874.00	Avg	V	-	-	-80.64	8.39	34.75	53.98	-19.23
4874.00	Peak	V	-	-	-69.84	8.39	45.55	73.98	-28.43
7311.00	Avg	V	-	-	-82.43	14.07	38.64	53.98	-15.34
7311.00	Peak	V	-	-	-71.48	14.07	49.59	73.98	-24.39
12185.00	Avg	V	-	-	-83.88	21.73	44.85	53.98	-9.13
12185.00	Peak	V	-	-	-72.74	21.73	55.99	73.98	-17.99

Table 7-24. Radiated Measurements SISO ANT1 (242 Tones)

Worst Case Mode: 802.11ax OFDMA
 Worst Case Transfer Rate: MCS0
 RU Index: 61
 Distance of Measurements: 3 Meters
 Operating Frequency: 2462MHz
 Channel: 11

Frequency [MHz]	Detector	Ant. Pol. [H/V]	Antenna Height [cm]	Turntable Azimuth [degree]	Analyzer Level [dBm]	AFCL [dB/m]	Field Strength [dBμV/m]	Limit [dBμV/m]	Margin [dB]
4924.00	Avg	V	-	-	-80.72	8.79	35.07	53.98	-18.91
4924.00	Peak	V	-	-	-70.03	8.79	45.76	73.98	-28.22
7386.00	Avg	V	-	-	-82.65	13.59	37.94	53.98	-16.04
7386.00	Peak	V	-	-	-71.76	13.59	48.83	73.98	-25.15
12310.00	Avg	V	-	-	-84.17	21.90	44.73	53.98	-9.25
12310.00	Peak	V	-	-	-73.21	21.90	55.69	73.98	-18.29


Table 7-25. Radiated Measurements SISO ANT1 (242 Tones)

FCC ID: A3LSMG9700			MEASUREMENT REPORT (CERTIFICATION)		Approved by: Quality Manager
Test Report S/N: 1M1811260212-14.A3L	Test Dates: 11/9/2018 - 1/22/2019	EUT Type: Portable Handset			Page 106 of 149

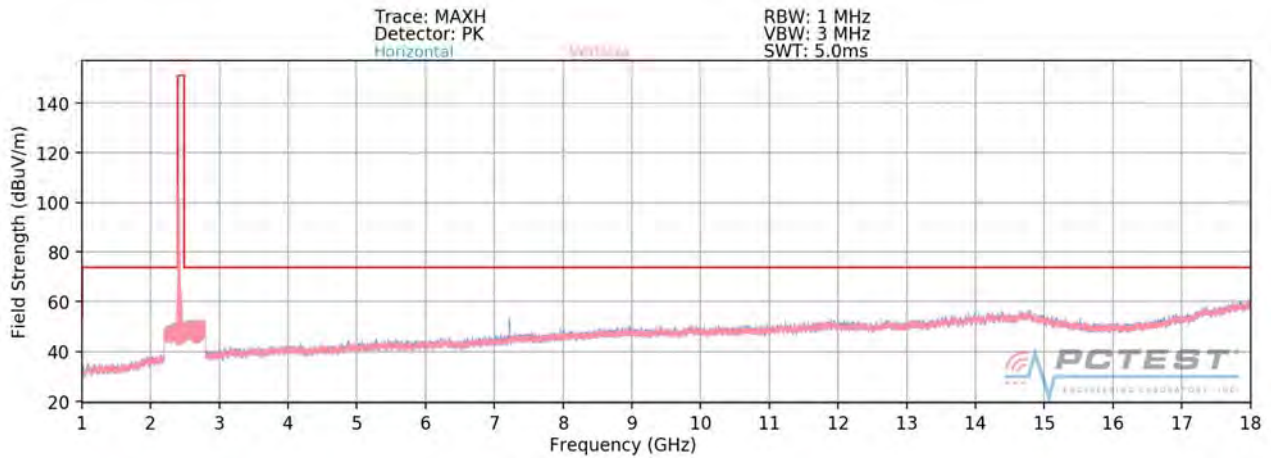
Worst Case Mode: 802.11ax OFDMA
 Worst Case Transfer Rate: MCS0
 RU Index: 53
 Distance of Measurements: 3 Meters
 Operating Frequency: 2462MHz
 Channel: 11

Frequency [MHz]	Detector	Ant. Pol. [H/V]	Antenna Height [cm]	Turntable Azimuth [degree]	Analyzer Level [dBm]	AFCL [dB/m]	Distance Correction Factor [dB]	Field Strength [dBμV/m]	Limit [dBμV/m]	Margin [dB]
4924.00	Avg	V	-	-	-77.17	3.58	0.00	33.41	53.98	-20.57
4924.00	Peak	V	-	-	-65.89	3.58	0.00	44.69	73.98	-29.29
7386.00	Avg	V	193	298	-77.18	9.02	0.00	38.84	53.98	-15.14
7386.00	Peak	V	193	298	-64.31	9.02	0.00	51.71	73.98	-22.27
12310.00	Avg	V	-	-	-79.49	15.11	0.00	42.62	53.98	-11.36
12310.00	Peak	V	-	-	-69.05	15.11	0.00	53.06	73.98	-20.92

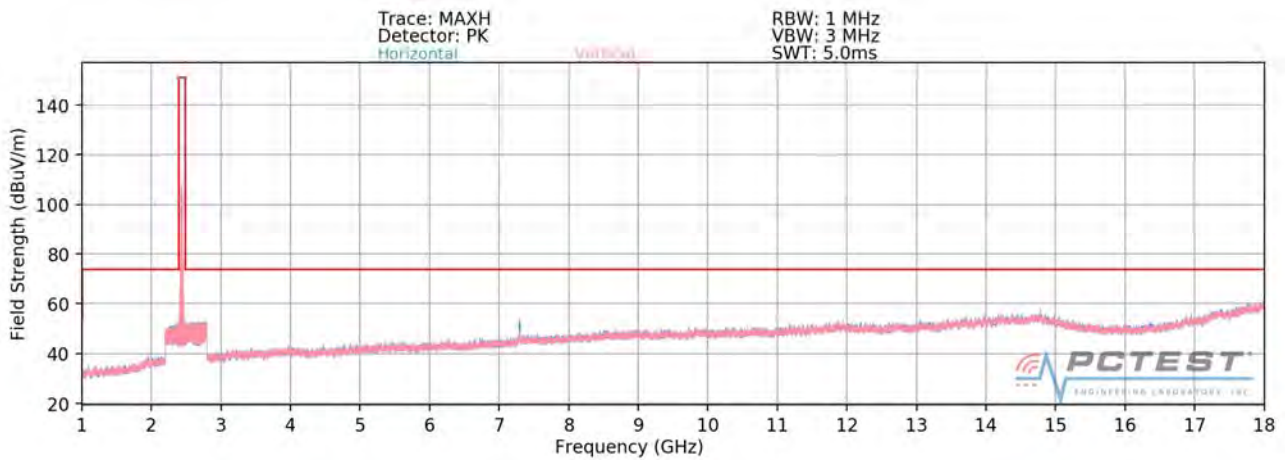
Table 7-26. Radiated Measurements SISO ANT1 with WCP (106 Tones)

FCC ID: A3LSMG9700	 MEASUREMENT REPORT (CERTIFICATION) 		Approved by: Quality Manager
Test Report S/N: 1M1811260212-14.A3L	Test Dates: 11/9/2018 - 1/22/2019	EUT Type: Portable Handset	Page 107 of 149

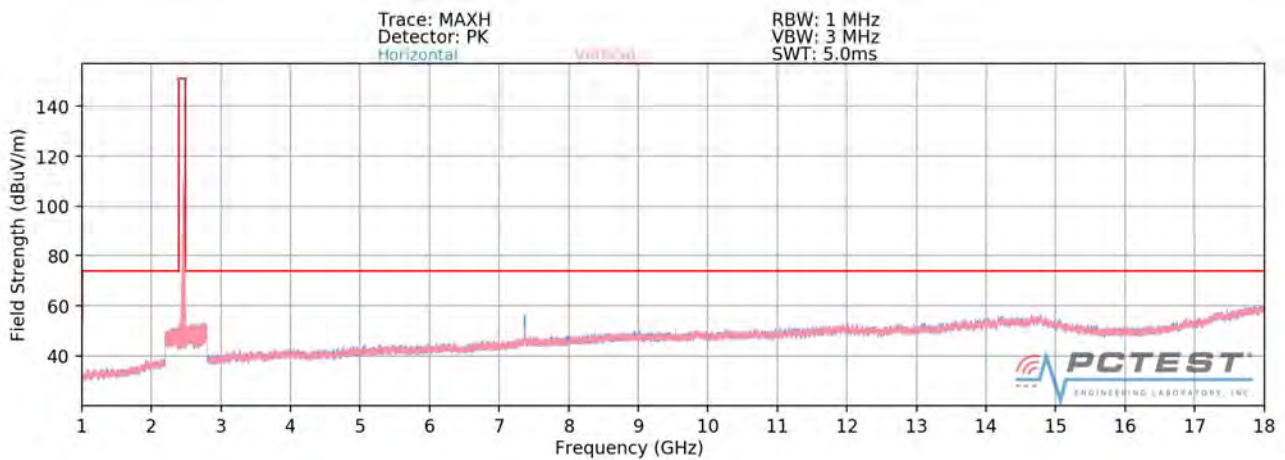
7.7.2 SISO Antenna-2 Radiated Spurious Emission Measurements
§15.247(d) §15.205 & §15.209; RSS-Gen [8.9]



Plot 7-137. Radiated Spurious Plot above 1GHz SISO ANT2 (802.11ax OFDMA – 106 Tones – Ch. 1)

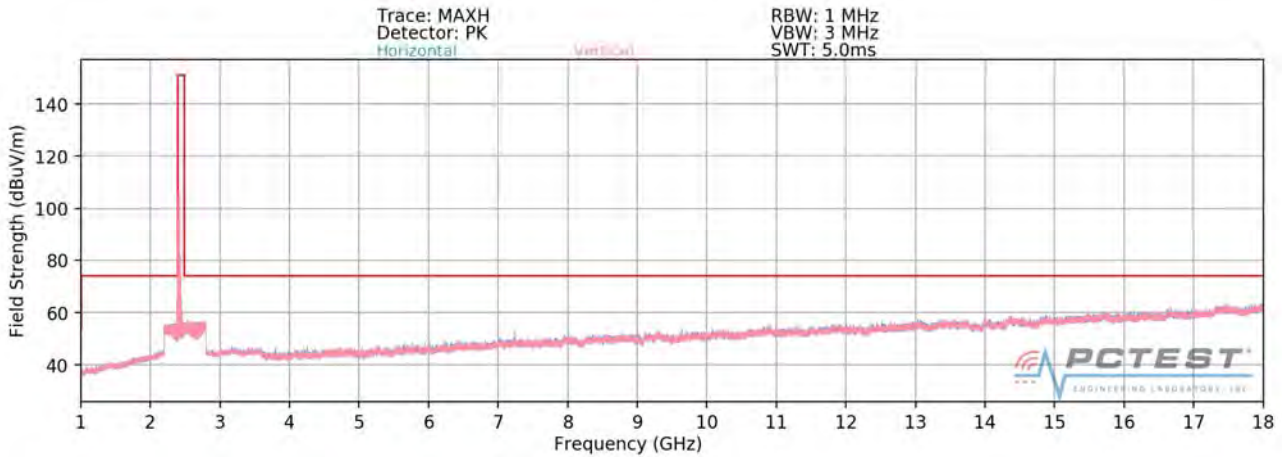


Plot 7-138. Radiated Spurious Plot above 1GHz SISO ANT2 (802.11ax OFDMA – 106 Tones – Ch. 6)

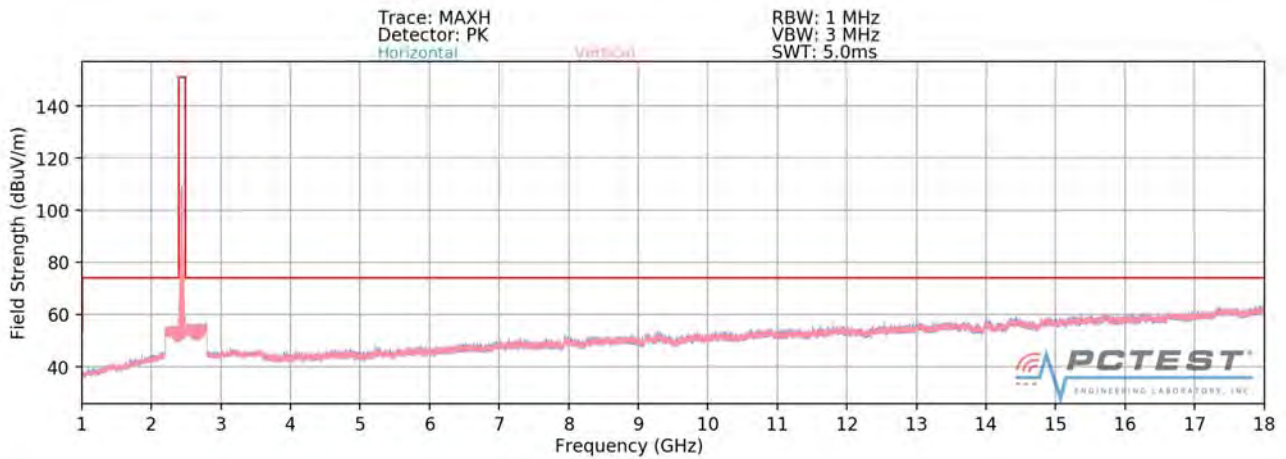


Plot 7-139. Radiated Spurious Plot above 1GHz SISO ANT2 (802.11ax OFDMA – 106 Tones – Ch. 11)

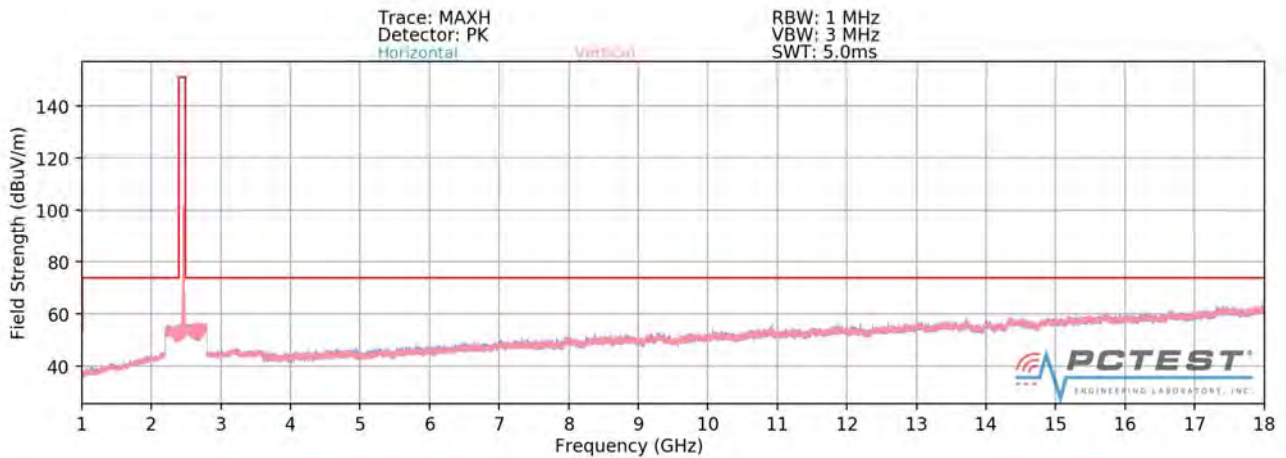
FCC ID: A3LSMG9700	 MEASUREMENT REPORT (CERTIFICATION) 		Approved by: Quality Manager
Test Report S/N: 1M1811260212-14.A3L	Test Dates: 11/9/2018 - 1/22/2019	EUT Type: Portable Handset	Page 108 of 149



Plot 7-140. Radiated Spurious Plot above 1GHz SISO ANT2 (802.11ax OFDMA – 242 Tones – Ch. 1)



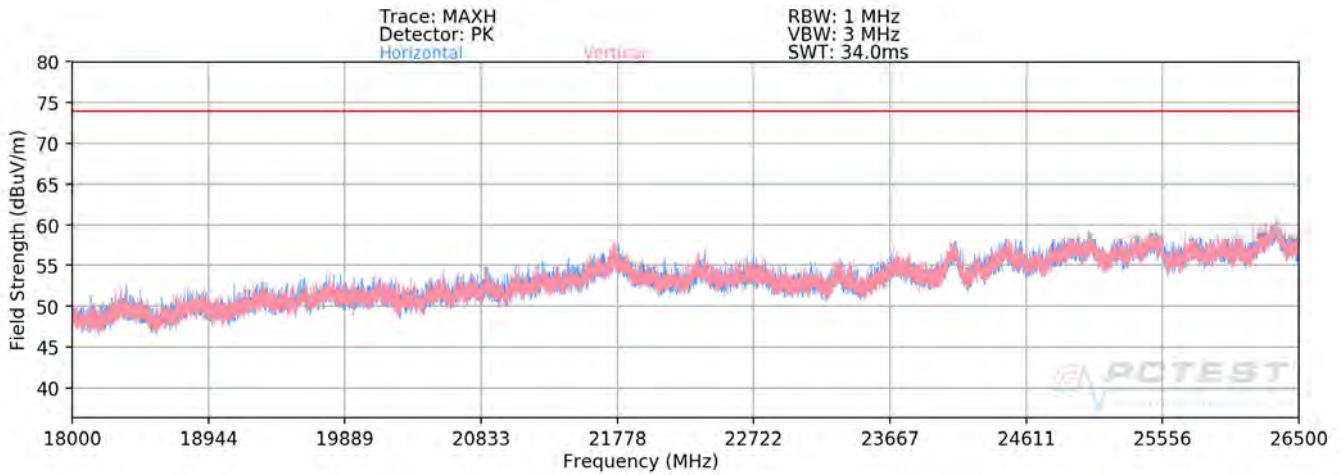
Plot 7-141. Radiated Spurious Plot above 1GHz SISO ANT2 (802.11ax OFDMA – 242 Tones – Ch. 6)



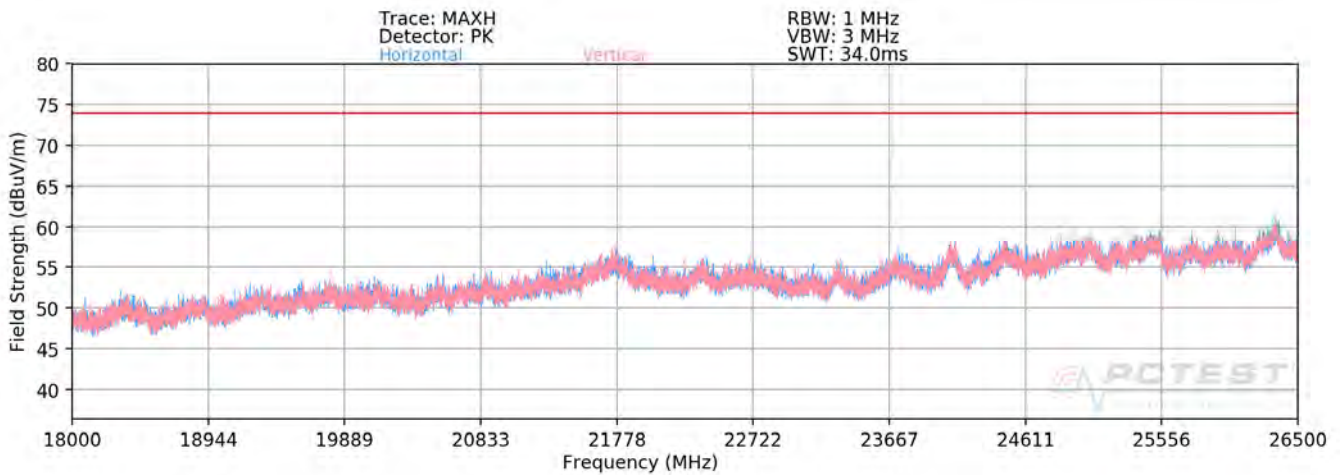
Plot 7-142. Radiated Spurious Plot above 1GHz SISO ANT2 (802.11ax OFDMA – 242 Tones – Ch. 11)

FCC ID: A3LSMG9700			MEASUREMENT REPORT (CERTIFICATION)		Approved by: Quality Manager
Test Report S/N: 1M1811260212-14.A3L	Test Dates: 11/9/2018 - 1/22/2019	EUT Type: Portable Handset	Page 109 of 149		

SISO Antenna-2 Radiated Spurious Emissions Measurements (Above 18GHz)
§15.209; RSS-Gen [8.9]



Plot 7-143. Radiated Spurious Plot above 18GHz SISO ANT2 (802.11ax OFDMA – 106 Tones)



Plot 7-144. Radiated Spurious Plot above 18GHz SISO ANT2 (802.11ax OFDMA – 242 Tones)

FCC ID: A3LSMG9700	 MEASUREMENT REPORT (CERTIFICATION) 		Approved by: Quality Manager
Test Report S/N: 1M1811260212-14.A3L	Test Dates: 11/9/2018 - 1/22/2019	EUT Type: Portable Handset	Page 110 of 149

SISO Antenna-2 Radiated Spurious Emission Measurements

§15.247(d) §15.205 & §15.209; RSS-Gen [8.9]

Worst Case Mode: 802.11ax OFDMA
 Worst Case Transfer Rate: MCS0
 RU Index: 53
 Distance of Measurements: 3 Meters
 Operating Frequency: 2412MHz
 Channel: 01

Frequency [MHz]	Detector	Ant. Pol. [H/V]	Antenna Height [cm]	Turntable Azimuth [degree]	Analyzer Level [dBm]	AFCL [dB/m]	Field Strength [dBµV/m]	Limit [dBµV/m]	Margin [dB]
4824.00	Avg	H	104	312	-80.41	8.84	35.43	53.98	-18.55
4824.00	Peak	H	104	312	-68.55	8.84	47.29	73.98	-26.69
12060.00	Avg	H	-	-	-83.94	21.88	44.94	53.98	-9.04
12060.00	Peak	H	-	-	-72.38	21.88	56.50	73.98	-17.48

Table 7-27. Radiated Measurements SISO ANT2 (106 Tones)

Worst Case Mode: 802.11ax OFDMA
 Worst Case Transfer Rate: MCS0
 RU Index: 53
 Distance of Measurements: 3 Meters
 Operating Frequency: 2437MHz
 Channel: 06

Frequency [MHz]	Detector	Ant. Pol. [H/V]	Antenna Height [cm]	Turntable Azimuth [degree]	Analyzer Level [dBm]	AFCL [dB/m]	Field Strength [dBµV/m]	Limit [dBµV/m]	Margin [dB]
4874.00	Avg	H	111	27	-80.59	8.39	34.80	53.98	-19.18
4874.00	Peak	H	111	27	-69.47	8.39	45.92	73.98	-28.06
7311.00	Avg	H	236	358	-76.92	14.07	44.15	53.98	-9.83
7311.00	Peak	H	236	358	-64.03	14.07	57.04	73.98	-16.94
12185.00	Avg	H	-	-	-84.25	21.73	44.48	53.98	-9.50
12185.00	Peak	H	-	-	-72.87	21.73	55.86	73.98	-18.12

Table 7-28. Radiated Measurements SISO ANT2 (106 Tones)

FCC ID: A3LSMG9700		MEASUREMENT REPORT (CERTIFICATION)		Approved by: Quality Manager
Test Report S/N: 1M1811260212-14.A3L	Test Dates: 11/9/2018 - 1/22/2019	EUT Type: Portable Handset	Page 111 of 149	

Worst Case Mode: 802.11ax OFDMA
 Worst Case Transfer Rate: MCS0
 RU Index: 53
 Distance of Measurements: 3 Meters
 Operating Frequency: 2462MHz
 Channel: 11

Frequency [MHz]	Detector	Ant. Pol. [H/V]	Antenna Height [cm]	Turntable Azimuth [degree]	Analyzer Level [dBm]	AFCL [dB/m]	Field Strength [dBµV/m]	Limit [dBµV/m]	Margin [dB]
4924.00	Avg	H	101	309	-78.80	8.79	36.99	53.98	-16.99
4924.00	Peak	H	101	309	-67.28	8.79	48.51	73.98	-25.47
7386.00	Avg	H	301	51	-72.97	13.59	47.62	53.98	-6.36
7386.00	Peak	H	301	51	-61.41	13.59	59.18	73.98	-14.80
12310.00	Avg	H	-	-	-84.63	21.90	44.27	53.98	-9.71
12310.00	Peak	H	-	-	-73.48	21.90	55.42	73.98	-18.56

Table 7-29. Radiated Measurements SISO ANT2 (106 Tones)

Worst Case Mode: 802.11ax OFDMA
 Worst Case Transfer Rate: MCS0
 RU Index: 61
 Distance of Measurements: 3 Meters
 Operating Frequency: 2412MHz
 Channel: 01

Frequency [MHz]	Detector	Ant. Pol. [H/V]	Antenna Height [cm]	Turntable Azimuth [degree]	Analyzer Level [dBm]	AFCL [dB/m]	Field Strength [dBµV/m]	Limit [dBµV/m]	Margin [dB]
4824.00	Avg	H	-	-	-81.63	8.84	34.21	53.98	-19.77
4824.00	Peak	H	-	-	-70.03	8.84	45.81	73.98	-28.17
12060.00	Avg	H	-	-	-83.94	21.88	44.94	53.98	-9.04
12060.00	Peak	H	-	-	-72.24	21.88	56.64	73.98	-17.34

Table 7-30. Radiated Measurements SISO ANT2 (242 Tones)

FCC ID: A3LSMG9700	 MEASUREMENT REPORT (CERTIFICATION) 		Approved by: Quality Manager
Test Report S/N: 1M1811260212-14.A3L	Test Dates: 11/9/2018 - 1/22/2019	EUT Type: Portable Handset	Page 112 of 149

Worst Case Mode: 802.11ax OFDMA
 Worst Case Transfer Rate: MCS0
 RU Index 61
 Distance of Measurements: 3 Meters
 Operating Frequency: 2437MHz
 Channel: 06

Frequency [MHz]	Detector	Ant. Pol. [H/V]	Antenna Height [cm]	Turntable Azimuth [degree]	Analyzer Level [dBm]	AFCL [dB/m]	Field Strength [dBµV/m]	Limit [dBµV/m]	Margin [dB]
4874.00	Avg	H	-	-	-81.09	8.39	34.30	53.98	-19.68
4874.00	Peak	H	-	-	-70.42	8.39	44.97	73.98	-29.01
7311.00	Avg	H	308	59	-78.73	14.07	42.34	53.98	-11.64
7311.00	Peak	H	308	59	-65.23	14.07	55.84	73.98	-18.14
12185.00	Avg	H	-	-	-84.10	21.73	44.63	53.98	-9.35
12185.00	Peak	H	-	-	-72.59	21.73	56.14	73.98	-17.84

Table 7-31. Radiated Measurements SISO ANT2 (242 Tones)

Worst Case Mode: 802.11ax OFDMA
 Worst Case Transfer Rate: MCS0
 RU Index 61
 Distance of Measurements: 3 Meters
 Operating Frequency: 2462MHz
 Channel: 11

Frequency [MHz]	Detector	Ant. Pol. [H/V]	Antenna Height [cm]	Turntable Azimuth [degree]	Analyzer Level [dBm]	AFCL [dB/m]	Field Strength [dBµV/m]	Limit [dBµV/m]	Margin [dB]
4924.00	Avg	H	123	317	-80.77	8.79	35.02	53.98	-18.96
4924.00	Peak	H	123	317	-69.56	8.79	46.23	73.98	-27.75
7386.00	Avg	H	282	59	-81.20	13.59	39.39	53.98	-14.59
7386.00	Peak	H	282	59	-70.47	13.59	50.12	73.98	-23.86
12310.00	Avg	H	-	-	-84.62	21.90	44.28	53.98	-9.70
12310.00	Peak	H	-	-	-73.75	21.90	55.15	73.98	-18.83

Table 7-32. Radiated Measurements SISO ANT2 (242 Tones)

FCC ID: A3LSMG9700		MEASUREMENT REPORT (CERTIFICATION)		Approved by: Quality Manager
Test Report S/N: 1M1811260212-14.A3L	Test Dates: 11/9/2018 - 1/22/2019	EUT Type: Portable Handset	Page 113 of 149	

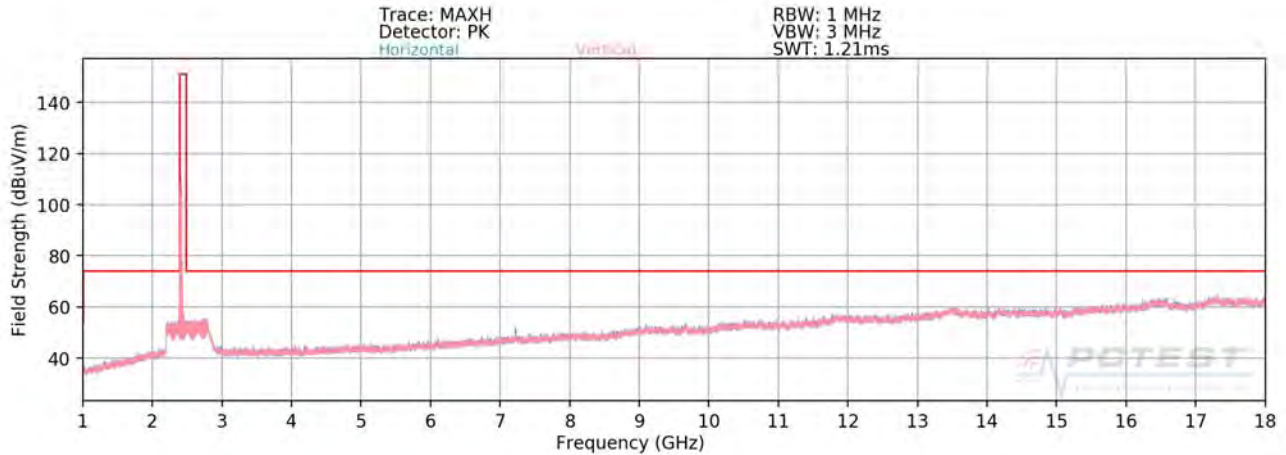
Worst Case Mode: 802.11ax OFDMA
 Worst Case Transfer Rate: MCS0
 RU Index: 53
 Distance of Measurements: 3 Meters
 Operating Frequency: 2462MHz
 Channel: 11

Frequency [MHz]	Detector	Ant. Pol. [H/V]	Antenna Height [cm]	Turntable Azimuth [degree]	Analyzer Level [dBm]	AFCL [dB/m]	Distance Correction Factor [dB]	Field Strength [dBμV/m]	Limit [dBμV/m]	Margin [dB]
4924.00	Avg	H	117	307	-76.73	3.58	0.00	33.85	53.98	-20.13
4924.00	Peak	H	117	307	-65.47	3.58	0.00	45.11	73.98	-28.87
7386.00	Avg	H	117	298	-70.23	9.02	0.00	45.79	53.98	-8.19
7386.00	Peak	H	117	298	-56.61	9.02	0.00	59.41	73.98	-14.57
12310.00	Avg	H	-	-	-79.55	15.11	0.00	42.56	53.98	-11.42
12310.00	Peak	H	-	-	-68.94	15.11	0.00	53.17	73.98	-20.81

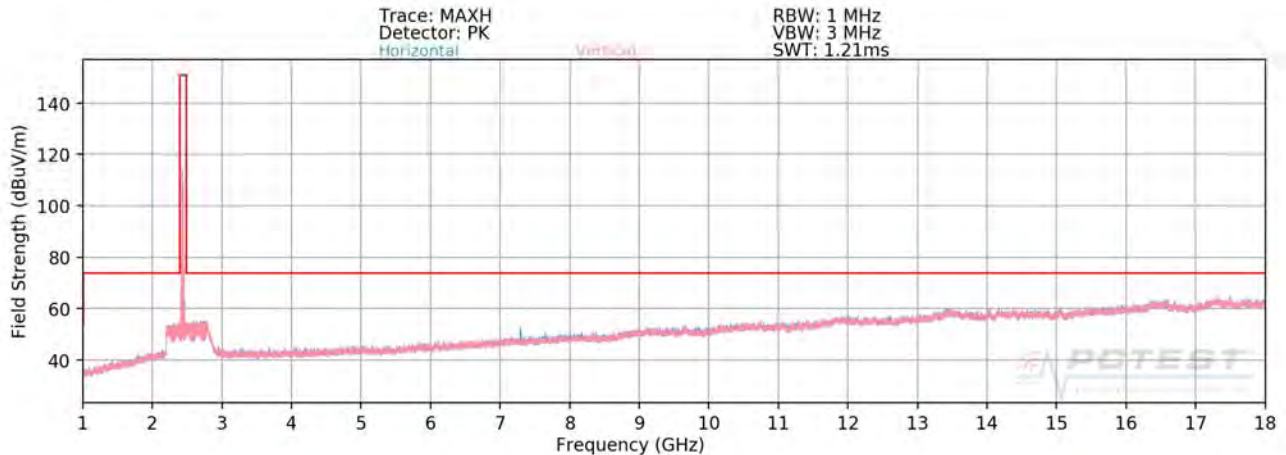
Table 7-33. Radiated Measurements SISO ANT2 with WCP (106 Tones)

FCC ID: A3LSMG9700			MEASUREMENT REPORT (CERTIFICATION)		Approved by: Quality Manager
Test Report S/N: 1M1811260212-14.A3L	Test Dates: 11/9/2018 - 1/22/2019	EUT Type: Portable Handset			Page 114 of 149

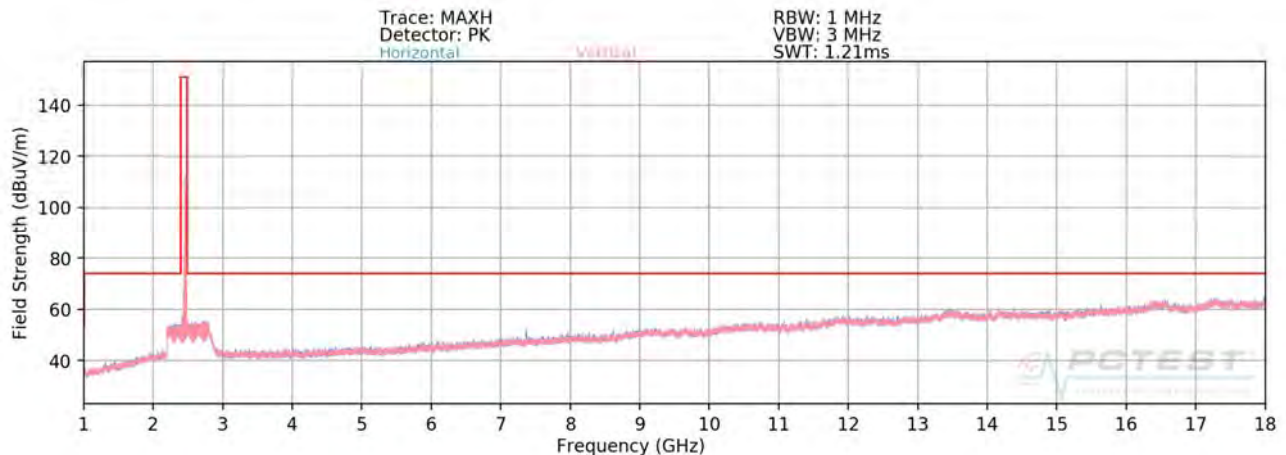
7.7.3 MIMO Radiated Spurious Emission Measurements
§15.247(d) §15.205 & §15.209; RSS-Gen [8.9]




Plot 7-145. Radiated Spurious Plot above 1GHz MIMO (802.11ax OFDMA – 106 Tones – Ch. 1)

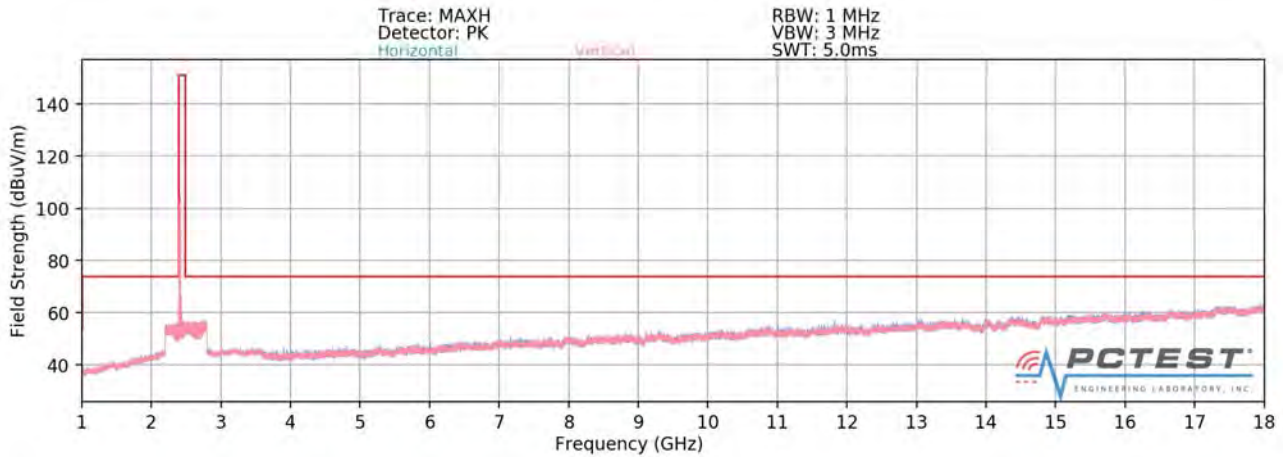


Plot 7-146. Radiated Spurious Plot above 1GHz MIMO (802.11ax OFDMA – 106 Tones – Ch. 6)

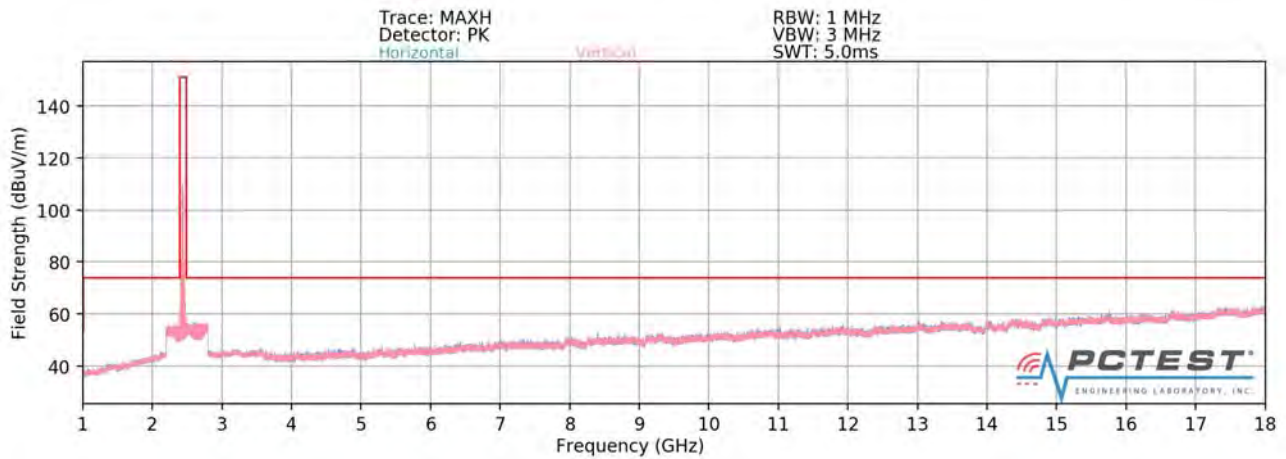


Plot 7-147. Radiated Spurious Plot above 1GHz MIMO (802.11ax OFDMA – 106 Tones – Ch. 11)

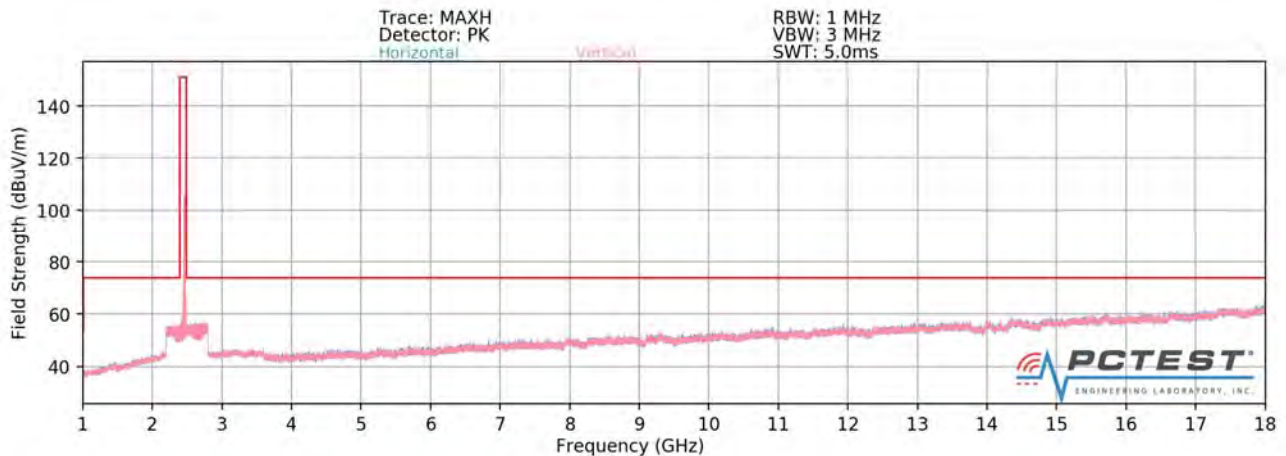
FCC ID: A3LSMG9700		MEASUREMENT REPORT (CERTIFICATION)		Approved by: Quality Manager
Test Report S/N: 1M1811260212-14.A3L	Test Dates: 11/9/2018 - 1/22/2019	EUT Type: Portable Handset	Page 115 of 149	



Plot 7-148. Radiated Spurious Plot above 1GHz MIMO (802.11ax OFDMA – 242 Tones – Ch. 1)



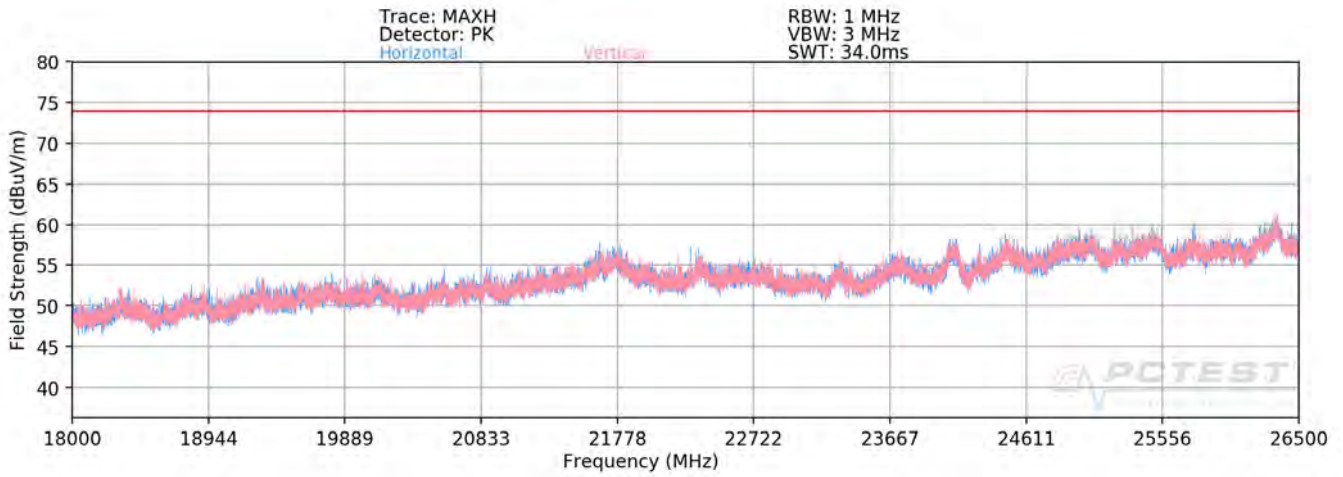
Plot 7-149. Radiated Spurious Plot above 1GHz MIMO (802.11ax OFDMA – 242 Tones – Ch. 6)



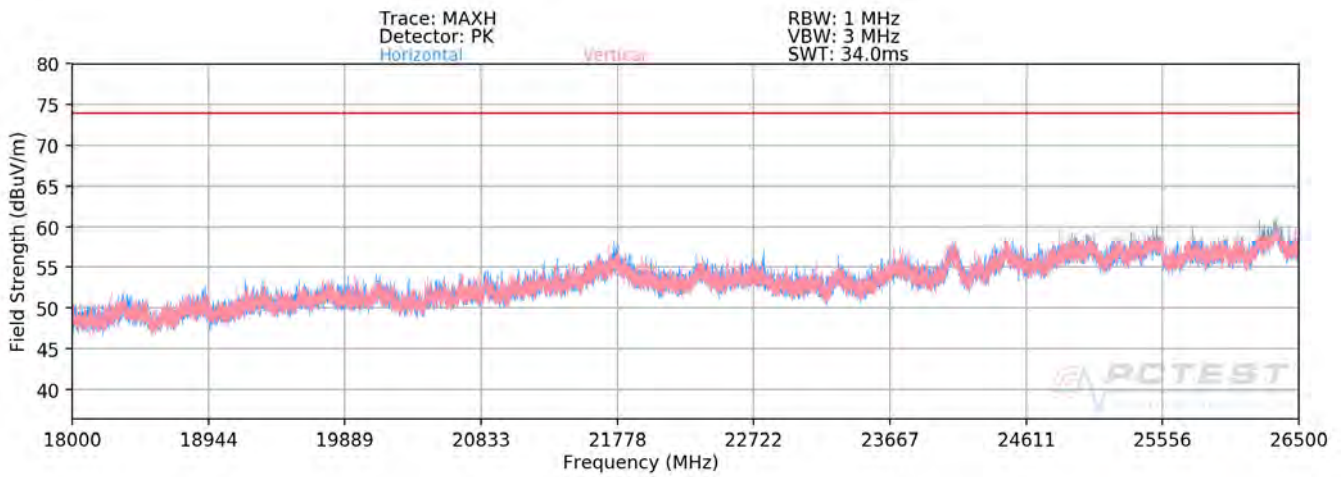
Plot 7-150. Radiated Spurious Plot above 1GHz MIMO (802.11ax OFDMA – 242 Tones – Ch. 11)

FCC ID: A3LSMG9700	MEASUREMENT REPORT (CERTIFICATION)		Approved by: Quality Manager
Test Report S/N: 1M1811260212-14.A3L	Test Dates: 11/9/2018 - 1/22/2019	EUT Type: Portable Handset	Page 116 of 149

MIMO/CDD Radiated Spurious Emissions Measurements (Above 18GHz)
§15.209; RSS-Gen [8.9]



Plot 7-151. Radiated Spurious Plot above 18GHz MIMO (802.11ax OFDMA – 106 Tones)



Plot 7-152. Radiated Spurious Plot above 18GHz MIMO (802.11ax OFDMA – 242 Tones)

FCC ID: A3LSMG9700	 MEASUREMENT REPORT (CERTIFICATION) 		Approved by: Quality Manager
Test Report S/N: 1M1811260212-14.A3L	Test Dates: 11/9/2018 - 1/22/2019	EUT Type: Portable Handset	Page 117 of 149

MIMO Radiated Spurious Emission Measurements

§15.247(d) §15.205 & §15.209; RSS-Gen [8.9]

Worst Case Mode: 802.11ax OFDMA
 Worst Case Transfer Rate: MCS0
 RU Index: 53
 Distance of Measurements: 3 Meters
 Operating Frequency: 2412MHz
 Channel: 01

Frequency [MHz]	Detector	Ant. Pol. [H/V]	Antenna Height [cm]	Turntable Azimuth [degree]	Analyzer Level [dBm]	AFCL [dB/m]	Field Strength [dBµV/m]	Limit [dBµV/m]	Margin [dB]
4824.00	Avg	V	286	31	-77.54	6.58	36.04	53.98	-17.93
4824.00	Peak	V	286	31	-65.94	6.58	47.64	73.98	-26.33
12060.00	Avg	V	-	-	-80.69	18.79	45.10	53.98	-8.88
12060.00	Peak	V	-	-	-69.15	18.79	56.64	73.98	-17.34

Table 7-34. Radiated Measurements MIMO (106 Tones)

Worst Case Mode: 802.11ax OFDMA
 Worst Case Transfer Rate: MCS0
 RU Index: 53
 Distance of Measurements: 3 Meters
 Operating Frequency: 2437MHz
 Channel: 06

Frequency [MHz]	Detector	Ant. Pol. [H/V]	Antenna Height [cm]	Turntable Azimuth [degree]	Analyzer Level [dBm]	AFCL [dB/m]	Field Strength [dBµV/m]	Limit [dBµV/m]	Margin [dB]
4874.00	Avg	V	171	33	-77.28	7.29	37.01	53.98	-16.96
4874.00	Peak	V	171	33	-65.71	7.29	48.58	73.98	-25.39
7311.00	Avg	V	234	350	-75.94	12.16	43.22	53.98	-10.76
7311.00	Peak	V	234	350	-61.70	12.16	57.46	73.98	-16.52
12185.00	Avg	V	-	-	-80.37	18.77	45.40	53.98	-8.58
12185.00	Peak	V	-	-	-68.50	18.77	57.27	73.98	-16.71

Table 7-35. Radiated Measurements MIMO (106 Tones)

FCC ID: A3LSMG9700	 MEASUREMENT REPORT (CERTIFICATION) 		Approved by: Quality Manager
Test Report S/N: 1M1811260212-14.A3L	Test Dates: 11/9/2018 - 1/22/2019	EUT Type: Portable Handset	Page 118 of 149

Worst Case Mode: 802.11ax OFDMA
 Worst Case Transfer Rate: MCS0
 RU Index: 53
 Distance of Measurements: 3 Meters
 Operating Frequency: 2462MHz
 Channel: 11

Frequency [MHz]	Detector	Ant. Pol. [H/V]	Antenna Height [cm]	Turntable Azimuth [degree]	Analyzer Level [dBm]	AFCL [dB/m]	Field Strength [dBμV/m]	Limit [dBμV/m]	Margin [dB]
4924.00	Avg	V	182	351	-77.75	6.85	36.10	53.98	-17.87
4924.00	Peak	V	182	351	-65.71	6.85	48.14	73.98	-25.83
7386.00	Avg	V	395	7	-74.31	12.71	45.40	53.98	-8.58
7386.00	Peak	V	395	7	-60.13	12.71	59.58	73.98	-14.40
12310.00	Avg	V	-	-	-80.86	18.85	44.99	53.98	-8.99
12310.00	Peak	V	-	-	-68.02	18.85	57.83	73.98	-16.15

Table 7-36. Radiated Measurements MIMO (106 Tones)

Worst Case Mode: 802.11ax OFDMA
 Worst Case Transfer Rate: MCS0
 RU Index: 61
 Distance of Measurements: 3 Meters
 Operating Frequency: 2412MHz
 Channel: 01

Frequency [MHz]	Detector	Ant. Pol. [H/V]	Antenna Height [cm]	Turntable Azimuth [degree]	Analyzer Level [dBm]	AFCL [dB/m]	Field Strength [dBμV/m]	Limit [dBμV/m]	Margin [dB]
4824.00	Avg	V	-	-	-78.17	6.58	35.41	53.98	-18.56
4824.00	Peak	V	-	-	-66.24	6.58	47.34	73.98	-26.63
12060.00	Avg	V	-	-	-80.46	18.79	45.33	53.98	-8.65
12060.00	Peak	V	-	-	-68.84	18.79	56.95	73.98	-17.03

Table 7-37. Radiated Measurements MIMO (242 Tones)

FCC ID: A3LSMG9700	 MEASUREMENT REPORT (CERTIFICATION) 		Approved by: Quality Manager
Test Report S/N: 1M1811260212-14.A3L	Test Dates: 11/9/2018 - 1/22/2019	EUT Type: Portable Handset	Page 119 of 149

Worst Case Mode: 802.11ax OFDMA
Worst Case Transfer Rate: MCS0
RU Index: 61
Distance of Measurements: 3 Meters
Operating Frequency: 2437MHz
Channel: 06

Frequency [MHz]	Detector	Ant. Pol. [H/V]	Antenna Height [cm]	Turntable Azimuth [degree]	Analyzer Level [dBm]	AFCL [dB/m]	Field Strength [dBμV/m]	Limit [dBμV/m]	Margin [dB]
4874.00	Avg	V	237	52	-78.02	7.29	36.27	53.98	-17.70
4874.00	Peak	V	237	52	-66.48	7.29	47.81	73.98	-26.16
7311.00	Avg	V	108	354	-77.38	12.16	41.78	53.98	-12.20
7311.00	Peak	V	108	354	-65.39	12.16	53.77	73.98	-20.21
12185.00	Avg	V	-	-	-80.28	18.77	45.49	53.98	-8.49
12185.00	Peak	V	-	-	-68.76	18.77	57.01	73.98	-16.97

Table 7-38. Radiated Measurements MIMO (242 Tones)

Worst Case Mode: 802.11ax OFDMA
Worst Case Transfer Rate: MCS0
RU Index: 61
Distance of Measurements: 3 Meters
Operating Frequency: 2462MHz
Channel: 11

Frequency [MHz]	Detector	Ant. Pol. [H/V]	Antenna Height [cm]	Turntable Azimuth [degree]	Analyzer Level [dBm]	AFCL [dB/m]	Field Strength [dBμV/m]	Limit [dBμV/m]	Margin [dB]
4924.00	Avg	V	327	45	-78.40	6.85	35.45	53.98	-18.52
4924.00	Peak	V	327	45	-66.41	6.85	47.44	73.98	-26.53
7386.00	Avg	V	100	343	-77.62	12.71	42.09	53.98	-11.89
7386.00	Peak	V	100	343	-65.21	12.71	54.50	73.98	-19.48
12310.00	Avg	V	-	-	-80.79	18.85	45.06	53.98	-8.92
12310.00	Peak	V	-	-	-69.08	18.85	56.77	73.98	-17.21

Table 7-39. Radiated Measurements MIMO (242 Tones)

FCC ID: A3LSMG9700		MEASUREMENT REPORT (CERTIFICATION)		Approved by: Quality Manager
Test Report S/N: 1M1811260212-14.A3L	Test Dates: 11/9/2018 - 1/22/2019	EUT Type: Portable Handset	Page 120 of 149	

Worst Case Mode: 802.11ax OFDMA
 Worst Case Transfer Rate: MCS0
 RU Index: 53
 Distance of Measurements: 3 Meters
 Operating Frequency: 2462MHz
 Channel: 11

Frequency [MHz]	Detector	Ant. Pol. [H/V]	Antenna Height [cm]	Turntable Azimuth [degree]	Analyzer Level [dBm]	AFCL [dB/m]	Field Strength [dBμV/m]	Limit [dBμV/m]	Margin [dB]
4924.00	Avg	V	-	-	-77.26	3.58	33.32	53.98	-20.66
4924.00	Peak	V	-	-	-65.47	3.58	45.11	73.98	-28.87
7386.00	Avg	V	152	341	-71.58	9.02	44.44	53.98	-9.54
7386.00	Peak	V	152	341	-57.41	9.02	58.61	73.98	-15.37
12310.00	Avg	V	-	-	-79.34	15.11	42.77	53.98	-11.21
12310.00	Peak	V	-	-	-69.16	15.11	52.95	73.98	-21.03

Table 7-40. Radiated Measurements MIMO with WCP (106 Tones)

FCC ID: A3LSMG9700	 MEASUREMENT REPORT (CERTIFICATION) 		Approved by: Quality Manager
Test Report S/N: 1M1811260212-14.A3L	Test Dates: 11/9/2018 - 1/22/2019	EUT Type: Portable Handset	Page 121 of 149

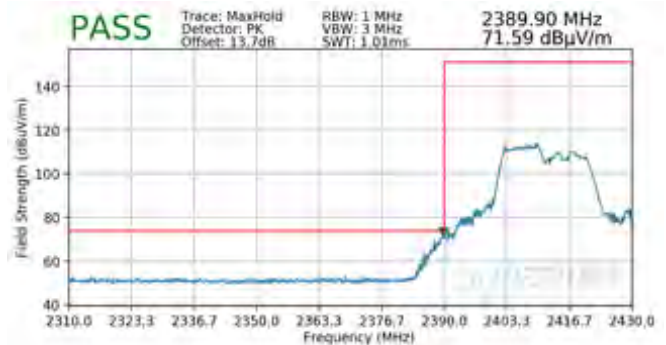
7.7.4 SISO Antenna-1 Radiated Restricted Band Edge Measurements §15.205 §15.209; RSS-Gen [8.9]

The radiated restricted band edge measurements are measured with an EMI test receiver connected to the receive antenna while the EUT is transmitting.

Worst Case Mode:	802.11ax OFDMA
Worst Case Transfer Rate:	MCS0
RU Index	53
Distance of Measurements:	3 Meters
Operating Frequency:	2412MHz
Channel:	1



Plot 7-153. Radiated Restricted Lower Band Edge Measurement SISO ANT1 (Average – 106 Tones)



Plot 7-154. Radiated Restricted Lower Band Edge Measurement SISO ANT1 (Peak – 106 Tones)

Worst Case Mode:	802.11ax OFDMA
Worst Case Transfer Rate:	MCS0
RU Index	53
Distance of Measurements:	3 Meters
Operating Frequency:	2417MHz
Channel:	2



Plot 7-155. Radiated Restricted Lower Band Edge Measurement SISO ANT1 (Average – 106 Tones)



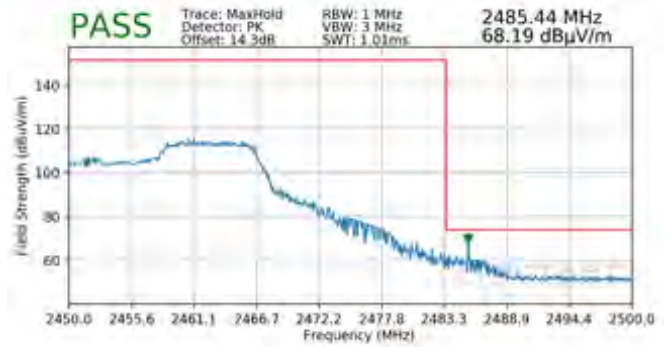
Plot 7-156. Radiated Restricted Lower Band Edge Measurement SISO ANT1 (Peak – 106 Tones)

FCC ID: A3LSMG9700		MEASUREMENT REPORT (CERTIFICATION)		Approved by: Quality Manager
Test Report S/N: 1M1811260212-14.A3L	Test Dates: 11/9/2018 - 1/22/2019	EUT Type: Portable Handset		Page 122 of 149

Worst Case Mode: 802.11ax OFDMA
 Worst Case Transfer Rate: MCS0
 RU Index: 54
 Distance of Measurements: 3 Meters
 Operating Frequency: 2457MHz
 Channel: 10

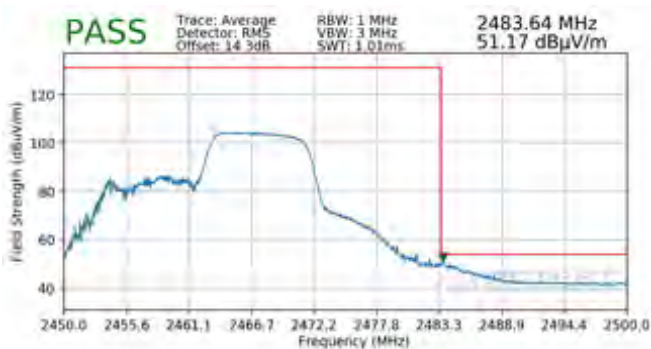


Plot 7-157. Radiated Restricted Upper Band Edge Measurement SISO ANT1 (Average – 106 Tones)

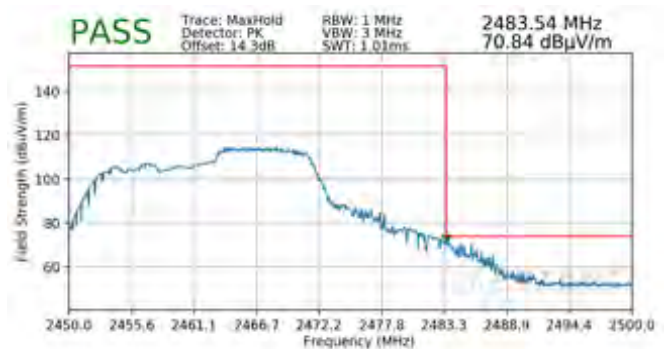


Plot 7-158. Radiated Restricted Upper Band Edge Measurement SISO ANT1 (Peak – 106 Tones)

Worst Case Mode: 802.11ax OFDMA
 Worst Case Transfer Rate: MCS0
 RU Index: 54
 Distance of Measurements: 3 Meters
 Operating Frequency: 2462MHz
 Channel: 11



Plot 7-159. Radiated Restricted Upper Band Edge Measurement SISO ANT1 (Average – 106 Tones)



Plot 7-160. Radiated Restricted Upper Band Edge Measurement SISO ANT1 (Peak – 106 Tones)

FCC ID: A3LSMG9700				MEASUREMENT REPORT (CERTIFICATION) Approved by: Quality Manager
Test Report S/N: 1M1811260212-14.A3L	Test Dates: 11/9/2018 - 1/22/2019	EUT Type: Portable Handset	Page 123 of 149	

Worst Case Mode: 802.11ax OFDMA
 Worst Case Transfer Rate: MCS0
 RU Index: 54
 Distance of Measurements: 3 Meters
 Operating Frequency: 2467MHz
 Channel: 12



Plot 7-161. Radiated Restricted Upper Band Edge Measurement SISO ANT1 (Average – 106 Tones)

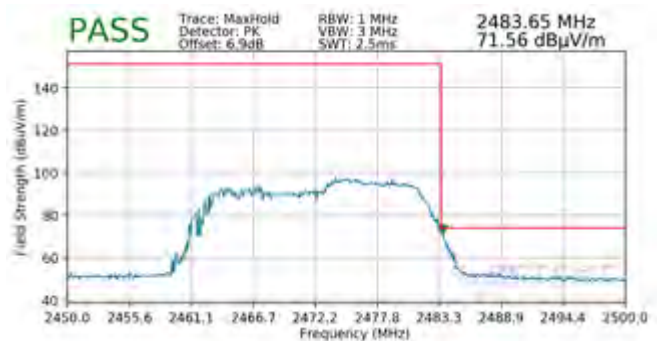


Plot 7-162. Radiated Restricted Upper Band Edge Measurement SISO ANT1 (Peak – 106 Tones)

Worst Case Mode: 802.11ax OFDMA
 Worst Case Transfer Rate: MCS0
 RU Index: 54
 Distance of Measurements: 3 Meters
 Operating Frequency: 2472MHz
 Channel: 13



Plot 7-163. Radiated Restricted Upper Band Edge Measurement SISO ANT1 (Average – 106 Tones)



Plot 7-164. Radiated Restricted Upper Band Edge Measurement SISO ANT1 (Peak – 106 Tones)

FCC ID: A3LSMG9700			MEASUREMENT REPORT (CERTIFICATION)		Approved by: Quality Manager
Test Report S/N: 1M1811260212-14.A3L	Test Dates: 11/9/2018 - 1/22/2019	EUT Type: Portable Handset	Page 124 of 149		

Worst Case Mode: 802.11ax OFDMA
 Worst Case Transfer Rate: MCS0
 RU Index: 61
 Distance of Measurements: 3 Meters
 Operating Frequency: 2412MHz
 Channel: 1

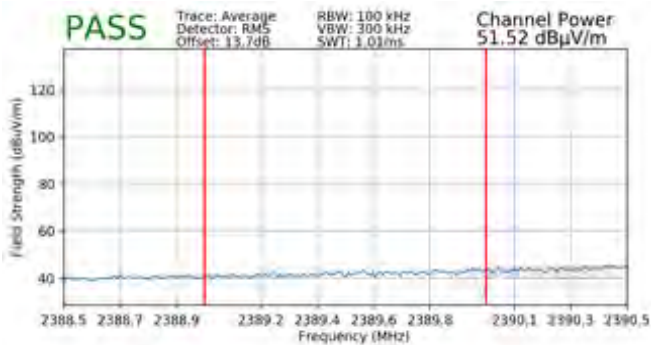


Plot 7-165. Radiated Restricted Lower Band Edge Measurement SISO ANT1 (Average – 242 Tones)

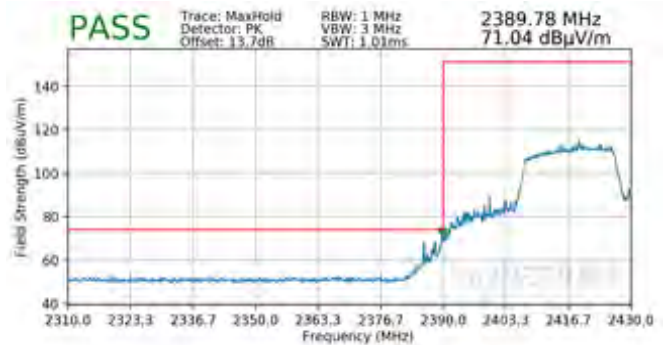


Plot 7-166. Radiated Restricted Lower Band Edge Measurement SISO ANT1 (Peak – 242 Tones)

Worst Case Mode: 802.11ax OFDMA
 Worst Case Transfer Rate: MCS0
 RU Index: 61
 Distance of Measurements: 3 Meters
 Operating Frequency: 2417MHz
 Channel: 2



Plot 7-167. Radiated Restricted Lower Band Edge Measurement SISO ANT1 (Average – 242 Tones)



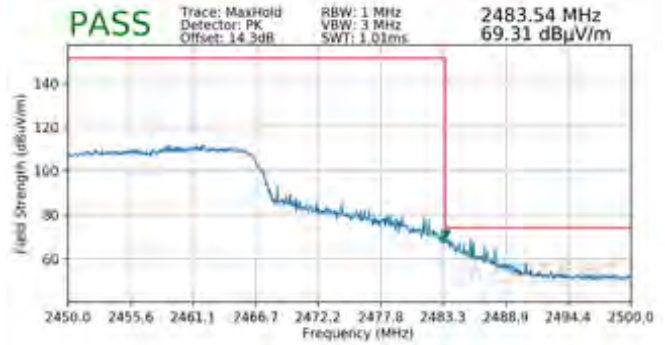
Plot 7-168. Radiated Restricted Lower Band Edge Measurement SISO ANT1 (Peak – 242 Tones)

FCC ID: A3LSMG9700		MEASUREMENT REPORT (CERTIFICATION)		Approved by: Quality Manager
Test Report S/N: 1M1811260212-14.A3L	Test Dates: 11/9/2018 - 1/22/2019	EUT Type: Portable Handset		Page 125 of 149

Worst Case Mode: 802.11ax OFDMA
 Worst Case Transfer Rate: MCS0
 RU Index: 61
 Distance of Measurements: 3 Meters
 Operating Frequency: 2457MHz
 Channel: 10

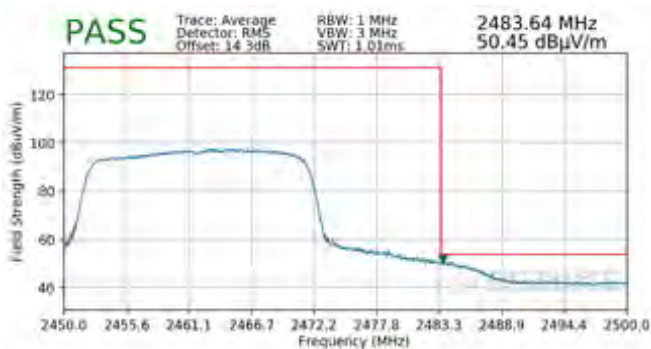


Plot 7-169. Radiated Restricted Upper Band Edge Measurement SISO ANT1 (Average – 242 Tones)

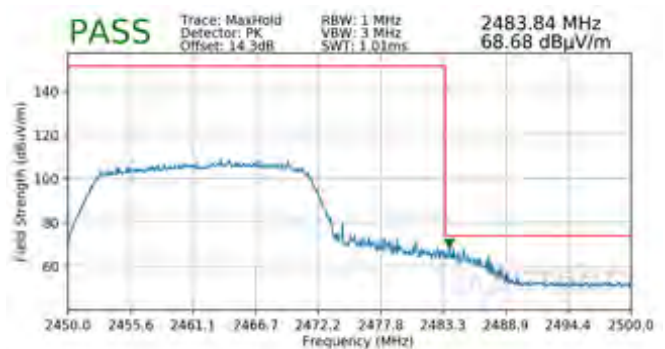


Plot 7-170. Radiated Restricted Upper Band Edge Measurement SISO ANT1 (Peak – 242 Tones)

Worst Case Mode: 802.11ax OFDMA
 Worst Case Transfer Rate: MCS0
 RU Index: 61
 Distance of Measurements: 3 Meters
 Operating Frequency: 2462MHz
 Channel: 11



Plot 7-171. Radiated Restricted Upper Band Edge Measurement SISO ANT1 (Average – 242 Tones)



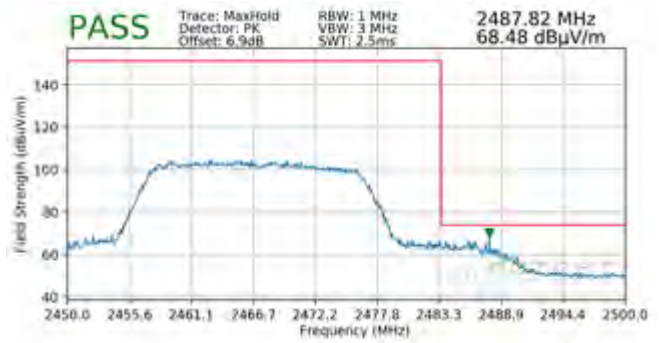
Plot 7-172. Radiated Restricted Upper Band Edge Measurement SISO ANT1 (Peak – 242 Tones)

FCC ID: A3LSMG9700			MEASUREMENT REPORT (CERTIFICATION)		Approved by: Quality Manager
Test Report S/N: 1M1811260212-14.A3L	Test Dates: 11/9/2018 - 1/22/2019	EUT Type: Portable Handset		Page 126 of 149	

Worst Case Mode:	802.11ax OFDMA
Worst Case Transfer Rate:	MCS0
RU Index	61
Distance of Measurements:	3 Meters
Operating Frequency:	2467MHz
Channel:	12



Plot 7-173. Radiated Restricted Upper Band Edge Measurement SISO ANT1 (Average – 242 Tones)



Plot 7-174. Radiated Restricted Upper Band Edge Measurement SISO ANT1 (Peak – 242 Tones)

Worst Case Mode:	802.11ax OFDMA
Worst Case Transfer Rate:	MCS0
RU Index	61
Distance of Measurements:	3 Meters
Operating Frequency:	2472MHz
Channel:	13



Plot 7-175. Radiated Restricted Upper Band Edge Measurement SISO ANT1 (Average – 242 Tones)



Plot 7-176. Radiated Restricted Upper Band Edge Measurement SISO ANT1 (Peak – 242 Tones)

FCC ID: A3LSMG9700		MEASUREMENT REPORT (CERTIFICATION)		Approved by: Quality Manager
Test Report S/N: 1M1811260212-14.A3L	Test Dates: 11/9/2018 - 1/22/2019	EUT Type: Portable Handset		Page 127 of 149

Worst Case Mode: 802.11ax OFDMA
 Worst Case Transfer Rate: MCS0
 RU Index: 61
 Distance of Measurements: 3 Meters
 Operating Frequency: 2412MHz
 Channel: 1



Plot 7-177. Radiated Restricted Band Edge Measurement SISO ANT1 with WCP (Average – 242 Tones)



Plot 7-178. Radiated Restricted Band Edge Measurement SISO ANT1 with WCP (Peak – 242 Tones)

FCC ID: A3LSMG9700	MEASUREMENT REPORT (CERTIFICATION)		Approved by: Quality Manager
Test Report S/N: 1M1811260212-14.A3L	Test Dates: 11/9/2018 - 1/22/2019	EUT Type: Portable Handset	Page 128 of 149

7.7.5 SISO Antenna-2 Radiated Restricted Band Edge Measurements §15.205 §15.209; RSS-Gen [8.9]

The radiated restricted band edge measurements are measured with an EMI test receiver connected to the receive antenna while the EUT is transmitting.

Worst Case Mode:	802.11ax OFDMA
Worst Case Transfer Rate:	MCS0
RU Index	53
Distance of Measurements:	3 Meters
Operating Frequency:	2412MHz
Channel:	1



Plot 7-179. Radiated Restricted Lower Band Edge Measurement SISO ANT2 (Average – 106 Tones)



Plot 7-180. Radiated Restricted Lower Band Edge Measurement SISO ANT2 (Peak – 106 Tones)

Worst Case Mode:	802.11ax OFDMA
Worst Case Transfer Rate:	MCS0
RU Index	53
Distance of Measurements:	3 Meters
Operating Frequency:	2417MHz
Channel:	2



Plot 7-181. Radiated Restricted Lower Band Edge Measurement SISO ANT2 (Average – 106 Tones)



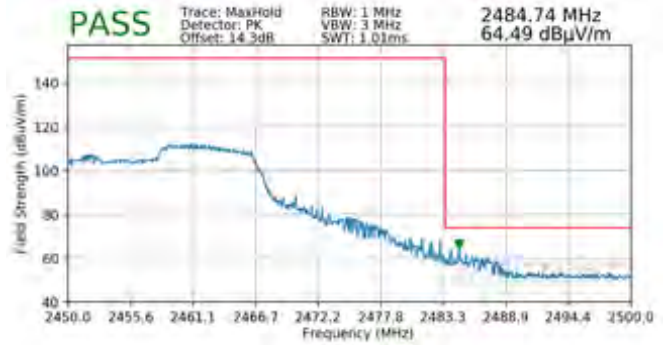
Plot 7-182. Radiated Restricted Lower Band Edge Measurement SISO ANT2 (Peak – 106 Tones)

FCC ID: A3LSMG9700		MEASUREMENT REPORT (CERTIFICATION)		Approved by: Quality Manager
Test Report S/N: 1M1811260212-14.A3L	Test Dates: 11/9/2018 - 1/22/2019	EUT Type: Portable Handset		Page 129 of 149

Worst Case Mode: 802.11ax OFDMA
 Worst Case Transfer Rate: MCS0
 RU Index: 54
 Distance of Measurements: 3 Meters
 Operating Frequency: 2457MHz
 Channel: 10



Plot 7-183. Radiated Restricted Upper Band Edge Measurement SISO ANT2 (Average – 106 Tones)

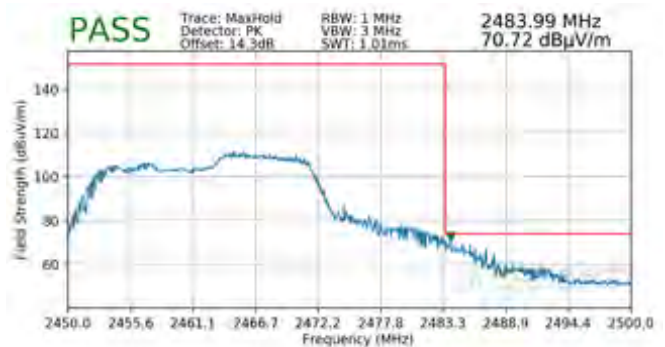


Plot 7-184. Radiated Restricted Upper Band Edge Measurement SISO ANT2 (Peak – 106 Tones)

Worst Case Mode: 802.11ax OFDMA
 Worst Case Transfer Rate: MCS0
 RU Index: 54
 Distance of Measurements: 3 Meters
 Operating Frequency: 2462MHz
 Channel: 11



Plot 7-185. Radiated Restricted Upper Band Edge Measurement SISO ANT2 (Average – 106 Tones)



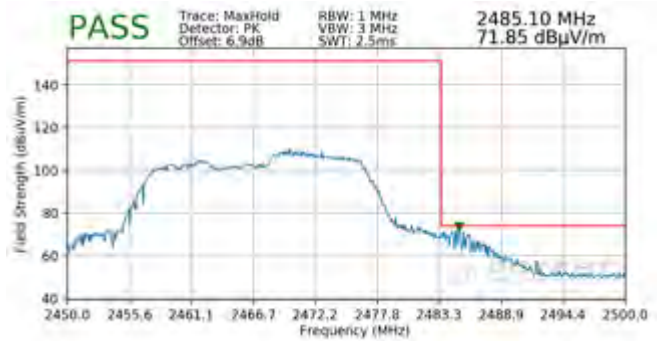
Plot 7-186. Radiated Restricted Upper Band Edge Measurement SISO ANT2 (Peak – 106 Tones)

FCC ID: A3LSMG9700			MEASUREMENT REPORT (CERTIFICATION)		Approved by: Quality Manager
Test Report S/N: 1M1811260212-14.A3L	Test Dates: 11/9/2018 - 1/22/2019	EUT Type: Portable Handset	Page 130 of 149		

Worst Case Mode: 802.11ax OFDMA
 Worst Case Transfer Rate: MCS0
 RU Index: 54
 Distance of Measurements: 3 Meters
 Operating Frequency: 2467MHz
 Channel: 12

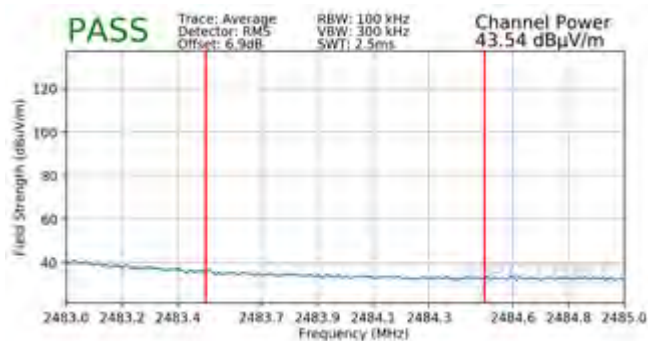


Plot 7-187. Radiated Restricted Upper Band Edge Measurement SISO ANT2 (Average – 106 Tones)

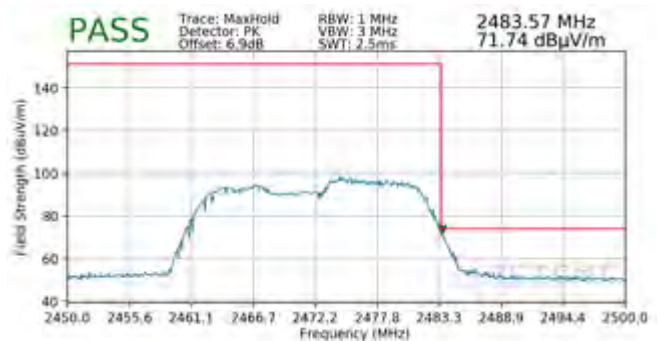


Plot 7-188. Radiated Restricted Upper Band Edge Measurement SISO ANT2 (Peak – 106 Tones)

Worst Case Mode: 802.11ax OFDMA
 Worst Case Transfer Rate: MCS0
 RU Index: 54
 Distance of Measurements: 3 Meters
 Operating Frequency: 2472MHz
 Channel: 13



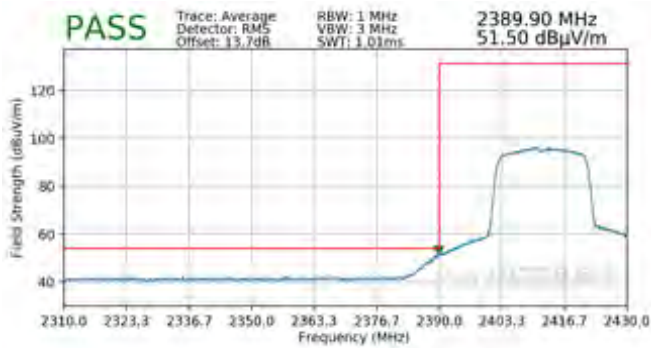
Plot 7-189. Radiated Restricted Upper Band Edge Measurement SISO ANT2 (Average – 106 Tones)



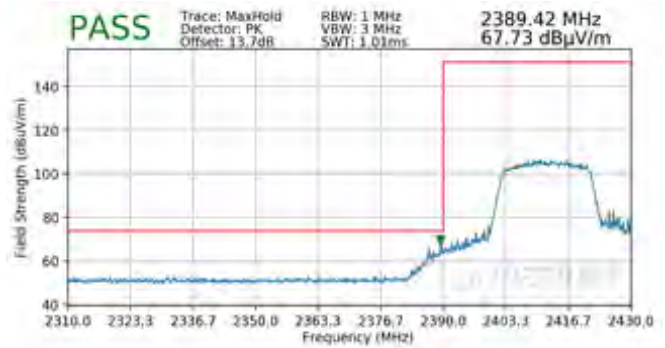
Plot 7-190. Radiated Restricted Upper Band Edge Measurement SISO ANT2 (Peak – 106 Tones)

FCC ID: A3LSMG9700			MEASUREMENT REPORT (CERTIFICATION)		Approved by: Quality Manager
Test Report S/N: 1M1811260212-14.A3L	Test Dates: 11/9/2018 - 1/22/2019	EUT Type: Portable Handset	Page 131 of 149		

Worst Case Mode: 802.11ax OFDMA
 Worst Case Transfer Rate: MCS0
 RU Index: 61
 Distance of Measurements: 3 Meters
 Operating Frequency: 2412MHz
 Channel: 1



Plot 7-191. Radiated Restricted Lower Band Edge Measurement SISO ANT2 (Average – 242 Tones)

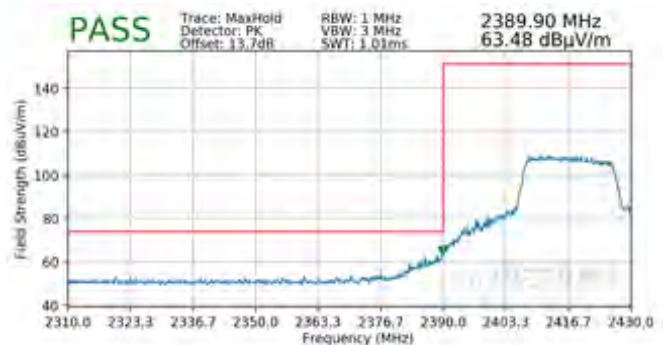


Plot 7-192. Radiated Restricted Lower Band Edge Measurement SISO ANT2 (Peak – 242 Tones)

Worst Case Mode: 802.11ax OFDMA
 Worst Case Transfer Rate: MCS0
 RU Index: 61
 Distance of Measurements: 3 Meters
 Operating Frequency: 2417MHz
 Channel: 2



Plot 7-193. Radiated Restricted Lower Band Edge Measurement SISO ANT2 (Average – 242 Tones)



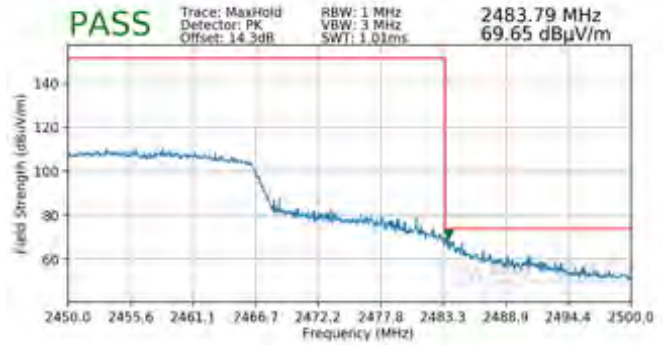
Plot 7-194. Radiated Restricted Lower Band Edge Measurement SISO ANT2 (Peak – 242 Tones)

FCC ID: A3LSMG9700		MEASUREMENT REPORT (CERTIFICATION)		Approved by: Quality Manager
Test Report S/N: 1M1811260212-14.A3L	Test Dates: 11/9/2018 - 1/22/2019	EUT Type: Portable Handset		Page 132 of 149

Worst Case Mode: 802.11ax OFDMA
 Worst Case Transfer Rate: MCS0
 RU Index: 61
 Distance of Measurements: 3 Meters
 Operating Frequency: 2457MHz
 Channel: 10



Plot 7-195. Radiated Restricted Upper Band Edge Measurement SISO ANT2 (Average – 242 Tones)

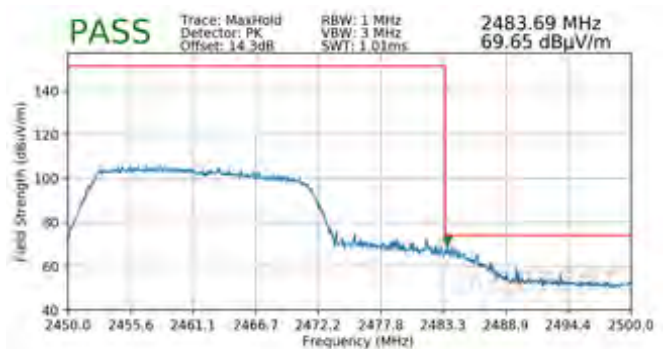


Plot 7-196. Radiated Restricted Upper Band Edge Measurement SISO ANT2 (Peak – 242 Tones)

Worst Case Mode: 802.11ax OFDMA
 Worst Case Transfer Rate: MCS0
 RU Index: 61
 Distance of Measurements: 3 Meters
 Operating Frequency: 2462MHz
 Channel: 11



Plot 7-197. Radiated Restricted Upper Band Edge Measurement SISO ANT2 (Average – 242 Tones)



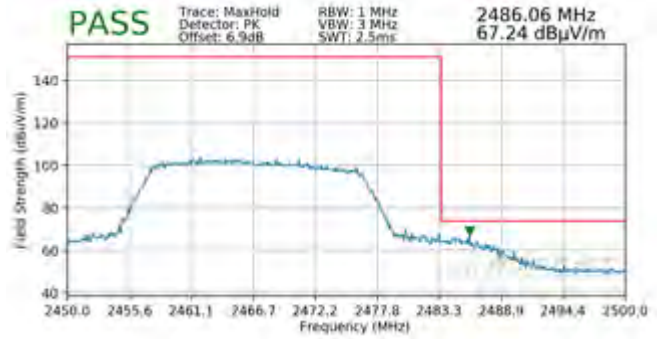
Plot 7-198. Radiated Restricted Upper Band Edge Measurement SISO ANT2 (Peak – 242 Tones)

FCC ID: A3LSMG9700				MEASUREMENT REPORT (CERTIFICATION) Approved by: Quality Manager
Test Report S/N: 1M1811260212-14.A3L	Test Dates: 11/9/2018 - 1/22/2019	EUT Type: Portable Handset	Page 133 of 149	

Worst Case Mode:	802.11ax OFDMA
Worst Case Transfer Rate:	MCS0
RU Index	61
Distance of Measurements:	3 Meters
Operating Frequency:	2467MHz
Channel:	12

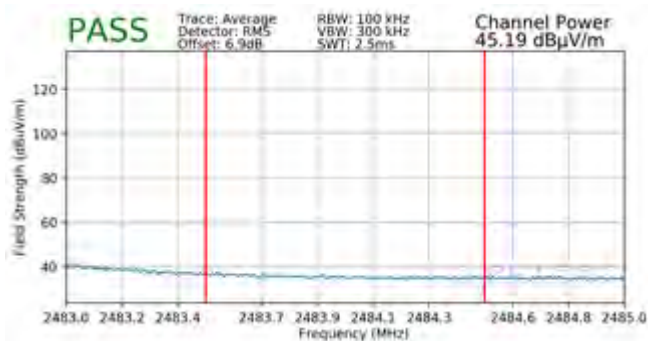


Plot 7-199. Radiated Restricted Upper Band Edge Measurement SISO ANT2 (Average – 242 Tones)

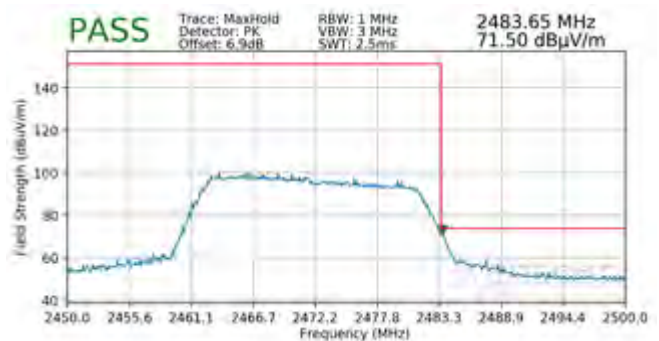


Plot 7-200. Radiated Restricted Upper Band Edge Measurement SISO ANT2 (Peak – 242 Tones)

Worst Case Mode:	802.11ax OFDMA
Worst Case Transfer Rate:	MCS0
RU Index	61
Distance of Measurements:	3 Meters
Operating Frequency:	2472MHz
Channel:	13



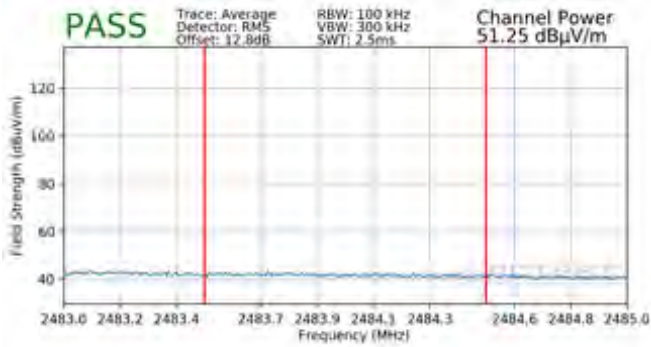
Plot 7-201. Radiated Restricted Upper Band Edge Measurement SISO ANT2 (Average – 242 Tones)



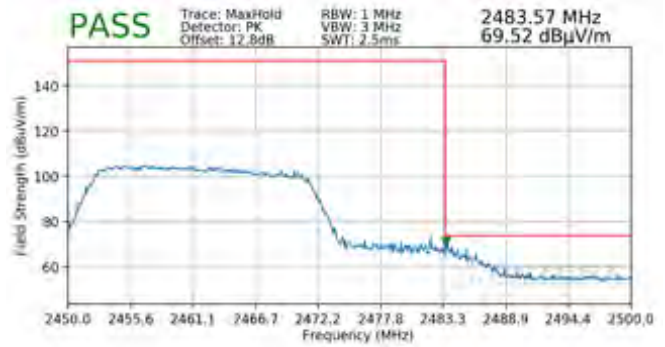
Plot 7-202. Radiated Restricted Upper Band Edge Measurement SISO ANT2 (Peak – 242 Tones)

FCC ID: A3LSMG9700			MEASUREMENT REPORT (CERTIFICATION)		Approved by: Quality Manager
Test Report S/N: 1M1811260212-14.A3L	Test Dates: 11/9/2018 - 1/22/2019	EUT Type: Portable Handset		Page 134 of 149	

Worst Case Mode:	802.11ax OFDMA
Worst Case Transfer Rate:	MCS0
RU Index	61
Distance of Measurements:	3 Meters
Operating Frequency:	2462MHz
Channel:	11



Plot 7-203. Radiated Restricted Band Edge Measurement SISO ANT2 with WCP (Average – 242 Tones)



Plot 7-204. Radiated Restricted Band Edge Measurement SISO ANT2 with WCP (Peak – 242 Tones)

FCC ID: A3LSMG9700		MEASUREMENT REPORT (CERTIFICATION)		Approved by: Quality Manager
Test Report S/N: 1M1811260212-14.A3L	Test Dates: 11/9/2018 - 1/22/2019	EUT Type: Portable Handset	Page 135 of 149	

7.7.6 MIMO Radiated Restricted Band Edge Measurements §15.205 §15.209; RSS-Gen [8.9]

The radiated restricted band edge measurements are measured with an EMI test receiver connected to the receive antenna while the EUT is transmitting.

Worst Case Mode:	802.11ax OFDMA
Worst Case Transfer Rate:	MCS0
RU Index	53
Distance of Measurements:	3 Meters
Operating Frequency:	2412MHz
Channel:	1



Plot 7-205. Radiated Restricted Lower Band Edge Measurement MIMO (Average – 106 Tones)



Plot 7-206. Radiated Restricted Lower Band Edge Measurement MIMO (Peak – 106 Tones)

Worst Case Mode:	802.11ax OFDMA
Worst Case Transfer Rate:	MCS0
RU Index	53
Distance of Measurements:	3 Meters
Operating Frequency:	2417MHz
Channel:	2



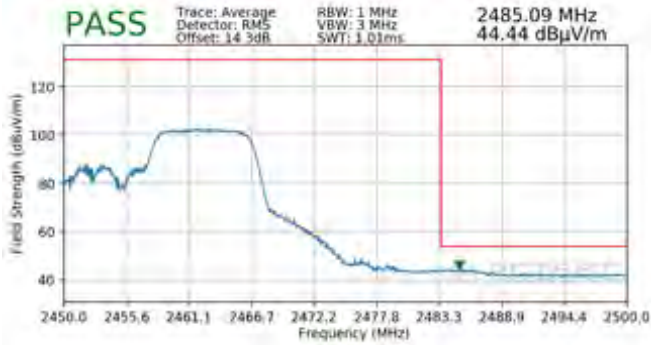
Plot 7-207. Radiated Restricted Lower Band Edge Measurement MIMO (Average – 106 Tones)



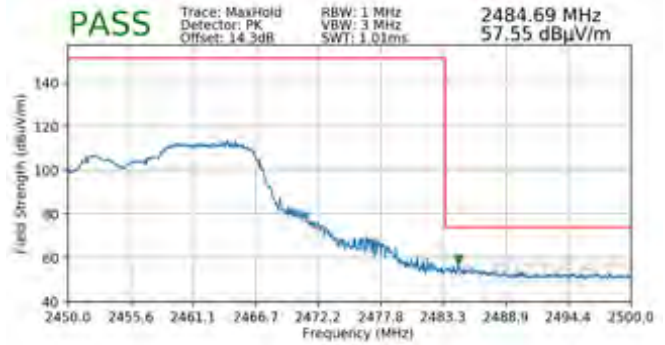
Plot 7-208. Radiated Restricted Lower Band Edge Measurement MIMO (Peak – 106 Tones)

FCC ID: A3LSMG9700		MEASUREMENT REPORT (CERTIFICATION)		Approved by: Quality Manager
Test Report S/N: 1M1811260212-14.A3L	Test Dates: 11/9/2018 - 1/22/2019	EUT Type: Portable Handset		Page 136 of 149

Worst Case Mode: 802.11ax OFDMA
 Worst Case Transfer Rate: MCS0
 RU Index: 54
 Distance of Measurements: 3 Meters
 Operating Frequency: 2457MHz
 Channel: 10



Plot 7-209. Radiated Restricted Upper Band Edge Measurement MIMO (Average – 106 Tones)

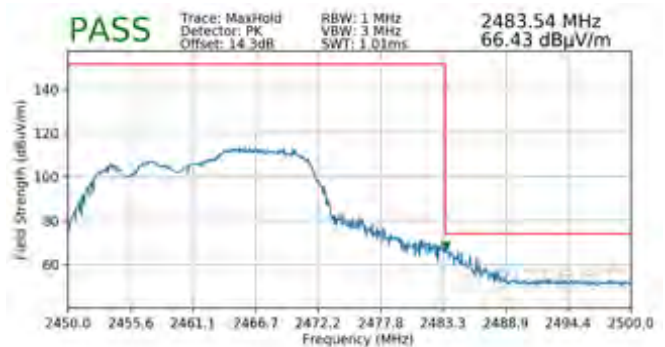


Plot 7-210. Radiated Restricted Upper Band Edge Measurement MIMO (Peak – 106 Tones)

Worst Case Mode: 802.11ax OFDMA
 Worst Case Transfer Rate: MCS0
 RU Index: 54
 Distance of Measurements: 3 Meters
 Operating Frequency: 2462MHz
 Channel: 11



Plot 7-211. Radiated Restricted Upper Band Edge Measurement MIMO (Average – 106 Tones)



Plot 7-212. Radiated Restricted Upper Band Edge Measurement MIMO (Peak – 106 Tones)

FCC ID: A3LSMG9700	 MEASUREMENT REPORT (CERTIFICATION) 		Approved by: Quality Manager
Test Report S/N: 1M1811260212-14.A3L	Test Dates: 11/9/2018 - 1/22/2019	EUT Type: Portable Handset	Page 137 of 149

Worst Case Mode: 802.11ax OFDMA
 Worst Case Transfer Rate: MCS0
 RU Index: 54
 Distance of Measurements: 3 Meters
 Operating Frequency: 2467MHz
 Channel: 12



Plot 7-213. Radiated Restricted Upper Band Edge Measurement MIMO (Average – 106 Tones)

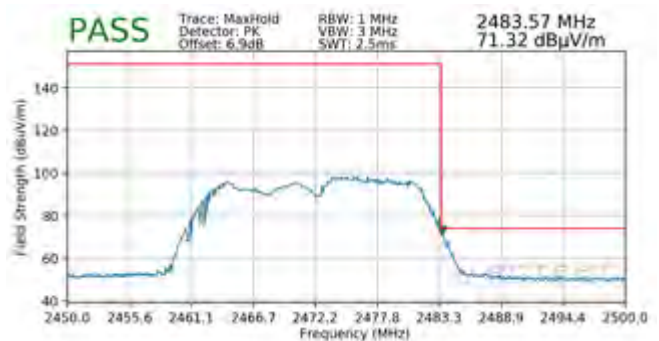


Plot 7-214. Radiated Restricted Upper Band Edge Measurement MIMO (Peak – 106 Tones)

Worst Case Mode: 802.11ax OFDMA
 Worst Case Transfer Rate: MCS0
 RU Index: 54
 Distance of Measurements: 3 Meters
 Operating Frequency: 2472MHz
 Channel: 13



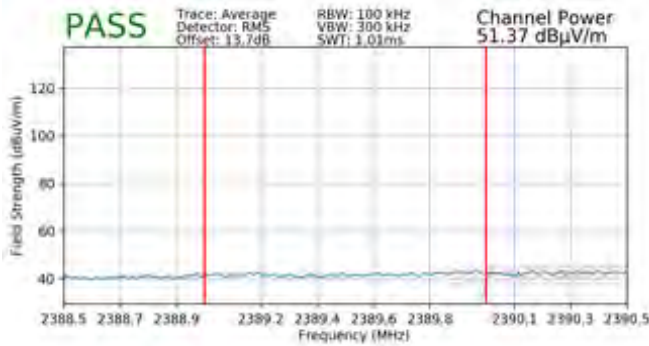
Plot 7-215. Radiated Restricted Upper Band Edge Measurement MIMO (Average – 106 Tones)



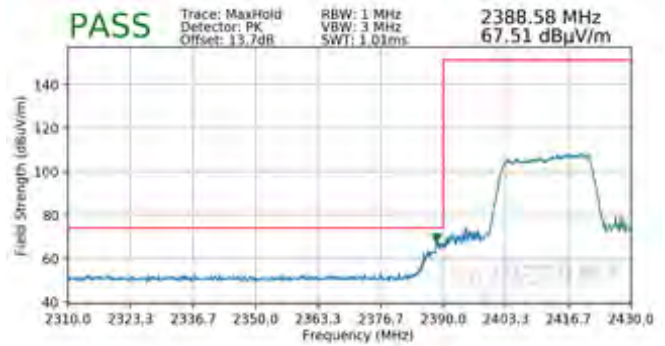
Plot 7-216. Radiated Restricted Upper Band Edge Measurement MIMO (Peak – 106 Tones)

FCC ID: A3LSMG9700			MEASUREMENT REPORT (CERTIFICATION)		Approved by: Quality Manager
Test Report S/N: 1M1811260212-14.A3L	Test Dates: 11/9/2018 - 1/22/2019	EUT Type: Portable Handset	Page 138 of 149		

Worst Case Mode: 802.11ax OFDMA
 Worst Case Transfer Rate: MCS0
 RU Index: 61
 Distance of Measurements: 3 Meters
 Operating Frequency: 2412MHz
 Channel: 1



Plot 7-217. Radiated Restricted Lower Band Edge Measurement MIMO (Average – 242 Tones)

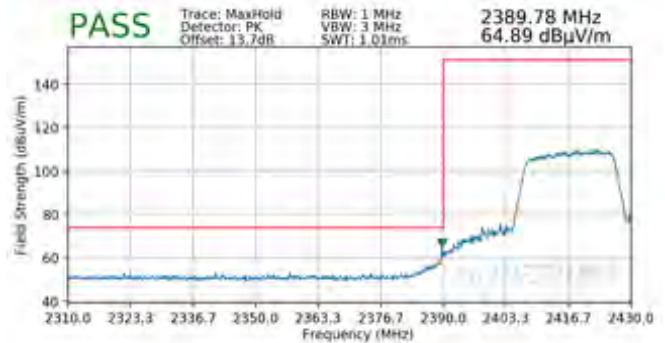


Plot 7-218. Radiated Restricted Lower Band Edge Measurement MIMO (Peak – 242 Tones)

Worst Case Mode: 802.11ax OFDMA
 Worst Case Transfer Rate: MCS0
 RU Index: 61
 Distance of Measurements: 3 Meters
 Operating Frequency: 2417MHz
 Channel: 2



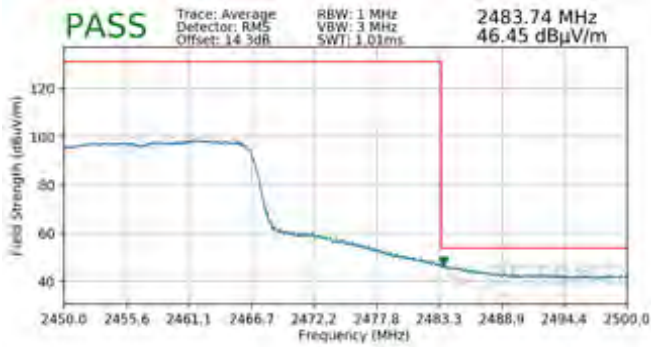
Plot 7-219. Radiated Restricted Lower Band Edge Measurement MIMO (Average – 242 Tones)



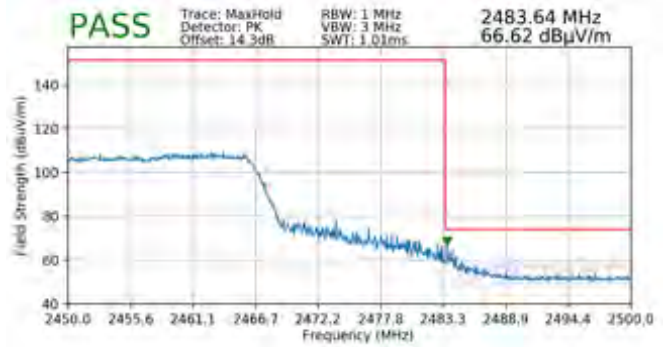
Plot 7-220. Radiated Restricted Lower Band Edge Measurement MIMO (Peak – 242 Tones)

FCC ID: A3LSMG9700		MEASUREMENT REPORT (CERTIFICATION)		Approved by: Quality Manager
Test Report S/N: 1M1811260212-14.A3L	Test Dates: 11/9/2018 - 1/22/2019	EUT Type: Portable Handset		Page 139 of 149

Worst Case Mode: 802.11ax OFDMA
 Worst Case Transfer Rate: MCS0
 RU Index: 61
 Distance of Measurements: 3 Meters
 Operating Frequency: 2457MHz
 Channel: 10

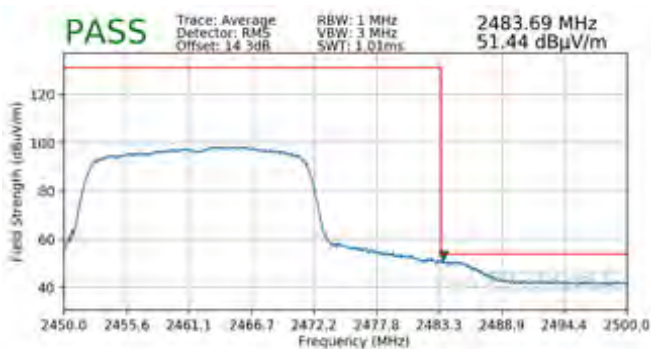


Plot 7-221. Radiated Restricted Upper Band Edge Measurement MIMO (Average – 242 Tones)

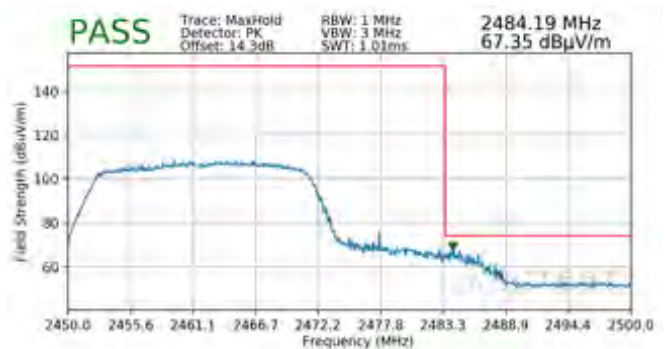


Plot 7-222. Radiated Restricted Upper Band Edge Measurement MIMO (Peak – 242 Tones)

Worst Case Mode: 802.11ax OFDMA
 Worst Case Transfer Rate: MCS0
 RU Index: 61
 Distance of Measurements: 3 Meters
 Operating Frequency: 2462MHz
 Channel: 11



Plot 7-223. Radiated Restricted Upper Band Edge Measurement MIMO (Average – 242 Tones)



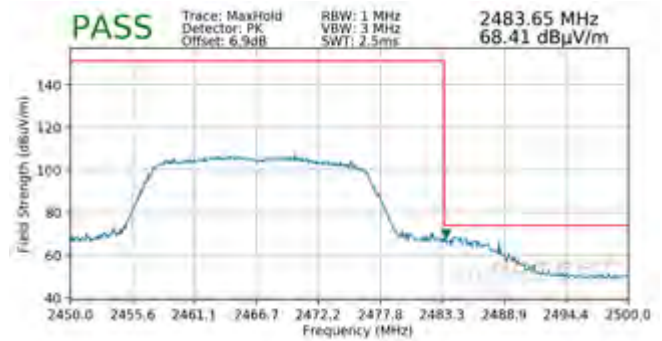
Plot 7-224. Radiated Restricted Upper Band Edge Measurement MIMO (Peak – 242 Tones)

FCC ID: A3LSMG9700			MEASUREMENT REPORT (CERTIFICATION)		Approved by: Quality Manager
Test Report S/N: 1M1811260212-14.A3L	Test Dates: 11/9/2018 - 1/22/2019	EUT Type: Portable Handset		Page 140 of 149	

Worst Case Mode: 802.11ax OFDMA
 Worst Case Transfer Rate: MCS0
 RU Index: 61
 Distance of Measurements: 3 Meters
 Operating Frequency: 2467MHz
 Channel: 12



Plot 7-225. Radiated Restricted Upper Band Edge Measurement MIMO (Average – 242 Tones)

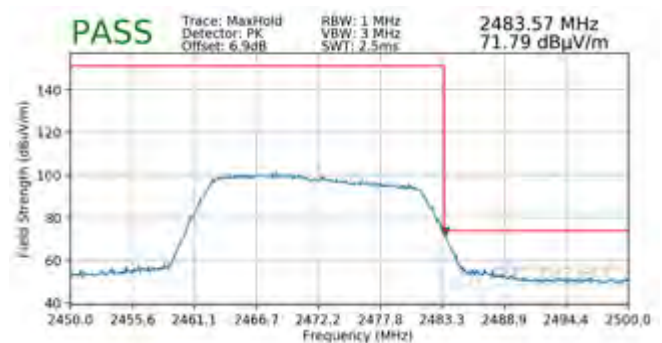


Plot 7-226. Radiated Restricted Upper Band Edge Measurement MIMO (Peak – 242 Tones)

Worst Case Mode: 802.11ax OFDMA
 Worst Case Transfer Rate: MCS0
 RU Index: 61
 Distance of Measurements: 3 Meters
 Operating Frequency: 2472MHz
 Channel: 13



Plot 7-227. Radiated Restricted Upper Band Edge Measurement MIMO (Average – 242 Tones)



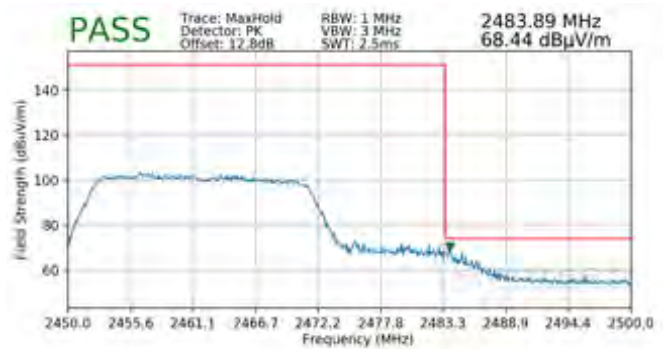
Plot 7-228. Radiated Restricted Upper Band Edge Measurement MIMO (Peak – 242 Tones)

FCC ID: A3LSMG9700				MEASUREMENT REPORT (CERTIFICATION) Approved by: Quality Manager
Test Report S/N: 1M1811260212-14.A3L	Test Dates: 11/9/2018 - 1/22/2019	EUT Type: Portable Handset	Page 141 of 149	

Worst Case Mode:	802.11ax OFDMA
Worst Case Transfer Rate:	MCS0
RU Index	61
Distance of Measurements:	3 Meters
Operating Frequency:	2462MHz
Channel:	11



Plot 7-229. Radiated Restricted Band Edge Measurement MIMO with WCP (Average – 242 Tones)



Plot 7-230. Radiated Restricted Band Edge Measurement MIMO with WCP (Peak – 242 Tones)

FCC ID: A3LSMG9700	 MEASUREMENT REPORT (CERTIFICATION)			Approved by: Quality Manager
Test Report S/N: 1M1811260212-14.A3L	Test Dates: 11/9/2018 - 1/22/2019	EUT Type: Portable Handset	Page 142 of 149	

7.8 Radiated Spurious Emissions Measurements – Below 1GHz

§15.209; RSS-Gen [8.9]

Test Overview and Limit

All out of band radiated spurious emissions are measured with a spectrum analyzer connected to a receive antenna while the EUT is operating at its maximum duty cycle, at maximum power, and at the appropriate frequencies. All data rates and modes were investigated for radiated spurious emissions. Only the radiated emissions of the configuration that produced the worst case emissions are reported in this section.

All out of band emissions appearing in a restricted band as specified in Section 15.205 of the Title 47 CFR and Table 6 of RSS-Gen (8.10) must not exceed the limits shown in Table 7-41 per Section 15.209 and RSS-Gen (8.9).

Frequency	Field Strength [$\mu\text{V/m}$]	Measured Distance [Meters]
0.009 – 0.490 MHz	2400/F (kHz)	300
0.490 – 1.705 MHz	24000/F (kHz)	30
1.705 – 30.00 MHz	30	30
30.00 – 88.00 MHz	100	3
88.00 – 216.0 MHz	150	3
216.0 – 960.0 MHz	200	3
Above 960.0 MHz	500	3

Table 7-41. Radiated Limits

Test Procedures Used

ANSI C63.10-2013

Test Settings

Quasi-Peak Field Strength Measurements

1. Analyzer center frequency was set to the frequency of the radiated spurious emission of interest
2. RBW = 120kHz (for emissions from 30MHz – 1GHz)
3. Detector = quasi-peak
4. Sweep time = auto couple
5. Trace mode = max hold
6. Trace was allowed to stabilize

FCC ID: A3LSMG9700		MEASUREMENT REPORT (CERTIFICATION)		Approved by: Quality Manager
Test Report S/N: 1M1811260212-14.A3L	Test Dates: 11/9/2018 - 1/22/2019	EUT Type: Portable Handset	Page 143 of 149	

Test Setup

The EUT and measurement equipment were set up as shown in the diagrams below.

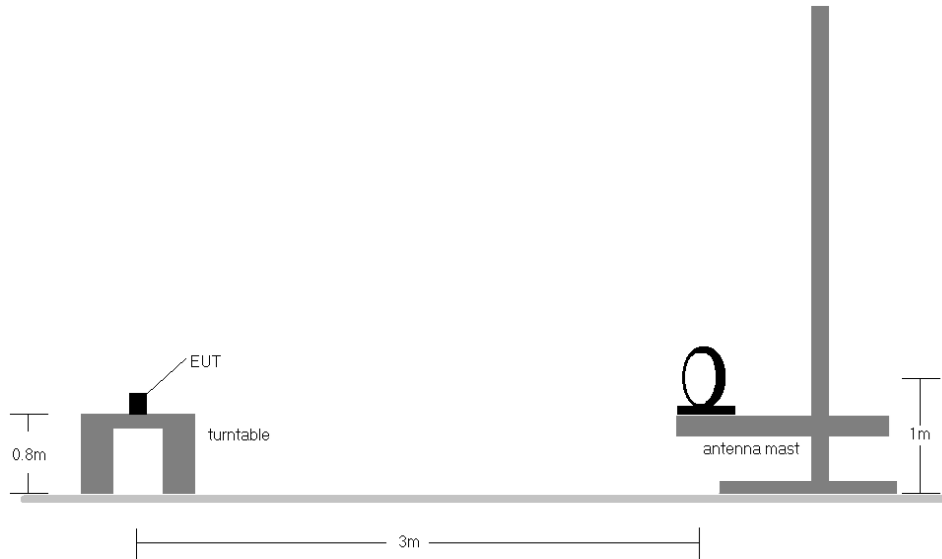


Figure 7-7. Radiated Test Setup < 30Mhz

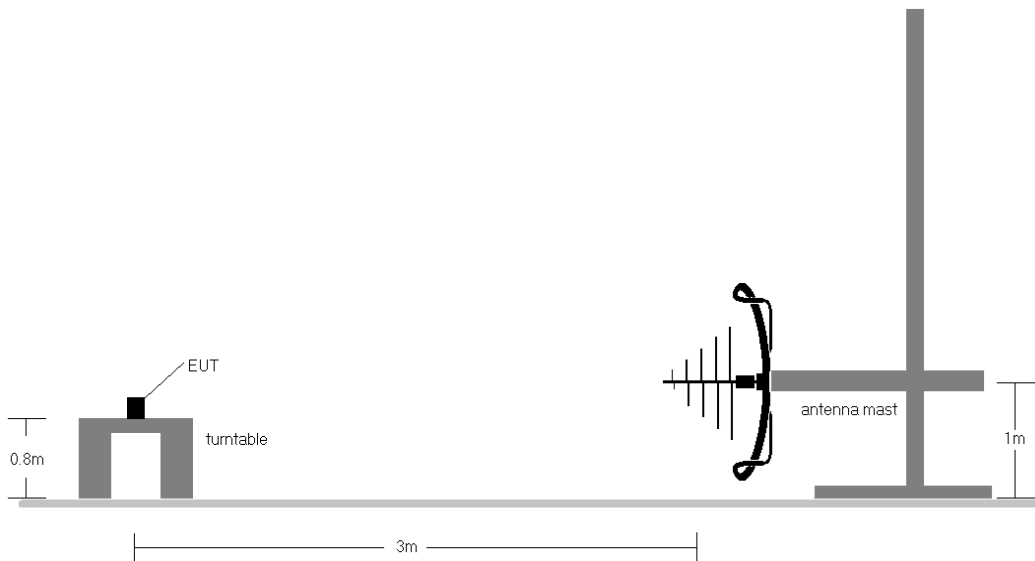


Figure 7-8. Radiated Test Setup < 1GHz

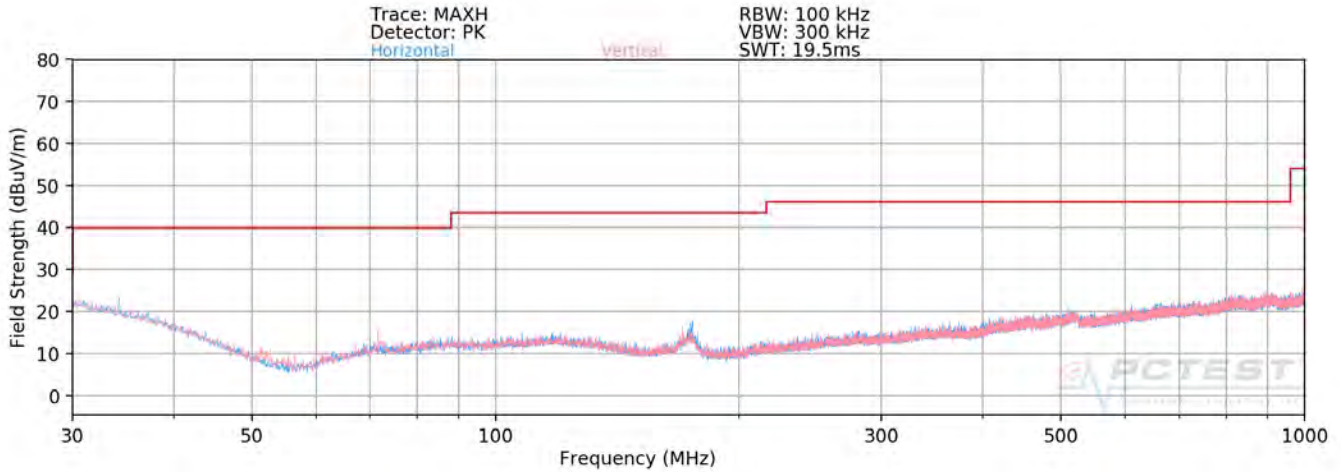
FCC ID: A3LSMG9700	 MEASUREMENT REPORT (CERTIFICATION) 		Approved by: Quality Manager
Test Report S/N: 1M1811260212-14.A3L	Test Dates: 11/9/2018 - 1/22/2019	EUT Type: Portable Handset	Page 144 of 149

Test Notes

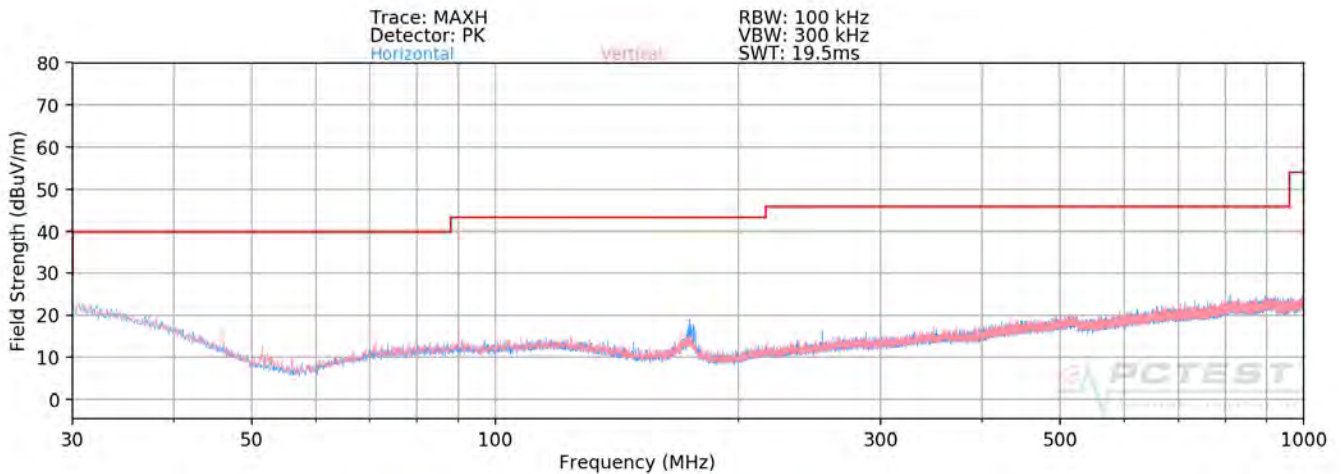
1. All emissions lying in restricted bands specified in §15.205 and RSS-Gen(8.10) are below the limit shown in Table 7-41.
2. The broadband receive antenna is manipulated through vertical and horizontal polarizations during the tests. The EUT is manipulated through three orthogonal planes.
3. This unit was tested with its standard battery.
4. The spectrum is investigated using a peak detector and final measurements are recorded using CISPR quasi peak detector. The worst-case emissions are reported however emissions whose levels were not within 20dB of the respective limits were not reported.
5. Emissions were measured at a 3 meter test distance.
6. Emissions are investigated while operating on the center channel of the mode, band, and modulation that produced the worst case results during the transmitter spurious emissions testing.
7. No spurious emissions were detected within 20dB of the limit below 30MHz.
8. The results recorded using the broadband antenna is known to correlate with the results obtained by using a tuned dipole with an acceptable degree of accuracy. The VSWR for the measurement antenna was found to be less than 2:1.
9. The wide spectrum spurious emissions plots shown on the following pages are used only for the purpose of emission identification. There were no emissions detected in the 30MHz – 1GHz frequency range, as shown in the subsequent plots.

FCC ID: A3LSMG9700	 MEASUREMENT REPORT (CERTIFICATION) 		Approved by: Quality Manager
Test Report S/N: 1M1811260212-14.A3L	Test Dates: 11/9/2018 - 1/22/2019	EUT Type: Portable Handset	Page 145 of 149

SISO Antenna-1 Radiated Spurious Emissions Measurements (Below 1GHz)
§15.209; RSS-Gen [8.9]



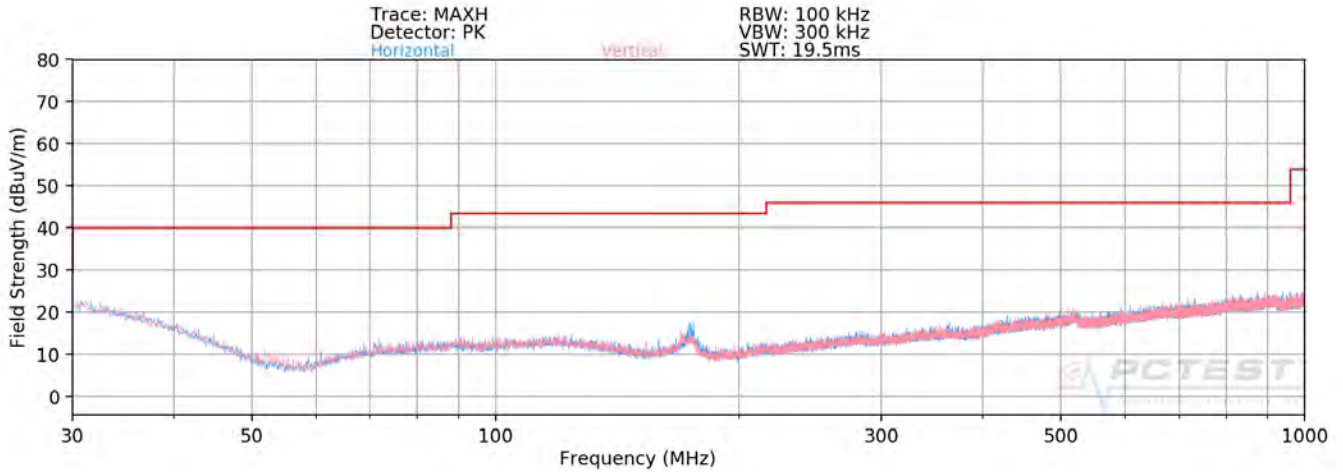
Plot 7-231. Radiated Spurious Plot below 1GHz SISO ANT1 (106 Tones)



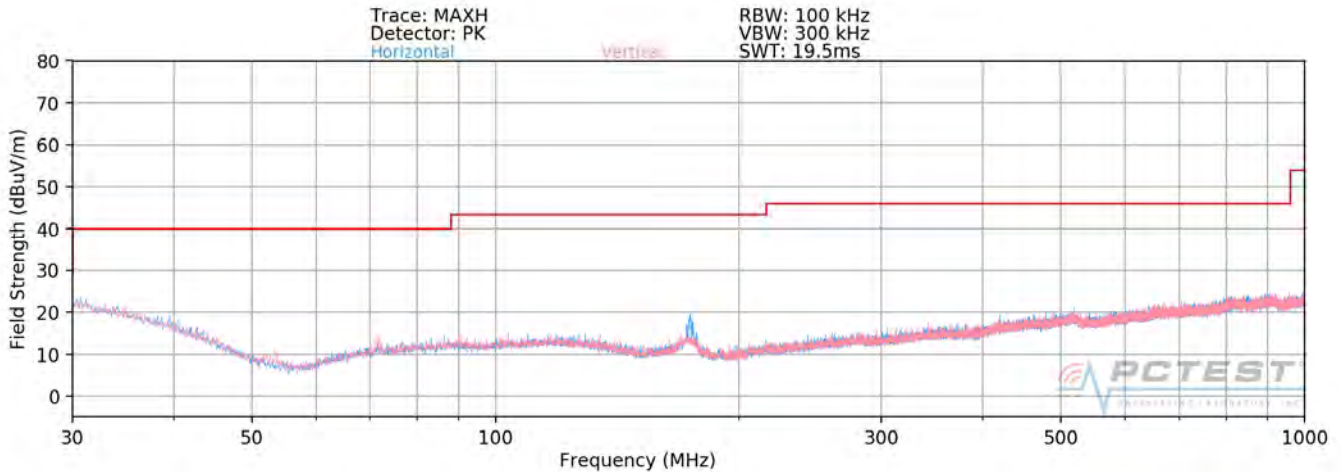
Plot 7-232. Radiated Spurious Plot below 1GHz SISO ANT1 (242 Tones)

FCC ID: A3LSMG9700	 MEASUREMENT REPORT (CERTIFICATION)			Approved by: Quality Manager
Test Report S/N: 1M1811260212-14.A3L	Test Dates: 11/9/2018 - 1/22/2019	EUT Type: Portable Handset	Page 146 of 149	

SISO Antenna-2 Radiated Spurious Emissions Measurements (Below 1GHz)
§15.209; RSS-Gen [8.9]



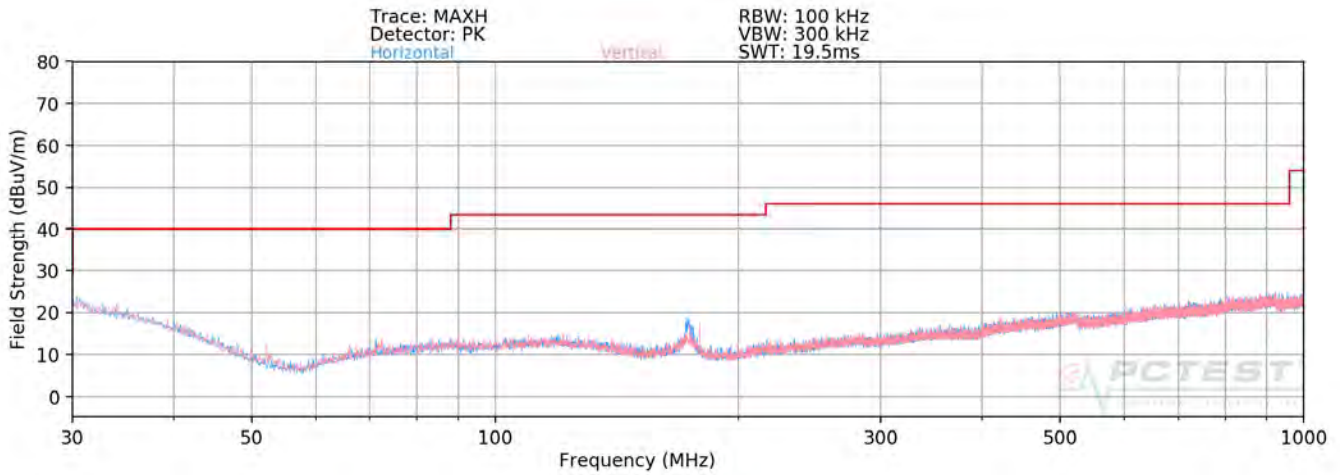
Plot 7-233. Radiated Spurious Plot below 1GHz SISO ANT2 (106 Tones)



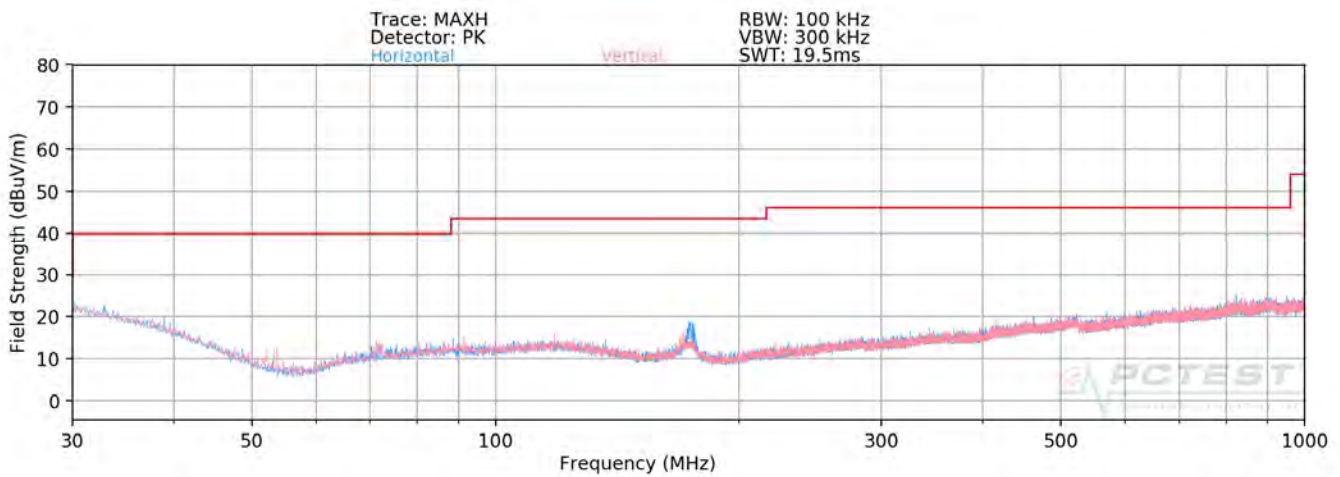
Plot 7-234. Radiated Spurious Plot below 1GHz SISO ANT2 (242 Tones)

FCC ID: A3LSMG9700	 MEASUREMENT REPORT (CERTIFICATION) 		Approved by: Quality Manager
Test Report S/N: 1M1811260212-14.A3L	Test Dates: 11/9/2018 - 1/22/2019	EUT Type: Portable Handset	Page 147 of 149

MIMO Radiated Spurious Emissions Measurements (Below 1GHz)
§15.209; RSS-Gen [8.9]



Plot 7-235. Radiated Spurious Plot below 1GHz MIMO (106 Tones)



Plot 7-236. Radiated Spurious Plot below 1GHz MIMO (242 Tones)

FCC ID: A3LSMG9700	 MEASUREMENT REPORT (CERTIFICATION)			Approved by: Quality Manager
Test Report S/N: 1M1811260212-14.A3L	Test Dates: 11/9/2018 - 1/22/2019	EUT Type: Portable Handset	Page 148 of 149	

8.0 CONCLUSION

The data collected relate only the item(s) tested and show that the **Samsung Portable Handset FCC ID: A3LSMG9700** is in compliance with Part 15 Subpart C (15.247) of the FCC Rules.

FCC ID: A3LSMG9700		MEASUREMENT REPORT (CERTIFICATION)		Approved by: Quality Manager
Test Report S/N: 1M1811260212-14.A3L	Test Dates: 11/9/2018 - 1/22/2019	EUT Type: Portable Handset	Page 149 of 149	