



APPENDIX F: DUT ANTENNA DIAGRAM & SAR TEST SETUP PHOTOGRAPHS

FCC ID A3LSMG960U		SAR EVALUATION REPORT		Approved by: Quality Manager
Test Dates: 12/20/17 – 01/09/18	DUT Type: Portable Handset			APPENDIX F Page 1 of 6

Note: Exact antenna dimensions and separation distances are shown in the Technical Descriptions in the FCC Filing.

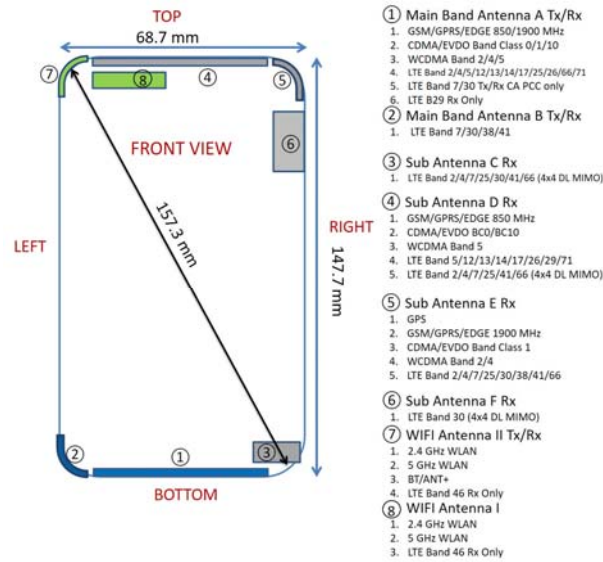


Figure F-1
DUT Antenna Locations

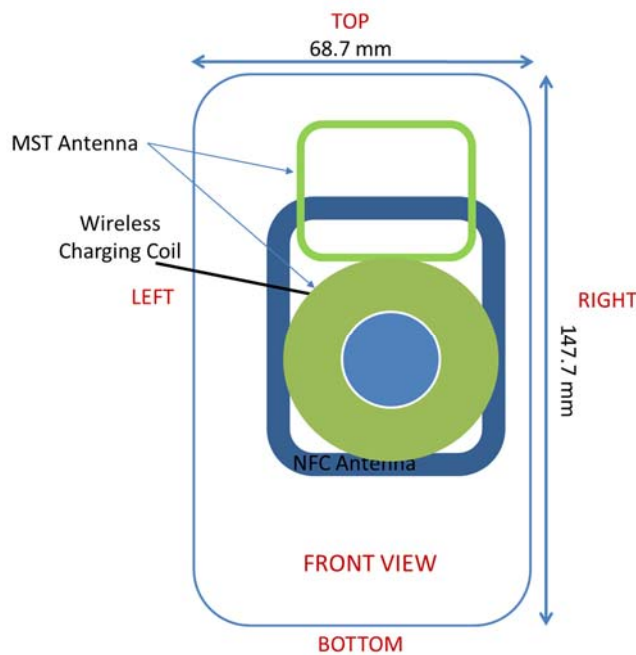






Figure F-2
NFC Antenna Locations



FCC ID A3LSMG960U		SAR EVALUATION REPORT		Approved by: Quality Manager
Test Dates: 12/20/17 – 01/09/18	DUT Type: Portable Handset			APPENDIX F Page 2 of 6




SAR Test Setup Photo 1 – Right Cheek




SAR Test Setup Photo 2 – Right Tilt



FCC ID A3LSMG960U		SAR EVALUATION REPORT		Approved by: Quality Manager
Test Dates: 12/20/17 – 01/09/18	DUT Type: Portable Handset			APPENDIX F Page 3 of 6



SAR Test Setup Photo 3 – Left Cheek






SAR Test Setup Photo 4 – Left Tilt

FCC ID A3LSMG960U	 <small>PROFESSIONAL LABORATORY, INC.</small>	SAR EVALUATION REPORT		Approved by: Quality Manager
Test Dates: 12/20/17 – 01/09/18	DUT Type: Portable Handset	APPENDIX F Page 4 of 6		





SAR Test Setup Photo 5 – Back Side at 1.5 cm

FCC ID A3LSMG960U		SAR EVALUATION REPORT		Approved by: Quality Manager
Test Dates: 12/20/17 – 01/09/18	DUT Type: Portable Handset			APPENDIX F Page 5 of 6



SAR Test Setup Photo 6 – Horizontal and Vertical Reference Lines

FCC ID A3LSMG960U		SAR EVALUATION REPORT		Approved by: Quality Manager
Test Dates: 12/20/17 – 01/09/18	DUT Type: Portable Handset	APPENDIX F Page 6 of 6		