

10239-CAB	LTE-TDD (SC-FDMA, 1 RB, 15 MHz, 64-QAM)	X	16.84	88.17	24.62	6.02	65.0	± 9.6 %
		Y	21.89	99.53	28.77		65.0	
		Z	82.47	123.88	35.17		65.0	
10240-CAB	LTE-TDD (SC-FDMA, 1 RB, 15 MHz, QPSK)	X	21.01	96.29	28.73	6.02	65.0	± 9.6 %
		Y	20.88	104.33	32.35		65.0	
		Z	48.10	123.14	37.85		65.0	
10241-CAA	LTE-TDD (SC-FDMA, 50% RB, 1.4 MHz, 16-QAM)	X	15.45	87.26	27.54	6.98	65.0	± 9.6 %
		Y	11.04	84.82	26.82		65.0	
		Z	12.90	89.71	28.70		65.0	
10242-CAA	LTE-TDD (SC-FDMA, 50% RB, 1.4 MHz, 64-QAM)	X	14.94	86.42	27.15	6.98	65.0	± 9.6 %
		Y	9.99	82.59	25.84		65.0	
		Z	10.58	85.38	26.97		65.0	
10243-CAA	LTE-TDD (SC-FDMA, 50% RB, 1.4 MHz, QPSK)	X	13.20	85.87	27.69	6.98	65.0	± 9.6 %
		Y	8.19	79.71	25.49		65.0	
		Z	8.16	81.11	26.18		65.0	
10244-CAB	LTE-TDD (SC-FDMA, 50% RB, 3 MHz, 16-QAM)	X	11.50	80.68	21.87	3.98	65.0	± 9.6 %
		Y	8.87	79.76	20.74		65.0	
		Z	9.52	81.24	20.81		65.0	
10245-CAB	LTE-TDD (SC-FDMA, 50% RB, 3 MHz, 64-QAM)	X	11.46	80.43	21.75	3.98	65.0	± 9.6 %
		Y	8.72	79.23	20.48		65.0	
		Z	9.20	80.44	20.46		65.0	
10246-CAB	LTE-TDD (SC-FDMA, 50% RB, 3 MHz, QPSK)	X	10.21	80.78	21.55	3.98	65.0	± 9.6 %
		Y	9.21	83.14	22.01		65.0	
		Z	10.18	85.32	22.50		65.0	
10247-CAB	LTE-TDD (SC-FDMA, 50% RB, 5 MHz, 16-QAM)	X	9.64	78.21	21.09	3.98	65.0	± 9.6 %
		Y	7.56	77.67	20.49		65.0	
		Z	7.61	78.43	20.54		65.0	
10248-CAB	LTE-TDD (SC-FDMA, 50% RB, 5 MHz, 64-QAM)	X	9.70	77.89	20.98	3.98	65.0	± 9.6 %
		Y	7.51	77.10	20.25		65.0	
		Z	7.49	77.71	20.24		65.0	
10249-CAB	LTE-TDD (SC-FDMA, 50% RB, 5 MHz, QPSK)	X	10.31	80.78	21.79	3.98	65.0	± 9.6 %
		Y	10.17	85.03	23.37		65.0	
		Z	11.76	88.25	24.33		65.0	
10250-CAB	LTE-TDD (SC-FDMA, 50% RB, 10 MHz, 16-QAM)	X	10.06	78.79	21.99	3.98	65.0	± 9.6 %
		Y	8.41	79.53	22.52		65.0	
		Z	8.60	80.75	22.93		65.0	
10251-CAB	LTE-TDD (SC-FDMA, 50% RB, 10 MHz, 64-QAM)	X	9.73	77.29	21.23	3.98	65.0	± 9.6 %
		Y	7.93	77.32	21.34		65.0	
		Z	8.00	78.29	21.64		65.0	
10252-CAB	LTE-TDD (SC-FDMA, 50% RB, 10 MHz, QPSK)	X	10.18	79.83	21.68	3.98	65.0	± 9.6 %
		Y	9.87	83.90	23.66		65.0	
		Z	11.01	86.77	24.67		65.0	
10253-CAB	LTE-TDD (SC-FDMA, 50% RB, 15 MHz, 16-QAM)	X	9.71	76.75	21.13	3.98	65.0	± 9.6 %
		Y	7.84	76.32	21.21		65.0	
		Z	7.85	77.16	21.53		65.0	
10254-CAB	LTE-TDD (SC-FDMA, 50% RB, 15 MHz, 64-QAM)	X	10.03	77.26	21.61	3.98	65.0	± 9.6 %
		Y	8.23	77.13	21.85		65.0	
		Z	8.26	78.00	22.17		65.0	

10255-CAB	LTE-TDD (SC-FDMA, 50% RB, 15 MHz, QPSK)	X	9.84	78.12	21.15	3.98	65.0	± 9.6 %
		Y	8.79	80.23	22.49		65.0	
		Z	9.26	82.06	23.20		65.0	
10256-CAA	LTE-TDD (SC-FDMA, 100% RB, 1.4 MHz, 16-QAM)	X	11.29	80.30	21.28	3.98	65.0	± 9.6 %
		Y	7.73	77.21	18.92		65.0	
		Z	7.68	77.31	18.36		65.0	
10257-CAA	LTE-TDD (SC-FDMA, 100% RB, 1.4 MHz, 64-QAM)	X	11.33	80.06	21.15	3.98	65.0	± 9.6 %
		Y	7.53	76.45	18.53		65.0	
		Z	7.33	76.27	17.86		65.0	
10258-CAA	LTE-TDD (SC-FDMA, 100% RB, 1.4 MHz, QPSK)	X	10.31	80.91	21.35	3.98	65.0	± 9.6 %
		Y	7.76	79.92	20.19		65.0	
		Z	7.82	80.45	19.98		65.0	
10259-CAB	LTE-TDD (SC-FDMA, 100% RB, 3 MHz, 16-QAM)	X	9.79	78.29	21.36	3.98	65.0	± 9.6 %
		Y	7.89	78.31	21.20		65.0	
		Z	8.01	79.28	21.39		65.0	
10260-CAB	LTE-TDD (SC-FDMA, 100% RB, 3 MHz, 64-QAM)	X	9.86	78.18	21.35	3.98	65.0	± 9.6 %
		Y	7.89	78.02	21.10		65.0	
		Z	7.96	78.87	21.24		65.0	
10261-CAB	LTE-TDD (SC-FDMA, 100% RB, 3 MHz, QPSK)	X	10.13	80.23	21.74	3.98	65.0	± 9.6 %
		Y	9.61	83.83	23.25		65.0	
		Z	10.78	86.66	24.15		65.0	
10262-CAB	LTE-TDD (SC-FDMA, 100% RB, 5 MHz, 16-QAM)	X	10.06	78.78	21.97	3.98	65.0	± 9.6 %
		Y	8.40	79.48	22.49		65.0	
		Z	8.58	80.70	22.89		65.0	
10263-CAB	LTE-TDD (SC-FDMA, 100% RB, 5 MHz, 64-QAM)	X	9.74	77.31	21.24	3.98	65.0	± 9.6 %
		Y	7.92	77.31	21.33		65.0	
		Z	7.99	78.27	21.64		65.0	
10264-CAB	LTE-TDD (SC-FDMA, 100% RB, 5 MHz, QPSK)	X	10.16	79.77	21.64	3.98	65.0	± 9.6 %
		Y	9.80	83.74	23.58		65.0	
		Z	10.90	86.57	24.58		65.0	
10265-CAB	LTE-TDD (SC-FDMA, 100% RB, 10 MHz, 16-QAM)	X	9.86	77.05	21.15	3.98	65.0	± 9.6 %
		Y	8.03	76.90	21.43		65.0	
		Z	8.05	77.75	21.78		65.0	
10266-CAB	LTE-TDD (SC-FDMA, 100% RB, 10 MHz, 64-QAM)	X	10.15	77.56	21.65	3.98	65.0	± 9.6 %
		Y	8.43	77.72	22.11		65.0	
		Z	8.48	78.63	22.47		65.0	
10267-CAB	LTE-TDD (SC-FDMA, 100% RB, 10 MHz, QPSK)	X	9.92	78.07	20.89	3.98	65.0	± 9.6 %
		Y	9.10	80.63	22.42		65.0	
		Z	9.63	82.52	23.16		65.0	
10268-CAB	LTE-TDD (SC-FDMA, 100% RB, 15 MHz, 16-QAM)	X	10.25	76.65	21.26	3.98	65.0	± 9.6 %
		Y	8.52	76.45	21.62		65.0	
		Z	8.48	77.13	21.92		65.0	
10269-CAB	LTE-TDD (SC-FDMA, 100% RB, 15 MHz, 64-QAM)	X	10.19	76.42	21.27	3.98	65.0	± 9.6 %
		Y	8.45	76.04	21.51		65.0	
		Z	8.40	76.67	21.79		65.0	
10270-CAB	LTE-TDD (SC-FDMA, 100% RB, 15 MHz, QPSK)	X	9.86	76.75	20.51	3.98	65.0	± 9.6 %
		Y	8.62	77.91	21.51		65.0	
		Z	8.79	79.05	21.99		65.0	

10274-CAB	UMTS-FDD (HSUPA, Subtest 5, 3GPP Rel8.10)	X	2.77	66.49	15.71	0.00	150.0	± 9.6 %
		Y	2.64	66.30	15.24		150.0	
		Z	2.65	66.91	15.49		150.0	
10275-CAB	UMTS-FDD (HSUPA, Subtest 5, 3GPP Rel8.4)	X	1.88	69.31	16.53	0.00	150.0	± 9.6 %
		Y	1.64	67.55	15.40		150.0	
		Z	1.70	68.78	16.07		150.0	
10277-CAA	PHS (QPSK)	X	8.68	73.85	17.59	9.03	50.0	± 9.6 %
		Y	5.42	69.49	13.89		50.0	
		Z	4.74	68.12	12.61		50.0	
10278-CAA	PHS (QPSK, BW 884MHz, Rolloff 0.5)	X	11.80	81.35	22.35	9.03	50.0	± 9.6 %
		Y	9.38	80.62	21.03		50.0	
		Z	9.08	80.35	20.35		50.0	
10279-CAA	PHS (QPSK, BW 884MHz, Rolloff 0.38)	X	12.00	81.57	22.44	9.03	50.0	± 9.6 %
		Y	9.52	80.78	21.11		50.0	
		Z	9.21	80.51	20.43		50.0	
10290-AAB	CDMA2000, RC1, SO55, Full Rate	X	1.97	70.58	16.54	0.00	150.0	± 9.6 %
		Y	1.53	68.60	14.31		150.0	
		Z	1.62	70.34	14.87		150.0	
10291-AAB	CDMA2000, RC3, SO55, Full Rate	X	1.20	68.77	15.64	0.00	150.0	± 9.6 %
		Y	0.88	65.75	12.81		150.0	
		Z	0.93	67.33	13.43		150.0	
10292-AAB	CDMA2000, RC3, SO32, Full Rate	X	1.42	72.46	17.76	0.00	150.0	± 9.6 %
		Y	1.05	69.10	14.86		150.0	
		Z	1.29	72.85	16.37		150.0	
10293-AAB	CDMA2000, RC3, SO3, Full Rate	X	1.79	76.28	19.83	0.00	150.0	± 9.6 %
		Y	1.44	73.75	17.39		150.0	
		Z	2.22	81.02	20.07		150.0	
10295-AAB	CDMA2000, RC1, SO3, 1/8th Rate 25 fr.	X	11.75	82.61	24.25	9.03	50.0	± 9.6 %
		Y	11.50	85.78	24.97		50.0	
		Z	13.16	88.95	25.79		50.0	
10297-AAA	LTE-FDD (SC-FDMA, 50% RB, 20 MHz, QPSK)	X	3.30	71.22	17.19	0.00	150.0	± 9.6 %
		Y	2.82	69.50	16.47		150.0	
		Z	2.85	70.29	16.93		150.0	
10298-AAB	LTE-FDD (SC-FDMA, 50% RB, 3 MHz, QPSK)	X	2.18	69.85	16.58	0.00	150.0	± 9.6 %
		Y	1.67	67.77	14.48		150.0	
		Z	1.69	68.80	14.77		150.0	
10299-AAB	LTE-FDD (SC-FDMA, 50% RB, 3 MHz, 16-QAM)	X	4.23	74.55	18.49	0.00	150.0	± 9.6 %
		Y	2.86	70.57	15.39		150.0	
		Z	3.26	72.64	15.67		150.0	
10300-AAB	LTE-FDD (SC-FDMA, 50% RB, 3 MHz, 64-QAM)	X	3.53	70.72	16.20	0.00	150.0	± 9.6 %
		Y	2.22	66.27	12.62		150.0	
		Z	2.22	66.71	12.25		150.0	
10301-AAA	IEEE 802.16e WiMAX (29:18, 5ms, 10MHz, QPSK, PUSC)	X	6.36	68.85	19.32	4.17	80.0	± 9.6 %
		Y	5.68	68.17	18.80		80.0	
		Z	5.55	68.25	18.76		80.0	
10302-AAA	IEEE 802.16e WiMAX (29:18, 5ms, 10MHz, QPSK, PUSC, 3 CTRL symbols)	X	7.00	70.03	20.38	4.96	80.0	± 9.6 %
		Y	6.06	68.21	19.20		80.0	
		Z	5.98	68.63	19.38		80.0	

10303-AAA	IEEE 802.16e WiMAX (31:15, 5ms, 10MHz, 64QAM, PUSC)	X	6.98	70.52	20.65	4.96	80.0	± 9.6 %
		Y	5.89	68.20	19.20		80.0	
		Z	5.80	68.59	19.37		80.0	
10304-AAA	IEEE 802.16e WiMAX (29:18, 5ms, 10MHz, 64QAM, PUSC)	X	6.46	69.38	19.61	4.17	80.0	± 9.6 %
		Y	5.55	67.58	18.44		80.0	
		Z	5.48	68.00	18.61		80.0	
10305-AAA	IEEE 802.16e WiMAX (31:15, 10ms, 10MHz, 64QAM, PUSC, 15 symbols)	X	9.75	80.93	26.10	6.02	50.0	± 9.6 %
		Y	7.80	78.66	24.74		50.0	
		Z	7.67	79.09	24.85		50.0	
10306-AAA	IEEE 802.16e WiMAX (29:18, 10ms, 10MHz, 64QAM, PUSC, 18 symbols)	X	7.97	74.84	23.57	6.02	50.0	± 9.6 %
		Y	6.61	73.09	22.49		50.0	
		Z	6.07	70.95	21.08		50.0	
10307-AAA	IEEE 802.16e WiMAX (29:18, 10ms, 10MHz, QPSK, PUSC, 18 symbols)	X	8.31	76.06	23.89	6.02	50.0	± 9.6 %
		Y	6.81	74.21	22.83		50.0	
		Z	6.09	71.46	21.16		50.0	
10308-AAA	IEEE 802.16e WiMAX (29:18, 10ms, 10MHz, 16QAM, PUSC)	X	8.49	76.81	24.22	6.02	50.0	± 9.6 %
		Y	6.91	74.82	23.13		50.0	
		Z	6.73	75.04	23.19		50.0	
10309-AAA	IEEE 802.16e WiMAX (29:18, 10ms, 10MHz, 16QAM, AMC 2x3, 18 symbols)	X	8.03	74.86	23.58	6.02	50.0	± 9.6 %
		Y	6.73	73.43	22.67		50.0	
		Z	6.15	71.24	21.25		50.0	
10310-AAA	IEEE 802.16e WiMAX (29:18, 10ms, 10MHz, QPSK, AMC 2x3, 18 symbols)	X	8.06	75.25	23.64	6.02	50.0	± 9.6 %
		Y	6.67	73.52	22.60		50.0	
		Z	6.07	71.16	21.10		50.0	
10311-AAA	LTE-FDD (SC-FDMA, 100% RB, 15 MHz, QPSK)	X	3.66	70.59	16.87	0.00	150.0	± 9.6 %
		Y	3.17	68.80	16.13		150.0	
		Z	3.21	69.53	16.54		150.0	
10313-AAA	iDEN 1:3	X	8.35	75.49	17.72	6.99	70.0	± 9.6 %
		Y	7.95	79.95	19.50		70.0	
		Z	9.26	82.77	20.34		70.0	
10314-AAA	iDEN 1:6	X	11.10	81.08	21.83	10.00	30.0	± 9.6 %
		Y	10.75	87.12	24.53		30.0	
		Z	13.73	92.29	26.13		30.0	
10315-AAB	IEEE 802.11b WiFi 2.4 GHz (DSSS, 1 Mbps, 96pc duty cycle)	X	1.32	66.13	16.48	0.17	150.0	± 9.6 %
		Y	1.16	64.22	15.34		150.0	
		Z	1.18	64.92	15.85		150.0	
10316-AAB	IEEE 802.11g WiFi 2.4 GHz (ERP-OFDM, 6 Mbps, 96pc duty cycle)	X	5.02	67.07	16.57	0.17	150.0	± 9.6 %
		Y	4.75	66.87	16.44		150.0	
		Z	4.68	67.09	16.52		150.0	
10317-AAB	IEEE 802.11a WiFi 5 GHz (OFDM, 6 Mbps, 96pc duty cycle)	X	5.02	67.07	16.57	0.17	150.0	± 9.6 %
		Y	4.75	66.87	16.44		150.0	
		Z	4.68	67.09	16.52		150.0	
10400-AAC	IEEE 802.11ac WiFi (20MHz, 64-QAM, 99pc duty cycle)	X	5.16	67.30	16.45	0.00	150.0	± 9.6 %
		Y	4.83	67.08	16.34		150.0	
		Z	4.75	67.29	16.42		150.0	
10401-AAC	IEEE 802.11ac WiFi (40MHz, 64-QAM, 99pc duty cycle)	X	5.77	67.53	16.58	0.00	150.0	± 9.6 %
		Y	5.52	67.31	16.53		150.0	
		Z	5.47	67.54	16.62		150.0	

10402-AAC	IEEE 802.11ac WiFi (80MHz, 64-QAM, 99pc duty cycle)	X	6.05	68.07	16.68	0.00	150.0	± 9.6 %
		Y	5.79	67.71	16.57		150.0	
		Z	5.71	67.77	16.58		150.0	
10403-AAB	CDMA2000 (1xEV-DO, Rev. 0)	X	1.97	70.58	16.54	0.00	115.0	± 9.6 %
		Y	1.53	68.60	14.31		115.0	
		Z	1.62	70.34	14.87		115.0	
10404-AAB	CDMA2000 (1xEV-DO, Rev. A)	X	1.97	70.58	16.54	0.00	115.0	± 9.6 %
		Y	1.53	68.60	14.31		115.0	
		Z	1.62	70.34	14.87		115.0	
10406-AAB	CDMA2000, RC3, SO32, SCH0, Full Rate	X	28.32	105.49	28.28	0.00	100.0	± 9.6 %
		Y	14.90	98.73	25.93		100.0	
		Z	100.00	120.76	29.81		100.0	
10410-AAA	LTE-TDD (SC-FDMA, 1 RB, 10 MHz, QPSK, UL Subframe=2,3,4,7,8,9)	X	4.66	69.85	12.19	2.23	80.0	± 9.6 %
		Y	1.26	61.35	6.31		80.0	
		Z	0.95	60.00	4.82		80.0	
10415-AAA	IEEE 802.11b WiFi 2.4 GHz (DSSS, 1 Mbps, 99pc duty cycle)	X	1.05	63.52	15.18	0.00	150.0	± 9.6 %
		Y	1.03	62.82	14.49		150.0	
		Z	1.04	63.47	14.98		150.0	
10416-AAA	IEEE 802.11g WiFi 2.4 GHz (ERP-OFDM, 6 Mbps, 99pc duty cycle)	X	4.88	66.81	16.36	0.00	150.0	± 9.6 %
		Y	4.64	66.71	16.28		150.0	
		Z	4.59	66.94	16.36		150.0	
10417-AAA	IEEE 802.11a/h WiFi 5 GHz (OFDM, 6 Mbps, 99pc duty cycle)	X	4.88	66.81	16.36	0.00	150.0	± 9.6 %
		Y	4.64	66.71	16.28		150.0	
		Z	4.59	66.94	16.36		150.0	
10418-AAA	IEEE 802.11g WiFi 2.4 GHz (DSSS-OFDM, 6 Mbps, 99pc duty cycle, Long preamble)	X	4.86	66.93	16.35	0.00	150.0	± 9.6 %
		Y	4.63	66.85	16.28		150.0	
		Z	4.58	67.10	16.38		150.0	
10419-AAA	IEEE 802.11g WiFi 2.4 GHz (DSSS-OFDM, 6 Mbps, 99pc duty cycle, Short preamble)	X	4.89	66.90	16.37	0.00	150.0	± 9.6 %
		Y	4.65	66.81	16.29		150.0	
		Z	4.60	67.05	16.38		150.0	
10422-AAA	IEEE 802.11n (HT Greenfield, 7.2 Mbps, BPSK)	X	5.03	66.92	16.38	0.00	150.0	± 9.6 %
		Y	4.78	66.83	16.31		150.0	
		Z	4.72	67.05	16.39		150.0	
10423-AAA	IEEE 802.11n (HT Greenfield, 43.3 Mbps, 16-QAM)	X	5.30	67.39	16.55	0.00	150.0	± 9.6 %
		Y	4.96	67.18	16.44		150.0	
		Z	4.88	67.37	16.51		150.0	
10424-AAA	IEEE 802.11n (HT Greenfield, 72.2 Mbps, 64-QAM)	X	5.19	67.31	16.51	0.00	150.0	± 9.6 %
		Y	4.88	67.12	16.41		150.0	
		Z	4.80	67.32	16.48		150.0	
10425-AAA	IEEE 802.11n (HT Greenfield, 15 Mbps, BPSK)	X	5.73	67.72	16.66	0.00	150.0	± 9.6 %
		Y	5.50	67.56	16.64		150.0	
		Z	5.42	67.67	16.68		150.0	
10426-AAA	IEEE 802.11n (HT Greenfield, 90 Mbps, 16-QAM)	X	5.76	67.78	16.68	0.00	150.0	± 9.6 %
		Y	5.50	67.57	16.65		150.0	
		Z	5.43	67.71	16.70		150.0	

10427-AAA	IEEE 802.11n (HT Greenfield, 150 Mbps, 64-QAM)	X	5.81	67.91	16.74	0.00	150.0	± 9.6 %
		Y	5.51	67.53	16.62		150.0	
		Z	5.43	67.67	16.67		150.0	
10430-AAA	LTE-FDD (OFDMA, 5 MHz, E-TM 3.1)	X	4.62	69.59	18.10	0.00	150.0	± 9.6 %
		Y	4.31	70.41	18.12		150.0	
		Z	4.28	70.94	18.23		150.0	
10431-AAA	LTE-FDD (OFDMA, 10 MHz, E-TM 3.1)	X	4.73	67.38	16.53	0.00	150.0	± 9.6 %
		Y	4.34	67.24	16.29		150.0	
		Z	4.27	67.52	16.37		150.0	
10432-AAA	LTE-FDD (OFDMA, 15 MHz, E-TM 3.1)	X	4.99	67.36	16.52	0.00	150.0	± 9.6 %
		Y	4.64	67.14	16.35		150.0	
		Z	4.57	67.38	16.44		150.0	
10433-AAA	LTE-FDD (OFDMA, 20 MHz, E-TM 3.1)	X	5.22	67.42	16.56	0.00	150.0	± 9.6 %
		Y	4.89	67.15	16.43		150.0	
		Z	4.82	67.36	16.50		150.0	
10434-AAA	W-CDMA (BS Test Model 1, 64 DPCH)	X	4.68	70.02	18.09	0.00	150.0	± 9.6 %
		Y	4.40	71.16	18.09		150.0	
		Z	4.38	71.81	18.21		150.0	
10435-AAA	LTE-TDD (SC-FDMA, 1 RB, 20 MHz, QPSK, UL Subframe=2,3,4,7,8,9)	X	4.61	69.70	12.13	2.23	80.0	± 9.6 %
		Y	1.27	61.33	6.29		80.0	
		Z	0.95	60.00	4.82		80.0	
10447-AAA	LTE-FDD (OFDMA, 5 MHz, E-TM 3.1, Clipping 44%)	X	4.07	67.39	16.27	0.00	150.0	± 9.6 %
		Y	3.63	67.20	15.67		150.0	
		Z	3.57	67.58	15.72		150.0	
10448-AAA	LTE-FDD (OFDMA, 10 MHz, E-TM 3.1, Clipping 44%)	X	4.50	67.14	16.38	0.00	150.0	± 9.6 %
		Y	4.17	67.00	16.14		150.0	
		Z	4.11	67.30	16.23		150.0	
10449-AAA	LTE-FDD (OFDMA, 15 MHz, E-TM 3.1, Clipping 44%)	X	4.72	67.15	16.41	0.00	150.0	± 9.6 %
		Y	4.44	66.96	16.24		150.0	
		Z	4.38	67.21	16.33		150.0	
10450-AAA	LTE-FDD (OFDMA, 20 MHz, E-TM 3.1, Clipping 44%)	X	4.87	67.12	16.42	0.00	150.0	± 9.6 %
		Y	4.63	66.90	16.27		150.0	
		Z	4.58	67.12	16.36		150.0	
10451-AAA	W-CDMA (BS Test Model 1, 64 DPCH, Clipping 44%)	X	4.03	67.67	16.16	0.00	150.0	± 9.6 %
		Y	3.54	67.41	15.35		150.0	
		Z	3.46	67.78	15.35		150.0	
10456-AAA	IEEE 802.11ac WiFi (160MHz, 64-QAM, 99pc duty cycle)	X	6.57	68.45	16.88	0.00	150.0	± 9.6 %
		Y	6.36	68.13	16.80		150.0	
		Z	6.29	68.20	16.82		150.0	
10457-AAA	UMTS-FDD (DC-HSDPA)	X	3.96	65.55	16.17	0.00	150.0	± 9.6 %
		Y	3.86	65.34	15.98		150.0	
		Z	3.83	65.58	16.07		150.0	
10458-AAA	CDMA2000 (1xEV-DO, Rev. B, 2 carriers)	X	3.73	66.33	15.59	0.00	150.0	± 9.6 %
		Y	3.37	66.75	14.83		150.0	
		Z	3.29	67.13	14.77		150.0	
10459-AAA	CDMA2000 (1xEV-DO, Rev. B, 3 carriers)	X	4.80	64.25	15.81	0.00	150.0	± 9.6 %
		Y	4.44	64.93	15.63		150.0	
		Z	4.47	65.77	15.89		150.0	

10460-AAA	UMTS-FDD (WCDMA, AMR)	X	1.06	70.38	17.59	0.00	150.0	± 9.6 %
		Y	0.90	67.32	15.64		150.0	
		Z	0.98	69.52	16.94		150.0	
10461-AAA	LTE-TDD (SC-FDMA, 1 RB, 1.4 MHz, QPSK, UL Subframe=2,3,4,7,8,9)	X	100.00	116.53	30.21	3.29	80.0	± 9.6 %
		Y	100.00	124.93	32.76		80.0	
		Z	100.00	126.81	33.20		80.0	
10462-AAA	LTE-TDD (SC-FDMA, 1 RB, 1.4 MHz, 16-QAM, UL Subframe=2,3,4,7,8,9)	X	70.18	103.94	25.18	3.23	80.0	± 9.6 %
		Y	100.00	110.54	25.86		80.0	
		Z	100.00	108.56	24.48		80.0	
10463-AAA	LTE-TDD (SC-FDMA, 1 RB, 1.4 MHz, 64-QAM, UL Subframe=2,3,4,7,8,9)	X	34.47	94.04	22.31	3.23	80.0	± 9.6 %
		Y	24.86	92.54	20.87		80.0	
		Z	100.00	104.83	22.72		80.0	
10464-AAA	LTE-TDD (SC-FDMA, 1 RB, 3 MHz, QPSK, UL Subframe=2,3,4,7,8,9)	X	100.00	115.32	29.52	3.23	80.0	± 9.6 %
		Y	100.00	123.01	31.71		80.0	
		Z	100.00	124.63	32.03		80.0	
10465-AAA	LTE-TDD (SC-FDMA, 1 RB, 3 MHz, 16-QAM, UL Subframe=2,3,4,7,8,9)	X	51.21	99.84	24.08	3.23	80.0	± 9.6 %
		Y	70.70	106.13	24.73		80.0	
		Z	100.00	107.97	24.20		80.0	
10466-AAA	LTE-TDD (SC-FDMA, 1 RB, 3 MHz, 64-QAM, UL Subframe=2,3,4,7,8,9)	X	27.09	90.97	21.41	3.23	80.0	± 9.6 %
		Y	13.41	85.62	18.91		80.0	
		Z	31.05	92.96	19.89		80.0	
10467-AAA	LTE-TDD (SC-FDMA, 1 RB, 5 MHz, QPSK, UL Subframe=2,3,4,7,8,9)	X	100.00	115.43	29.57	3.23	80.0	± 9.6 %
		Y	100.00	123.23	31.81		80.0	
		Z	100.00	124.89	32.14		80.0	
10468-AAA	LTE-TDD (SC-FDMA, 1 RB, 5 MHz, 16-QAM, UL Subframe=2,3,4,7,8,9)	X	54.96	100.78	24.34	3.23	80.0	± 9.6 %
		Y	94.28	109.52	25.53		80.0	
		Z	100.00	108.16	24.29		80.0	
10469-AAA	LTE-TDD (SC-FDMA, 1 RB, 5 MHz, 64-QAM, UL Subframe=2,3,4,7,8,9)	X	27.59	91.19	21.47	3.23	80.0	± 9.6 %
		Y	13.74	85.89	18.98		80.0	
		Z	32.90	93.53	20.03		80.0	
10470-AAA	LTE-TDD (SC-FDMA, 1 RB, 10 MHz, QPSK, UL Subframe=2,3,4,7,8,9)	X	100.00	115.44	29.58	3.23	80.0	± 9.6 %
		Y	100.00	123.25	31.82		80.0	
		Z	100.00	124.92	32.15		80.0	
10471-AAA	LTE-TDD (SC-FDMA, 1 RB, 10 MHz, 16-QAM, UL Subframe=2,3,4,7,8,9)	X	55.24	100.82	24.34	3.23	80.0	± 9.6 %
		Y	94.55	109.51	25.51		80.0	
		Z	100.00	108.10	24.25		80.0	
10472-AAA	LTE-TDD (SC-FDMA, 1 RB, 10 MHz, 64-QAM, UL Subframe=2,3,4,7,8,9)	X	27.68	91.21	21.47	3.23	80.0	± 9.6 %
		Y	13.71	85.85	18.96		80.0	
		Z	32.46	93.35	19.96		80.0	
10473-AAA	LTE-TDD (SC-FDMA, 1 RB, 15 MHz, QPSK, UL Subframe=2,3,4,7,8,9)	X	100.00	115.43	29.57	3.23	80.0	± 9.6 %
		Y	100.00	123.22	31.80		80.0	
		Z	100.00	124.89	32.13		80.0	
10474-AAA	LTE-TDD (SC-FDMA, 1 RB, 15 MHz, 16-QAM, UL Subframe=2,3,4,7,8,9)	X	54.80	100.73	24.32	3.23	80.0	± 9.6 %
		Y	91.93	109.20	25.45		80.0	
		Z	100.00	108.10	24.25		80.0	
10475-AAA	LTE-TDD (SC-FDMA, 1 RB, 15 MHz, 64-QAM, UL Subframe=2,3,4,7,8,9)	X	27.50	91.14	21.45	3.23	80.0	± 9.6 %
		Y	13.50	85.69	18.91		80.0	
		Z	31.52	93.08	19.90		80.0	

10477-AAA	LTE-TDD (SC-FDMA, 1 RB, 20 MHz, 16-QAM, UL Subframe=2,3,4,7,8,9)	X	52.37	100.09	24.13	3.23	80.0	± 9.6 %
		Y	75.38	106.81	24.87		80.0	
		Z	100.00	107.91	24.16		80.0	
10478-AAA	LTE-TDD (SC-FDMA, 1 RB, 20 MHz, 64-QAM, UL Subframe=2,3,4,7,8,9)	X	27.26	91.02	21.41	3.23	80.0	± 9.6 %
		Y	13.26	85.47	18.84		80.0	
		Z	30.16	92.61	19.77		80.0	
10479-AAA	LTE-TDD (SC-FDMA, 50% RB, 1.4 MHz, QPSK, UL Subframe=2,3,4,7,8,9)	X	100.00	110.48	26.81	1.99	80.0	± 9.6 %
		Y	2.73	68.06	11.81		80.0	
		Z	1.43	62.45	8.56		80.0	
10480-AAA	LTE-TDD (SC-FDMA, 50% RB, 1.4 MHz, 16-QAM, UL Subframe=2,3,4,7,8,9)	X	10.33	78.63	17.34	1.99	80.0	± 9.6 %
		Y	1.46	60.00	7.26		80.0	
		Z	1.33	60.00	6.36		80.0	
10481-AAA	LTE-TDD (SC-FDMA, 50% RB, 1.4 MHz, 64-QAM, UL Subframe=2,3,4,7,8,9)	X	8.08	75.22	15.95	1.99	80.0	± 9.6 %
		Y	1.48	60.00	7.04		80.0	
		Z	1.36	60.00	6.13		80.0	
10482-AAA	LTE-TDD (SC-FDMA, 50% RB, 3 MHz, QPSK, UL Subframe=2,3,4,7,8,9)	X	9.61	82.86	21.13	1.99	80.0	± 9.6 %
		Y	5.81	78.79	19.00		80.0	
		Z	7.49	82.61	19.95		80.0	
10483-AAA	LTE-TDD (SC-FDMA, 50% RB, 3 MHz, 16-QAM, UL Subframe=2,3,4,7,8,9)	X	11.05	82.78	21.52	1.99	80.0	± 9.6 %
		Y	7.68	79.55	19.16		80.0	
		Z	9.15	81.77	19.31		80.0	
10484-AAA	LTE-TDD (SC-FDMA, 50% RB, 3 MHz, 64-QAM, UL Subframe=2,3,4,7,8,9)	X	10.66	82.06	21.31	1.99	80.0	± 9.6 %
		Y	6.96	78.04	18.65		80.0	
		Z	7.77	79.52	18.59		80.0	
10485-AAA	LTE-TDD (SC-FDMA, 50% RB, 5 MHz, QPSK, UL Subframe=2,3,4,7,8,9)	X	10.18	83.77	21.74	1.99	80.0	± 9.6 %
		Y	6.53	81.04	20.70		80.0	
		Z	8.63	85.83	22.16		80.0	
10486-AAA	LTE-TDD (SC-FDMA, 50% RB, 5 MHz, 16-QAM, UL Subframe=2,3,4,7,8,9)	X	6.80	75.85	19.18	1.99	80.0	± 9.6 %
		Y	4.63	73.14	17.52		80.0	
		Z	4.93	74.63	17.85		80.0	
10487-AAA	LTE-TDD (SC-FDMA, 50% RB, 5 MHz, 64-QAM, UL Subframe=2,3,4,7,8,9)	X	6.74	75.42	19.05	1.99	80.0	± 9.6 %
		Y	4.56	72.57	17.30		80.0	
		Z	4.76	73.82	17.53		80.0	
10488-AAA	LTE-TDD (SC-FDMA, 50% RB, 10 MHz, QPSK, UL Subframe=2,3,4,7,8,9)	X	9.26	81.31	21.14	1.99	80.0	± 9.6 %
		Y	6.04	78.74	20.60		80.0	
		Z	6.88	81.70	21.70		80.0	
10489-AAA	LTE-TDD (SC-FDMA, 50% RB, 10 MHz, 16-QAM, UL Subframe=2,3,4,7,8,9)	X	6.70	74.94	19.37	1.99	80.0	± 9.6 %
		Y	4.74	72.58	18.49		80.0	
		Z	4.87	73.80	18.93		80.0	
10490-AAA	LTE-TDD (SC-FDMA, 50% RB, 10 MHz, 64-QAM, UL Subframe=2,3,4,7,8,9)	X	6.63	74.31	19.19	1.99	80.0	± 9.6 %
		Y	4.78	72.20	18.37		80.0	
		Z	4.88	73.31	18.77		80.0	
10491-AAA	LTE-TDD (SC-FDMA, 50% RB, 15 MHz, QPSK, UL Subframe=2,3,4,7,8,9)	X	7.99	77.79	20.04	1.99	80.0	± 9.6 %
		Y	5.54	75.44	19.58		80.0	
		Z	5.85	77.18	20.31		80.0	
10492-AAA	LTE-TDD (SC-FDMA, 50% RB, 15 MHz, 16-QAM, UL Subframe=2,3,4,7,8,9)	X	6.64	73.40	18.97	1.99	80.0	± 9.6 %
		Y	4.89	71.22	18.27		80.0	
		Z	4.91	72.02	18.60		80.0	

10493-AAA	LTE-TDD (SC-FDMA, 50% RB, 15 MHz, 64-QAM, UL Subframe=2,3,4,7,8,9)	X	6.63	73.05	18.88	1.99	80.0	± 9.6 %
		Y	4.93	70.98	18.19		80.0	
		Z	4.94	71.73	18.50		80.0	
10494-AAA	LTE-TDD (SC-FDMA, 50% RB, 20 MHz, QPSK, UL Subframe=2,3,4,7,8,9)	X	9.25	79.94	20.55	1.99	80.0	± 9.6 %
		Y	6.29	77.48	20.14		80.0	
		Z	6.82	79.60	20.99		80.0	
10495-AAA	LTE-TDD (SC-FDMA, 50% RB, 20 MHz, 16-QAM, UL Subframe=2,3,4,7,8,9)	X	6.90	74.24	19.21	1.99	80.0	± 9.6 %
		Y	5.00	71.81	18.51		80.0	
		Z	5.02	72.61	18.86		80.0	
10496-AAA	LTE-TDD (SC-FDMA, 50% RB, 20 MHz, 64-QAM, UL Subframe=2,3,4,7,8,9)	X	6.80	73.58	19.03	1.99	80.0	± 9.6 %
		Y	5.02	71.34	18.37		80.0	
		Z	5.02	72.06	18.68		80.0	
10497-AAA	LTE-TDD (SC-FDMA, 100% RB, 1.4 MHz, QPSK, UL Subframe=2,3,4,7,8,9)	X	8.70	81.61	20.39	1.99	80.0	± 9.6 %
		Y	3.68	72.36	15.74		80.0	
		Z	3.73	72.83	15.43		80.0	
10498-AAA	LTE-TDD (SC-FDMA, 100% RB, 1.4 MHz, 16-QAM, UL Subframe=2,3,4,7,8,9)	X	6.14	74.45	17.47	1.99	80.0	± 9.6 %
		Y	2.42	64.76	11.65		80.0	
		Z	2.01	63.29	10.42		80.0	
10499-AAA	LTE-TDD (SC-FDMA, 100% RB, 1.4 MHz, 64-QAM, UL Subframe=2,3,4,7,8,9)	X	6.10	74.03	17.25	1.99	80.0	± 9.6 %
		Y	2.34	64.14	11.24		80.0	
		Z	1.93	62.60	9.95		80.0	
10500-AAA	LTE-TDD (SC-FDMA, 100% RB, 3 MHz, QPSK, UL Subframe=2,3,4,7,8,9)	X	9.20	81.83	21.24	1.99	80.0	± 9.6 %
		Y	6.05	79.44	20.47		80.0	
		Z	7.38	83.28	21.74		80.0	
10501-AAA	LTE-TDD (SC-FDMA, 100% RB, 3 MHz, 16-QAM, UL Subframe=2,3,4,7,8,9)	X	6.68	75.21	19.15	1.99	80.0	± 9.6 %
		Y	4.68	72.89	17.89		80.0	
		Z	4.92	74.35	18.29		80.0	
10502-AAA	LTE-TDD (SC-FDMA, 100% RB, 3 MHz, 64-QAM, UL Subframe=2,3,4,7,8,9)	X	6.61	74.73	18.98	1.99	80.0	± 9.6 %
		Y	4.69	72.56	17.72		80.0	
		Z	4.90	73.90	18.06		80.0	
10503-AAA	LTE-TDD (SC-FDMA, 100% RB, 5 MHz, QPSK, UL Subframe=2,3,4,7,8,9)	X	9.12	81.09	21.05	1.99	80.0	± 9.6 %
		Y	5.94	78.46	20.49		80.0	
		Z	6.74	81.37	21.57		80.0	
10504-AAA	LTE-TDD (SC-FDMA, 100% RB, 5 MHz, 16-QAM, UL Subframe=2,3,4,7,8,9)	X	6.67	74.86	19.32	1.99	80.0	± 9.6 %
		Y	4.71	72.47	18.43		80.0	
		Z	4.83	73.67	18.86		80.0	
10505-AAA	LTE-TDD (SC-FDMA, 100% RB, 5 MHz, 64-QAM, UL Subframe=2,3,4,7,8,9)	X	6.59	74.22	19.14	1.99	80.0	± 9.6 %
		Y	4.75	72.08	18.31		80.0	
		Z	4.84	73.19	18.70		80.0	
10506-AAA	LTE-TDD (SC-FDMA, 100% RB, 10 MHz, QPSK, UL Subframe=2,3,4,7,8,9)	X	9.16	79.78	20.48	1.99	80.0	± 9.6 %
		Y	6.22	77.28	20.05		80.0	
		Z	6.73	79.37	20.90		80.0	
10507-AAA	LTE-TDD (SC-FDMA, 100% RB, 10 MHz, 16-QAM, UL Subframe=2,3,4,7,8,9)	X	6.87	74.17	19.18	1.99	80.0	± 9.6 %
		Y	4.97	71.74	18.47		80.0	
		Z	5.00	72.54	18.82		80.0	

10508-AAA	LTE-TDD (SC-FDMA, 100% RB, 10 MHz, 64-QAM, UL Subframe=2,3,4,7,8,9)	X	6.78	73.51	18.99	1.99	80.0	± 9.6 %
		Y	5.00	71.26	18.32		80.0	
		Z	4.99	71.98	18.64		80.0	
10509-AAA	LTE-TDD (SC-FDMA, 100% RB, 15 MHz, QPSK, UL Subframe=2,3,4,7,8,9)	X	8.19	76.69	19.48	1.99	80.0	± 9.6 %
		Y	5.96	74.56	19.11		80.0	
		Z	6.18	75.85	19.67		80.0	
10510-AAA	LTE-TDD (SC-FDMA, 100% RB, 15 MHz, 16-QAM, UL Subframe=2,3,4,7,8,9)	X	7.09	73.18	18.86	1.99	80.0	± 9.6 %
		Y	5.35	70.96	18.27		80.0	
		Z	5.32	71.51	18.53		80.0	
10511-AAA	LTE-TDD (SC-FDMA, 100% RB, 15 MHz, 64-QAM, UL Subframe=2,3,4,7,8,9)	X	7.01	72.71	18.76	1.99	80.0	± 9.6 %
		Y	5.36	70.59	18.17		80.0	
		Z	5.32	71.09	18.41		80.0	
10512-AAA	LTE-TDD (SC-FDMA, 100% RB, 20 MHz, QPSK, UL Subframe=2,3,4,7,8,9)	X	9.39	79.21	20.17	1.99	80.0	± 9.6 %
		Y	6.60	76.78	19.74		80.0	
		Z	7.04	78.51	20.46		80.0	
10513-AAA	LTE-TDD (SC-FDMA, 100% RB, 20 MHz, 16-QAM, UL Subframe=2,3,4,7,8,9)	X	7.22	74.05	19.13	1.99	80.0	± 9.6 %
		Y	5.31	71.48	18.45		80.0	
		Z	5.29	72.06	18.74		80.0	
10514-AAA	LTE-TDD (SC-FDMA, 100% RB, 20 MHz, 64-QAM, UL Subframe=2,3,4,7,8,9)	X	7.01	73.30	18.95	1.99	80.0	± 9.6 %
		Y	5.25	70.89	18.29		80.0	
		Z	5.21	71.40	18.54		80.0	
10515-AAA	IEEE 802.11b WiFi 2.4 GHz (DSSS, 2 Mbps, 99pc duty cycle)	X	1.01	63.76	15.28	0.00	150.0	± 9.6 %
		Y	0.99	62.98	14.53		150.0	
		Z	1.00	63.68	15.06		150.0	
10516-AAA	IEEE 802.11b WiFi 2.4 GHz (DSSS, 5.5 Mbps, 99pc duty cycle)	X	0.80	75.28	19.93	0.00	150.0	± 9.6 %
		Y	0.58	68.61	16.24		150.0	
		Z	0.70	72.93	18.74		150.0	
10517-AAA	IEEE 802.11b WiFi 2.4 GHz (DSSS, 11 Mbps, 99pc duty cycle)	X	0.91	66.46	16.32	0.00	150.0	± 9.6 %
		Y	0.83	64.68	15.01		150.0	
		Z	0.86	65.89	15.88		150.0	
10518-AAA	IEEE 802.11a/h WiFi 5 GHz (OFDM, 9 Mbps, 99pc duty cycle)	X	4.89	66.93	16.38	0.00	150.0	± 9.6 %
		Y	4.64	66.79	16.26		150.0	
		Z	4.58	67.02	16.34		150.0	
10519-AAA	IEEE 802.11a/h WiFi 5 GHz (OFDM, 12 Mbps, 99pc duty cycle)	X	5.17	67.29	16.52	0.00	150.0	± 9.6 %
		Y	4.84	67.06	16.39		150.0	
		Z	4.77	67.26	16.46		150.0	
10520-AAA	IEEE 802.11a/h WiFi 5 GHz (OFDM, 18 Mbps, 99pc duty cycle)	X	5.01	67.26	16.44	0.00	150.0	± 9.6 %
		Y	4.69	67.02	16.31		150.0	
		Z	4.62	67.22	16.38		150.0	
10521-AAA	IEEE 802.11a/h WiFi 5 GHz (OFDM, 24 Mbps, 99pc duty cycle)	X	4.93	67.28	16.44	0.00	150.0	± 9.6 %
		Y	4.62	67.01	16.29		150.0	
		Z	4.55	67.22	16.37		150.0	
10522-AAA	IEEE 802.11a/h WiFi 5 GHz (OFDM, 36 Mbps, 99pc duty cycle)	X	4.95	67.09	16.39	0.00	150.0	± 9.6 %
		Y	4.68	67.06	16.36		150.0	
		Z	4.61	67.31	16.46		150.0	

10523-AAA	IEEE 802.11a/h WiFi 5 GHz (OFDM, 48 Mbps, 99pc duty cycle)	X	4.83	67.13	16.32	0.00	150.0	± 9.6 %
		Y	4.55	66.92	16.20		150.0	
		Z	4.49	67.17	16.30		150.0	
10524-AAA	IEEE 802.11a/h WiFi 5 GHz (OFDM, 54 Mbps, 99pc duty cycle)	X	4.91	67.07	16.40	0.00	150.0	± 9.6 %
		Y	4.62	66.99	16.33		150.0	
		Z	4.55	67.23	16.42		150.0	
10525-AAA	IEEE 802.11ac WiFi (20MHz, MCS0, 99pc duty cycle)	X	4.83	66.16	16.01	0.00	150.0	± 9.6 %
		Y	4.59	66.02	15.91		150.0	
		Z	4.54	66.27	16.01		150.0	
10526-AAA	IEEE 802.11ac WiFi (20MHz, MCS1, 99pc duty cycle)	X	5.08	66.58	16.15	0.00	150.0	± 9.6 %
		Y	4.78	66.41	16.06		150.0	
		Z	4.71	66.64	16.15		150.0	
10527-AAA	IEEE 802.11ac WiFi (20MHz, MCS2, 99pc duty cycle)	X	5.00	66.62	16.14	0.00	150.0	± 9.6 %
		Y	4.69	66.37	16.00		150.0	
		Z	4.63	66.60	16.10		150.0	
10528-AAA	IEEE 802.11ac WiFi (20MHz, MCS3, 99pc duty cycle)	X	5.02	66.63	16.17	0.00	150.0	± 9.6 %
		Y	4.71	66.39	16.04		150.0	
		Z	4.65	66.62	16.13		150.0	
10529-AAA	IEEE 802.11ac WiFi (20MHz, MCS4, 99pc duty cycle)	X	5.02	66.63	16.17	0.00	150.0	± 9.6 %
		Y	4.71	66.39	16.04		150.0	
		Z	4.65	66.62	16.13		150.0	
10531-AAA	IEEE 802.11ac WiFi (20MHz, MCS6, 99pc duty cycle)	X	5.05	66.78	16.18	0.00	150.0	± 9.6 %
		Y	4.71	66.51	16.06		150.0	
		Z	4.64	66.73	16.14		150.0	
10532-AAA	IEEE 802.11ac WiFi (20MHz, MCS7, 99pc duty cycle)	X	4.92	66.80	16.21	0.00	150.0	± 9.6 %
		Y	4.57	66.36	15.99		150.0	
		Z	4.50	66.58	16.08		150.0	
10533-AAA	IEEE 802.11ac WiFi (20MHz, MCS8, 99pc duty cycle)	X	5.04	66.62	16.13	0.00	150.0	± 9.6 %
		Y	4.72	66.42	16.02		150.0	
		Z	4.66	66.67	16.12		150.0	
10534-AAA	IEEE 802.11ac WiFi (40MHz, MCS0, 99pc duty cycle)	X	5.50	66.89	16.23	0.00	150.0	± 9.6 %
		Y	5.25	66.56	16.12		150.0	
		Z	5.18	66.72	16.18		150.0	
10535-AAA	IEEE 802.11ac WiFi (40MHz, MCS1, 99pc duty cycle)	X	5.61	67.07	16.29	0.00	150.0	± 9.6 %
		Y	5.32	66.72	16.19		150.0	
		Z	5.26	66.91	16.27		150.0	
10536-AAA	IEEE 802.11ac WiFi (40MHz, MCS2, 99pc duty cycle)	X	5.45	67.03	16.27	0.00	150.0	± 9.6 %
		Y	5.18	66.67	16.15		150.0	
		Z	5.12	66.85	16.22		150.0	
10537-AAA	IEEE 802.11ac WiFi (40MHz, MCS3, 99pc duty cycle)	X	5.51	66.97	16.23	0.00	150.0	± 9.6 %
		Y	5.25	66.66	16.15		150.0	
		Z	5.18	66.81	16.21		150.0	
10538-AAA	IEEE 802.11ac WiFi (40MHz, MCS4, 99pc duty cycle)	X	5.66	67.09	16.33	0.00	150.0	± 9.6 %
		Y	5.35	66.71	16.21		150.0	
		Z	5.27	66.83	16.26		150.0	
10540-AAA	IEEE 802.11ac WiFi (40MHz, MCS6, 99pc duty cycle)	X	5.52	66.96	16.29	0.00	150.0	± 9.6 %
		Y	5.27	66.69	16.22		150.0	
		Z	5.21	66.87	16.29		150.0	

10541-AAA	IEEE 802.11ac WiFi (40MHz, MCS7, 99pc duty cycle)	X	5.54	67.03	16.32	0.00	150.0	± 9.6 %
		Y	5.24	66.55	16.14		150.0	
		Z	5.17	66.72	16.20		150.0	
10542-AAA	IEEE 802.11ac WiFi (40MHz, MCS8, 99pc duty cycle)	X	5.66	66.95	16.30	0.00	150.0	± 9.6 %
		Y	5.40	66.64	16.20		150.0	
		Z	5.33	66.79	16.25		150.0	
10543-AAA	IEEE 802.11ac WiFi (40MHz, MCS9, 99pc duty cycle)	X	5.85	67.19	16.42	0.00	150.0	± 9.6 %
		Y	5.49	66.69	16.24		150.0	
		Z	5.41	66.83	16.30		150.0	
10544-AAA	IEEE 802.11ac WiFi (80MHz, MCS0, 99pc duty cycle)	X	5.73	67.00	16.21	0.00	150.0	± 9.6 %
		Y	5.55	66.66	16.11		150.0	
		Z	5.50	66.82	16.17		150.0	
10545-AAA	IEEE 802.11ac WiFi (80MHz, MCS1, 99pc duty cycle)	X	5.97	67.35	16.30	0.00	150.0	± 9.6 %
		Y	5.77	67.14	16.30		150.0	
		Z	5.70	67.27	16.35		150.0	
10546-AAA	IEEE 802.11ac WiFi (80MHz, MCS2, 99pc duty cycle)	X	5.89	67.40	16.36	0.00	150.0	± 9.6 %
		Y	5.63	66.93	16.21		150.0	
		Z	5.56	67.04	16.25		150.0	
10547-AAA	IEEE 802.11ac WiFi (80MHz, MCS3, 99pc duty cycle)	X	5.98	67.45	16.37	0.00	150.0	± 9.6 %
		Y	5.72	67.02	16.25		150.0	
		Z	5.63	67.08	16.26		150.0	
10548-AAA	IEEE 802.11ac WiFi (80MHz, MCS4, 99pc duty cycle)	X	6.20	68.21	16.72	0.00	150.0	± 9.6 %
		Y	6.10	68.30	16.85		150.0	
		Z	5.92	68.12	16.75		150.0	
10550-AAA	IEEE 802.11ac WiFi (80MHz, MCS6, 99pc duty cycle)	X	5.90	67.28	16.30	0.00	150.0	± 9.6 %
		Y	5.65	66.91	16.21		150.0	
		Z	5.59	67.06	16.27		150.0	
10551-AAA	IEEE 802.11ac WiFi (80MHz, MCS7, 99pc duty cycle)	X	5.89	67.30	16.27	0.00	150.0	± 9.6 %
		Y	5.66	66.95	16.19		150.0	
		Z	5.60	67.09	16.24		150.0	
10552-AAA	IEEE 802.11ac WiFi (80MHz, MCS8, 99pc duty cycle)	X	5.82	67.18	16.24	0.00	150.0	± 9.6 %
		Y	5.56	66.72	16.09		150.0	
		Z	5.51	66.88	16.15		150.0	
10553-AAA	IEEE 802.11ac WiFi (80MHz, MCS9, 99pc duty cycle)	X	5.91	67.18	16.26	0.00	150.0	± 9.6 %
		Y	5.65	66.78	16.14		150.0	
		Z	5.59	66.92	16.19		150.0	
10554-AAA	IEEE 1602.11ac WiFi (160MHz, MCS0, 99pc duty cycle)	X	6.12	67.39	16.31	0.00	150.0	± 9.6 %
		Y	5.96	67.06	16.22		150.0	
		Z	5.91	67.18	16.26		150.0	
10555-AAA	IEEE 1602.11ac WiFi (160MHz, MCS1, 99pc duty cycle)	X	6.35	67.90	16.52	0.00	150.0	± 9.6 %
		Y	6.10	67.40	16.36		150.0	
		Z	6.04	67.50	16.40		150.0	
10556-AAA	IEEE 1602.11ac WiFi (160MHz, MCS2, 99pc duty cycle)	X	6.31	67.76	16.45	0.00	150.0	± 9.6 %
		Y	6.12	67.42	16.37		150.0	
		Z	6.06	67.55	16.41		150.0	
10557-AAA	IEEE 1602.11ac WiFi (160MHz, MCS3, 99pc duty cycle)	X	6.32	67.78	16.49	0.00	150.0	± 9.6 %
		Y	6.09	67.35	16.35		150.0	
		Z	6.02	67.44	16.38		150.0	

10558-AAA	IEEE 1602.11ac WiFi (160MHz, MCS4, 99pc duty cycle)	X	6.37	67.94	16.58	0.00	150.0	± 9.6 %
		Y	6.15	67.54	16.46		150.0	
		Z	6.07	67.61	16.48		150.0	
10560-AAA	IEEE 1602.11ac WiFi (160MHz, MCS6, 99pc duty cycle)	X	6.41	67.89	16.59	0.00	150.0	± 9.6 %
		Y	6.13	67.35	16.40		150.0	
		Z	6.06	67.45	16.43		150.0	
10561-AAA	IEEE 1602.11ac WiFi (160MHz, MCS7, 99pc duty cycle)	X	6.29	67.78	16.58	0.00	150.0	± 9.6 %
		Y	6.06	67.32	16.43		150.0	
		Z	5.99	67.43	16.46		150.0	
10562-AAA	IEEE 1602.11ac WiFi (160MHz, MCS8, 99pc duty cycle)	X	6.44	68.21	16.80	0.00	150.0	± 9.6 %
		Y	6.22	67.82	16.68		150.0	
		Z	6.12	67.82	16.66		150.0	
10563-AAA	IEEE 1602.11ac WiFi (160MHz, MCS9, 99pc duty cycle)	X	6.59	68.18	16.73	0.00	150.0	± 9.6 %
		Y	6.63	68.58	17.01		150.0	
		Z	6.34	68.11	16.76		150.0	
10564-AAA	IEEE 802.11g WiFi 2.4 GHz (DSSS-OFDM, 9 Mbps, 99pc duty cycle)	X	5.25	67.12	16.59	0.46	150.0	± 9.6 %
		Y	4.98	66.92	16.45		150.0	
		Z	4.92	67.13	16.52		150.0	
10565-AAA	IEEE 802.11g WiFi 2.4 GHz (DSSS-OFDM, 12 Mbps, 99pc duty cycle)	X	5.57	67.65	16.90	0.46	150.0	± 9.6 %
		Y	5.23	67.39	16.77		150.0	
		Z	5.14	67.56	16.83		150.0	
10566-AAA	IEEE 802.11g WiFi 2.4 GHz (DSSS-OFDM, 18 Mbps, 99pc duty cycle)	X	5.38	67.52	16.73	0.46	150.0	± 9.6 %
		Y	5.06	67.25	16.60		150.0	
		Z	4.98	67.42	16.66		150.0	
10567-AAA	IEEE 802.11g WiFi 2.4 GHz (DSSS-OFDM, 24 Mbps, 99pc duty cycle)	X	5.40	67.87	17.04	0.46	150.0	± 9.6 %
		Y	5.08	67.62	16.93		150.0	
		Z	5.01	67.79	16.99		150.0	
10568-AAA	IEEE 802.11g WiFi 2.4 GHz (DSSS-OFDM, 36 Mbps, 99pc duty cycle)	X	5.28	67.17	16.47	0.46	150.0	± 9.6 %
		Y	4.98	67.02	16.37		150.0	
		Z	4.90	67.24	16.46		150.0	
10569-AAA	IEEE 802.11g WiFi 2.4 GHz (DSSS-OFDM, 48 Mbps, 99pc duty cycle)	X	5.33	67.87	17.05	0.46	150.0	± 9.6 %
		Y	5.03	67.67	16.98		150.0	
		Z	4.97	67.89	17.06		150.0	
10570-AAA	IEEE 802.11g WiFi 2.4 GHz (DSSS-OFDM, 54 Mbps, 99pc duty cycle)	X	5.37	67.60	16.95	0.46	150.0	± 9.6 %
		Y	5.07	67.53	16.92		150.0	
		Z	5.00	67.73	16.99		150.0	
10571-AAA	IEEE 802.11b WiFi 2.4 GHz (DSSS, 1 Mbps, 90pc duty cycle)	X	1.66	68.44	17.44	0.46	130.0	± 9.6 %
		Y	1.33	65.54	16.01		130.0	
		Z	1.35	66.28	16.53		130.0	
10572-AAA	IEEE 802.11b WiFi 2.4 GHz (DSSS, 2 Mbps, 90pc duty cycle)	X	1.71	69.24	17.84	0.46	130.0	± 9.6 %
		Y	1.36	66.15	16.37		130.0	
		Z	1.37	66.96	16.93		130.0	
10573-AAA	IEEE 802.11b WiFi 2.4 GHz (DSSS, 5.5 Mbps, 90pc duty cycle)	X	23.25	116.08	31.04	0.46	130.0	± 9.6 %
		Y	2.80	86.95	23.21		130.0	
		Z	7.22	103.82	28.80		130.0	
10574-AAA	IEEE 802.11b WiFi 2.4 GHz (DSSS, 11 Mbps, 90pc duty cycle)	X	2.45	78.44	21.67	0.46	130.0	± 9.6 %
		Y	1.56	72.17	19.23		130.0	
		Z	1.66	74.16	20.33		130.0	

10575-AAA	IEEE 802.11g WiFi 2.4 GHz (DSSS-OFDM, 6 Mbps, 90pc duty cycle)	X	5.08	67.00	16.69	0.46	130.0	± 9.6 %
		Y	4.80	66.81	16.56		130.0	
		Z	4.73	67.01	16.63		130.0	
10576-AAA	IEEE 802.11g WiFi 2.4 GHz (DSSS-OFDM, 9 Mbps, 90pc duty cycle)	X	5.11	67.18	16.76	0.46	130.0	± 9.6 %
		Y	4.82	66.96	16.62		130.0	
		Z	4.76	67.17	16.69		130.0	
10577-AAA	IEEE 802.11g WiFi 2.4 GHz (DSSS-OFDM, 12 Mbps, 90pc duty cycle)	X	5.40	67.54	16.94	0.46	130.0	± 9.6 %
		Y	5.04	67.27	16.80		130.0	
		Z	4.96	67.45	16.85		130.0	
10578-AAA	IEEE 802.11g WiFi 2.4 GHz (DSSS-OFDM, 18 Mbps, 90pc duty cycle)	X	5.29	67.72	17.03	0.46	130.0	± 9.6 %
		Y	4.94	67.44	16.89		130.0	
		Z	4.86	67.61	16.95		130.0	
10579-AAA	IEEE 802.11g WiFi 2.4 GHz (DSSS-OFDM, 24 Mbps, 90pc duty cycle)	X	5.09	67.24	16.49	0.46	130.0	± 9.6 %
		Y	4.71	66.78	16.24		130.0	
		Z	4.63	66.96	16.30		130.0	
10580-AAA	IEEE 802.11g WiFi 2.4 GHz (DSSS-OFDM, 36 Mbps, 90pc duty cycle)	X	5.13	67.14	16.47	0.46	130.0	± 9.6 %
		Y	4.76	66.78	16.25		130.0	
		Z	4.68	67.00	16.33		130.0	
10581-AAA	IEEE 802.11g WiFi 2.4 GHz (DSSS-OFDM, 48 Mbps, 90pc duty cycle)	X	5.24	67.96	17.05	0.46	130.0	± 9.6 %
		Y	4.84	67.49	16.84		130.0	
		Z	4.76	67.68	16.91		130.0	
10582-AAA	IEEE 802.11g WiFi 2.4 GHz (DSSS-OFDM, 54 Mbps, 90pc duty cycle)	X	5.05	66.95	16.29	0.46	130.0	± 9.6 %
		Y	4.66	66.55	16.03		130.0	
		Z	4.58	66.73	16.10		130.0	
10583-AAA	IEEE 802.11a/h WiFi 5 GHz (OFDM, 6 Mbps, 90pc duty cycle)	X	5.08	67.00	16.69	0.46	130.0	± 9.6 %
		Y	4.80	66.81	16.56		130.0	
		Z	4.73	67.01	16.63		130.0	
10584-AAA	IEEE 802.11a/h WiFi 5 GHz (OFDM, 9 Mbps, 90pc duty cycle)	X	5.11	67.18	16.76	0.46	130.0	± 9.6 %
		Y	4.82	66.96	16.62		130.0	
		Z	4.76	67.17	16.69		130.0	
10585-AAA	IEEE 802.11a/h WiFi 5 GHz (OFDM, 12 Mbps, 90pc duty cycle)	X	5.40	67.54	16.94	0.46	130.0	± 9.6 %
		Y	5.04	67.27	16.80		130.0	
		Z	4.96	67.45	16.85		130.0	
10586-AAA	IEEE 802.11a/h WiFi 5 GHz (OFDM, 18 Mbps, 90pc duty cycle)	X	5.29	67.72	17.03	0.46	130.0	± 9.6 %
		Y	4.94	67.44	16.89		130.0	
		Z	4.86	67.61	16.95		130.0	
10587-AAA	IEEE 802.11a/h WiFi 5 GHz (OFDM, 24 Mbps, 90pc duty cycle)	X	5.09	67.24	16.49	0.46	130.0	± 9.6 %
		Y	4.71	66.78	16.24		130.0	
		Z	4.63	66.96	16.30		130.0	
10588-AAA	IEEE 802.11a/h WiFi 5 GHz (OFDM, 36 Mbps, 90pc duty cycle)	X	5.13	67.14	16.47	0.46	130.0	± 9.6 %
		Y	4.76	66.78	16.25		130.0	
		Z	4.68	67.00	16.33		130.0	
10589-AAA	IEEE 802.11a/h WiFi 5 GHz (OFDM, 48 Mbps, 90pc duty cycle)	X	5.24	67.96	17.05	0.46	130.0	± 9.6 %
		Y	4.84	67.49	16.84		130.0	
		Z	4.76	67.68	16.91		130.0	
10590-AAA	IEEE 802.11a/h WiFi 5 GHz (OFDM, 54 Mbps, 90pc duty cycle)	X	5.05	66.95	16.29	0.46	130.0	± 9.6 %
		Y	4.66	66.55	16.03		130.0	
		Z	4.58	66.73	16.10		130.0	

10591-AAA	IEEE 802.11n (HT Mixed, 20MHz, MCS0, 90pc duty cycle)	X	5.23	67.05	16.77	0.46	130.0	± 9.6 %
		Y	4.95	66.86	16.65		130.0	
		Z	4.88	67.05	16.71		130.0	
10592-AAA	IEEE 802.11n (HT Mixed, 20MHz, MCS1, 90pc duty cycle)	X	5.44	67.40	16.87	0.46	130.0	± 9.6 %
		Y	5.11	67.20	16.78		130.0	
		Z	5.03	67.39	16.84		130.0	
10593-AAA	IEEE 802.11n (HT Mixed, 20MHz, MCS2, 90pc duty cycle)	X	5.39	67.43	16.83	0.46	130.0	± 9.6 %
		Y	5.04	67.14	16.68		130.0	
		Z	4.96	67.31	16.73		130.0	
10594-AAA	IEEE 802.11n (HT Mixed, 20MHz, MCS3, 90pc duty cycle)	X	5.42	67.52	16.93	0.46	130.0	± 9.6 %
		Y	5.09	67.29	16.82		130.0	
		Z	5.01	67.47	16.88		130.0	
10595-AAA	IEEE 802.11n (HT Mixed, 20MHz, MCS4, 90pc duty cycle)	X	5.44	67.58	16.88	0.46	130.0	± 9.6 %
		Y	5.06	67.25	16.72		130.0	
		Z	4.98	67.43	16.78		130.0	
10596-AAA	IEEE 802.11n (HT Mixed, 20MHz, MCS5, 90pc duty cycle)	X	5.36	67.53	16.86	0.46	130.0	± 9.6 %
		Y	5.00	67.25	16.73		130.0	
		Z	4.92	67.44	16.79		130.0	
10597-AAA	IEEE 802.11n (HT Mixed, 20MHz, MCS6, 90pc duty cycle)	X	5.32	67.55	16.82	0.46	130.0	± 9.6 %
		Y	4.95	67.17	16.62		130.0	
		Z	4.87	67.35	16.68		130.0	
10598-AAA	IEEE 802.11n (HT Mixed, 20MHz, MCS7, 90pc duty cycle)	X	5.31	67.84	17.09	0.46	130.0	± 9.6 %
		Y	4.93	67.41	16.88		130.0	
		Z	4.85	67.56	16.93		130.0	
10599-AAA	IEEE 802.11n (HT Mixed, 40MHz, MCS0, 90pc duty cycle)	X	5.98	68.04	17.10	0.46	130.0	± 9.6 %
		Y	5.63	67.46	16.88		130.0	
		Z	5.55	67.59	16.92		130.0	
10600-AAA	IEEE 802.11n (HT Mixed, 40MHz, MCS1, 90pc duty cycle)	X	6.16	68.48	17.29	0.46	130.0	± 9.6 %
		Y	5.84	68.13	17.18		130.0	
		Z	5.70	68.07	17.13		130.0	
10601-AAA	IEEE 802.11n (HT Mixed, 40MHz, MCS2, 90pc duty cycle)	X	6.01	68.11	17.11	0.46	130.0	± 9.6 %
		Y	5.68	67.73	17.00		130.0	
		Z	5.58	67.79	17.01		130.0	
10602-AAA	IEEE 802.11n (HT Mixed, 40MHz, MCS3, 90pc duty cycle)	X	6.12	68.18	17.08	0.46	130.0	± 9.6 %
		Y	5.77	67.72	16.91		130.0	
		Z	5.68	67.84	16.95		130.0	
10603-AAA	IEEE 802.11n (HT Mixed, 40MHz, MCS4, 90pc duty cycle)	X	6.27	68.61	17.40	0.46	130.0	± 9.6 %
		Y	5.85	68.00	17.18		130.0	
		Z	5.75	68.10	17.21		130.0	
10604-AAA	IEEE 802.11n (HT Mixed, 40MHz, MCS5, 90pc duty cycle)	X	5.96	67.89	17.04	0.46	130.0	± 9.6 %
		Y	5.63	67.42	16.88		130.0	
		Z	5.56	67.56	16.93		130.0	
10605-AAA	IEEE 802.11n (HT Mixed, 40MHz, MCS6, 90pc duty cycle)	X	6.05	68.09	17.15	0.46	130.0	± 9.6 %
		Y	5.76	67.82	17.08		130.0	
		Z	5.68	67.94	17.13		130.0	
10606-AAA	IEEE 802.11n (HT Mixed, 40MHz, MCS7, 90pc duty cycle)	X	5.81	67.58	16.78	0.46	130.0	± 9.6 %
		Y	5.51	67.17	16.62		130.0	
		Z	5.42	67.25	16.64		130.0	

10607-AAA	IEEE 802.11ac WiFi (20MHz, MCS0, 90pc duty cycle)	X	5.04	66.30	16.36	0.46	130.0	± 9.6 %
		Y	4.78	66.14	16.25		130.0	
		Z	4.72	66.37	16.34		130.0	
10608-AAA	IEEE 802.11ac WiFi (20MHz, MCS1, 90pc duty cycle)	X	5.30	66.73	16.50	0.46	130.0	± 9.6 %
		Y	4.98	66.56	16.42		130.0	
		Z	4.90	66.77	16.50		130.0	
10609-AAA	IEEE 802.11ac WiFi (20MHz, MCS2, 90pc duty cycle)	X	5.19	66.70	16.41	0.46	130.0	± 9.6 %
		Y	4.87	66.42	16.27		130.0	
		Z	4.79	66.63	16.35		130.0	
10610-AAA	IEEE 802.11ac WiFi (20MHz, MCS3, 90pc duty cycle)	X	5.25	66.83	16.55	0.46	130.0	± 9.6 %
		Y	4.92	66.58	16.43		130.0	
		Z	4.84	66.79	16.50		130.0	
10611-AAA	IEEE 802.11ac WiFi (20MHz, MCS4, 90pc duty cycle)	X	5.20	66.77	16.47	0.46	130.0	± 9.6 %
		Y	4.84	66.40	16.28		130.0	
		Z	4.76	66.60	16.36		130.0	
10612-AAA	IEEE 802.11ac WiFi (20MHz, MCS5, 90pc duty cycle)	X	5.21	66.84	16.45	0.46	130.0	± 9.6 %
		Y	4.85	66.56	16.33		130.0	
		Z	4.77	66.77	16.41		130.0	
10613-AAA	IEEE 802.11ac WiFi (20MHz, MCS6, 90pc duty cycle)	X	5.23	66.80	16.38	0.46	130.0	± 9.6 %
		Y	4.86	66.47	16.23		130.0	
		Z	4.78	66.66	16.30		130.0	
10614-AAA	IEEE 802.11ac WiFi (20MHz, MCS7, 90pc duty cycle)	X	5.17	67.09	16.66	0.46	130.0	± 9.6 %
		Y	4.79	66.63	16.45		130.0	
		Z	4.72	66.82	16.52		130.0	
10615-AAA	IEEE 802.11ac WiFi (20MHz, MCS8, 90pc duty cycle)	X	5.19	66.51	16.22	0.46	130.0	± 9.6 %
		Y	4.84	66.23	16.06		130.0	
		Z	4.76	66.45	16.15		130.0	
10616-AAA	IEEE 802.11ac WiFi (40MHz, MCS0, 90pc duty cycle)	X	5.70	67.02	16.57	0.46	130.0	± 9.6 %
		Y	5.44	66.69	16.47		130.0	
		Z	5.36	66.82	16.52		130.0	
10617-AAA	IEEE 802.11ac WiFi (40MHz, MCS1, 90pc duty cycle)	X	5.80	67.16	16.60	0.46	130.0	± 9.6 %
		Y	5.50	66.84	16.51		130.0	
		Z	5.44	67.03	16.59		130.0	
10618-AAA	IEEE 802.11ac WiFi (40MHz, MCS2, 90pc duty cycle)	X	5.66	67.20	16.64	0.46	130.0	± 9.6 %
		Y	5.39	66.87	16.55		130.0	
		Z	5.32	67.02	16.60		130.0	
10619-AAA	IEEE 802.11ac WiFi (40MHz, MCS3, 90pc duty cycle)	X	5.69	67.00	16.48	0.46	130.0	± 9.6 %
		Y	5.42	66.71	16.40		130.0	
		Z	5.34	66.85	16.45		130.0	
10620-AAA	IEEE 802.11ac WiFi (40MHz, MCS4, 90pc duty cycle)	X	5.85	67.18	16.62	0.46	130.0	± 9.6 %
		Y	5.52	66.78	16.49		130.0	
		Z	5.43	66.87	16.51		130.0	
10621-AAA	IEEE 802.11ac WiFi (40MHz, MCS5, 90pc duty cycle)	X	5.81	67.25	16.76	0.46	130.0	± 9.6 %
		Y	5.50	66.84	16.63		130.0	
		Z	5.42	66.97	16.68		130.0	
10622-AAA	IEEE 802.11ac WiFi (40MHz, MCS6, 90pc duty cycle)	X	5.76	67.22	16.74	0.46	130.0	± 9.6 %
		Y	5.51	67.01	16.71		130.0	
		Z	5.44	67.16	16.77		130.0	

10623-AAA	IEEE 802.11ac WiFi (40MHz, MCS7, 90pc duty cycle)	X	5.73	67.10	16.58	0.46	130.0	± 9.6 %
		Y	5.38	66.53	16.35		130.0	
		Z	5.32	66.69	16.41		130.0	
10624-AAA	IEEE 802.11ac WiFi (40MHz, MCS8, 90pc duty cycle)	X	5.85	67.03	16.60	0.46	130.0	± 9.6 %
		Y	5.59	66.76	16.53		130.0	
		Z	5.51	66.88	16.57		130.0	
10625-AAA	IEEE 802.11ac WiFi (40MHz, MCS9, 90pc duty cycle)	X	6.18	67.71	16.97	0.46	130.0	± 9.6 %
		Y	6.05	68.01	17.20		130.0	
		Z	5.89	67.91	17.13		130.0	
10626-AAA	IEEE 802.11ac WiFi (80MHz, MCS0, 90pc duty cycle)	X	5.90	67.04	16.50	0.46	130.0	± 9.6 %
		Y	5.71	66.72	16.41		130.0	
		Z	5.66	66.86	16.46		130.0	
10627-AAA	IEEE 802.11ac WiFi (80MHz, MCS1, 90pc duty cycle)	X	6.16	67.44	16.62	0.46	130.0	± 9.6 %
		Y	5.99	67.38	16.70		130.0	
		Z	5.91	67.48	16.73		130.0	
10628-AAA	IEEE 802.11ac WiFi (80MHz, MCS2, 90pc duty cycle)	X	6.03	67.34	16.53	0.46	130.0	± 9.6 %
		Y	5.77	66.89	16.39		130.0	
		Z	5.70	66.99	16.42		130.0	
10629-AAA	IEEE 802.11ac WiFi (80MHz, MCS3, 90pc duty cycle)	X	6.14	67.42	16.56	0.46	130.0	± 9.6 %
		Y	5.85	66.95	16.41		130.0	
		Z	5.78	67.06	16.45		130.0	
10630-AAA	IEEE 802.11ac WiFi (80MHz, MCS4, 90pc duty cycle)	X	6.60	68.90	17.30	0.46	130.0	± 9.6 %
		Y	6.51	69.06	17.46		130.0	
		Z	6.28	68.74	17.29		130.0	
10631-AAA	IEEE 802.11ac WiFi (80MHz, MCS5, 90pc duty cycle)	X	6.69	69.20	17.61	0.46	130.0	± 9.6 %
		Y	6.27	68.46	17.35		130.0	
		Z	6.11	68.34	17.28		130.0	
10632-AAA	IEEE 802.11ac WiFi (80MHz, MCS6, 90pc duty cycle)	X	6.24	67.82	16.94	0.46	130.0	± 9.6 %
		Y	5.94	67.39	16.84		130.0	
		Z	5.87	67.50	16.88		130.0	
10633-AAA	IEEE 802.11ac WiFi (80MHz, MCS7, 90pc duty cycle)	X	6.15	67.59	16.67	0.46	130.0	± 9.6 %
		Y	5.84	67.04	16.49		130.0	
		Z	5.75	67.11	16.51		130.0	
10634-AAA	IEEE 802.11ac WiFi (80MHz, MCS8, 90pc duty cycle)	X	6.17	67.68	16.78	0.46	130.0	± 9.6 %
		Y	5.81	67.04	16.55		130.0	
		Z	5.73	67.14	16.58		130.0	
10635-AAA	IEEE 802.11ac WiFi (80MHz, MCS9, 90pc duty cycle)	X	6.04	67.02	16.21	0.46	130.0	± 9.6 %
		Y	5.71	66.42	15.98		130.0	
		Z	5.62	66.52	16.02		130.0	
10636-AAA	IEEE 1602.11ac WiFi (160MHz, MCS0, 90pc duty cycle)	X	6.29	67.42	16.59	0.46	130.0	± 9.6 %
		Y	6.13	67.13	16.52		130.0	
		Z	6.07	67.23	16.55		130.0	
10637-AAA	IEEE 1602.11ac WiFi (160MHz, MCS1, 90pc duty cycle)	X	6.55	68.03	16.85	0.46	130.0	± 9.6 %
		Y	6.31	67.56	16.71		130.0	
		Z	6.24	67.64	16.74		130.0	
10638-AAA	IEEE 1602.11ac WiFi (160MHz, MCS2, 90pc duty cycle)	X	6.48	67.77	16.71	0.46	130.0	± 9.6 %
		Y	6.31	67.53	16.68		130.0	
		Z	6.23	67.61	16.70		130.0	

10639-AAA	IEEE 1602.11ac WiFi (160MHz, MCS3, 90pc duty cycle)	X	6.52	67.90	16.82	0.46	130.0	± 9.6 %
		Y	6.29	67.48	16.70		130.0	
		Z	6.21	67.54	16.71		130.0	
10640-AAA	IEEE 1602.11ac WiFi (160MHz, MCS4, 90pc duty cycle)	X	6.53	67.94	16.79	0.46	130.0	± 9.6 %
		Y	6.31	67.55	16.68		130.0	
		Z	6.22	67.57	16.67		130.0	
10641-AAA	IEEE 1602.11ac WiFi (160MHz, MCS5, 90pc duty cycle)	X	6.56	67.74	16.70	0.46	130.0	± 9.6 %
		Y	6.32	67.33	16.59		130.0	
		Z	6.26	67.47	16.64		130.0	
10642-AAA	IEEE 1602.11ac WiFi (160MHz, MCS6, 90pc duty cycle)	X	6.66	68.15	17.06	0.46	130.0	± 9.6 %
		Y	6.37	67.62	16.89		130.0	
		Z	6.29	67.69	16.90		130.0	
10643-AAA	IEEE 1602.11ac WiFi (160MHz, MCS7, 90pc duty cycle)	X	6.45	67.77	16.79	0.46	130.0	± 9.6 %
		Y	6.21	67.32	16.65		130.0	
		Z	6.14	67.41	16.67		130.0	
10644-AAA	IEEE 1602.11ac WiFi (160MHz, MCS8, 90pc duty cycle)	X	6.70	68.51	17.19	0.46	130.0	± 9.6 %
		Y	6.43	67.99	17.00		130.0	
		Z	6.30	67.92	16.95		130.0	
10645-AAA	IEEE 1602.11ac WiFi (160MHz, MCS9, 90pc duty cycle)	X	6.82	68.38	17.06	0.46	130.0	± 9.6 %
		Y	6.97	69.10	17.51		130.0	
		Z	6.66	68.59	17.25		130.0	
10646-AAB	LTE-TDD (SC-FDMA, 1 RB, 5 MHz, QPSK, UL Subframe=2,7)	X	20.33	96.08	30.98	9.30	60.0	± 9.6 %
		Y	28.65	112.39	37.39		60.0	
		Z	69.08	135.74	44.36		60.0	
10647-AAA	LTE-TDD (SC-FDMA, 1 RB, 20 MHz, QPSK, UL Subframe=2,7)	X	21.13	97.54	31.55	9.30	60.0	± 9.6 %
		Y	28.75	113.30	37.80		60.0	
		Z	67.82	136.37	44.71		60.0	
10648-AAA	CDMA2000 (1x Advanced)	X	1.02	66.50	14.04	0.00	150.0	± 9.6 %
		Y	0.75	63.83	11.28		150.0	
		Z	0.75	64.56	11.47		150.0	

^E Uncertainty is determined using the max. deviation from linear response applying rectangular distribution and is expressed for the square of the field value.



Accredited by the Swiss Accreditation Service (SAS)
The Swiss Accreditation Service is one of the signatories to the EA
Multilateral Agreement for the recognition of calibration certificates

Accreditation No.: **SCS 0108**

Client **PC Test**

Certificate No: **ES3-3209_Mar16**

CALIBRATION CERTIFICATE

Object

ES3DV3 - SN:3209

Calibration procedure(s)

QA CAL-01.v9, QA CAL-23.v5, QA CAL-25.v6
Calibration procedure for dosimetric E-field probes

BN
3/30/2016

Calibration date:

March 18, 2016

This calibration certificate documents the traceability to national standards, which realize the physical units of measurements (SI).
The measurements and the uncertainties with confidence probability are given on the following pages and are part of the certificate.

All calibrations have been conducted in the closed laboratory facility: environment temperature $(22 \pm 3)^{\circ}\text{C}$ and humidity $< 70\%$.

Calibration Equipment used (M&TE critical for calibration)

Primary Standards	ID	Cal Date (Certificate No.)	Scheduled Calibration
Power meter E4419B	GB41293874	01-Apr-15 (No. 217-02128)	Mar-16
Power sensor E4412A	MY41498087	01-Apr-15 (No. 217-02128)	Mar-16
Reference 3 dB Attenuator	SN: S5054 (3c)	01-Apr-15 (No. 217-02129)	Mar-16
Reference 20 dB Attenuator	SN: S5277 (20x)	01-Apr-15 (No. 217-02132)	Mar-16
Reference 30 dB Attenuator	SN: S5129 (30b)	01-Apr-15 (No. 217-02133)	Mar-16
Reference Probe ES3DV2	SN: 3013	31-Dec-15 (No. ES3-3013_Dec15)	Dec-16
DAE4	SN: 660	23-Dec-15 (No. DAE4-660_Dec15)	Dec-16
Secondary Standards	ID	Check Date (in house)	Scheduled Check
RF generator HP 8648C	US3642U01700	4-Aug-99 (in house check Apr-13)	In house check: Apr-16
Network Analyzer HP 8753E	US37390585	18-Oct-01 (in house check Oct-15)	In house check: Oct-16

	Name	Function	Signature
Calibrated by:	Leif Klysner	Laboratory Technician	
Approved by:	Katja Pokovic	Technical Manager	
Issued: March 22, 2016			
This calibration certificate shall not be reproduced except in full without written approval of the laboratory.			



Accredited by the Swiss Accreditation Service (SAS)

Accreditation No.: **SCS 0108**

The Swiss Accreditation Service is one of the signatories to the EA
 Multilateral Agreement for the recognition of calibration certificates

Glossary:

TSL	tissue simulating liquid
NORM _{x,y,z}	sensitivity in free space
ConvF	sensitivity in TSL / NORM _{x,y,z}
DCP	diode compression point
CF	crest factor (1/duty_cycle) of the RF signal
A, B, C, D	modulation dependent linearization parameters
Polarization ϕ	ϕ rotation around probe axis
Polarization ϑ	ϑ rotation around an axis that is in the plane normal to probe axis (at measurement center), i.e., $\vartheta = 0$ is normal to probe axis
Connector Angle	information used in DASY system to align probe sensor X to the robot coordinate system

Calibration is Performed According to the Following Standards:

- IEEE Std 1528-2013, "IEEE Recommended Practice for Determining the Peak Spatial-Averaged Specific Absorption Rate (SAR) in the Human Head from Wireless Communications Devices: Measurement Techniques", June 2013
- IEC 62209-1, "Procedure to measure the Specific Absorption Rate (SAR) for hand-held devices used in close proximity to the ear (frequency range of 300 MHz to 3 GHz)", February 2005
- IEC 62209-2, "Procedure to determine the Specific Absorption Rate (SAR) for wireless communication devices used in close proximity to the human body (frequency range of 30 MHz to 6 GHz)", March 2010
- KDB 865664, "SAR Measurement Requirements for 100 MHz to 6 GHz"

Methods Applied and Interpretation of Parameters:

- NORM_{x,y,z}**: Assessed for E-field polarization $\vartheta = 0$ ($f \leq 900$ MHz in TEM-cell; $f > 1800$ MHz: R22 waveguide). NORM_{x,y,z} are only intermediate values, i.e., the uncertainties of NORM_{x,y,z} does not affect the E^2 -field uncertainty inside TSL (see below **ConvF**).
- NORM(f)_{x,y,z}** = NORM_{x,y,z} * frequency_response (see Frequency Response Chart). This linearization is implemented in DASY4 software versions later than 4.2. The uncertainty of the frequency response is included in the stated uncertainty of **ConvF**.
- DCP_{x,y,z}**: DCP are numerical linearization parameters assessed based on the data of power sweep with CW signal (no uncertainty required). DCP does not depend on frequency nor media.
- PAR**: PAR is the Peak to Average Ratio that is not calibrated but determined based on the signal characteristics
- A_{x,y,z}; B_{x,y,z}; C_{x,y,z}; D_{x,y,z}; VR_{x,y,z}**: A, B, C, D are numerical linearization parameters assessed based on the data of power sweep for specific modulation signal. The parameters do not depend on frequency nor media. VR is the maximum calibration range expressed in RMS voltage across the diode.
- ConvF and Boundary Effect Parameters**: Assessed in flat phantom using E-field (or Temperature Transfer Standard for $f \leq 800$ MHz) and inside waveguide using analytical field distributions based on power measurements for $f > 800$ MHz. The same setups are used for assessment of the parameters applied for boundary compensation (alpha, depth) of which typical uncertainty values are given. These parameters are used in DASY4 software to improve probe accuracy close to the boundary. The sensitivity in TSL corresponds to NORM_{x,y,z} * ConvF whereby the uncertainty corresponds to that given for ConvF. A frequency dependent ConvF is used in DASY version 4.4 and higher which allows extending the validity from ± 50 MHz to ± 100 MHz.
- Spherical isotropy (3D deviation from isotropy)**: in a field of low gradients realized using a flat phantom exposed by a patch antenna.
- Sensor Offset**: The sensor offset corresponds to the offset of virtual measurement center from the probe tip (on probe axis). No tolerance required.
- Connector Angle**: The angle is assessed using the information gained by determining the NORM_x (no uncertainty required).

Probe ES3DV3

SN:3209

Manufactured: October 14, 2008
Calibrated: March 18, 2016

Calibrated for DASY/EASY Systems
(Note: non-compatible with DASY2 system!)

DASY/EASY - Parameters of Probe: ES3DV3 - SN:3209

Basic Calibration Parameters

	Sensor X	Sensor Y	Sensor Z	Unc (k=2)
Norm ($\mu\text{V}/(\text{V}/\text{m})^2$) ^A	1.33	1.31	1.12	$\pm 10.1 \%$
DCP (mV) ^B	101.7	103.5	101.2	

Modulation Calibration Parameters

UID	Communication System Name		A dB	B dB $\sqrt{\mu\text{V}}$	C	D dB	VR mV	Unc ^E (k=2)
0	CW	X	0.0	0.0	1.0	0.00	220.0	$\pm 3.8 \%$
		Y	0.0	0.0	1.0		213.1	
		Z	0.0	0.0	1.0		195.4	
10010-CAA	SAR Validation (Square, 100ms, 10ms)	X	2.09	61.8	11.1	10.00	43.7	$\pm 0.9 \%$
		Y	2.54	63.7	12.3		42.4	
		Z	9.74	76.2	16.0		38.8	
10012-CAB	IEEE 802.11b WiFi 2.4 GHz (DSSS, 1 Mbps)	X	2.73	68.3	18.8	1.87	133.3	$\pm 0.7 \%$
		Y	3.26	72.2	21.0		127.7	
		Z	2.80	68.4	18.6		116.7	
10100-CAB	LTE-FDD (SC-FDMA, 100% RB, 20 MHz, QPSK)	X	6.61	68.5	20.5	5.67	147.6	$\pm 1.4 \%$
		Y	6.48	68.0	20.1		139.5	
		Z	6.30	67.2	19.6		127.7	
10103-CAB	LTE-TDD (SC-FDMA, 100% RB, 20 MHz, QPSK)	X	9.09	74.0	25.9	9.29	124.5	$\pm 2.2 \%$
		Y	9.05	73.2	25.1		120.6	
		Z	8.51	71.7	24.5		107.7	
10108-CAC	LTE-FDD (SC-FDMA, 100% RB, 10 MHz, QPSK)	X	6.45	68.0	20.4	5.80	144.1	$\pm 1.4 \%$
		Y	6.35	67.6	20.0		137.6	
		Z	6.17	66.8	19.5		124.8	
10151-CAB	LTE-TDD (SC-FDMA, 50% RB, 20 MHz, QPSK)	X	8.52	73.1	25.6	9.28	119.2	$\pm 2.5 \%$
		Y	8.47	72.2	24.7		116.3	
		Z	9.20	75.3	26.7		148.4	
10154-CAC	LTE-FDD (SC-FDMA, 50% RB, 10 MHz, QPSK)	X	6.14	67.6	20.2	5.75	140.1	$\pm 1.4 \%$
		Y	6.03	67.1	19.8		134.4	
		Z	5.89	66.4	19.4		121.9	
10160-CAB	LTE-FDD (SC-FDMA, 50% RB, 15 MHz, QPSK)	X	6.57	68.0	20.3	5.82	145.9	$\pm 1.4 \%$
		Y	6.48	67.6	20.0		139.5	
		Z	6.32	67.0	19.6		126.7	
10169-CAB	LTE-FDD (SC-FDMA, 1 RB, 20 MHz, QPSK)	X	4.84	66.7	19.9	5.73	121.1	$\pm 1.2 \%$
		Y	4.86	66.6	19.8		117.0	
		Z	5.16	67.8	20.4		148.7	
10172-CAB	LTE-TDD (SC-FDMA, 1 RB, 20 MHz, QPSK)	X	7.43	77.3	28.3	9.21	131.4	$\pm 1.9 \%$
		Y	7.40	75.8	27.0		129.7	
		Z	6.83	73.7	26.0		116.1	
10175-CAC	LTE-FDD (SC-FDMA, 1 RB, 10 MHz, QPSK)	X	4.75	66.3	19.7	5.72	114.6	$\pm 0.9 \%$
		Y	4.82	66.4	19.7		110.3	
		Z	5.16	67.8	20.4		147.4	

10181-CAB	LTE-FDD (SC-FDMA, 1 RB, 15 MHz, QPSK)	X	4.82	66.6	19.9	5.72	119.3	±0.9 %
		Y	4.79	66.2	19.6		110.0	
		Z	5.15	67.8	20.3		147.0	
10237-CAB	LTE-TDD (SC-FDMA, 1 RB, 10 MHz, QPSK)	X	7.37	76.9	28.1	9.21	130.4	±1.9 %
		Y	7.02	74.1	26.0		122.0	
		Z	6.83	73.6	25.9		115.6	
10252-CAB	LTE-TDD (SC-FDMA, 50% RB, 10 MHz, QPSK)	X	7.85	72.0	25.2	9.24	112.3	±2.5 %
		Y	7.74	70.8	24.1		104.5	
		Z	8.42	73.9	26.1		138.6	
10267-CAB	LTE-TDD (SC-FDMA, 100% RB, 10 MHz, QPSK)	X	8.43	72.7	25.4	9.30	116.9	±2.5 %
		Y	8.28	71.5	24.3		109.4	
		Z	9.17	75.2	26.7		147.6	
10297-AAA	LTE-FDD (SC-FDMA, 50% RB, 20 MHz, QPSK)	X	6.48	68.1	20.5	5.81	141.5	±1.4 %
		Y	6.32	67.4	20.0		136.8	
		Z	6.17	66.8	19.6		123.8	
10311-AAA	LTE-FDD (SC-FDMA, 100% RB, 15 MHz, QPSK)	X	7.07	68.8	20.8	6.06	146.9	±1.7 %
		Y	6.98	68.3	20.5		142.2	
		Z	6.77	67.5	20.0		128.8	

The reported uncertainty of measurement is stated as the standard uncertainty of measurement multiplied by the coverage factor $k=2$, which for a normal distribution corresponds to a coverage probability of approximately 95%.

^A The uncertainties of Norm X,Y,Z do not affect the E^2 -field uncertainty inside TSL (see Pages 6 and 7).

^B Numerical linearization parameter: uncertainty not required.

^E Uncertainty is determined using the max. deviation from linear response applying rectangular distribution and is expressed for the square of the field value.

DASY/EASY - Parameters of Probe: ES3DV3 - SN:3209

Calibration Parameter Determined in Head Tissue Simulating Media

f (MHz) ^C	Relative Permittivity ^F	Conductivity (S/m) ^F	ConvF X	ConvF Y	ConvF Z	Alpha ^G	Depth ^G (mm)	Unc (k=2)
750	41.9	0.89	6.60	6.60	6.60	0.47	1.59	± 12.0 %
835	41.5	0.90	6.20	6.20	6.20	0.80	1.19	± 12.0 %
1750	40.1	1.37	5.28	5.28	5.28	0.54	1.35	± 12.0 %
1900	40.0	1.40	5.14	5.14	5.14	0.71	1.21	± 12.0 %
2300	39.5	1.67	4.82	4.82	4.82	0.74	1.26	± 12.0 %
2450	39.2	1.80	4.63	4.63	4.63	0.55	1.50	± 12.0 %
2600	39.0	1.96	4.48	4.48	4.48	0.78	1.25	± 12.0 %

^C Frequency validity above 300 MHz of ± 100 MHz only applies for DASY v4.4 and higher (see Page 2), else it is restricted to ± 50 MHz. The uncertainty is the RSS of the ConvF uncertainty at calibration frequency and the uncertainty for the indicated frequency band. Frequency validity below 300 MHz is ± 10, 25, 40, 50 and 70 MHz for ConvF assessments at 30, 64, 128, 150 and 220 MHz respectively. Above 5 GHz frequency validity can be extended to ± 110 MHz.

^F At frequencies below 3 GHz, the validity of tissue parameters (ϵ and σ) can be relaxed to ± 10% if liquid compensation formula is applied to measured SAR values. At frequencies above 3 GHz, the validity of tissue parameters (ϵ and σ) is restricted to ± 5%. The uncertainty is the RSS of the ConvF uncertainty for indicated target tissue parameters.

^G Alpha/Depth are determined during calibration. SPEAG warrants that the remaining deviation due to the boundary effect after compensation is always less than ± 1% for frequencies below 3 GHz and below ± 2% for frequencies between 3-6 GHz at any distance larger than half the probe tip diameter from the boundary.

DASY/EASY - Parameters of Probe: ES3DV3 - SN:3209

Calibration Parameter Determined in Body Tissue Simulating Media

f (MHz) ^C	Relative Permittivity ^F	Conductivity (S/m) ^F	ConvF X	ConvF Y	ConvF Z	Alpha ^G	Depth ^G (mm)	Unc (k=2)
750	55.5	0.96	6.19	6.19	6.19	0.53	1.42	± 12.0 %
835	55.2	0.97	6.19	6.19	6.19	0.62	1.30	± 12.0 %
1750	53.4	1.49	4.99	4.99	4.99	0.51	1.54	± 12.0 %
1900	53.3	1.52	4.77	4.77	4.77	0.56	1.52	± 12.0 %
2300	52.9	1.81	4.44	4.44	4.44	0.75	1.26	± 12.0 %
2450	52.7	1.95	4.31	4.31	4.31	0.74	1.26	± 12.0 %
2600	52.5	2.16	4.11	4.11	4.11	0.80	1.20	± 12.0 %

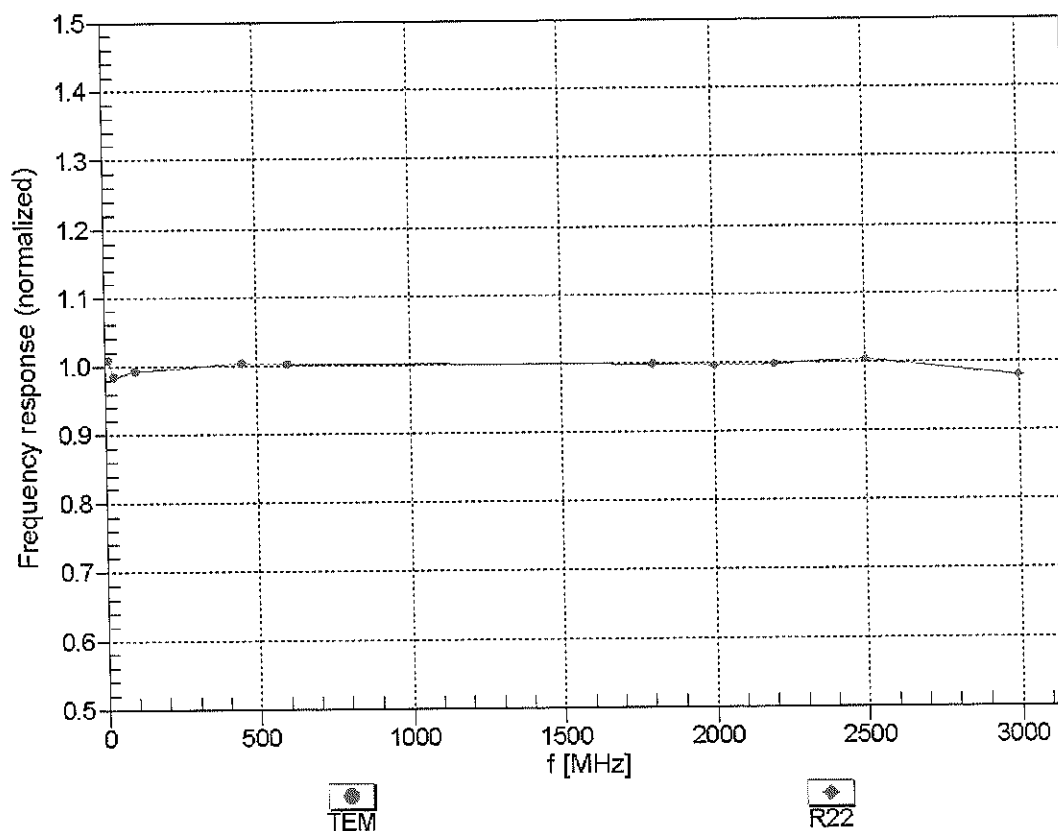
^C Frequency validity above 300 MHz of ± 100 MHz only applies for DASY v4.4 and higher (see Page 2), else it is restricted to ± 50 MHz. The uncertainty is the RSS of the ConvF uncertainty at calibration frequency and the uncertainty for the indicated frequency band. Frequency validity below 300 MHz is ± 10, 25, 40, 50 and 70 MHz for ConvF assessments at 30, 64, 128, 150 and 220 MHz respectively. Above 5 GHz frequency validity can be extended to ± 110 MHz.

^F At frequencies below 3 GHz, the validity of tissue parameters (ϵ and σ) can be relaxed to ± 10% if liquid compensation formula is applied to measured SAR values. At frequencies above 3 GHz, the validity of tissue parameters (ϵ and σ) is restricted to ± 5%. The uncertainty is the RSS of the ConvF uncertainty for indicated target tissue parameters.

^G Alpha/Depth are determined during calibration. SPEAG warrants that the remaining deviation due to the boundary effect after compensation is always less than ± 1% for frequencies below 3 GHz and below ± 2% for frequencies between 3-6 GHz at any distance larger than half the probe tip diameter from the boundary.

Frequency Response of E-Field

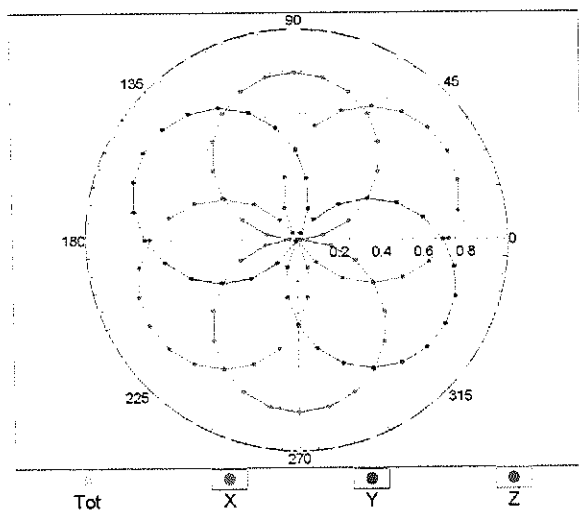
(TEM-Cell:ifi110 EXX, Waveguide: R22)



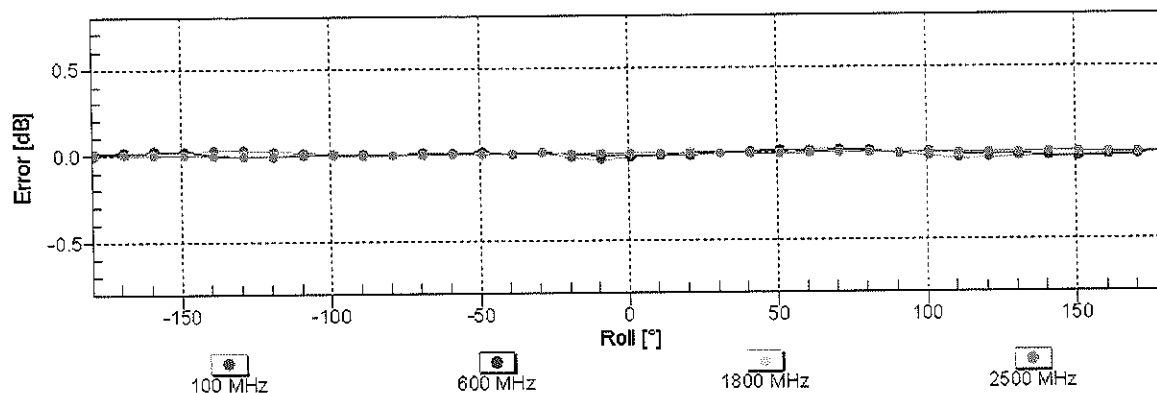
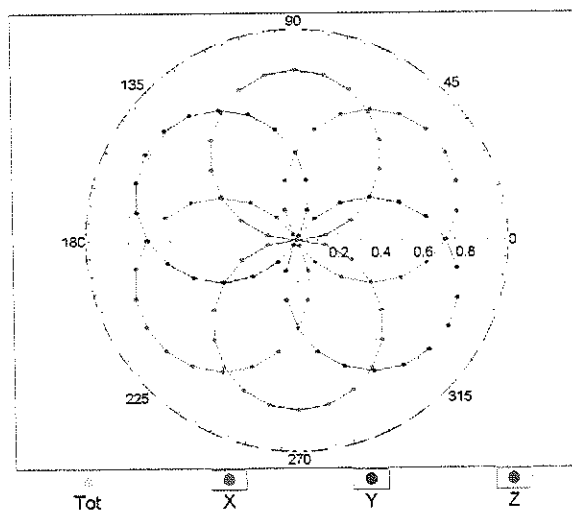
Uncertainty of Frequency Response of E-field: $\pm 6.3\%$ (k=2)

Receiving Pattern (ϕ), $\theta = 0^\circ$

f=600 MHz, TEM

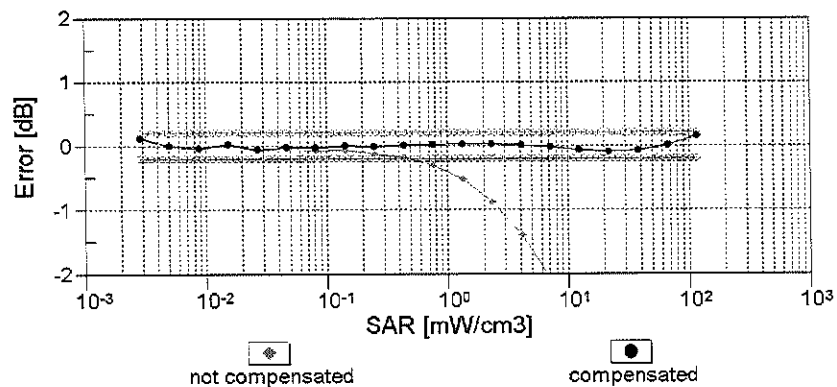
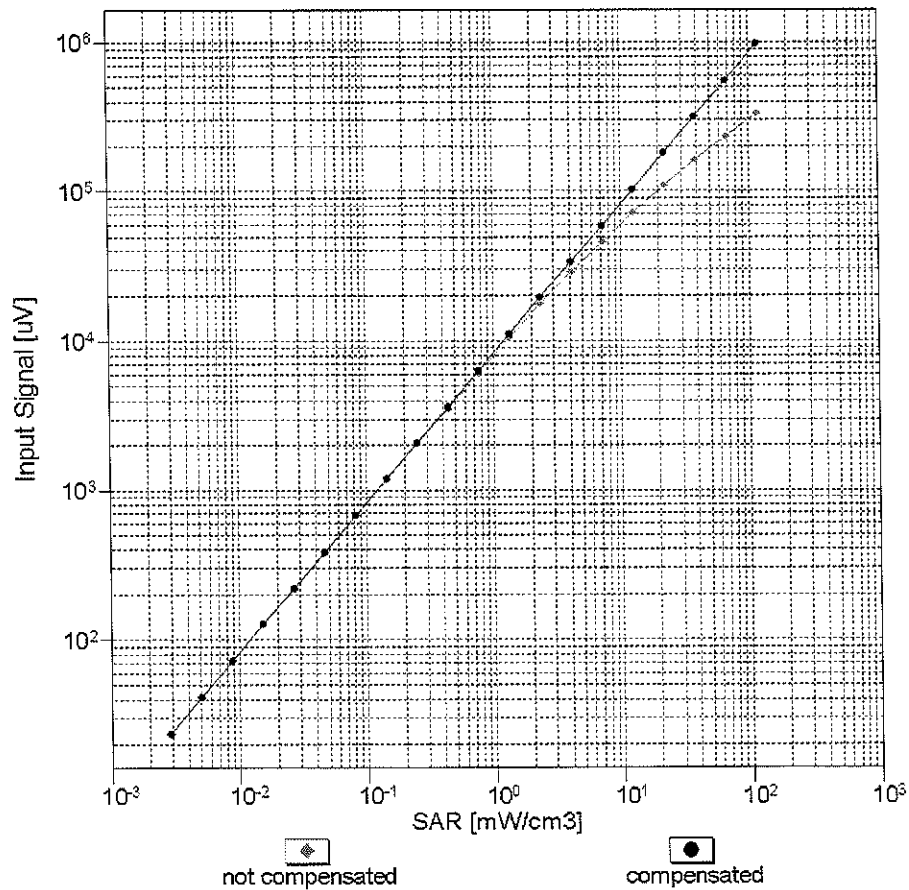


f=1800 MHz, R22



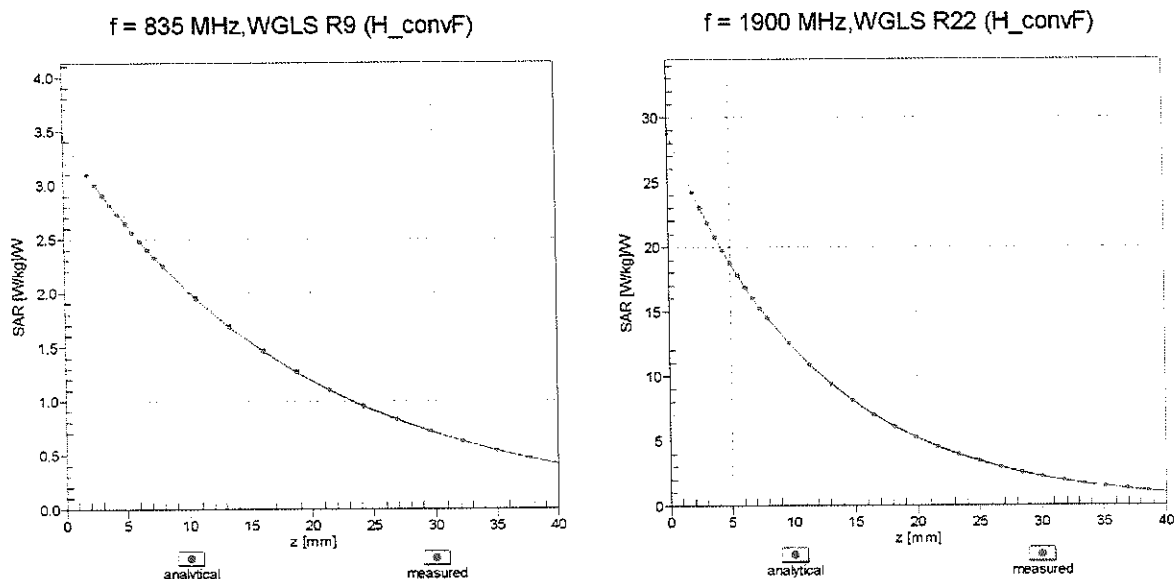
Uncertainty of Axial Isotropy Assessment: $\pm 0.5\%$ ($k=2$)

Dynamic Range $f(\text{SAR}_{\text{head}})$ (TEM cell , $f_{\text{eval}} = 1900 \text{ MHz}$)



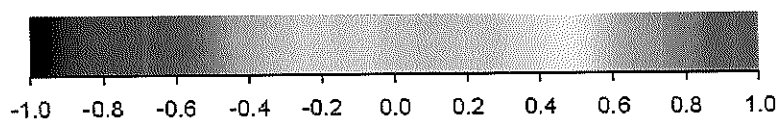
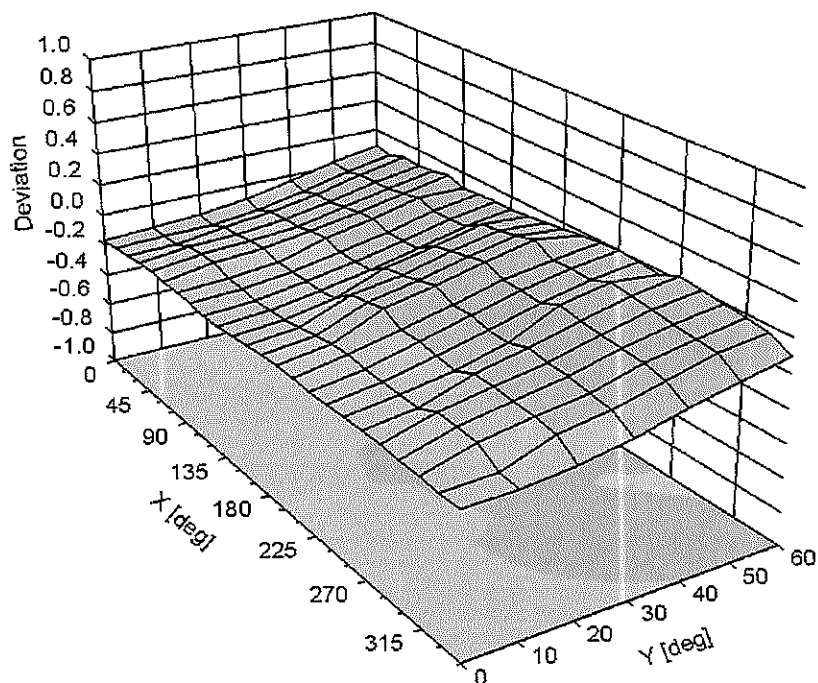
Uncertainty of Linearity Assessment: $\pm 0.6\%$ ($k=2$)

Conversion Factor Assessment



Deviation from Isotropy in Liquid

Error (ϕ, θ), $f = 900 \text{ MHz}$



Uncertainty of Spherical Isotropy Assessment: $\pm 2.6\%$ ($k=2$)

DASY/EASY - Parameters of Probe: ES3DV3 - SN:3209

Other Probe Parameters

Sensor Arrangement	Triangular
Connector Angle (°)	141
Mechanical Surface Detection Mode	enabled
Optical Surface Detection Mode	disabled
Probe Overall Length	337 mm
Probe Body Diameter	10 mm
Tip Length	10 mm
Tip Diameter	4 mm
Probe Tip to Sensor X Calibration Point	2 mm
Probe Tip to Sensor Y Calibration Point	2 mm
Probe Tip to Sensor Z Calibration Point	2 mm
Recommended Measurement Distance from Surface	3 mm



Accredited by the Swiss Accreditation Service (SAS)
The Swiss Accreditation Service is one of the signatories to the EA
Multilateral Agreement for the recognition of calibration certificates

Accreditation No.: **SCS 0108**

Client **PC Test**

Certificate No: **ES3-3334_Nov16**

CALIBRATION CERTIFICATE

Object **ES3DV3 - SN:3334**

Calibration procedure(s) **QA CAL-01.v9, QA CAL-12.v9, QA CAL-23.v5, QA CAL-25.v6**
Calibration procedure for dosimetric E-field probes

*BNV
11-21-2016*

Calibration date: **November 15, 2016**

This calibration certificate documents the traceability to national standards, which realize the physical units of measurements (SI).
The measurements and the uncertainties with confidence probability are given on the following pages and are part of the certificate.

All calibrations have been conducted in the closed laboratory facility: environment temperature $(22 \pm 3)^\circ\text{C}$ and humidity $< 70\%$.

Calibration Equipment used (M&TE critical for calibration)

Primary Standards	ID	Cal Date (Certificate No.)	Scheduled Calibration
Power meter NRP	SN: 104778	06-Apr-16 (No. 217-02288/02289)	Apr-17
Power sensor NRP-Z91	SN: 103244	06-Apr-16 (No. 217-02288)	Apr-17
Power sensor NRP-Z91	SN: 103245	06-Apr-16 (No. 217-02289)	Apr-17
Reference 20 dB Attenuator	SN: S5277 (20x)	05-Apr-16 (No. 217-02293)	Apr-17
Reference Probe ES3DV2	SN: 3013	31-Dec-15 (No. ES3-3013_Dec15)	Dec-16
DAE4	SN: 660	23-Dec-15 (No. DAE4-660_Dec15)	Dec-16
Secondary Standards	ID	Check Date (in house)	Scheduled Check
Power meter E4419B	SN: GB41293874	06-Apr-16 (in house check Jun-16)	In house check: Jun-18
Power sensor E4412A	SN: MY41498087	06-Apr-16 (in house check Jun-16)	In house check: Jun-18
Power sensor E4412A	SN: 000110210	06-Apr-16 (in house check Jun-16)	In house check: Jun-18
RF generator HP 8648C	SN: US3642U01700	04-Aug-99 (in house check Jun-16)	In house check: Jun-18
Network Analyzer HP 8753E	SN: US37390585	18-Oct-01 (in house check Oct-16)	In house check: Oct-17

Calibrated by:	Name Jeton Kastrati	Function Laboratory Technician	Signature
Approved by:	Name Katja Pokovic	Function Technical Manager	Signature

Issued: November 15, 2016

This calibration certificate shall not be reproduced except in full without written approval of the laboratory.



Accredited by the Swiss Accreditation Service (SAS)

Accreditation No.: **SCS 0108**

The Swiss Accreditation Service is one of the signatories to the EA
Multilateral Agreement for the recognition of calibration certificates

Glossary:

TSL	tissue simulating liquid
NORM _{x,y,z}	sensitivity in free space
ConvF	sensitivity in TSL / NORM _{x,y,z}
DCP	diode compression point
CF	crest factor (1/duty_cycle) of the RF signal
A, B, C, D	modulation dependent linearization parameters
Polarization φ	φ rotation around probe axis
Polarization ϑ	ϑ rotation around an axis that is in the plane normal to probe axis (at measurement center), i.e., $\vartheta = 0$ is normal to probe axis
Connector Angle	information used in DASY system to align probe sensor X to the robot coordinate system

Calibration is Performed According to the Following Standards:

- IEEE Std 1528-2013, "IEEE Recommended Practice for Determining the Peak Spatial-Averaged Specific Absorption Rate (SAR) in the Human Head from Wireless Communications Devices: Measurement Techniques", June 2013
- IEC 62209-1, "Procedure to measure the Specific Absorption Rate (SAR) for hand-held devices used in close proximity to the ear (frequency range of 300 MHz to 3 GHz)", February 2005
- IEC 62209-2, "Procedure to determine the Specific Absorption Rate (SAR) for wireless communication devices used in close proximity to the human body (frequency range of 30 MHz to 6 GHz)", March 2010
- KDB 865664, "SAR Measurement Requirements for 100 MHz to 6 GHz"

Methods Applied and Interpretation of Parameters:

- NORM_{x,y,z}**: Assessed for E-field polarization $\vartheta = 0$ ($f \leq 900$ MHz in TEM-cell; $f > 1800$ MHz: R22 waveguide). NORM_{x,y,z} are only intermediate values, i.e., the uncertainties of NORM_{x,y,z} does not affect the E^2 -field uncertainty inside TSL (see below ConvF).
- NORM(f)_{x,y,z}** = NORM_{x,y,z} * frequency_response (see Frequency Response Chart). This linearization is implemented in DASY4 software versions later than 4.2. The uncertainty of the frequency response is included in the stated uncertainty of ConvF.
- DCP_{x,y,z}**: DCP are numerical linearization parameters assessed based on the data of power sweep with CW signal (no uncertainty required). DCP does not depend on frequency nor media.
- PAR**: PAR is the Peak to Average Ratio that is not calibrated but determined based on the signal characteristics
- A_{x,y,z}; B_{x,y,z}; C_{x,y,z}; D_{x,y,z}; VR_{x,y,z}; A, B, C, D** are numerical linearization parameters assessed based on the data of power sweep for specific modulation signal. The parameters do not depend on frequency nor media. VR is the maximum calibration range expressed in RMS voltage across the diode.
- ConvF and Boundary Effect Parameters**: Assessed in flat phantom using E-field (or Temperature Transfer Standard for $f \leq 800$ MHz) and inside waveguide using analytical field distributions based on power measurements for $f > 800$ MHz. The same setups are used for assessment of the parameters applied for boundary compensation (alpha, depth) of which typical uncertainty values are given. These parameters are used in DASY4 software to improve probe accuracy close to the boundary. The sensitivity in TSL corresponds to NORM_{x,y,z} * ConvF whereby the uncertainty corresponds to that given for ConvF. A frequency dependent ConvF is used in DASY version 4.4 and higher which allows extending the validity from ± 50 MHz to ± 100 MHz.
- Spherical isotropy (3D deviation from isotropy)**: in a field of low gradients realized using a flat phantom exposed by a patch antenna.
- Sensor Offset**: The sensor offset corresponds to the offset of virtual measurement center from the probe tip (on probe axis). No tolerance required.
- Connector Angle**: The angle is assessed using the information gained by determining the NORM_x (no uncertainty required).

Probe ES3DV3

SN:3334

Manufactured: January 24, 2012
Calibrated: November 15, 2016

Calibrated for DASY/EASY Systems
(Note: non-compatible with DASY2 system!)

DASY/EASY - Parameters of Probe: ES3DV3 - SN:3334

Basic Calibration Parameters

	Sensor X	Sensor Y	Sensor Z	Unc (k=2)
Norm ($\mu\text{V}/(\text{V}/\text{m})^2$) ^A	1.01	1.01	0.97	± 10.1 %
DCP (mV) ^B	104.9	104.3	106.9	

Modulation Calibration Parameters

UID	Communication System Name		A dB	B dB $\sqrt{\mu\text{V}}$	C	D dB	VR mV	Unc ^E (k=2)
0	CW	X	0.0	0.0	1.0	0.00	187.7	±3.3 %
		Y	0.0	0.0	1.0		186.1	
		Z	0.0	0.0	1.0		182.2	

Note: For details on UID parameters see Appendix.

Sensor Model Parameters

	C1 fF	C2 fF	α V^{-1}	T1 $\text{ms}\cdot\text{V}^{-2}$	T2 $\text{ms}\cdot\text{V}^{-1}$	T3 ms	T4 V^{-2}	T5 V^{-1}	T6
X	70.73	504.3	35.08	31.68	3.658	5.1	1.261	0.548	1.013
Y	65.12	464.8	35.12	29.88	3.928	5.1	1.127	0.529	1.01
Z	65.17	461.4	34.69	29.79	3.402	5.1	0.804	0.54	1.01

The reported uncertainty of measurement is stated as the standard uncertainty of measurement multiplied by the coverage factor $k=2$, which for a normal distribution corresponds to a coverage probability of approximately 95%.

^A The uncertainties of Norm X,Y,Z do not affect the E^2 -field uncertainty inside TSL (see Pages 5 and 6).

^B Numerical linearization parameter: uncertainty not required.

^E Uncertainty is determined using the max. deviation from linear response applying rectangular distribution and is expressed for the square of the field value.

DASY/EASY - Parameters of Probe: ES3DV3 - SN:3334

Calibration Parameter Determined in Head Tissue Simulating Media

f (MHz) ^C	Relative Permittivity ^F	Conductivity (S/m) ^F	ConvF X	ConvF Y	ConvF Z	Alpha ^G	Depth ^G (mm)	Unc (k=2)
6	55.5	0.75	6.51	6.51	6.51	0.05	1.10	± 13.3 %
13	55.5	0.75	6.87	6.87	6.87	0.05	1.20	± 13.3 %
750	41.9	0.89	6.76	6.76	6.76	0.40	1.68	± 12.0 %
835	41.5	0.90	6.49	6.49	6.49	0.41	1.68	± 12.0 %
1750	40.1	1.37	5.45	5.45	5.45	0.51	1.46	± 12.0 %
1900	40.0	1.40	5.27	5.27	5.27	0.52	1.49	± 12.0 %
2300	39.5	1.67	4.92	4.92	4.92	0.69	1.31	± 12.0 %
2450	39.2	1.80	4.73	4.73	4.73	0.77	1.27	± 12.0 %
2600	39.0	1.96	4.51	4.51	4.51	0.80	1.27	± 12.0 %

^C Frequency validity above 300 MHz of ± 100 MHz only applies for DASY v4.4 and higher (see Page 2), else it is restricted to ± 50 MHz. The uncertainty is the RSS of the ConvF uncertainty at calibration frequency and the uncertainty for the indicated frequency band. Frequency validity below 300 MHz is ± 10, 25, 40, 50 and 70 MHz for ConvF assessments at 30, 64, 128, 150 and 220 MHz respectively. Validity of ConvF assessed at 6 MHz is 4-9 MHz, and ConvF assessed at 13 MHz is 9-19 MHz. Above 5 GHz frequency validity can be extended to ± 110 MHz

^F At frequencies below 3 GHz, the validity of tissue parameters (ϵ and σ) can be relaxed to ± 10% if liquid compensation formula is applied to measured SAR values. At frequencies above 3 GHz, the validity of tissue parameters (ϵ and σ) is restricted to ± 5%. The uncertainty is the RSS of the ConvF uncertainty for indicated target tissue parameters.

^G Alpha/Depth are determined during calibration. SPEAG warrants that the remaining deviation due to the boundary effect after compensation is always less than ± 1% for frequencies below 3 GHz and below ± 2% for frequencies between 3-6 GHz at any distance larger than half the probe tip diameter from the boundary.

DASY/EASY - Parameters of Probe: ES3DV3 - SN:3334

Calibration Parameter Determined in Body Tissue Simulating Media

f (MHz) ^C	Relative Permittivity ^F	Conductivity (S/m) ^F	ConvF X	ConvF Y	ConvF Z	Alpha ^G	Depth ^G (mm)	Unc (k=2)
750	55.5	0.96	6.33	6.33	6.33	0.45	1.54	± 12.0 %
835	55.2	0.97	6.31	6.31	6.31	0.74	1.21	± 12.0 %
1750	53.4	1.49	5.12	5.12	5.12	0.52	1.50	± 12.0 %
1900	53.3	1.52	4.91	4.91	4.91	0.41	1.81	± 12.0 %
2300	52.9	1.81	4.68	4.68	4.68	0.80	1.21	± 12.0 %
2450	52.7	1.95	4.52	4.52	4.52	0.79	1.20	± 12.0 %
2600	52.5	2.16	4.42	4.42	4.42	0.80	1.18	± 12.0 %

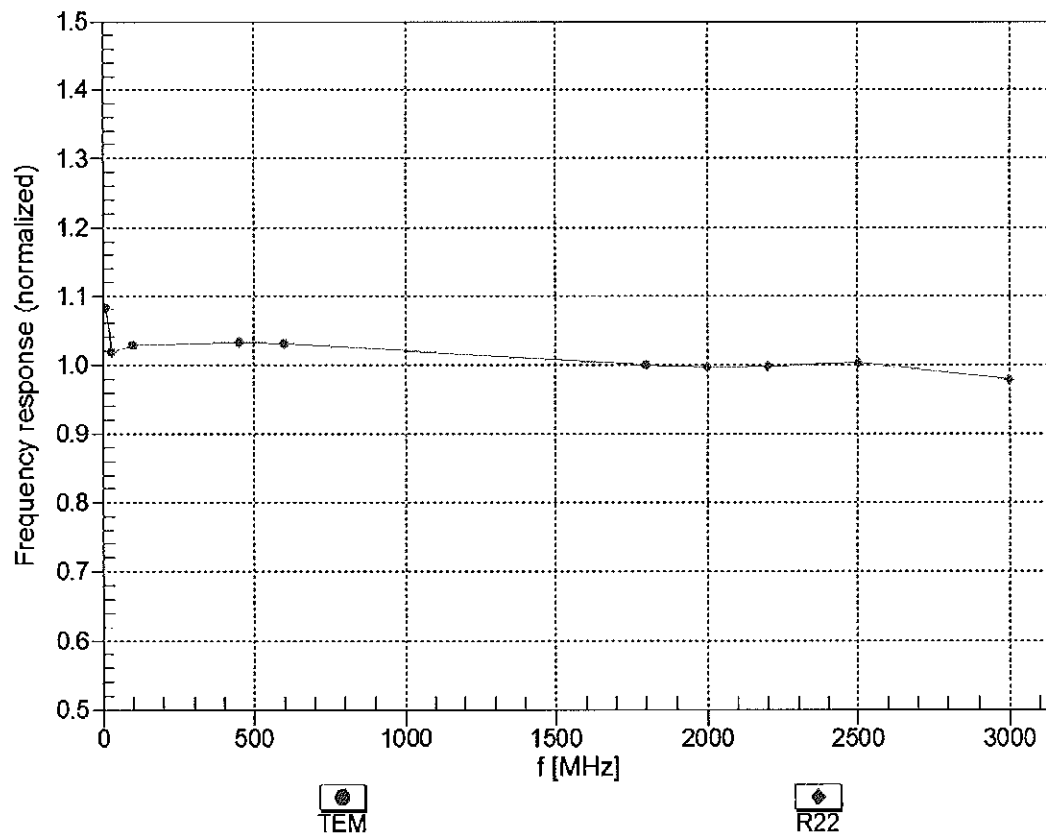
^C Frequency validity above 300 MHz of ± 100 MHz only applies for DASY v4.4 and higher (see Page 2), else it is restricted to ± 50 MHz. The uncertainty is the RSS of the ConvF uncertainty at calibration frequency and the uncertainty for the indicated frequency band. Frequency validity below 300 MHz is ± 10, 25, 40, 50 and 70 MHz for ConvF assessments at 30, 64, 128, 150 and 220 MHz respectively. Above 5 GHz frequency validity can be extended to ± 110 MHz.

^F At frequencies below 3 GHz, the validity of tissue parameters (ϵ and σ) can be relaxed to ± 10% if liquid compensation formula is applied to measured SAR values. At frequencies above 3 GHz, the validity of tissue parameters (ϵ and σ) is restricted to ± 5%. The uncertainty is the RSS of the ConvF uncertainty for indicated target tissue parameters.

^G Alpha/Depth are determined during calibration. SPEAG warrants that the remaining deviation due to the boundary effect after compensation is always less than ± 1% for frequencies below 3 GHz and below ± 2% for frequencies between 3-6 GHz at any distance larger than half the probe tip diameter from the boundary.

Frequency Response of E-Field

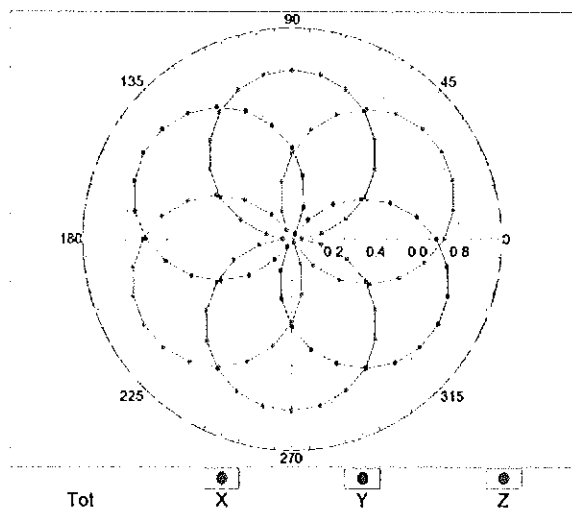
(TEM-Cell:ifi110 EXX, Waveguide: R22)



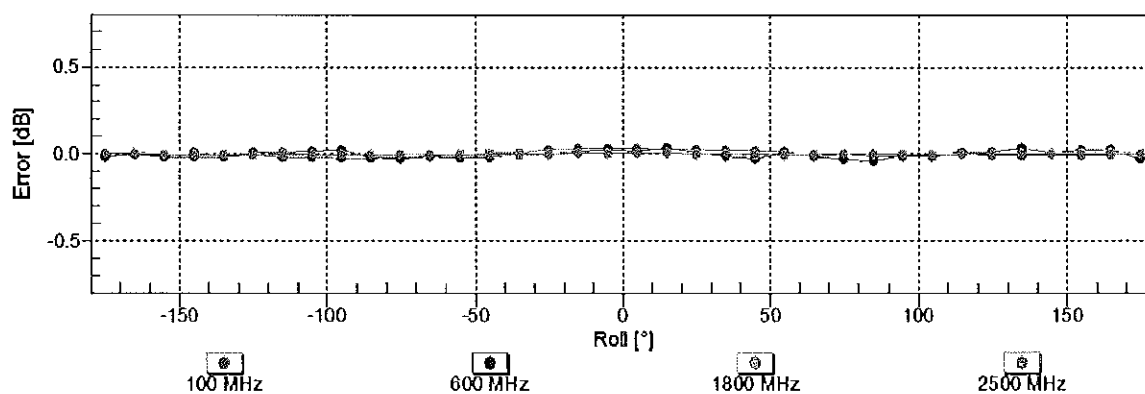
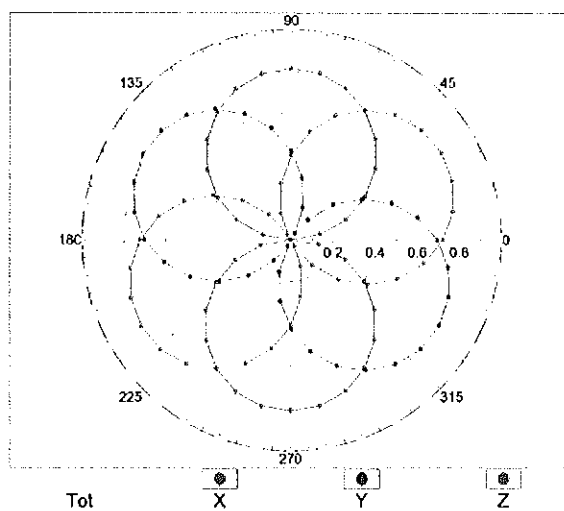
Uncertainty of Frequency Response of E-field: $\pm 6.3\%$ ($k=2$)

Receiving Pattern (ϕ), $\theta = 0^\circ$

f=600 MHz,TEM



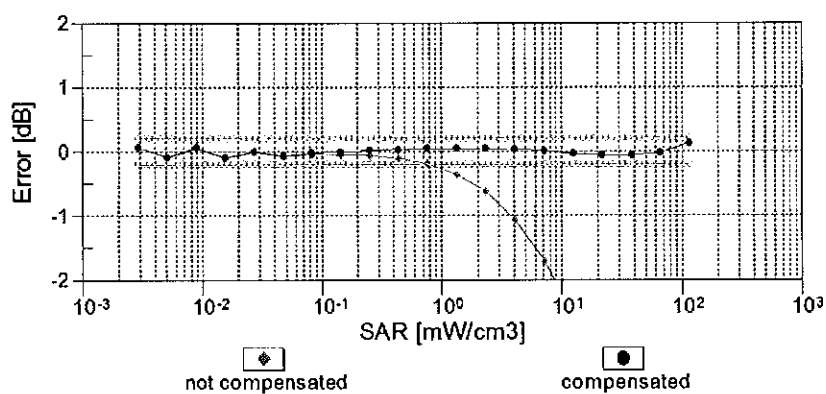
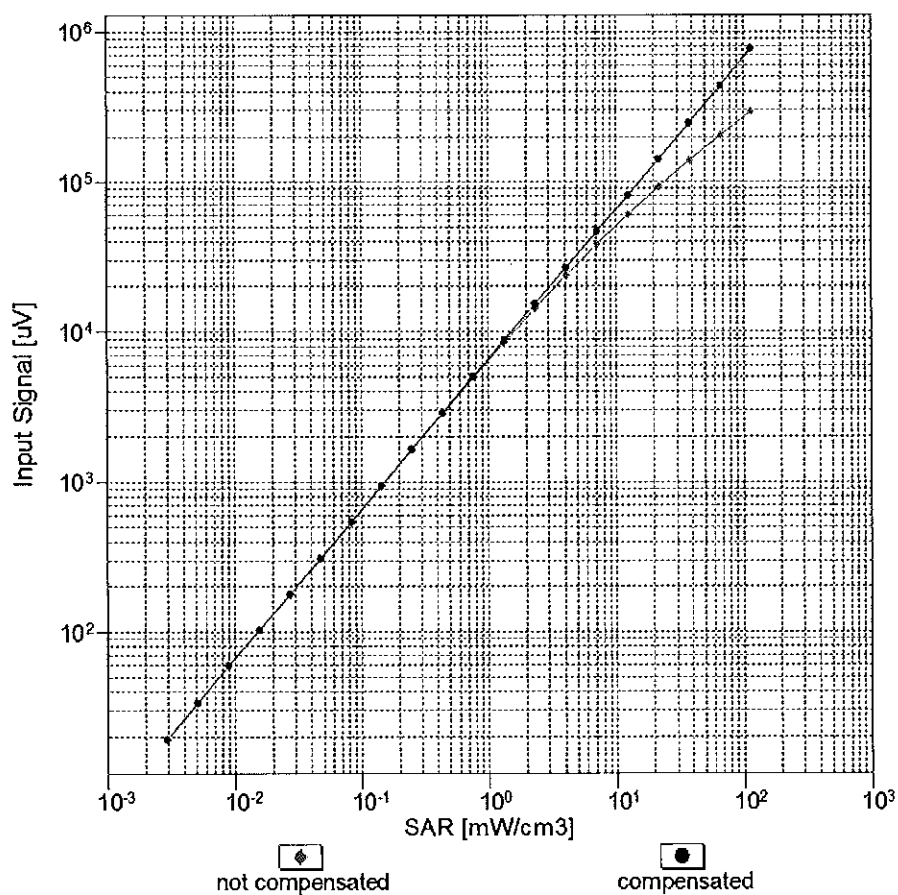
f=1800 MHz,R22



Uncertainty of Axial Isotropy Assessment: $\pm 0.5\%$ ($k=2$)

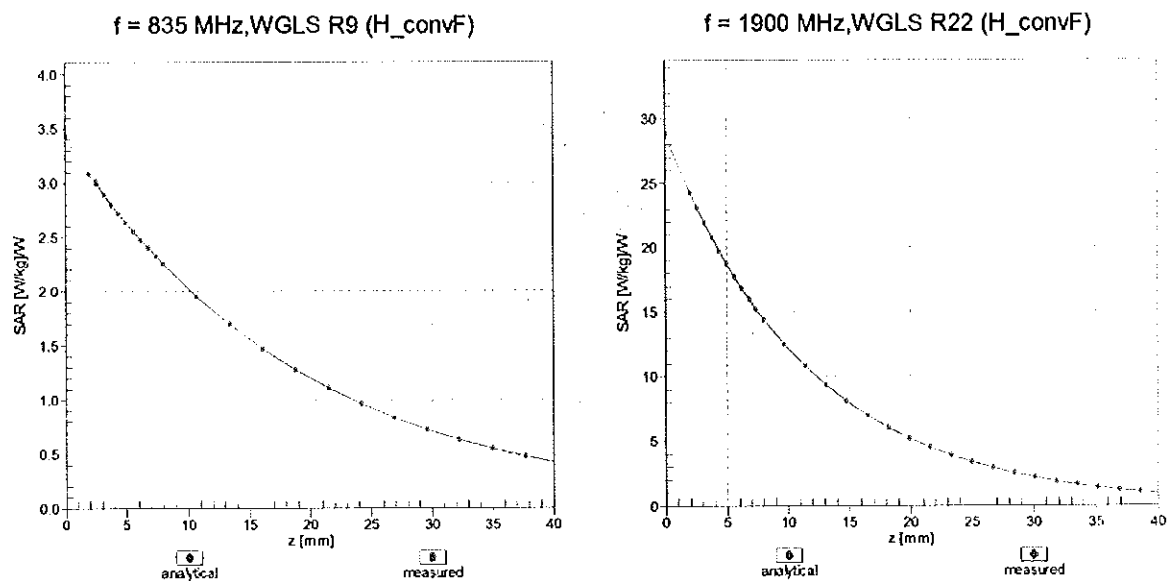
Dynamic Range f(SAR_{head})

(TEM cell , f_{eval}= 1900 MHz)




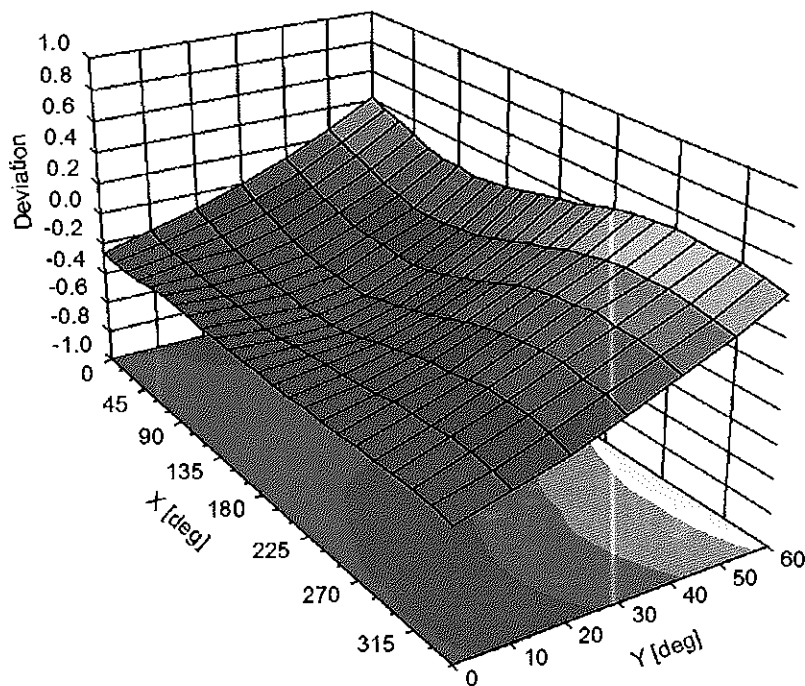
Uncertainty of Linearity Assessment: $\pm 0.6\%$ (k=2)

Conversion Factor Assessment



Deviation from Isotropy in Liquid

Error (ϕ, ϑ), $f = 900 \text{ MHz}$



Uncertainty of Spherical Isotropy Assessment: $\pm 2.6\%$ ($k=2$)

DASY/EASY - Parameters of Probe: ES3DV3 - SN:3334**Other Probe Parameters**

Sensor Arrangement	Triangular
Connector Angle (°)	14.8
Mechanical Surface Detection Mode	enabled
Optical Surface Detection Mode	disabled
Probe Overall Length	337 mm
Probe Body Diameter	10 mm
Tip Length	10 mm
Tip Diameter	4 mm
Probe Tip to Sensor X Calibration Point	2 mm
Probe Tip to Sensor Y Calibration Point	2 mm
Probe Tip to Sensor Z Calibration Point	2 mm
Recommended Measurement Distance from Surface	3 mm

Appendix: Modulation Calibration Parameters

UID	Communication System Name		A dB	B dB μ V	C	D dB	VR mV	Max Unc ^E (k=2)
0	CW	X	0.00	0.00	1.00	0.00	187.7	$\pm 3.3 \%$
		Y	0.00	0.00	1.00		186.1	
		Z	0.00	0.00	1.00		182.2	
10010- CAA	SAR Validation (Square, 100ms, 10ms)	X	8.77	79.31	19.59	10.00	25.0	$\pm 9.6 \%$
		Y	9.54	81.15	20.73		25.0	
		Z	9.84	81.78	20.60		25.0	
10011- CAB	UMTS-FDD (WCDMA)	X	1.16	69.33	16.31	0.00	150.0	$\pm 9.6 \%$
		Y	1.10	67.90	15.63		150.0	
		Z	1.22	70.12	16.93		150.0	
10012- CAB	IEEE 802.11b WiFi 2.4 GHz (DSSS, 1 Mbps)	X	1.34	65.77	16.28	0.41	150.0	$\pm 9.6 \%$
		Y	1.35	65.28	15.96		150.0	
		Z	1.37	65.99	16.52		150.0	
10013- CAB	IEEE 802.11g WiFi 2.4 GHz (DSSS-OFDM, 6 Mbps)	X	5.24	67.29	17.48	1.46	150.0	$\pm 9.6 \%$
		Y	5.25	67.32	17.47		150.0	
		Z	5.24	67.39	17.55		150.0	
10021- DAB	GSM-FDD (TDMA, GMSK)	X	14.04	88.44	24.56	9.39	50.0	$\pm 9.6 \%$
		Y	15.09	90.46	25.72		50.0	
		Z	17.26	92.82	26.12		50.0	
10023- DAB	GPRS-FDD (TDMA, GMSK, TN 0)	X	13.38	87.46	24.27	9.57	50.0	$\pm 9.6 \%$
		Y	14.20	89.20	25.34		50.0	
		Z	16.01	91.37	25.70		50.0	
10024- DAB	GPRS-FDD (TDMA, GMSK, TN 0-1)	X	38.05	104.88	27.91	6.56	60.0	$\pm 9.6 \%$
		Y	46.94	109.69	29.75		60.0	
		Z	100.00	120.75	32.11		60.0	
10025- DAB	EDGE-FDD (TDMA, 8PSK, TN 0)	X	17.81	101.01	37.92	12.57	50.0	$\pm 9.6 \%$
		Y	13.12	91.27	33.89		50.0	
		Z	16.92	100.44	37.93		50.0	
10026- DAB	EDGE-FDD (TDMA, 8PSK, TN 0-1)	X	17.77	98.41	33.58	9.56	60.0	$\pm 9.6 \%$
		Y	14.79	93.85	31.99		60.0	
		Z	18.16	99.88	34.34		60.0	
10027- DAB	GPRS-FDD (TDMA, GMSK, TN 0-1-2)	X	100.00	118.25	29.99	4.80	80.0	$\pm 9.6 \%$
		Y	100.00	120.44	31.14		80.0	
		Z	100.00	119.61	30.56		80.0	
10028- DAB	GPRS-FDD (TDMA, GMSK, TN 0-1-2-3)	X	100.00	117.97	28.98	3.55	100.0	$\pm 9.6 \%$
		Y	100.00	120.46	30.24		100.0	
		Z	100.00	119.89	29.81		100.0	
10029- DAB	EDGE-FDD (TDMA, 8PSK, TN 0-1-2)	X	13.52	92.94	30.62	7.80	80.0	$\pm 9.6 \%$
		Y	11.42	89.03	29.23		80.0	
		Z	13.37	93.50	31.06		80.0	
10030- CAA	IEEE 802.15.1 Bluetooth (GFSK, DH1)	X	100.00	118.21	30.35	5.30	70.0	$\pm 9.6 \%$
		Y	100.00	120.20	31.41		70.0	
		Z	100.00	119.30	30.79		70.0	
10031- CAA	IEEE 802.15.1 Bluetooth (GFSK, DH3)	X	100.00	118.75	27.66	1.88	100.0	$\pm 9.6 \%$
		Y	100.00	121.92	29.18		100.0	
		Z	100.00	122.14	29.14		100.0	

10032-CAA	IEEE 802.15.1 Bluetooth (GFSK, DH5)	X	100.00	122.24	27.95	1.17	100.0	± 9.6 %
		Y	100.00	126.42	29.90		100.0	
		Z	100.00	128.02	30.44		100.0	
10033-CAA	IEEE 802.15.1 Bluetooth (PI/4-DQPSK, DH1)	X	14.25	92.44	25.75	5.30	70.0	± 9.6 %
		Y	12.48	90.39	25.26		70.0	
		Z	16.14	95.22	26.75		70.0	
10034-CAA	IEEE 802.15.1 Bluetooth (PI/4-DQPSK, DH3)	X	8.01	88.33	23.06	1.88	100.0	± 9.6 %
		Y	6.72	85.60	22.20		100.0	
		Z	9.24	90.99	24.02		100.0	
10035-CAA	IEEE 802.15.1 Bluetooth (PI/4-DQPSK, DH5)	X	4.78	82.59	20.90	1.17	100.0	± 9.6 %
		Y	4.12	80.18	20.04		100.0	
		Z	5.37	84.73	21.75		100.0	
10036-CAA	IEEE 802.15.1 Bluetooth (8-DPSK, DH1)	X	16.24	94.81	26.57	5.30	70.0	± 9.6 %
		Y	14.09	92.64	26.06		70.0	
		Z	18.84	98.03	27.68		70.0	
10037-CAA	IEEE 802.15.1 Bluetooth (8-DPSK, DH3)	X	7.84	88.03	22.91	1.88	100.0	± 9.6 %
		Y	6.49	85.11	21.99		100.0	
		Z	8.95	90.55	23.84		100.0	
10038-CAA	IEEE 802.15.1 Bluetooth (8-DPSK, DH5)	X	5.00	83.47	21.28	1.17	100.0	± 9.6 %
		Y	4.25	80.87	20.36		100.0	
		Z	5.60	85.62	22.13		100.0	
10039-CAB	CDMA2000 (1xRTT, RC1)	X	2.21	73.71	17.42	0.00	150.0	± 9.6 %
		Y	2.07	72.72	16.90		150.0	
		Z	2.43	75.47	18.19		150.0	
10042-CAB	IS-54 / IS-136 FDD (TDMA/FDM, PI/4-DQPSK, Halfrate)	X	21.10	94.61	24.99	7.78	50.0	± 9.6 %
		Y	25.53	98.75	26.74		50.0	
		Z	36.08	103.76	27.77		50.0	
10044-CAA	IS-91/EIA/TIA-553 FDD (FDMA, FM)	X	0.00	112.80	5.71	0.00	150.0	± 9.6 %
		Y	0.00	96.18	0.45		150.0	
		Z	0.00	107.58	0.68		150.0	
10048-CAA	DECT (TDD, TDMA/FDM, GFSK, Full Slot, 24)	X	10.49	80.43	23.52	13.80	25.0	± 9.6 %
		Y	10.81	81.22	24.23		25.0	
		Z	11.11	82.26	24.27		25.0	
10049-CAA	DECT (TDD, TDMA/FDM, GFSK, Double Slot, 12)	X	11.49	83.98	23.46	10.79	40.0	± 9.6 %
		Y	11.98	85.23	24.35		40.0	
		Z	12.68	86.48	24.43		40.0	
10056-CAA	UMTS-TDD (TD-SCDMA, 1.28 Mcps)	X	11.65	84.59	23.99	9.03	50.0	± 9.6 %
		Y	11.36	84.29	24.10		50.0	
		Z	12.41	86.38	24.72		50.0	
10058-DAB	EDGE-FDD (TDMA, 8PSK, TN 0-1-2-3)	X	10.62	88.69	28.41	6.55	100.0	± 9.6 %
		Y	9.13	85.32	27.18		100.0	
		Z	10.28	88.69	28.63		100.0	
10059-CAB	IEEE 802.11b WiFi 2.4 GHz (DSSS, 2 Mbps)	X	1.56	68.30	17.46	0.61	110.0	± 9.6 %
		Y	1.54	67.48	17.02		110.0	
		Z	1.58	68.47	17.70		110.0	
10060-CAB	IEEE 802.11b WiFi 2.4 GHz (DSSS, 5.5 Mbps)	X	100.00	129.94	33.28	1.30	110.0	± 9.6 %
		Y	82.67	128.45	33.38		110.0	
		Z	100.00	132.52	34.47		110.0	

10061-CAB	IEEE 802.11b WiFi 2.4 GHz (DSSS, 11 Mbps)	X	12.22	98.02	27.41	2.04	110.0	± 9.6 %
		Y	8.15	91.42	25.55		110.0	
		Z	12.67	99.62	28.21		110.0	
10062-CAB	IEEE 802.11a/h WiFi 5 GHz (OFDM, 6 Mbps)	X	4.95	67.04	16.77	0.49	100.0	± 9.6 %
		Y	4.95	67.04	16.75		100.0	
		Z	4.95	67.16	16.84		100.0	
10063-CAB	IEEE 802.11a/h WiFi 5 GHz (OFDM, 9 Mbps)	X	5.00	67.22	16.92	0.72	100.0	± 9.6 %
		Y	5.00	67.22	16.90		100.0	
		Z	5.00	67.33	16.99		100.0	
10064-CAB	IEEE 802.11a/h WiFi 5 GHz (OFDM, 12 Mbps)	X	5.37	67.60	17.20	0.86	100.0	± 9.6 %
		Y	5.35	67.58	17.17		100.0	
		Z	5.35	67.68	17.26		100.0	
10065-CAB	IEEE 802.11a/h WiFi 5 GHz (OFDM, 18 Mbps)	X	5.27	67.66	17.37	1.21	100.0	± 9.6 %
		Y	5.27	67.65	17.35		100.0	
		Z	5.25	67.74	17.44		100.0	
10066-CAB	IEEE 802.11a/h WiFi 5 GHz (OFDM, 24 Mbps)	X	5.34	67.81	17.61	1.46	100.0	± 9.6 %
		Y	5.33	67.80	17.59		100.0	
		Z	5.32	67.89	17.67		100.0	
10067-CAB	IEEE 802.11a/h WiFi 5 GHz (OFDM, 36 Mbps)	X	5.67	67.95	18.07	2.04	100.0	± 9.6 %
		Y	5.66	67.95	18.04		100.0	
		Z	5.64	68.02	18.12		100.0	
10068-CAB	IEEE 802.11a/h WiFi 5 GHz (OFDM, 48 Mbps)	X	5.84	68.42	18.48	2.55	100.0	± 9.6 %
		Y	5.84	68.39	18.44		100.0	
		Z	5.80	68.45	18.52		100.0	
10069-CAB	IEEE 802.11a/h WiFi 5 GHz (OFDM, 54 Mbps)	X	5.91	68.29	18.64	2.67	100.0	± 9.6 %
		Y	5.91	68.28	18.60		100.0	
		Z	5.88	68.35	18.68		100.0	
10071-CAB	IEEE 802.11g WiFi 2.4 GHz (DSSS/OFDM, 9 Mbps)	X	5.40	67.57	17.88	1.99	100.0	± 9.6 %
		Y	5.42	67.58	17.87		100.0	
		Z	5.39	67.65	17.94		100.0	
10072-CAB	IEEE 802.11g WiFi 2.4 GHz (DSSS/OFDM, 12 Mbps)	X	5.50	68.20	18.23	2.30	100.0	± 9.6 %
		Y	5.51	68.20	18.21		100.0	
		Z	5.48	68.27	18.29		100.0	
10073-CAB	IEEE 802.11g WiFi 2.4 GHz (DSSS/OFDM, 18 Mbps)	X	5.66	68.60	18.67	2.83	100.0	± 9.6 %
		Y	5.67	68.59	18.64		100.0	
		Z	5.63	68.66	18.73		100.0	
10074-CAB	IEEE 802.11g WiFi 2.4 GHz (DSSS/OFDM, 24 Mbps)	X	5.71	68.74	18.97	3.30	100.0	± 9.6 %
		Y	5.72	68.71	18.92		100.0	
		Z	5.68	68.77	19.01		100.0	
10075-CAB	IEEE 802.11g WiFi 2.4 GHz (DSSS/OFDM, 36 Mbps)	X	5.92	69.39	19.54	3.82	90.0	± 9.6 %
		Y	5.92	69.30	19.46		90.0	
		Z	5.87	69.36	19.56		90.0	
10076-CAB	IEEE 802.11g WiFi 2.4 GHz (DSSS/OFDM, 48 Mbps)	X	5.92	69.17	19.65	4.15	90.0	± 9.6 %
		Y	5.94	69.10	19.58		90.0	
		Z	5.88	69.15	19.67		90.0	
10077-CAB	IEEE 802.11g WiFi 2.4 GHz (DSSS/OFDM, 54 Mbps)	X	5.96	69.26	19.75	4.30	90.0	± 9.6 %
		Y	5.98	69.19	19.68		90.0	
		Z	5.92	69.25	19.77		90.0	

10081-CAB	CDMA2000 (1xRTT, RC3)	X	1.06	68.38	14.68	0.00	150.0	± 9.6 %
		Y	1.00	67.23	14.06		150.0	
		Z	1.15	69.61	15.40		150.0	
10082-CAB	IS-54 / IS-136 FDD (TDMA/FDM, PI/4-DQPSK, Fullrate)	X	2.58	65.03	9.90	4.77	80.0	± 9.6 %
		Y	2.69	65.68	10.51		80.0	
		Z	2.57	65.43	10.13		80.0	
10090-DAB	GPRS-FDD (TDMA, GMSK, TN 0-4)	X	36.90	104.46	27.83	6.56	60.0	± 9.6 %
		Y	45.21	109.15	29.65		60.0	
		Z	94.87	120.02	31.97		60.0	
10097-CAB	UMTS-FDD (HSDPA)	X	1.90	68.06	16.14	0.00	150.0	± 9.6 %
		Y	1.89	67.63	15.88		150.0	
		Z	1.96	68.55	16.47		150.0	
10098-CAB	UMTS-FDD (HSUPA, Subtest 2)	X	1.86	68.04	16.12	0.00	150.0	± 9.6 %
		Y	1.85	67.59	15.85		150.0	
		Z	1.92	68.55	16.45		150.0	
10099-DAB	EDGE-FDD (TDMA, 8PSK, TN 0-4)	X	17.69	98.25	33.53	9.56	60.0	± 9.6 %
		Y	14.75	93.74	31.95		60.0	
		Z	18.07	99.72	34.29		60.0	
10100-CAB	LTE-FDD (SC-FDMA, 100% RB, 20 MHz, QPSK)	X	3.44	71.50	17.09	0.00	150.0	± 9.6 %
		Y	3.34	70.90	16.87		150.0	
		Z	3.49	71.85	17.37		150.0	
10101-CAB	LTE-FDD (SC-FDMA, 100% RB, 20 MHz, 16-QAM)	X	3.45	68.24	16.24	0.00	150.0	± 9.6 %
		Y	3.42	67.96	16.11		150.0	
		Z	3.46	68.39	16.38		150.0	
10102-CAB	LTE-FDD (SC-FDMA, 100% RB, 20 MHz, 64-QAM)	X	3.54	68.11	16.30	0.00	150.0	± 9.6 %
		Y	3.52	67.89	16.19		150.0	
		Z	3.56	68.26	16.44		150.0	
10103-CAB	LTE-TDD (SC-FDMA, 100% RB, 20 MHz, QPSK)	X	8.66	77.35	20.84	3.98	65.0	± 9.6 %
		Y	8.46	77.01	20.81		65.0	
		Z	8.71	77.85	21.15		65.0	
10104-CAB	LTE-TDD (SC-FDMA, 100% RB, 20 MHz, 16-QAM)	X	8.88	76.70	21.45	3.98	65.0	± 9.6 %
		Y	8.67	76.23	21.29		65.0	
		Z	8.82	76.91	21.62		65.0	
10105-CAB	LTE-TDD (SC-FDMA, 100% RB, 20 MHz, 64-QAM)	X	8.13	74.97	20.97	3.98	65.0	± 9.6 %
		Y	7.88	74.31	20.72		65.0	
		Z	7.92	74.75	20.95		65.0	
10108-CAC	LTE-FDD (SC-FDMA, 100% RB, 10 MHz, QPSK)	X	3.04	70.66	16.91	0.00	150.0	± 9.6 %
		Y	2.95	70.09	16.69		150.0	
		Z	3.08	70.99	17.20		150.0	
10109-CAC	LTE-FDD (SC-FDMA, 100% RB, 10 MHz, 16-QAM)	X	3.12	68.03	16.19	0.00	150.0	± 9.6 %
		Y	3.09	67.76	16.05		150.0	
		Z	3.14	68.21	16.35		150.0	
10110-CAC	LTE-FDD (SC-FDMA, 100% RB, 5 MHz, QPSK)	X	2.50	69.68	16.63	0.00	150.0	± 9.6 %
		Y	2.43	69.09	16.36		150.0	
		Z	2.53	70.06	16.93		150.0	
10111-CAC	LTE-FDD (SC-FDMA, 100% RB, 5 MHz, 16-QAM)	X	2.81	68.48	16.49	0.00	150.0	± 9.6 %
		Y	2.78	68.30	16.36		150.0	
		Z	2.84	68.81	16.69		150.0	

10112-CAC	LTE-FDD (SC-FDMA, 100% RB, 10 MHz, 64-QAM)	X	3.24	67.90	16.20	0.00	150.0	± 9.6 %
		Y	3.21	67.68	16.09		150.0	
		Z	3.25	68.09	16.35		150.0	
10113-CAC	LTE-FDD (SC-FDMA, 100% RB, 5 MHz, 64-QAM)	X	2.97	68.50	16.56	0.00	150.0	± 9.6 %
		Y	2.94	68.37	16.47		150.0	
		Z	2.99	68.82	16.76		150.0	
10114-CAB	IEEE 802.11n (HT Greenfield, 13.5 Mbps, BPSK)	X	5.29	67.41	16.51	0.00	150.0	± 9.6 %
		Y	5.28	67.36	16.48		150.0	
		Z	5.28	67.49	16.58		150.0	
10115-CAB	IEEE 802.11n (HT Greenfield, 81 Mbps, 16-QAM)	X	5.70	67.80	16.71	0.00	150.0	± 9.6 %
		Y	5.66	67.68	16.65		150.0	
		Z	5.66	67.80	16.73		150.0	
10116-CAB	IEEE 802.11n (HT Greenfield, 135 Mbps, 64-QAM)	X	5.42	67.66	16.55	0.00	150.0	± 9.6 %
		Y	5.41	67.63	16.54		150.0	
		Z	5.42	67.76	16.63		150.0	
10117-CAB	IEEE 802.11n (HT Mixed, 13.5 Mbps, BPSK)	X	5.29	67.43	16.54	0.00	150.0	± 9.6 %
		Y	5.29	67.39	16.52		150.0	
		Z	5.29	67.52	16.61		150.0	
10118-CAB	IEEE 802.11n (HT Mixed, 81 Mbps, 16-QAM)	X	5.72	67.78	16.70	0.00	150.0	± 9.6 %
		Y	5.72	67.79	16.71		150.0	
		Z	5.72	67.90	16.79		150.0	
10119-CAB	IEEE 802.11n (HT Mixed, 135 Mbps, 64-QAM)	X	5.39	67.61	16.55	0.00	150.0	± 9.6 %
		Y	5.39	67.59	16.53		150.0	
		Z	5.39	67.71	16.62		150.0	
10140-CAB	LTE-FDD (SC-FDMA, 100% RB, 15 MHz, 16-QAM)	X	3.60	68.11	16.22	0.00	150.0	± 9.6 %
		Y	3.57	67.89	16.12		150.0	
		Z	3.61	68.26	16.36		150.0	
10141-CAB	LTE-FDD (SC-FDMA, 100% RB, 15 MHz, 64-QAM)	X	3.71	68.11	16.35	0.00	150.0	± 9.6 %
		Y	3.69	67.93	16.26		150.0	
		Z	3.72	68.27	16.48		150.0	
10142-CAC	LTE-FDD (SC-FDMA, 100% RB, 3 MHz, QPSK)	X	2.28	69.60	16.50	0.00	150.0	± 9.6 %
		Y	2.20	69.01	16.20		150.0	
		Z	2.31	70.09	16.82		150.0	
10143-CAC	LTE-FDD (SC-FDMA, 100% RB, 3 MHz, 16-QAM)	X	2.70	69.15	16.46	0.00	150.0	± 9.6 %
		Y	2.67	68.99	16.31		150.0	
		Z	2.74	69.63	16.70		150.0	
10144-CAC	LTE-FDD (SC-FDMA, 100% RB, 3 MHz, 64-QAM)	X	2.54	67.36	15.17	0.00	150.0	± 9.6 %
		Y	2.49	67.09	14.94		150.0	
		Z	2.55	67.71	15.33		150.0	
10145-CAC	LTE-FDD (SC-FDMA, 100% RB, 1.4 MHz, QPSK)	X	1.68	68.42	14.82	0.00	150.0	± 9.6 %
		Y	1.60	67.64	14.26		150.0	
		Z	1.72	69.05	15.06		150.0	
10146-CAC	LTE-FDD (SC-FDMA, 100% RB, 1.4 MHz, 16-QAM)	X	4.83	77.87	18.53	0.00	150.0	± 9.6 %
		Y	3.98	75.00	17.05		150.0	
		Z	3.89	75.00	17.12		150.0	
10147-CAC	LTE-FDD (SC-FDMA, 100% RB, 1.4 MHz, 64-QAM)	X	6.50	82.39	20.39	0.00	150.0	± 9.6 %
		Y	5.41	79.51	18.99		150.0	
		Z	5.09	78.98	18.85		150.0	

10149-CAB	LTE-FDD (SC-FDMA, 50% RB, 20 MHz, 16-QAM)	X	3.13	68.08	16.23	0.00	150.0	± 9.6 %
		Y	3.10	67.82	16.09		150.0	
		Z	3.14	68.27	16.39		150.0	
10150-CAB	LTE-FDD (SC-FDMA, 50% RB, 20 MHz, 64-QAM)	X	3.25	67.94	16.24	0.00	150.0	± 9.6 %
		Y	3.22	67.73	16.12		150.0	
		Z	3.26	68.13	16.39		150.0	
10151-CAB	LTE-TDD (SC-FDMA, 50% RB, 20 MHz, QPSK)	X	9.12	79.35	21.75	3.98	65.0	± 9.6 %
		Y	8.93	79.07	21.74		65.0	
		Z	9.26	80.07	22.14		65.0	
10152-CAB	LTE-TDD (SC-FDMA, 50% RB, 20 MHz, 16-QAM)	X	8.52	76.90	21.36	3.98	65.0	± 9.6 %
		Y	8.28	76.34	21.15		65.0	
		Z	8.47	77.14	21.53		65.0	
10153-CAB	LTE-TDD (SC-FDMA, 50% RB, 20 MHz, 64-QAM)	X	8.83	77.49	21.93	3.98	65.0	± 9.6 %
		Y	8.62	77.01	21.76		65.0	
		Z	8.79	77.75	22.10		65.0	
10154-CAC	LTE-FDD (SC-FDMA, 50% RB, 10 MHz, QPSK)	X	2.57	70.18	16.94	0.00	150.0	± 9.6 %
		Y	2.49	69.59	16.67		150.0	
		Z	2.60	70.55	17.23		150.0	
10155-CAC	LTE-FDD (SC-FDMA, 50% RB, 10 MHz, 16-QAM)	X	2.81	68.47	16.49	0.00	150.0	± 9.6 %
		Y	2.78	68.29	16.36		150.0	
		Z	2.84	68.81	16.70		150.0	
10156-CAC	LTE-FDD (SC-FDMA, 50% RB, 5 MHz, QPSK)	X	2.16	69.95	16.57	0.00	150.0	± 9.6 %
		Y	2.07	69.28	16.21		150.0	
		Z	2.20	70.51	16.91		150.0	
10157-CAC	LTE-FDD (SC-FDMA, 50% RB, 5 MHz, 16-QAM)	X	2.38	68.05	15.40	0.00	150.0	± 9.6 %
		Y	2.33	67.74	15.13		150.0	
		Z	2.41	68.51	15.61		150.0	
10158-CAC	LTE-FDD (SC-FDMA, 50% RB, 10 MHz, 64-QAM)	X	2.97	68.54	16.60	0.00	150.0	± 9.6 %
		Y	2.95	68.41	16.50		150.0	
		Z	2.99	68.87	16.80		150.0	
10159-CAC	LTE-FDD (SC-FDMA, 50% RB, 5 MHz, 64-QAM)	X	2.50	68.46	15.67	0.00	150.0	± 9.6 %
		Y	2.45	68.21	15.44		150.0	
		Z	2.53	68.95	15.89		150.0	
10160-CAB	LTE-FDD (SC-FDMA, 50% RB, 15 MHz, QPSK)	X	2.97	69.28	16.60	0.00	150.0	± 9.6 %
		Y	2.92	68.92	16.43		150.0	
		Z	3.00	69.58	16.83		150.0	
10161-CAB	LTE-FDD (SC-FDMA, 50% RB, 15 MHz, 16-QAM)	X	3.13	67.81	16.19	0.00	150.0	± 9.6 %
		Y	3.11	67.62	16.07		150.0	
		Z	3.15	68.02	16.34		150.0	
10162-CAB	LTE-FDD (SC-FDMA, 50% RB, 15 MHz, 64-QAM)	X	3.23	67.81	16.23	0.00	150.0	± 9.6 %
		Y	3.21	67.66	16.13		150.0	
		Z	3.25	68.04	16.39		150.0	
10166-CAC	LTE-FDD (SC-FDMA, 50% RB, 1.4 MHz, QPSK)	X	4.28	71.44	20.14	3.01	150.0	± 9.6 %
		Y	4.14	70.84	19.78		150.0	
		Z	4.08	70.78	19.80		150.0	
10167-CAC	LTE-FDD (SC-FDMA, 50% RB, 1.4 MHz, 16-QAM)	X	5.82	75.47	21.02	3.01	150.0	± 9.6 %
		Y	5.49	74.58	20.57		150.0	
		Z	5.34	74.36	20.53		150.0	

10168-CAC	LTE-FDD (SC-FDMA, 50% RB, 1.4 MHz, 64-QAM)	X	6.39	77.47	22.15	3.01	150.0	± 9.6 %
		Y	6.08	76.81	21.83		150.0	
		Z	5.84	76.29	21.65		150.0	
10169-CAB	LTE-FDD (SC-FDMA, 1 RB, 20 MHz, QPSK)	X	4.38	75.00	21.59	3.01	150.0	± 9.6 %
		Y	3.97	73.13	20.72		150.0	
		Z	3.86	72.93	20.71		150.0	
10170-CAB	LTE-FDD (SC-FDMA, 1 RB, 20 MHz, 16-QAM)	X	7.68	84.36	24.73	3.01	150.0	± 9.6 %
		Y	6.57	81.73	23.77		150.0	
		Z	6.11	80.75	23.47		150.0	
10171-AAB	LTE-FDD (SC-FDMA, 1 RB, 20 MHz, 64-QAM)	X	5.83	78.41	21.57	3.01	150.0	± 9.6 %
		Y	5.03	75.97	20.56		150.0	
		Z	4.85	75.79	20.60		150.0	
10172-CAB	LTE-TDD (SC-FDMA, 1 RB, 20 MHz, QPSK)	X	34.00	110.08	33.55	6.02	65.0	± 9.6 %
		Y	23.82	103.43	31.66		65.0	
		Z	27.68	107.07	32.82		65.0	
10173-CAB	LTE-TDD (SC-FDMA, 1 RB, 20 MHz, 16-QAM)	X	32.90	104.70	30.42	6.02	65.0	± 9.6 %
		Y	28.30	102.52	29.89		65.0	
		Z	30.73	104.44	30.45		65.0	
10174-CAB	LTE-TDD (SC-FDMA, 1 RB, 20 MHz, 64-QAM)	X	25.83	99.19	28.36	6.02	65.0	± 9.6 %
		Y	22.98	97.66	28.00		65.0	
		Z	24.34	99.06	28.41		65.0	
10175-CAC	LTE-FDD (SC-FDMA, 1 RB, 10 MHz, QPSK)	X	4.30	74.53	21.28	3.01	150.0	± 9.6 %
		Y	3.90	72.69	20.41		150.0	
		Z	3.80	72.54	20.44		150.0	
10176-CAC	LTE-FDD (SC-FDMA, 1 RB, 10 MHz, 16-QAM)	X	7.70	84.38	24.74	3.01	150.0	± 9.6 %
		Y	6.58	81.76	23.78		150.0	
		Z	6.11	80.77	23.48		150.0	
10177-CAE	LTE-FDD (SC-FDMA, 1 RB, 5 MHz, QPSK)	X	4.35	74.76	21.41	3.01	150.0	± 9.6 %
		Y	3.95	72.91	20.54		150.0	
		Z	3.84	72.73	20.55		150.0	
10178-CAC	LTE-FDD (SC-FDMA, 1 RB, 5 MHz, 16-QAM)	X	7.52	83.92	24.54	3.01	150.0	± 9.6 %
		Y	6.44	81.32	23.58		150.0	
		Z	6.01	80.41	23.31		150.0	
10179-CAC	LTE-FDD (SC-FDMA, 1 RB, 10 MHz, 64-QAM)	X	6.63	81.06	22.94	3.01	150.0	± 9.6 %
		Y	5.69	78.55	21.97		150.0	
		Z	5.41	78.06	21.87		150.0	
10180-CAC	LTE-FDD (SC-FDMA, 1 RB, 5 MHz, 64-QAM)	X	5.79	78.25	21.48	3.01	150.0	± 9.6 %
		Y	4.99	75.83	20.48		150.0	
		Z	4.83	75.67	20.53		150.0	
10181-CAB	LTE-FDD (SC-FDMA, 1 RB, 15 MHz, QPSK)	X	4.34	74.74	21.40	3.01	150.0	± 9.6 %
		Y	3.94	72.89	20.53		150.0	
		Z	3.83	72.71	20.54		150.0	
10182-CAB	LTE-FDD (SC-FDMA, 1 RB, 15 MHz, 16-QAM)	X	7.51	83.89	24.53	3.01	150.0	± 9.6 %
		Y	6.43	81.29	23.57		150.0	
		Z	6.00	80.39	23.30		150.0	
10183-AAA	LTE-FDD (SC-FDMA, 1 RB, 15 MHz, 64-QAM)	X	5.78	78.22	21.47	3.01	150.0	± 9.6 %
		Y	4.98	75.80	20.47		150.0	
		Z	4.82	75.64	20.52		150.0	

10184-CAC	LTE-FDD (SC-FDMA, 1 RB, 3 MHz, QPSK)	X	4.36	74.79	21.43	3.01	150.0	± 9.6 %
		Y	3.95	72.94	20.56		150.0	
		Z	3.85	72.76	20.56		150.0	
10185-CAC	LTE-FDD (SC-FDMA, 1 RB, 3 MHz, 16-QAM)	X	7.55	83.99	24.57	3.01	150.0	± 9.6 %
		Y	6.47	81.38	23.61		150.0	
		Z	6.03	80.47	23.34		150.0	
10186-AAC	LTE-FDD (SC-FDMA, 1 RB, 3 MHz, 64-QAM)	X	5.81	78.31	21.51	3.01	150.0	± 9.6 %
		Y	5.01	75.88	20.50		150.0	
		Z	4.84	75.72	20.55		150.0	
10187-CAC	LTE-FDD (SC-FDMA, 1 RB, 1.4 MHz, QPSK)	X	4.37	74.83	21.47	3.01	150.0	± 9.6 %
		Y	3.96	72.98	20.60		150.0	
		Z	3.85	72.80	20.61		150.0	
10188-CAC	LTE-FDD (SC-FDMA, 1 RB, 1.4 MHz, 16-QAM)	X	7.95	85.05	25.06	3.01	150.0	± 9.6 %
		Y	6.80	82.42	24.11		150.0	
		Z	6.29	81.33	23.77		150.0	
10189-AAC	LTE-FDD (SC-FDMA, 1 RB, 1.4 MHz, 64-QAM)	X	6.01	78.95	21.85	3.01	150.0	± 9.6 %
		Y	5.17	76.49	20.84		150.0	
		Z	4.98	76.26	20.86		150.0	
10193-CAB	IEEE 802.11n (HT Greenfield, 6.5 Mbps, BPSK)	X	4.72	66.78	16.30	0.00	150.0	± 9.6 %
		Y	4.71	66.76	16.26		150.0	
		Z	4.72	66.90	16.38		150.0	
10194-CAB	IEEE 802.11n (HT Greenfield, 39 Mbps, 16-QAM)	X	4.93	67.17	16.41	0.00	150.0	± 9.6 %
		Y	4.91	67.14	16.38		150.0	
		Z	4.92	67.28	16.49		150.0	
10195-CAB	IEEE 802.11n (HT Greenfield, 65 Mbps, 64-QAM)	X	4.97	67.17	16.41	0.00	150.0	± 9.6 %
		Y	4.95	67.14	16.38		150.0	
		Z	4.96	67.29	16.49		150.0	
10196-CAB	IEEE 802.11n (HT Mixed, 6.5 Mbps, BPSK)	X	4.74	66.90	16.34	0.00	150.0	± 9.6 %
		Y	4.73	66.86	16.30		150.0	
		Z	4.74	67.01	16.41		150.0	
10197-CAB	IEEE 802.11n (HT Mixed, 39 Mbps, 16-QAM)	X	4.94	67.19	16.42	0.00	150.0	± 9.6 %
		Y	4.93	67.16	16.39		150.0	
		Z	4.94	67.30	16.50		150.0	
10198-CAB	IEEE 802.11n (HT Mixed, 65 Mbps, 64-QAM)	X	4.97	67.18	16.41	0.00	150.0	± 9.6 %
		Y	4.96	67.16	16.39		150.0	
		Z	4.97	67.30	16.50		150.0	
10219-CAB	IEEE 802.11n (HT Mixed, 7.2 Mbps, BPSK)	X	4.69	66.91	16.31	0.00	150.0	± 9.6 %
		Y	4.68	66.88	16.27		150.0	
		Z	4.69	67.03	16.38		150.0	
10220-CAB	IEEE 802.11n (HT Mixed, 43.3 Mbps, 16-QAM)	X	4.95	67.19	16.42	0.00	150.0	± 9.6 %
		Y	4.93	67.15	16.39		150.0	
		Z	4.94	67.30	16.50		150.0	
10221-CAB	IEEE 802.11n (HT Mixed, 72.2 Mbps, 64-QAM)	X	4.98	67.12	16.41	0.00	150.0	± 9.6 %
		Y	4.96	67.09	16.38		150.0	
		Z	4.97	67.24	16.49		150.0	
10222-CAB	IEEE 802.11n (HT Mixed, 15 Mbps, BPSK)	X	5.28	67.46	16.55	0.00	150.0	± 9.6 %
		Y	5.27	67.41	16.52		150.0	
		Z	5.27	67.54	16.61		150.0	

10223-CAB	IEEE 802.11n (HT Mixed, 90 Mbps, 16-QAM)	X	5.66	67.79	16.73	0.00	150.0	± 9.6 %
		Y	5.66	67.78	16.72		150.0	
		Z	5.66	67.89	16.81		150.0	
10224-CAB	IEEE 802.11n (HT Mixed, 150 Mbps, 64-QAM)	X	5.34	67.59	16.53	0.00	150.0	± 9.6 %
		Y	5.32	67.52	16.49		150.0	
		Z	5.33	67.65	16.59		150.0	
10225-CAB	UMTS-FDD (HSPA+)	X	2.98	66.36	15.75	0.00	150.0	± 9.6 %
		Y	2.97	66.26	15.63		150.0	
		Z	2.99	66.57	15.86		150.0	
10226-CAA	LTE-TDD (SC-FDMA, 1 RB, 1.4 MHz, 16-QAM)	X	34.49	105.68	30.78	6.02	65.0	± 9.6 %
		Y	29.79	103.57	30.28		65.0	
		Z	32.28	105.46	30.82		65.0	
10227-CAA	LTE-TDD (SC-FDMA, 1 RB, 1.4 MHz, 64-QAM)	X	26.80	99.98	28.68	6.02	65.0	± 9.6 %
		Y	24.57	98.96	28.48		65.0	
		Z	25.66	100.11	28.80		65.0	
10228-CAA	LTE-TDD (SC-FDMA, 1 RB, 1.4 MHz, QPSK)	X	34.73	111.06	33.97	6.02	65.0	± 9.6 %
		Y	25.52	105.30	32.35		65.0	
		Z	30.95	109.77	33.72		65.0	
10229-CAB	LTE-TDD (SC-FDMA, 1 RB, 3 MHz, 16-QAM)	X	32.90	104.69	30.43	6.02	65.0	± 9.6 %
		Y	28.35	102.53	29.91		65.0	
		Z	30.75	104.44	30.46		65.0	
10230-CAB	LTE-TDD (SC-FDMA, 1 RB, 3 MHz, 64-QAM)	X	25.79	99.22	28.39	6.02	65.0	± 9.6 %
		Y	23.57	98.14	28.17		65.0	
		Z	24.66	99.32	28.50		65.0	
10231-CAB	LTE-TDD (SC-FDMA, 1 RB, 3 MHz, QPSK)	X	33.18	110.06	33.62	6.02	65.0	± 9.6 %
		Y	24.40	104.32	31.99		65.0	
		Z	29.56	108.76	33.36		65.0	
10232-CAB	LTE-TDD (SC-FDMA, 1 RB, 5 MHz, 16-QAM)	X	32.89	104.69	30.43	6.02	65.0	± 9.6 %
		Y	28.33	102.53	29.90		65.0	
		Z	30.74	104.44	30.46		65.0	
10233-CAB	LTE-TDD (SC-FDMA, 1 RB, 5 MHz, 64-QAM)	X	25.82	99.25	28.40	6.02	65.0	± 9.6 %
		Y	23.57	98.15	28.17		65.0	
		Z	24.67	99.34	28.51		65.0	
10234-CAB	LTE-TDD (SC-FDMA, 1 RB, 5 MHz, QPSK)	X	31.54	108.89	33.19	6.02	65.0	± 9.6 %
		Y	23.30	103.27	31.58		65.0	
		Z	28.13	107.61	32.94		65.0	
10235-CAB	LTE-TDD (SC-FDMA, 1 RB, 10 MHz, 16-QAM)	X	32.98	104.76	30.45	6.02	65.0	± 9.6 %
		Y	28.39	102.58	29.92		65.0	
		Z	30.82	104.50	30.48		65.0	
10236-CAB	LTE-TDD (SC-FDMA, 1 RB, 10 MHz, 64-QAM)	X	26.00	99.35	28.43	6.02	65.0	± 9.6 %
		Y	23.73	98.25	28.20		65.0	
		Z	24.86	99.45	28.54		65.0	
10237-CAB	LTE-TDD (SC-FDMA, 1 RB, 10 MHz, QPSK)	X	33.51	110.27	33.67	6.02	65.0	± 9.6 %
		Y	24.55	104.47	32.03		65.0	
		Z	29.82	108.95	33.42		65.0	
10238-CAB	LTE-TDD (SC-FDMA, 1 RB, 15 MHz, 16-QAM)	X	32.92	104.72	30.43	6.02	65.0	± 9.6 %
		Y	28.33	102.54	29.91		65.0	
		Z	30.76	104.46	30.46		65.0	

10239-CAB	LTE-TDD (SC-FDMA, 1 RB, 15 MHz, 64-QAM)	X	25.84	99.28	28.41	6.02	65.0	± 9.6 %
		Y	23.57	98.17	28.18		65.0	
		Z	24.68	99.36	28.51		65.0	
10240-CAB	LTE-TDD (SC-FDMA, 1 RB, 15 MHz, QPSK)	X	33.41	110.22	33.66	6.02	65.0	± 9.6 %
		Y	24.49	104.42	32.01		65.0	
		Z	29.73	108.90	33.40		65.0	
10241-CAA	LTE-TDD (SC-FDMA, 50% RB, 1.4 MHz, 16-QAM)	X	13.87	87.85	27.97	6.98	65.0	± 9.6 %
		Y	12.90	86.30	27.27		65.0	
		Z	13.00	86.99	27.62		65.0	
10242-CAA	LTE-TDD (SC-FDMA, 50% RB, 1.4 MHz, 64-QAM)	X	13.03	86.40	27.33	6.98	65.0	± 9.6 %
		Y	12.04	84.70	26.56		65.0	
		Z	12.01	85.17	26.83		65.0	
10243-CAA	LTE-TDD (SC-FDMA, 50% RB, 1.4 MHz, QPSK)	X	10.68	84.11	27.32	6.98	65.0	± 9.6 %
		Y	9.82	82.05	26.33		65.0	
		Z	9.82	82.65	26.70		65.0	
10244-CAB	LTE-TDD (SC-FDMA, 50% RB, 3 MHz, 16-QAM)	X	10.69	81.99	22.20	3.98	65.0	± 9.6 %
		Y	10.07	80.96	21.68		65.0	
		Z	10.02	81.14	21.69		65.0	
10245-CAB	LTE-TDD (SC-FDMA, 50% RB, 3 MHz, 64-QAM)	X	10.57	81.58	22.00	3.98	65.0	± 9.6 %
		Y	9.98	80.56	21.49		65.0	
		Z	9.91	80.72	21.49		65.0	
10246-CAB	LTE-TDD (SC-FDMA, 50% RB, 3 MHz, QPSK)	X	9.29	82.24	22.05	3.98	65.0	± 9.6 %
		Y	8.84	81.48	21.78		65.0	
		Z	9.57	83.17	22.39		65.0	
10247-CAB	LTE-TDD (SC-FDMA, 50% RB, 5 MHz, 16-QAM)	X	8.07	77.79	20.87	3.98	65.0	± 9.6 %
		Y	7.81	77.20	20.60		65.0	
		Z	8.04	78.08	20.96		65.0	
10248-CAB	LTE-TDD (SC-FDMA, 50% RB, 5 MHz, 64-QAM)	X	8.11	77.42	20.72	3.98	65.0	± 9.6 %
		Y	7.83	76.80	20.42		65.0	
		Z	8.05	77.65	20.78		65.0	
10249-CAB	LTE-TDD (SC-FDMA, 50% RB, 5 MHz, QPSK)	X	9.78	83.07	22.80	3.98	65.0	± 9.6 %
		Y	9.36	82.41	22.61		65.0	
		Z	10.14	84.18	23.26		65.0	
10250-CAB	LTE-TDD (SC-FDMA, 50% RB, 10 MHz, 16-QAM)	X	8.72	78.97	22.30	3.98	65.0	± 9.6 %
		Y	8.48	78.45	22.12		65.0	
		Z	8.71	79.35	22.51		65.0	
10251-CAB	LTE-TDD (SC-FDMA, 50% RB, 10 MHz, 64-QAM)	X	8.36	77.15	21.34	3.98	65.0	± 9.6 %
		Y	8.13	76.62	21.11		65.0	
		Z	8.33	77.46	21.50		65.0	
10252-CAB	LTE-TDD (SC-FDMA, 50% RB, 10 MHz, QPSK)	X	9.59	81.92	22.81	3.98	65.0	± 9.6 %
		Y	9.28	81.44	22.73		65.0	
		Z	9.85	82.90	23.29		65.0	
10253-CAB	LTE-TDD (SC-FDMA, 50% RB, 15 MHz, 16-QAM)	X	8.31	76.36	21.21	3.98	65.0	± 9.6 %
		Y	8.09	75.81	20.99		65.0	
		Z	8.25	76.57	21.35		65.0	
10254-CAB	LTE-TDD (SC-FDMA, 50% RB, 15 MHz, 64-QAM)	X	8.64	76.97	21.75	3.98	65.0	± 9.6 %
		Y	8.44	76.49	21.55		65.0	
		Z	8.59	77.21	21.89		65.0	

10255-CAB	LTE-TDD (SC-FDMA, 50% RB, 15 MHz, QPSK)	X	8.88	79.09	21.89	3.98	65.0	± 9.6 %
		Y	8.67	78.72	21.83		65.0	
		Z	8.98	79.73	22.24		65.0	
10256-CAA	LTE-TDD (SC-FDMA, 100% RB, 1.4 MHz, 16-QAM)	X	10.07	80.79	21.11	3.98	65.0	± 9.6 %
		Y	9.36	79.53	20.48		65.0	
		Z	9.27	79.61	20.43		65.0	
10257-CAA	LTE-TDD (SC-FDMA, 100% RB, 1.4 MHz, 64-QAM)	X	9.93	80.22	20.83	3.98	65.0	± 9.6 %
		Y	9.22	78.95	20.18		65.0	
		Z	9.12	79.01	20.13		65.0	
10258-CAA	LTE-TDD (SC-FDMA, 100% RB, 1.4 MHz, QPSK)	X	8.66	80.91	21.13	3.98	65.0	± 9.6 %
		Y	8.13	79.89	20.72		65.0	
		Z	8.71	81.36	21.24		65.0	
10259-CAB	LTE-TDD (SC-FDMA, 100% RB, 3 MHz, 16-QAM)	X	8.32	78.14	21.35	3.98	65.0	± 9.6 %
		Y	8.07	77.59	21.11		65.0	
		Z	8.30	78.48	21.48		65.0	
10260-CAB	LTE-TDD (SC-FDMA, 100% RB, 3 MHz, 64-QAM)	X	8.37	77.96	21.30	3.98	65.0	± 9.6 %
		Y	8.11	77.40	21.05		65.0	
		Z	8.33	78.25	21.41		65.0	
10261-CAB	LTE-TDD (SC-FDMA, 100% RB, 3 MHz, QPSK)	X	9.44	82.16	22.69	3.98	65.0	± 9.6 %
		Y	9.05	81.51	22.50		65.0	
		Z	9.69	83.12	23.12		65.0	
10262-CAB	LTE-TDD (SC-FDMA, 100% RB, 5 MHz, 16-QAM)	X	8.72	78.94	22.28	3.98	65.0	± 9.6 %
		Y	8.47	78.42	22.09		65.0	
		Z	8.71	79.32	22.48		65.0	
10263-CAB	LTE-TDD (SC-FDMA, 100% RB, 5 MHz, 64-QAM)	X	8.36	77.16	21.34	3.98	65.0	± 9.6 %
		Y	8.13	76.62	21.11		65.0	
		Z	8.33	77.46	21.50		65.0	
10264-CAB	LTE-TDD (SC-FDMA, 100% RB, 5 MHz, QPSK)	X	9.55	81.82	22.76	3.98	65.0	± 9.6 %
		Y	9.23	81.33	22.67		65.0	
		Z	9.80	82.79	23.23		65.0	
10265-CAB	LTE-TDD (SC-FDMA, 100% RB, 10 MHz, 16-QAM)	X	8.52	76.91	21.37	3.98	65.0	± 9.6 %
		Y	8.28	76.34	21.16		65.0	
		Z	8.46	77.15	21.54		65.0	
10266-CAB	LTE-TDD (SC-FDMA, 100% RB, 10 MHz, 64-QAM)	X	8.84	77.48	21.92	3.98	65.0	± 9.6 %
		Y	8.62	77.01	21.75		65.0	
		Z	8.79	77.75	22.10		65.0	
10267-CAB	LTE-TDD (SC-FDMA, 100% RB, 10 MHz, QPSK)	X	9.11	79.33	21.73	3.98	65.0	± 9.6 %
		Y	8.91	79.04	21.73		65.0	
		Z	9.25	80.04	22.13		65.0	
10268-CAB	LTE-TDD (SC-FDMA, 100% RB, 15 MHz, 16-QAM)	X	8.95	76.40	21.47	3.98	65.0	± 9.6 %
		Y	8.77	75.99	21.33		65.0	
		Z	8.89	76.60	21.62		65.0	
10269-CAB	LTE-TDD (SC-FDMA, 100% RB, 15 MHz, 64-QAM)	X	8.88	76.03	21.40	3.98	65.0	± 9.6 %
		Y	8.71	75.62	21.25		65.0	
		Z	8.81	76.21	21.54		65.0	
10270-CAB	LTE-TDD (SC-FDMA, 100% RB, 15 MHz, QPSK)	X	8.82	77.21	21.03	3.98	65.0	± 9.6 %
		Y	8.69	77.00	21.04		65.0	
		Z	8.86	77.65	21.31		65.0	

10274-CAB	UMTS-FDD (HSUPA, Subtest 5, 3GPP Rel8.10)	X	2.68	66.55	15.56	0.00	150.0	± 9.6 %
		Y	2.68	66.43	15.43		150.0	
		Z	2.71	66.85	15.73		150.0	
10275-CAB	UMTS-FDD (HSUPA, Subtest 5, 3GPP Rel8.4)	X	1.76	69.02	16.21	0.00	150.0	± 9.6 %
		Y	1.71	68.23	15.83		150.0	
		Z	1.82	69.57	16.62		150.0	
10277-CAA	PHS (QPSK)	X	6.62	71.52	15.81	9.03	50.0	± 9.6 %
		Y	6.77	71.96	16.20		50.0	
		Z	6.48	71.54	15.70		50.0	
10278-CAA	PHS (QPSK, BW 884MHz, Rolloff 0.5)	X	9.81	80.35	21.62	9.03	50.0	± 9.6 %
		Y	9.58	79.96	21.62		50.0	
		Z	9.84	80.82	21.76		50.0	
10279-CAA	PHS (QPSK, BW 884MHz, Rolloff 0.38)	X	10.00	80.57	21.71	9.03	50.0	± 9.6 %
		Y	9.73	80.14	21.69		50.0	
		Z	10.02	81.03	21.84		50.0	
10290-AAB	CDMA2000, RC1, SO55, Full Rate	X	1.82	70.77	15.90	0.00	150.0	± 9.6 %
		Y	1.72	69.89	15.40		150.0	
		Z	1.95	72.06	16.51		150.0	
10291-AAB	CDMA2000, RC3, SO55, Full Rate	X	1.03	68.06	14.52	0.00	150.0	± 9.6 %
		Y	0.98	66.97	13.92		150.0	
		Z	1.11	69.26	15.22		150.0	
10292-AAB	CDMA2000, RC3, SO32, Full Rate	X	1.32	72.62	17.03	0.00	150.0	± 9.6 %
		Y	1.20	70.85	16.19		150.0	
		Z	1.50	74.78	18.11		150.0	
10293-AAB	CDMA2000, RC3, SO3, Full Rate	X	1.86	78.12	19.78	0.00	150.0	± 9.6 %
		Y	1.66	75.88	18.82		150.0	
		Z	2.25	81.38	21.19		150.0	
10295-AAB	CDMA2000, RC1, SO3, 1/8th Rate 25 fr.	X	10.17	82.01	23.87	9.03	50.0	± 9.6 %
		Y	10.08	81.64	23.75		50.0	
		Z	10.46	83.00	24.26		50.0	
10297-AAA	LTE-FDD (SC-FDMA, 50% RB, 20 MHz, QPSK)	X	3.06	70.75	16.98	0.00	150.0	± 9.6 %
		Y	2.97	70.19	16.76		150.0	
		Z	3.09	71.09	17.26		150.0	
10298-AAB	LTE-FDD (SC-FDMA, 50% RB, 3 MHz, QPSK)	X	1.94	69.59	15.88	0.00	150.0	± 9.6 %
		Y	1.86	68.90	15.44		150.0	
		Z	2.00	70.30	16.23		150.0	
10299-AAB	LTE-FDD (SC-FDMA, 50% RB, 3 MHz, 16-QAM)	X	4.90	77.67	19.07	0.00	150.0	± 9.6 %
		Y	4.30	75.67	18.00		150.0	
		Z	4.17	75.58	18.03		150.0	
10300-AAB	LTE-FDD (SC-FDMA, 50% RB, 3 MHz, 64-QAM)	X	3.47	71.44	15.80	0.00	150.0	± 9.6 %
		Y	3.06	69.68	14.73		150.0	
		Z	3.03	69.87	14.88		150.0	
10301-AAA	IEEE 802.16e WiMAX (29:18, 5ms, 10MHz, QPSK, PUSC)	X	6.02	68.68	19.11	4.17	80.0	± 9.6 %
		Y	5.98	68.44	18.86		80.0	
		Z	5.95	68.58	19.03		80.0	
10302-AAA	IEEE 802.16e WiMAX (29:18, 5ms, 10MHz, QPSK, PUSC, 3 CTRL symbols)	X	6.59	69.62	20.04	4.96	80.0	± 9.6 %
		Y	6.48	69.09	19.63		80.0	
		Z	6.53	69.66	20.05		80.0	

10303-AAA	IEEE 802.16e WiMAX (31:15, 5ms, 10MHz, 64QAM, PUSC)	X	6.50	69.94	20.23	4.96	80.0	± 9.6 %
		Y	6.37	69.29	19.74		80.0	
		Z	6.43	69.92	20.21		80.0	
10304-AAA	IEEE 802.16e WiMAX (29:18, 5ms, 10MHz, 64QAM, PUSC)	X	6.04	68.91	19.25	4.17	80.0	± 9.6 %
		Y	5.94	68.42	18.86		80.0	
		Z	5.99	68.95	19.25		80.0	
10305-AAA	IEEE 802.16e WiMAX (31:15, 10ms, 10MHz, 64QAM, PUSC, 15 symbols)	X	8.62	79.07	24.92	6.02	50.0	± 9.6 %
		Y	11.34	86.21	27.91		50.0	
		Z	8.42	78.75	24.71		50.0	
10306-AAA	IEEE 802.16e WiMAX (29:18, 10ms, 10MHz, 64QAM, PUSC, 18 symbols)	X	7.30	73.86	22.83	6.02	50.0	± 9.6 %
		Y	6.99	72.41	21.84		50.0	
		Z	7.19	73.72	22.72		50.0	
10307-AAA	IEEE 802.16e WiMAX (29:18, 10ms, 10MHz, QPSK, PUSC, 18 symbols)	X	7.53	74.88	23.08	6.02	50.0	± 9.6 %
		Y	7.13	73.19	22.00		50.0	
		Z	7.41	74.71	22.96		50.0	
10308-AAA	IEEE 802.16e WiMAX (29:18, 10ms, 10MHz, 16QAM, PUSC)	X	7.64	75.45	23.34	6.02	50.0	± 9.6 %
		Y	7.20	73.62	22.20		50.0	
		Z	7.51	75.27	23.22		50.0	
10309-AAA	IEEE 802.16e WiMAX (29:18, 10ms, 10MHz, 16QAM, AMC 2x3, 18 symbols)	X	7.44	74.18	22.99	6.02	50.0	± 9.6 %
		Y	7.11	72.71	22.00		50.0	
		Z	7.33	74.08	22.90		50.0	
10310-AAA	IEEE 802.16e WiMAX (29:18, 10ms, 10MHz, QPSK, AMC 2x3, 18 symbols)	X	7.36	74.18	22.87	6.02	50.0	± 9.6 %
		Y	7.02	72.66	21.86		50.0	
		Z	7.24	74.05	22.76		50.0	
10311-AAA	LTE-FDD (SC-FDMA, 100% RB, 15 MHz, QPSK)	X	3.41	70.03	16.61	0.00	150.0	± 9.6 %
		Y	3.32	69.51	16.42		150.0	
		Z	3.45	70.34	16.87		150.0	
10313-AAA	IDEN 1:3	X	7.37	77.22	18.46	6.99	70.0	± 9.6 %
		Y	7.49	77.91	19.05		70.0	
		Z	7.96	79.06	19.32		70.0	
10314-AAA	IDEN 1:6	X	8.75	81.12	22.17	10.00	30.0	± 9.6 %
		Y	8.84	81.70	22.74		30.0	
		Z	9.56	83.47	23.24		30.0	
10315-AAB	IEEE 802.11b WiFi 2.4 GHz (DSSS, 1 Mbps, 96pc duty cycle)	X	1.18	65.17	15.98	0.17	150.0	± 9.6 %
		Y	1.19	64.74	15.68		150.0	
		Z	1.21	65.44	16.26		150.0	
10316-AAB	IEEE 802.11g WiFi 2.4 GHz (ERP-OFDM, 6 Mbps, 96pc duty cycle)	X	4.83	66.99	16.50	0.17	150.0	± 9.6 %
		Y	4.83	66.97	16.48		150.0	
		Z	4.83	67.11	16.58		150.0	
10317-AAB	IEEE 802.11a WiFi 5 GHz (OFDM, 6 Mbps, 96pc duty cycle)	X	4.83	66.99	16.50	0.17	150.0	± 9.6 %
		Y	4.83	66.97	16.48		150.0	
		Z	4.83	67.11	16.58		150.0	
10400-AAC	IEEE 802.11ac WiFi (20MHz, 64-QAM, 99pc duty cycle)	X	4.95	67.24	16.40	0.00	150.0	± 9.6 %
		Y	4.92	67.19	16.36		150.0	
		Z	4.94	67.35	16.49		150.0	
10401-AAC	IEEE 802.11ac WiFi (40MHz, 64-QAM, 99pc duty cycle)	X	5.53	67.22	16.43	0.00	150.0	± 9.6 %
		Y	5.54	67.25	16.44		150.0	
		Z	5.54	67.37	16.53		150.0	

10402-AAC	IEEE 802.11ac WiFi (80MHz, 64-QAM, 99pc duty cycle)	X	5.85	67.86	16.58	0.00	150.0	± 9.6 %
		Y	5.85	67.83	16.57		150.0	
		Z	5.85	67.95	16.65		150.0	
10403-AAB	CDMA2000 (1xEV-DO, Rev. 0)	X	1.82	70.77	15.90	0.00	115.0	± 9.6 %
		Y	1.72	69.89	15.40		115.0	
		Z	1.95	72.06	16.51		115.0	
10404-AAB	CDMA2000 (1xEV-DO, Rev. A)	X	1.82	70.77	15.90	0.00	115.0	± 9.6 %
		Y	1.72	69.89	15.40		115.0	
		Z	1.95	72.06	16.51		115.0	
10406-AAB	CDMA2000, RC3, SO32, SCH0, Full Rate	X	100.00	122.48	31.59	0.00	100.0	± 9.6 %
		Y	100.00	122.39	31.44		100.0	
		Z	100.00	123.91	32.06		100.0	
10410-AAA	LTE-TDD (SC-FDMA, 1 RB, 10 MHz, QPSK, UL Subframe=2,3,4,7,8,9)	X	100.00	119.39	30.70	3.23	80.0	± 9.6 %
		Y	100.00	120.18	31.03		80.0	
		Z	100.00	120.31	30.97		80.0	
10415-AAA	IEEE 802.11b WiFi 2.4 GHz (DSSS, 1 Mbps, 99pc duty cycle)	X	1.00	63.40	15.00	0.00	150.0	± 9.6 %
		Y	1.03	63.13	14.76		150.0	
		Z	1.04	63.74	15.31		150.0	
10416-AAA	IEEE 802.11g WiFi 2.4 GHz (ERP-OFDM, 6 Mbps, 99pc duty cycle)	X	4.72	66.80	16.33	0.00	150.0	± 9.6 %
		Y	4.71	66.79	16.30		150.0	
		Z	4.72	66.93	16.41		150.0	
10417-AAA	IEEE 802.11a/h WiFi 5 GHz (OFDM, 6 Mbps, 99pc duty cycle)	X	4.72	66.80	16.33	0.00	150.0	± 9.6 %
		Y	4.71	66.79	16.30		150.0	
		Z	4.72	66.93	16.41		150.0	
10418-AAA	IEEE 802.11g WiFi 2.4 GHz (DSSS-OFDM, 6 Mbps, 99pc duty cycle, Long preamble)	X	4.70	66.93	16.32	0.00	150.0	± 9.6 %
		Y	4.69	66.92	16.30		150.0	
		Z	4.70	67.07	16.41		150.0	
10419-AAA	IEEE 802.11g WiFi 2.4 GHz (DSSS-OFDM, 6 Mbps, 99pc duty cycle, Short preamble)	X	4.73	66.90	16.34	0.00	150.0	± 9.6 %
		Y	4.72	66.88	16.31		150.0	
		Z	4.73	67.03	16.42		150.0	
10422-AAA	IEEE 802.11n (HT Greenfield, 7.2 Mbps, BPSK)	X	4.86	66.91	16.35	0.00	150.0	± 9.6 %
		Y	4.85	66.90	16.33		150.0	
		Z	4.86	67.04	16.44		150.0	
10423-AAA	IEEE 802.11n (HT Greenfield, 43.3 Mbps, 16-QAM)	X	5.08	67.33	16.51	0.00	150.0	± 9.6 %
		Y	5.06	67.29	16.47		150.0	
		Z	5.07	67.43	16.58		150.0	
10424-AAA	IEEE 802.11n (HT Greenfield, 72.2 Mbps, 64-QAM)	X	4.99	67.25	16.46	0.00	150.0	± 9.6 %
		Y	4.97	67.22	16.43		150.0	
		Z	4.98	67.37	16.54		150.0	
10425-AAA	IEEE 802.11n (HT Greenfield, 15 Mbps, BPSK)	X	5.55	67.62	16.62	0.00	150.0	± 9.6 %
		Y	5.54	67.58	16.60		150.0	
		Z	5.54	67.69	16.68		150.0	
10426-AAA	IEEE 802.11n (HT Greenfield, 90 Mbps, 16-QAM)	X	5.56	67.65	16.63	0.00	150.0	± 9.6 %
		Y	5.55	67.62	16.61		150.0	
		Z	5.55	67.73	16.70		150.0	

10427-AAA	IEEE 802.11n (HT Greenfield, 150 Mbps, 64-QAM)	X	5.59	67.68	16.64	0.00	150.0	± 9.6 %
		Y	5.57	67.63	16.62		150.0	
		Z	5.58	67.75	16.70		150.0	
10430-AAA	LTE-FDD (OFDMA, 5 MHz, E-TM 3.1)	X	4.40	70.01	18.10	0.00	150.0	± 9.6 %
		Y	4.43	70.35	18.24		150.0	
		Z	4.41	70.36	18.25		150.0	
10431-AAA	LTE-FDD (OFDMA, 10 MHz, E-TM 3.1)	X	4.49	67.37	16.43	0.00	150.0	± 9.6 %
		Y	4.45	67.33	16.37		150.0	
		Z	4.47	67.52	16.51		150.0	
10432-AAA	LTE-FDD (OFDMA, 15 MHz, E-TM 3.1)	X	4.77	67.29	16.44	0.00	150.0	± 9.6 %
		Y	4.74	67.25	16.40		150.0	
		Z	4.75	67.42	16.53		150.0	
10433-AAA	LTE-FDD (OFDMA, 20 MHz, E-TM 3.1)	X	5.00	67.31	16.50	0.00	150.0	± 9.6 %
		Y	4.98	67.27	16.46		150.0	
		Z	4.99	67.42	16.57		150.0	
10434-AAA	W-CDMA (BS Test Model 1, 64 DPCH)	X	4.48	70.64	18.10	0.00	150.0	± 9.6 %
		Y	4.52	71.07	18.25		150.0	
		Z	4.50	71.08	18.27		150.0	
10435-AAA	LTE-TDD (SC-FDMA, 1 RB, 20 MHz, QPSK, UL Subframe=2,3,4,7,8,9)	X	100.00	119.25	30.64	3.23	80.0	± 9.6 %
		Y	100.00	120.04	30.96		80.0	
		Z	100.00	120.17	30.90		80.0	
10447-AAA	LTE-FDD (OFDMA, 5 MHz, E-TM 3.1, Clipping 44%)	X	3.81	67.43	16.04	0.00	150.0	± 9.6 %
		Y	3.77	67.36	15.92		150.0	
		Z	3.80	67.63	16.11		150.0	
10448-AAA	LTE-FDD (OFDMA, 10 MHz, E-TM 3.1, Clipping 44%)	X	4.29	67.14	16.28	0.00	150.0	± 9.6 %
		Y	4.27	67.10	16.23		150.0	
		Z	4.28	67.30	16.37		150.0	
10449-AAA	LTE-FDD (OFDMA, 15 MHz, E-TM 3.1, Clipping 44%)	X	4.54	67.10	16.34	0.00	150.0	± 9.6 %
		Y	4.52	67.07	16.30		150.0	
		Z	4.53	67.24	16.43		150.0	
10450-AAA	LTE-FDD (OFDMA, 20 MHz, E-TM 3.1, Clipping 44%)	X	4.71	67.05	16.35	0.00	150.0	± 9.6 %
		Y	4.70	67.01	16.31		150.0	
		Z	4.71	67.17	16.43		150.0	
10451-AAA	W-CDMA (BS Test Model 1, 64 DPCH, Clipping 44%)	X	3.76	67.73	15.85	0.00	150.0	± 9.6 %
		Y	3.70	67.65	15.70		150.0	
		Z	3.74	67.97	15.92		150.0	
10456-AAA	IEEE 802.11ac WiFi (160MHz, 64-QAM, 99pc duty cycle)	X	6.40	68.27	16.81	0.00	150.0	± 9.6 %
		Y	6.40	68.22	16.78		150.0	
		Z	6.39	68.32	16.85		150.0	
10457-AAA	UMTS-FDD (DC-HSDPA)	X	3.86	65.46	16.08	0.00	150.0	± 9.6 %
		Y	3.88	65.42	16.03		150.0	
		Z	3.88	65.58	16.16		150.0	
10458-AAA	CDMA2000 (1xEV-DO, Rev. B, 2 carriers)	X	3.55	66.84	15.36	0.00	150.0	± 9.6 %
		Y	3.51	66.84	15.20		150.0	
		Z	3.55	67.17	15.43		150.0	
10459-AAA	CDMA2000 (1xEV-DO, Rev. B, 3 carriers)	X	4.71	65.21	16.07	0.00	150.0	± 9.6 %
		Y	4.63	65.09	15.89		150.0	
		Z	4.67	65.34	16.07		150.0	

10460-AAA	UMTS-FDD (WCDMA, AMR)	X	0.99	70.26	17.25	0.00	150.0	± 9.6 %
		Y	0.94	68.45	16.37		150.0	
		Z	1.07	71.18	17.96		150.0	
10461-AAA	LTE-TDD (SC-FDMA, 1 RB, 1.4 MHz, QPSK, UL Subframe=2,3,4,7,8,9)	X	100.00	122.02	31.99	3.29	80.0	± 9.6 %
		Y	100.00	122.59	32.22		80.0	
		Z	100.00	122.98	32.28		80.0	
10462-AAA	LTE-TDD (SC-FDMA, 1 RB, 1.4 MHz, 16-QAM, UL Subframe=2,3,4,7,8,9)	X	100.00	109.85	26.14	3.23	80.0	± 9.6 %
		Y	100.00	110.36	26.33		80.0	
		Z	100.00	110.34	26.21		80.0	
10463-AAA	LTE-TDD (SC-FDMA, 1 RB, 1.4 MHz, 64-QAM, UL Subframe=2,3,4,7,8,9)	X	100.00	107.53	25.02	3.23	80.0	± 9.6 %
		Y	100.00	107.98	25.17		80.0	
		Z	100.00	107.85	25.00		80.0	
10464-AAA	LTE-TDD (SC-FDMA, 1 RB, 3 MHz, QPSK, UL Subframe=2,3,4,7,8,9)	X	100.00	120.45	31.12	3.23	80.0	± 9.6 %
		Y	100.00	121.00	31.33		80.0	
		Z	100.00	121.35	31.38		80.0	
10465-AAA	LTE-TDD (SC-FDMA, 1 RB, 3 MHz, 16-QAM, UL Subframe=2,3,4,7,8,9)	X	100.00	109.46	25.94	3.23	80.0	± 9.6 %
		Y	100.00	109.95	26.11		80.0	
		Z	100.00	109.93	25.99		80.0	
10466-AAA	LTE-TDD (SC-FDMA, 1 RB, 3 MHz, 64-QAM, UL Subframe=2,3,4,7,8,9)	X	100.00	107.15	24.83	3.23	80.0	± 9.6 %
		Y	100.00	107.57	24.97		80.0	
		Z	100.00	107.44	24.80		80.0	
10467-AAA	LTE-TDD (SC-FDMA, 1 RB, 5 MHz, QPSK, UL Subframe=2,3,4,7,8,9)	X	100.00	120.62	31.20	3.23	80.0	± 9.6 %
		Y	100.00	121.18	31.42		80.0	
		Z	100.00	121.53	31.46		80.0	
10468-AAA	LTE-TDD (SC-FDMA, 1 RB, 5 MHz, 16-QAM, UL Subframe=2,3,4,7,8,9)	X	100.00	109.57	26.00	3.23	80.0	± 9.6 %
		Y	100.00	110.07	26.17		80.0	
		Z	100.00	110.05	26.05		80.0	
10469-AAA	LTE-TDD (SC-FDMA, 1 RB, 5 MHz, 64-QAM, UL Subframe=2,3,4,7,8,9)	X	100.00	107.16	24.83	3.23	80.0	± 9.6 %
		Y	100.00	107.58	24.96		80.0	
		Z	100.00	107.45	24.80		80.0	
10470-AAA	LTE-TDD (SC-FDMA, 1 RB, 10 MHz, QPSK, UL Subframe=2,3,4,7,8,9)	X	100.00	120.64	31.20	3.23	80.0	± 9.6 %
		Y	100.00	121.21	31.42		80.0	
		Z	100.00	121.56	31.46		80.0	
10471-AAA	LTE-TDD (SC-FDMA, 1 RB, 10 MHz, 16-QAM, UL Subframe=2,3,4,7,8,9)	X	100.00	109.54	25.97	3.23	80.0	± 9.6 %
		Y	100.00	110.04	26.15		80.0	
		Z	100.00	110.01	26.03		80.0	
10472-AAA	LTE-TDD (SC-FDMA, 1 RB, 10 MHz, 64-QAM, UL Subframe=2,3,4,7,8,9)	X	100.00	107.12	24.81	3.23	80.0	± 9.6 %
		Y	100.00	107.54	24.94		80.0	
		Z	100.00	107.41	24.78		80.0	
10473-AAA	LTE-TDD (SC-FDMA, 1 RB, 15 MHz, QPSK, UL Subframe=2,3,4,7,8,9)	X	100.00	120.62	31.19	3.23	80.0	± 9.6 %
		Y	100.00	121.18	31.41		80.0	
		Z	100.00	121.53	31.45		80.0	
10474-AAA	LTE-TDD (SC-FDMA, 1 RB, 15 MHz, 16-QAM, UL Subframe=2,3,4,7,8,9)	X	100.00	109.55	25.98	3.23	80.0	± 9.6 %
		Y	100.00	110.05	26.15		80.0	
		Z	100.00	110.03	26.03		80.0	
10475-AAA	LTE-TDD (SC-FDMA, 1 RB, 15 MHz, 64-QAM, UL Subframe=2,3,4,7,8,9)	X	100.00	107.13	24.81	3.23	80.0	± 9.6 %
		Y	100.00	107.55	24.95		80.0	
		Z	100.00	107.42	24.78		80.0	

10477-AAA	LTE-TDD (SC-FDMA, 1 RB, 20 MHz, 16-QAM, UL Subframe=2,3,4,7,8,9)	X	100.00	109.42	25.91	3.23	80.0	± 9.6 %
		Y	100.00	109.91	26.09		80.0	
		Z	100.00	109.89	25.96		80.0	
10478-AAA	LTE-TDD (SC-FDMA, 1 RB, 20 MHz, 64-QAM, UL Subframe=2,3,4,7,8,9)	X	100.00	107.10	24.80	3.23	80.0	± 9.6 %
		Y	100.00	107.52	24.93		80.0	
		Z	100.00	107.38	24.76		80.0	
10479-AAA	LTE-TDD (SC-FDMA, 50% RB, 1.4 MHz, QPSK, UL Subframe=2,3,4,7,8,9)	X	15.27	94.34	26.55	3.23	80.0	± 9.6 %
		Y	13.93	92.73	25.91		80.0	
		Z	13.69	92.81	25.94		80.0	
10480-AAA	LTE-TDD (SC-FDMA, 50% RB, 1.4 MHz, 16-QAM, UL Subframe=2,3,4,7,8,9)	X	17.85	91.69	24.29	3.23	80.0	± 9.6 %
		Y	17.05	90.96	23.91		80.0	
		Z	15.74	90.05	23.61		80.0	
10481-AAA	LTE-TDD (SC-FDMA, 50% RB, 1.4 MHz, 64-QAM, UL Subframe=2,3,4,7,8,9)	X	16.05	89.42	23.31	3.23	80.0	± 9.6 %
		Y	15.20	88.58	22.88		80.0	
		Z	14.01	87.66	22.58		80.0	
10482-AAA	LTE-TDD (SC-FDMA, 50% RB, 3 MHz, QPSK, UL Subframe=2,3,4,7,8,9)	X	6.46	79.79	20.49	2.23	80.0	± 9.6 %
		Y	6.00	78.69	20.07		80.0	
		Z	6.94	81.30	21.05		80.0	
10483-AAA	LTE-TDD (SC-FDMA, 50% RB, 3 MHz, 16-QAM, UL Subframe=2,3,4,7,8,9)	X	10.64	84.45	22.26	2.23	80.0	± 9.6 %
		Y	10.00	83.37	21.70		80.0	
		Z	9.59	82.97	21.54		80.0	
10484-AAA	LTE-TDD (SC-FDMA, 50% RB, 3 MHz, 64-QAM, UL Subframe=2,3,4,7,8,9)	X	9.96	83.22	21.86	2.23	80.0	± 9.6 %
		Y	9.31	82.09	21.27		80.0	
		Z	8.95	81.72	21.12		80.0	
10485-AAA	LTE-TDD (SC-FDMA, 50% RB, 5 MHz, QPSK, UL Subframe=2,3,4,7,8,9)	X	6.59	80.11	21.11	2.23	80.0	± 9.6 %
		Y	6.08	78.90	20.69		80.0	
		Z	6.88	81.28	21.62		80.0	
10486-AAA	LTE-TDD (SC-FDMA, 50% RB, 5 MHz, 16-QAM, UL Subframe=2,3,4,7,8,9)	X	5.22	73.82	18.61	2.23	80.0	± 9.6 %
		Y	5.09	73.44	18.41		80.0	
		Z	5.33	74.50	18.88		80.0	
10487-AAA	LTE-TDD (SC-FDMA, 50% RB, 5 MHz, 64-QAM, UL Subframe=2,3,4,7,8,9)	X	5.19	73.39	18.45	2.23	80.0	± 9.6 %
		Y	5.06	73.02	18.24		80.0	
		Z	5.27	73.99	18.68		80.0	
10488-AAA	LTE-TDD (SC-FDMA, 50% RB, 10 MHz, QPSK, UL Subframe=2,3,4,7,8,9)	X	6.39	78.18	20.73	2.23	80.0	± 9.6 %
		Y	5.97	77.14	20.41		80.0	
		Z	6.48	78.88	21.13		80.0	
10489-AAA	LTE-TDD (SC-FDMA, 50% RB, 10 MHz, 16-QAM, UL Subframe=2,3,4,7,8,9)	X	5.20	72.70	18.88	2.23	80.0	± 9.6 %
		Y	5.07	72.27	18.71		80.0	
		Z	5.21	73.04	19.09		80.0	
10490-AAA	LTE-TDD (SC-FDMA, 50% RB, 10 MHz, 64-QAM, UL Subframe=2,3,4,7,8,9)	X	5.24	72.29	18.75	2.23	80.0	± 9.6 %
		Y	5.12	71.92	18.59		80.0	
		Z	5.24	72.63	18.94		80.0	
10491-AAA	LTE-TDD (SC-FDMA, 50% RB, 15 MHz, QPSK, UL Subframe=2,3,4,7,8,9)	X	6.02	75.43	19.78	2.23	80.0	± 9.6 %
		Y	5.76	74.73	19.57		80.0	
		Z	6.05	75.89	20.09		80.0	
10492-AAA	LTE-TDD (SC-FDMA, 50% RB, 15 MHz, 16-QAM, UL Subframe=2,3,4,7,8,9)	X	5.38	71.48	18.58	2.23	80.0	± 9.6 %
		Y	5.27	71.13	18.44		80.0	
		Z	5.35	71.71	18.74		80.0	

10493-AAA	LTE-TDD (SC-FDMA, 50% RB, 15 MHz, 64-QAM, UL Subframe=2,3,4,7,8,9)	X	5.42	71.24	18.51	2.23	80.0	± 9.6 %
		Y	5.32	70.91	18.38		80.0	
		Z	5.40	71.45	18.66		80.0	
10494-AAA	LTE-TDD (SC-FDMA, 50% RB, 20 MHz, QPSK, UL Subframe=2,3,4,7,8,9)	X	6.80	77.48	20.35	2.23	80.0	± 9.6 %
		Y	6.41	76.59	20.10		80.0	
		Z	6.87	78.03	20.70		80.0	
10495-AAA	LTE-TDD (SC-FDMA, 50% RB, 20 MHz, 16-QAM, UL Subframe=2,3,4,7,8,9)	X	5.50	72.14	18.82	2.23	80.0	± 9.6 %
		Y	5.37	71.71	18.66		80.0	
		Z	5.48	72.35	18.98		80.0	
10496-AAA	LTE-TDD (SC-FDMA, 50% RB, 20 MHz, 64-QAM, UL Subframe=2,3,4,7,8,9)	X	5.52	71.65	18.67	2.23	80.0	± 9.6 %
		Y	5.40	71.28	18.53		80.0	
		Z	5.49	71.85	18.82		80.0	
10497-AAA	LTE-TDD (SC-FDMA, 100% RB, 1.4 MHz, QPSK, UL Subframe=2,3,4,7,8,9)	X	5.51	77.56	19.18	2.23	80.0	± 9.6 %
		Y	5.11	76.42	18.67		80.0	
		Z	5.89	78.83	19.60		80.0	
10498-AAA	LTE-TDD (SC-FDMA, 100% RB, 1.4 MHz, 16-QAM, UL Subframe=2,3,4,7,8,9)	X	4.31	71.42	16.10	2.23	80.0	± 9.6 %
		Y	4.05	70.52	15.58		80.0	
		Z	4.34	71.77	16.11		80.0	
10499-AAA	LTE-TDD (SC-FDMA, 100% RB, 1.4 MHz, 64-QAM, UL Subframe=2,3,4,7,8,9)	X	4.27	70.94	15.80	2.23	80.0	± 9.6 %
		Y	3.98	70.00	15.24		80.0	
		Z	4.25	71.16	15.75		80.0	
10500-AAA	LTE-TDD (SC-FDMA, 100% RB, 3 MHz, QPSK, UL Subframe=2,3,4,7,8,9)	X	6.24	78.61	20.73	2.23	80.0	± 9.6 %
		Y	5.82	77.56	20.37		80.0	
		Z	6.42	79.55	21.18		80.0	
10501-AAA	LTE-TDD (SC-FDMA, 100% RB, 3 MHz, 16-QAM, UL Subframe=2,3,4,7,8,9)	X	5.18	73.19	18.64	2.23	80.0	± 9.6 %
		Y	5.05	72.81	18.45		80.0	
		Z	5.24	73.73	18.88		80.0	
10502-AAA	LTE-TDD (SC-FDMA, 100% RB, 3 MHz, 64-QAM, UL Subframe=2,3,4,7,8,9)	X	5.20	72.88	18.49	2.23	80.0	± 9.6 %
		Y	5.09	72.56	18.32		80.0	
		Z	5.26	73.41	18.72		80.0	
10503-AAA	LTE-TDD (SC-FDMA, 100% RB, 5 MHz, QPSK, UL Subframe=2,3,4,7,8,9)	X	6.31	77.98	20.65	2.23	80.0	± 9.6 %
		Y	5.89	76.94	20.32		80.0	
		Z	6.40	78.67	21.04		80.0	
10504-AAA	LTE-TDD (SC-FDMA, 100% RB, 5 MHz, 16-QAM, UL Subframe=2,3,4,7,8,9)	X	5.18	72.62	18.84	2.23	80.0	± 9.6 %
		Y	5.05	72.19	18.66		80.0	
		Z	5.18	72.96	19.04		80.0	
10505-AAA	LTE-TDD (SC-FDMA, 100% RB, 5 MHz, 64-QAM, UL Subframe=2,3,4,7,8,9)	X	5.22	72.20	18.70	2.23	80.0	± 9.6 %
		Y	5.10	71.83	18.54		80.0	
		Z	5.22	72.54	18.90		80.0	
10506-AAA	LTE-TDD (SC-FDMA, 100% RB, 10 MHz, QPSK, UL Subframe=2,3,4,7,8,9)	X	6.75	77.34	20.29	2.23	80.0	± 9.6 %
		Y	6.36	76.44	20.03		80.0	
		Z	6.81	77.88	20.63		80.0	
10507-AAA	LTE-TDD (SC-FDMA, 100% RB, 10 MHz, 16-QAM, UL Subframe=2,3,4,7,8,9)	X	5.48	72.08	18.79	2.23	80.0	± 9.6 %
		Y	5.35	71.65	18.63		80.0	
		Z	5.46	72.29	18.95		80.0	

10508-AAA	LTE-TDD (SC-FDMA, 100% RB, 10 MHz, 64-QAM, UL Subframe=2,3,4,7,8,9)	X	5.50	71.59	18.63	2.23	80.0	± 9.6 %
		Y	5.38	71.22	18.49		80.0	
		Z	5.47	71.78	18.79		80.0	
10509-AAA	LTE-TDD (SC-FDMA, 100% RB, 15 MHz, QPSK, UL Subframe=2,3,4,7,8,9)	X	6.53	74.93	19.40	2.23	80.0	± 9.6 %
		Y	6.29	74.36	19.25		80.0	
		Z	6.55	75.31	19.67		80.0	
10510-AAA	LTE-TDD (SC-FDMA, 100% RB, 15 MHz, 16-QAM, UL Subframe=2,3,4,7,8,9)	X	5.88	71.44	18.58	2.23	80.0	± 9.6 %
		Y	5.77	71.08	18.45		80.0	
		Z	5.84	71.58	18.71		80.0	
10511-AAA	LTE-TDD (SC-FDMA, 100% RB, 15 MHz, 64-QAM, UL Subframe=2,3,4,7,8,9)	X	5.87	71.05	18.47	2.23	80.0	± 9.6 %
		Y	5.77	70.72	18.36		80.0	
		Z	5.83	71.17	18.60		80.0	
10512-AAA	LTE-TDD (SC-FDMA, 100% RB, 20 MHz, QPSK, UL Subframe=2,3,4,7,8,9)	X	7.22	77.19	20.09	2.23	80.0	± 9.6 %
		Y	6.85	76.38	19.87		80.0	
		Z	7.29	77.69	20.41		80.0	
10513-AAA	LTE-TDD (SC-FDMA, 100% RB, 20 MHz, 16-QAM, UL Subframe=2,3,4,7,8,9)	X	5.86	72.04	18.79	2.23	80.0	± 9.6 %
		Y	5.72	71.59	18.64		80.0	
		Z	5.82	72.17	18.93		80.0	
10514-AAA	LTE-TDD (SC-FDMA, 100% RB, 20 MHz, 64-QAM, UL Subframe=2,3,4,7,8,9)	X	5.77	71.41	18.61	2.23	80.0	± 9.6 %
		Y	5.66	71.02	18.47		80.0	
		Z	5.73	71.53	18.74		80.0	
10515-AAA	IEEE 802.11b WiFi 2.4 GHz (DSSS, 2 Mbps, 99pc duty cycle)	X	0.97	63.64	15.09	0.00	150.0	± 9.6 %
		Y	0.99	63.32	14.82		150.0	
		Z	1.01	63.99	15.42		150.0	
10516-AAA	IEEE 802.11b WiFi 2.4 GHz (DSSS, 5.5 Mbps, 99pc duty cycle)	X	0.78	76.08	19.79	0.00	150.0	± 9.6 %
		Y	0.63	70.67	17.47		150.0	
		Z	0.88	77.61	21.01		150.0	
10517-AAA	IEEE 802.11b WiFi 2.4 GHz (DSSS, 11 Mbps, 99pc duty cycle)	X	0.85	66.24	16.04	0.00	150.0	± 9.6 %
		Y	0.85	65.35	15.50		150.0	
		Z	0.89	66.77	16.53		150.0	
10518-AAA	IEEE 802.11a/h WiFi 5 GHz (OFDM, 9 Mbps, 99pc duty cycle)	X	4.72	66.89	16.32	0.00	150.0	± 9.6 %
		Y	4.71	66.87	16.28		150.0	
		Z	4.72	67.02	16.40		150.0	
10519-AAA	IEEE 802.11a/h WiFi 5 GHz (OFDM, 12 Mbps, 99pc duty cycle)	X	4.96	67.21	16.46	0.00	150.0	± 9.6 %
		Y	4.94	67.17	16.43		150.0	
		Z	4.94	67.32	16.54		150.0	
10520-AAA	IEEE 802.11a/h WiFi 5 GHz (OFDM, 18 Mbps, 99pc duty cycle)	X	4.80	67.20	16.39	0.00	150.0	± 9.6 %
		Y	4.78	67.15	16.36		150.0	
		Z	4.79	67.31	16.47		150.0	
10521-AAA	IEEE 802.11a/h WiFi 5 GHz (OFDM, 24 Mbps, 99pc duty cycle)	X	4.73	67.21	16.38	0.00	150.0	± 9.6 %
		Y	4.71	67.16	16.34		150.0	
		Z	4.72	67.32	16.46		150.0	
10522-AAA	IEEE 802.11a/h WiFi 5 GHz (OFDM, 36 Mbps, 99pc duty cycle)	X	4.77	67.11	16.38	0.00	150.0	± 9.6 %
		Y	4.75	67.11	16.36		150.0	
		Z	4.76	67.26	16.48		150.0	

10523-AAA	IEEE 802.11a/h WiFi 5 GHz (OFDM, 48 Mbps, 99pc duty cycle)	X	4.64	67.06	16.26	0.00	150.0	± 9.6 %
		Y	4.63	67.02	16.23		150.0	
		Z	4.64	67.19	16.35		150.0	
10524-AAA	IEEE 802.11a/h WiFi 5 GHz (OFDM, 54 Mbps, 99pc duty cycle)	X	4.73	67.10	16.38	0.00	150.0	± 9.6 %
		Y	4.71	67.08	16.36		150.0	
		Z	4.72	67.24	16.48		150.0	
10525-AAA	IEEE 802.11ac WiFi (20MHz, MCS0, 99pc duty cycle)	X	4.67	66.13	15.97	0.00	150.0	± 9.6 %
		Y	4.66	66.11	15.94		150.0	
		Z	4.67	66.26	16.06		150.0	
10526-AAA	IEEE 802.11ac WiFi (20MHz, MCS1, 99pc duty cycle)	X	4.89	66.55	16.11	0.00	150.0	± 9.6 %
		Y	4.87	66.51	16.09		150.0	
		Z	4.88	66.68	16.21		150.0	
10527-AAA	IEEE 802.11ac WiFi (20MHz, MCS2, 99pc duty cycle)	X	4.80	66.53	16.08	0.00	150.0	± 9.6 %
		Y	4.78	66.49	16.04		150.0	
		Z	4.79	66.66	16.17		150.0	
10528-AAA	IEEE 802.11ac WiFi (20MHz, MCS3, 99pc duty cycle)	X	4.82	66.56	16.11	0.00	150.0	± 9.6 %
		Y	4.80	66.51	16.08		150.0	
		Z	4.81	66.68	16.20		150.0	
10529-AAA	IEEE 802.11ac WiFi (20MHz, MCS4, 99pc duty cycle)	X	4.82	66.56	16.11	0.00	150.0	± 9.6 %
		Y	4.80	66.51	16.08		150.0	
		Z	4.81	66.68	16.20		150.0	
10531-AAA	IEEE 802.11ac WiFi (20MHz, MCS6, 99pc duty cycle)	X	4.84	66.72	16.14	0.00	150.0	± 9.6 %
		Y	4.82	66.67	16.11		150.0	
		Z	4.83	66.84	16.23		150.0	
10532-AAA	IEEE 802.11ac WiFi (20MHz, MCS7, 99pc duty cycle)	X	4.69	66.61	16.10	0.00	150.0	± 9.6 %
		Y	4.66	66.54	16.05		150.0	
		Z	4.68	66.72	16.18		150.0	
10533-AAA	IEEE 802.11ac WiFi (20MHz, MCS8, 99pc duty cycle)	X	4.84	66.57	16.08	0.00	150.0	± 9.6 %
		Y	4.81	66.53	16.05		150.0	
		Z	4.83	66.70	16.17		150.0	
10534-AAA	IEEE 802.11ac WiFi (40MHz, MCS0, 99pc duty cycle)	X	5.33	66.74	16.17	0.00	150.0	± 9.6 %
		Y	5.31	66.69	16.14		150.0	
		Z	5.32	66.83	16.24		150.0	
10535-AAA	IEEE 802.11ac WiFi (40MHz, MCS1, 99pc duty cycle)	X	5.40	66.88	16.22	0.00	150.0	± 9.6 %
		Y	5.39	66.83	16.19		150.0	
		Z	5.39	66.97	16.29		150.0	
10536-AAA	IEEE 802.11ac WiFi (40MHz, MCS2, 99pc duty cycle)	X	5.26	66.87	16.20	0.00	150.0	± 9.6 %
		Y	5.25	66.82	16.17		150.0	
		Z	5.26	66.97	16.28		150.0	
10537-AAA	IEEE 802.11ac WiFi (40MHz, MCS3, 99pc duty cycle)	X	5.33	66.84	16.18	0.00	150.0	± 9.6 %
		Y	5.32	66.80	16.16		150.0	
		Z	5.33	66.94	16.26		150.0	
10538-AAA	IEEE 802.11ac WiFi (40MHz, MCS4, 99pc duty cycle)	X	5.46	66.94	16.27	0.00	150.0	± 9.6 %
		Y	5.44	66.88	16.24		150.0	
		Z	5.44	67.01	16.34		150.0	
10540-AAA	IEEE 802.11ac WiFi (40MHz, MCS6, 99pc duty cycle)	X	5.34	66.86	16.25	0.00	150.0	± 9.6 %
		Y	5.33	66.81	16.22		150.0	
		Z	5.34	66.95	16.32		150.0	

10541-AAA	IEEE 802.11ac WiFi (40MHz, MCS7, 99pc duty cycle)	X	5.34	66.83	16.23	0.00	150.0	± 9.6 %
		Y	5.32	66.74	16.19		150.0	
		Z	5.33	66.88	16.29		150.0	
10542-AAA	IEEE 802.11ac WiFi (40MHz, MCS8, 99pc duty cycle)	X	5.48	66.80	16.24	0.00	150.0	± 9.6 %
		Y	5.47	66.76	16.21		150.0	
		Z	5.47	66.89	16.31		150.0	
10543-AAA	IEEE 802.11ac WiFi (40MHz, MCS9, 99pc duty cycle)	X	5.58	66.84	16.26	0.00	150.0	± 9.6 %
		Y	5.55	66.78	16.23		150.0	
		Z	5.56	66.91	16.32		150.0	
10544-AAA	IEEE 802.11ac WiFi (80MHz, MCS0, 99pc duty cycle)	X	5.59	66.84	16.14	0.00	150.0	± 9.6 %
		Y	5.59	66.80	16.12		150.0	
		Z	5.59	66.93	16.22		150.0	
10545-AAA	IEEE 802.11ac WiFi (80MHz, MCS1, 99pc duty cycle)	X	5.80	67.23	16.27	0.00	150.0	± 9.6 %
		Y	5.81	67.21	16.27		150.0	
		Z	5.81	67.33	16.35		150.0	
10546-AAA	IEEE 802.11ac WiFi (80MHz, MCS2, 99pc duty cycle)	X	5.70	67.16	16.26	0.00	150.0	± 9.6 %
		Y	5.69	67.10	16.23		150.0	
		Z	5.70	67.23	16.32		150.0	
10547-AAA	IEEE 802.11ac WiFi (80MHz, MCS3, 99pc duty cycle)	X	5.80	67.24	16.29	0.00	150.0	± 9.6 %
		Y	5.78	67.16	16.25		150.0	
		Z	5.79	67.29	16.34		150.0	
10548-AAA	IEEE 802.11ac WiFi (80MHz, MCS4, 99pc duty cycle)	X	6.11	68.33	16.80	0.00	150.0	± 9.6 %
		Y	6.11	68.30	16.79		150.0	
		Z	6.10	68.40	16.87		150.0	
10550-AAA	IEEE 802.11ac WiFi (80MHz, MCS6, 99pc duty cycle)	X	5.72	67.09	16.23	0.00	150.0	± 9.6 %
		Y	5.71	67.04	16.21		150.0	
		Z	5.72	67.17	16.30		150.0	
10551-AAA	IEEE 802.11ac WiFi (80MHz, MCS7, 99pc duty cycle)	X	5.74	67.22	16.25	0.00	150.0	± 9.6 %
		Y	5.73	67.16	16.23		150.0	
		Z	5.74	67.28	16.32		150.0	
10552-AAA	IEEE 802.11ac WiFi (80MHz, MCS8, 99pc duty cycle)	X	5.64	66.96	16.15	0.00	150.0	± 9.6 %
		Y	5.63	66.91	16.12		150.0	
		Z	5.63	67.04	16.21		150.0	
10553-AAA	IEEE 802.11ac WiFi (80MHz, MCS9, 99pc duty cycle)	X	5.73	67.00	16.19	0.00	150.0	± 9.6 %
		Y	5.72	66.95	16.17		150.0	
		Z	5.73	67.08	16.26		150.0	
10554-AAA	IEEE 1602.11ac WiFi (160MHz, MCS0, 99pc duty cycle)	X	5.98	67.23	16.24	0.00	150.0	± 9.6 %
		Y	5.99	67.19	16.23		150.0	
		Z	5.99	67.31	16.31		150.0	
10555-AAA	IEEE 1602.11ac WiFi (160MHz, MCS1, 99pc duty cycle)	X	6.16	67.63	16.41	0.00	150.0	± 9.6 %
		Y	6.15	67.55	16.37		150.0	
		Z	6.15	67.67	16.46		150.0	
10556-AAA	IEEE 1602.11ac WiFi (160MHz, MCS2, 99pc duty cycle)	X	6.15	67.58	16.38	0.00	150.0	± 9.6 %
		Y	6.15	67.54	16.36		150.0	
		Z	6.16	67.66	16.45		150.0	
10557-AAA	IEEE 1602.11ac WiFi (160MHz, MCS3, 99pc duty cycle)	X	6.15	67.59	16.40	0.00	150.0	± 9.6 %
		Y	6.15	67.52	16.38		150.0	
		Z	6.15	67.65	16.46		150.0	

10558-AAA	IEEE 1602.11ac WiFi (160MHz, MCS4, 99pc duty cycle)	X	6.22	67.79	16.52	0.00	150.0	± 9.6 %
		Y	6.21	67.72	16.49		150.0	
		Z	6.21	67.84	16.57		150.0	
10560-AAA	IEEE 1602.11ac WiFi (160MHz, MCS6, 99pc duty cycle)	X	6.21	67.62	16.48	0.00	150.0	± 9.6 %
		Y	6.20	67.54	16.44		150.0	
		Z	6.21	67.67	16.52		150.0	
10561-AAA	IEEE 1602.11ac WiFi (160MHz, MCS7, 99pc duty cycle)	X	6.12	67.56	16.48	0.00	150.0	± 9.6 %
		Y	6.11	67.49	16.45		150.0	
		Z	6.11	67.62	16.54		150.0	
10562-AAA	IEEE 1602.11ac WiFi (160MHz, MCS8, 99pc duty cycle)	X	6.29	68.09	16.75	0.00	150.0	± 9.6 %
		Y	6.28	68.00	16.71		150.0	
		Z	6.28	68.13	16.80		150.0	
10563-AAA	IEEE 1602.11ac WiFi (160MHz, MCS9, 99pc duty cycle)	X	6.54	68.36	16.83	0.00	150.0	± 9.6 %
		Y	6.57	68.41	16.85		150.0	
		Z	6.57	68.51	16.93		150.0	
10564-AAA	IEEE 802.11g WiFi 2.4 GHz (DSSS-OFDM, 9 Mbps, 99pc duty cycle)	X	5.06	67.04	16.51	0.46	150.0	± 9.6 %
		Y	5.05	67.01	16.47		150.0	
		Z	5.06	67.15	16.59		150.0	
10565-AAA	IEEE 802.11g WiFi 2.4 GHz (DSSS-OFDM, 12 Mbps, 99pc duty cycle)	X	5.34	67.54	16.84	0.46	150.0	± 9.6 %
		Y	5.32	67.51	16.80		150.0	
		Z	5.33	67.64	16.90		150.0	
10566-AAA	IEEE 802.11g WiFi 2.4 GHz (DSSS-OFDM, 18 Mbps, 99pc duty cycle)	X	5.17	67.43	16.67	0.46	150.0	± 9.6 %
		Y	5.15	67.38	16.64		150.0	
		Z	5.16	67.53	16.75		150.0	
10567-AAA	IEEE 802.11g WiFi 2.4 GHz (DSSS-OFDM, 24 Mbps, 99pc duty cycle)	X	5.19	67.79	16.99	0.46	150.0	± 9.6 %
		Y	5.18	67.77	16.98		150.0	
		Z	5.18	67.89	17.07		150.0	
10568-AAA	IEEE 802.11g WiFi 2.4 GHz (DSSS-OFDM, 36 Mbps, 99pc duty cycle)	X	5.08	67.13	16.42	0.46	150.0	± 9.6 %
		Y	5.06	67.09	16.38		150.0	
		Z	5.07	67.25	16.51		150.0	
10569-AAA	IEEE 802.11g WiFi 2.4 GHz (DSSS-OFDM, 48 Mbps, 99pc duty cycle)	X	5.13	67.78	16.99	0.46	150.0	± 9.6 %
		Y	5.12	67.79	17.00		150.0	
		Z	5.12	67.90	17.08		150.0	
10570-AAA	IEEE 802.11g WiFi 2.4 GHz (DSSS-OFDM, 54 Mbps, 99pc duty cycle)	X	5.17	67.61	16.93	0.46	150.0	± 9.6 %
		Y	5.16	67.61	16.93		150.0	
		Z	5.16	67.74	17.02		150.0	
10571-AAA	IEEE 802.11b WiFi 2.4 GHz (DSSS, 1 Mbps, 90pc duty cycle)	X	1.39	66.83	16.76	0.46	130.0	± 9.6 %
		Y	1.39	66.19	16.38		130.0	
		Z	1.42	67.03	17.01		130.0	
10572-AAA	IEEE 802.11b WiFi 2.4 GHz (DSSS, 2 Mbps, 90pc duty cycle)	X	1.43	67.56	17.16	0.46	130.0	± 9.6 %
		Y	1.42	66.85	16.75		130.0	
		Z	1.46	67.77	17.42		130.0	
10573-AAA	IEEE 802.11b WiFi 2.4 GHz (DSSS, 5.5 Mbps, 90pc duty cycle)	X	18.61	116.47	31.43	0.46	130.0	± 9.6 %
		Y	4.07	92.61	25.14		130.0	
		Z	21.94	121.24	33.33		130.0	
10574-AAA	IEEE 802.11b WiFi 2.4 GHz (DSSS, 11 Mbps, 90pc duty cycle)	X	1.85	75.72	20.80	0.46	130.0	± 9.6 %
		Y	1.71	73.65	19.92		130.0	
		Z	1.88	76.05	21.19		130.0	

10575-AAA	IEEE 802.11g WiFi 2.4 GHz (DSSS-OFDM, 6 Mbps, 90pc duty cycle)	X	4.89	66.92	16.62	0.46	130.0	± 9.6 %
		Y	4.88	66.90	16.59		130.0	
		Z	4.88	67.03	16.69		130.0	
10576-AAA	IEEE 802.11g WiFi 2.4 GHz (DSSS-OFDM, 9 Mbps, 90pc duty cycle)	X	4.91	67.07	16.68	0.46	130.0	± 9.6 %
		Y	4.91	67.06	16.65		130.0	
		Z	4.91	67.19	16.75		130.0	
10577-AAA	IEEE 802.11g WiFi 2.4 GHz (DSSS-OFDM, 12 Mbps, 90pc duty cycle)	X	5.16	67.42	16.86	0.46	130.0	± 9.6 %
		Y	5.15	67.40	16.83		130.0	
		Z	5.15	67.52	16.93		130.0	
10578-AAA	IEEE 802.11g WiFi 2.4 GHz (DSSS-OFDM, 18 Mbps, 90pc duty cycle)	X	5.06	67.59	16.95	0.46	130.0	± 9.6 %
		Y	5.04	67.58	16.94		130.0	
		Z	5.04	67.69	17.03		130.0	
10579-AAA	IEEE 802.11g WiFi 2.4 GHz (DSSS-OFDM, 24 Mbps, 90pc duty cycle)	X	4.84	67.04	16.37	0.46	130.0	± 9.6 %
		Y	4.82	66.95	16.30		130.0	
		Z	4.83	67.12	16.43		130.0	
10580-AAA	IEEE 802.11g WiFi 2.4 GHz (DSSS-OFDM, 36 Mbps, 90pc duty cycle)	X	4.88	66.96	16.35	0.46	130.0	± 9.6 %
		Y	4.86	66.90	16.28		130.0	
		Z	4.87	67.07	16.42		130.0	
10581-AAA	IEEE 802.11g WiFi 2.4 GHz (DSSS-OFDM, 48 Mbps, 90pc duty cycle)	X	4.97	67.71	16.92	0.46	130.0	± 9.6 %
		Y	4.95	67.68	16.90		130.0	
		Z	4.95	67.80	16.99		130.0	
10582-AAA	IEEE 802.11g WiFi 2.4 GHz (DSSS-OFDM, 54 Mbps, 90pc duty cycle)	X	4.80	66.79	16.17	0.46	130.0	± 9.6 %
		Y	4.77	66.69	16.09		130.0	
		Z	4.78	66.88	16.24		130.0	
10583-AAA	IEEE 802.11a/h WiFi 5 GHz (OFDM, 6 Mbps, 90pc duty cycle)	X	4.89	66.92	16.62	0.46	130.0	± 9.6 %
		Y	4.88	66.90	16.59		130.0	
		Z	4.88	67.03	16.69		130.0	
10584-AAA	IEEE 802.11a/h WiFi 5 GHz (OFDM, 9 Mbps, 90pc duty cycle)	X	4.91	67.07	16.68	0.46	130.0	± 9.6 %
		Y	4.91	67.06	16.65		130.0	
		Z	4.91	67.19	16.75		130.0	
10585-AAA	IEEE 802.11a/h WiFi 5 GHz (OFDM, 12 Mbps, 90pc duty cycle)	X	5.16	67.42	16.86	0.46	130.0	± 9.6 %
		Y	5.15	67.40	16.83		130.0	
		Z	5.15	67.52	16.93		130.0	
10586-AAA	IEEE 802.11a/h WiFi 5 GHz (OFDM, 18 Mbps, 90pc duty cycle)	X	5.06	67.59	16.95	0.46	130.0	± 9.6 %
		Y	5.04	67.58	16.94		130.0	
		Z	5.04	67.69	17.03		130.0	
10587-AAA	IEEE 802.11a/h WiFi 5 GHz (OFDM, 24 Mbps, 90pc duty cycle)	X	4.84	67.04	16.37	0.46	130.0	± 9.6 %
		Y	4.82	66.95	16.30		130.0	
		Z	4.83	67.12	16.43		130.0	
10588-AAA	IEEE 802.11a/h WiFi 5 GHz (OFDM, 36 Mbps, 90pc duty cycle)	X	4.88	66.96	16.35	0.46	130.0	± 9.6 %
		Y	4.86	66.90	16.28		130.0	
		Z	4.87	67.07	16.42		130.0	
10589-AAA	IEEE 802.11a/h WiFi 5 GHz (OFDM, 48 Mbps, 90pc duty cycle)	X	4.97	67.71	16.92	0.46	130.0	± 9.6 %
		Y	4.95	67.68	16.90		130.0	
		Z	4.95	67.80	16.99		130.0	
10590-AAA	IEEE 802.11a/h WiFi 5 GHz (OFDM, 54 Mbps, 90pc duty cycle)	X	4.80	66.79	16.17	0.46	130.0	± 9.6 %
		Y	4.77	66.69	16.09		130.0	
		Z	4.78	66.88	16.24		130.0	

10591-AAA	IEEE 802.11n (HT Mixed, 20MHz, MCS0, 90pc duty cycle)	X	5.03	66.97	16.70	0.46	130.0	± 9.6 %
		Y	5.03	66.96	16.68		130.0	
		Z	5.03	67.08	16.78		130.0	
10592-AAA	IEEE 802.11n (HT Mixed, 20MHz, MCS1, 90pc duty cycle)	X	5.22	67.32	16.82	0.46	130.0	± 9.6 %
		Y	5.21	67.31	16.80		130.0	
		Z	5.21	67.42	16.90		130.0	
10593-AAA	IEEE 802.11n (HT Mixed, 20MHz, MCS2, 90pc duty cycle)	X	5.16	67.30	16.75	0.46	130.0	± 9.6 %
		Y	5.14	67.27	16.71		130.0	
		Z	5.14	67.40	16.82		130.0	
10594-AAA	IEEE 802.11n (HT Mixed, 20MHz, MCS3, 90pc duty cycle)	X	5.20	67.42	16.87	0.46	130.0	± 9.6 %
		Y	5.19	67.41	16.85		130.0	
		Z	5.19	67.53	16.94		130.0	
10595-AAA	IEEE 802.11n (HT Mixed, 20MHz, MCS4, 90pc duty cycle)	X	5.19	67.42	16.79	0.46	130.0	± 9.6 %
		Y	5.17	67.39	16.76		130.0	
		Z	5.17	67.51	16.86		130.0	
10596-AAA	IEEE 802.11n (HT Mixed, 20MHz, MCS5, 90pc duty cycle)	X	5.12	67.41	16.79	0.46	130.0	± 9.6 %
		Y	5.11	67.38	16.76		130.0	
		Z	5.11	67.51	16.86		130.0	
10597-AAA	IEEE 802.11n (HT Mixed, 20MHz, MCS6, 90pc duty cycle)	X	5.08	67.37	16.71	0.46	130.0	± 9.6 %
		Y	5.06	67.32	16.67		130.0	
		Z	5.06	67.46	16.78		130.0	
10598-AAA	IEEE 802.11n (HT Mixed, 20MHz, MCS7, 90pc duty cycle)	X	5.06	67.63	16.97	0.46	130.0	± 9.6 %
		Y	5.04	67.59	16.94		130.0	
		Z	5.04	67.71	17.04		130.0	
10599-AAA	IEEE 802.11n (HT Mixed, 40MHz, MCS0, 90pc duty cycle)	X	5.70	67.60	16.89	0.46	130.0	± 9.6 %
		Y	5.70	67.57	16.88		130.0	
		Z	5.69	67.67	16.95		130.0	
10600-AAA	IEEE 802.11n (HT Mixed, 40MHz, MCS1, 90pc duty cycle)	X	5.96	68.36	17.25	0.46	130.0	± 9.6 %
		Y	5.93	68.27	17.19		130.0	
		Z	5.92	68.36	17.27		130.0	
10601-AAA	IEEE 802.11n (HT Mixed, 40MHz, MCS2, 90pc duty cycle)	X	5.77	67.88	17.02	0.46	130.0	± 9.6 %
		Y	5.76	67.84	17.00		130.0	
		Z	5.76	67.94	17.07		130.0	
10602-AAA	IEEE 802.11n (HT Mixed, 40MHz, MCS3, 90pc duty cycle)	X	5.89	67.97	16.99	0.46	130.0	± 9.6 %
		Y	5.86	67.86	16.92		130.0	
		Z	5.85	67.97	17.01		130.0	
10603-AAA	IEEE 802.11n (HT Mixed, 40MHz, MCS4, 90pc duty cycle)	X	6.01	68.36	17.30	0.46	130.0	± 9.6 %
		Y	5.97	68.24	17.24		130.0	
		Z	5.97	68.34	17.32		130.0	
10604-AAA	IEEE 802.11n (HT Mixed, 40MHz, MCS5, 90pc duty cycle)	X	5.72	67.60	16.91	0.46	130.0	± 9.6 %
		Y	5.71	67.55	16.89		130.0	
		Z	5.70	67.65	16.97		130.0	
10605-AAA	IEEE 802.11n (HT Mixed, 40MHz, MCS6, 90pc duty cycle)	X	5.82	67.89	17.06	0.46	130.0	± 9.6 %
		Y	5.81	67.84	17.03		130.0	
		Z	5.81	67.95	17.12		130.0	
10606-AAA	IEEE 802.11n (HT Mixed, 40MHz, MCS7, 90pc duty cycle)	X	5.59	67.36	16.67	0.46	130.0	± 9.6 %
		Y	5.59	67.33	16.65		130.0	
		Z	5.59	67.46	16.75		130.0	

10607-AAA	IEEE 802.11ac WiFi (20MHz, MCS0, 90pc duty cycle)	X	4.86	66.24	16.30	0.46	130.0	± 9.6 %
		Y	4.85	66.24	16.28		130.0	
		Z	4.86	66.37	16.38		130.0	
10608-AAA	IEEE 802.11ac WiFi (20MHz, MCS1, 90pc duty cycle)	X	5.09	66.68	16.46	0.46	130.0	± 9.6 %
		Y	5.07	66.67	16.44		130.0	
		Z	5.08	66.80	16.54		130.0	
10609-AAA	IEEE 802.11ac WiFi (20MHz, MCS2, 90pc duty cycle)	X	4.98	66.59	16.34	0.46	130.0	± 9.6 %
		Y	4.96	66.55	16.31		130.0	
		Z	4.97	66.70	16.42		130.0	
10610-AAA	IEEE 802.11ac WiFi (20MHz, MCS3, 90pc duty cycle)	X	5.03	66.73	16.49	0.46	130.0	± 9.6 %
		Y	5.02	66.71	16.47		130.0	
		Z	5.02	66.85	16.57		130.0	
10611-AAA	IEEE 802.11ac WiFi (20MHz, MCS4, 90pc duty cycle)	X	4.96	66.60	16.37	0.46	130.0	± 9.6 %
		Y	4.94	66.56	16.33		130.0	
		Z	4.95	66.70	16.44		130.0	
10612-AAA	IEEE 802.11ac WiFi (20MHz, MCS5, 90pc duty cycle)	X	4.98	66.74	16.40	0.46	130.0	± 9.6 %
		Y	4.96	66.69	16.36		130.0	
		Z	4.97	66.85	16.48		130.0	
10613-AAA	IEEE 802.11ac WiFi (20MHz, MCS6, 90pc duty cycle)	X	5.00	66.68	16.32	0.46	130.0	± 9.6 %
		Y	4.97	66.62	16.27		130.0	
		Z	4.98	66.79	16.39		130.0	
10614-AAA	IEEE 802.11ac WiFi (20MHz, MCS7, 90pc duty cycle)	X	4.92	66.87	16.54	0.46	130.0	± 9.6 %
		Y	4.90	66.82	16.51		130.0	
		Z	4.91	66.96	16.61		130.0	
10615-AAA	IEEE 802.11ac WiFi (20MHz, MCS8, 90pc duty cycle)	X	4.96	66.40	16.15	0.46	130.0	± 9.6 %
		Y	4.94	66.35	16.10		130.0	
		Z	4.95	66.52	16.23		130.0	
10616-AAA	IEEE 802.11ac WiFi (40MHz, MCS0, 90pc duty cycle)	X	5.51	66.85	16.50	0.46	130.0	± 9.6 %
		Y	5.51	66.82	16.48		130.0	
		Z	5.51	66.93	16.57		130.0	
10617-AAA	IEEE 802.11ac WiFi (40MHz, MCS1, 90pc duty cycle)	X	5.58	66.97	16.52	0.46	130.0	± 9.6 %
		Y	5.57	66.93	16.50		130.0	
		Z	5.57	67.05	16.59		130.0	
10618-AAA	IEEE 802.11ac WiFi (40MHz, MCS2, 90pc duty cycle)	X	5.47	67.03	16.57	0.46	130.0	± 9.6 %
		Y	5.47	67.01	16.56		130.0	
		Z	5.47	67.12	16.65		130.0	
10619-AAA	IEEE 802.11ac WiFi (40MHz, MCS3, 90pc duty cycle)	X	5.49	66.84	16.42	0.46	130.0	± 9.6 %
		Y	5.48	66.81	16.40		130.0	
		Z	5.49	66.94	16.49		130.0	
10620-AAA	IEEE 802.11ac WiFi (40MHz, MCS4, 90pc duty cycle)	X	5.63	67.01	16.55	0.46	130.0	± 9.6 %
		Y	5.61	66.94	16.51		130.0	
		Z	5.61	67.06	16.60		130.0	
10621-AAA	IEEE 802.11ac WiFi (40MHz, MCS5, 90pc duty cycle)	X	5.59	67.04	16.67	0.46	130.0	± 9.6 %
		Y	5.58	67.00	16.66		130.0	
		Z	5.58	67.11	16.73		130.0	
10622-AAA	IEEE 802.11ac WiFi (40MHz, MCS6, 90pc duty cycle)	X	5.58	67.13	16.71	0.46	130.0	± 9.6 %
		Y	5.58	67.10	16.70		130.0	
		Z	5.57	67.21	16.77		130.0	

10623-AAA	IEEE 802.11ac WiFi (40MHz, MCS7, 90pc duty cycle)	X	5.50	66.83	16.46	0.46	130.0	± 9.6 %
		Y	5.47	66.72	16.39		130.0	
		Z	5.48	66.85	16.49		130.0	
10624-AAA	IEEE 802.11ac WiFi (40MHz, MCS8, 90pc duty cycle)	X	5.66	66.88	16.54	0.46	130.0	± 9.6 %
		Y	5.65	66.86	16.52		130.0	
		Z	5.65	66.97	16.61		130.0	
10625-AAA	IEEE 802.11ac WiFi (40MHz, MCS9, 90pc duty cycle)	X	6.01	67.74	17.01	0.46	130.0	± 9.6 %
		Y	6.05	67.88	17.08		130.0	
		Z	6.04	67.96	17.15		130.0	
10626-AAA	IEEE 802.11ac WiFi (80MHz, MCS0, 90pc duty cycle)	X	5.75	66.88	16.43	0.46	130.0	± 9.6 %
		Y	5.76	66.85	16.41		130.0	
		Z	5.75	66.96	16.49		130.0	
10627-AAA	IEEE 802.11ac WiFi (80MHz, MCS1, 90pc duty cycle)	X	6.01	67.38	16.62	0.46	130.0	± 9.6 %
		Y	6.02	67.40	16.64		130.0	
		Z	6.01	67.49	16.71		130.0	
10628-AAA	IEEE 802.11ac WiFi (80MHz, MCS2, 90pc duty cycle)	X	5.83	67.09	16.43	0.46	130.0	± 9.6 %
		Y	5.83	67.04	16.40		130.0	
		Z	5.83	67.16	16.49		130.0	
10629-AAA	IEEE 802.11ac WiFi (80MHz, MCS3, 90pc duty cycle)	X	5.95	67.23	16.49	0.46	130.0	± 9.6 %
		Y	5.93	67.12	16.43		130.0	
		Z	5.93	67.24	16.52		130.0	
10630-AAA	IEEE 802.11ac WiFi (80MHz, MCS4, 90pc duty cycle)	X	6.53	69.08	17.41	0.46	130.0	± 9.6 %
		Y	6.52	69.03	17.38		130.0	
		Z	6.50	69.10	17.45		130.0	
10631-AAA	IEEE 802.11ac WiFi (80MHz, MCS5, 90pc duty cycle)	X	6.39	68.76	17.42	0.46	130.0	± 9.6 %
		Y	6.37	68.68	17.39		130.0	
		Z	6.35	68.75	17.45		130.0	
10632-AAA	IEEE 802.11ac WiFi (80MHz, MCS6, 90pc duty cycle)	X	6.01	67.52	16.82	0.46	130.0	± 9.6 %
		Y	6.00	67.49	16.82		130.0	
		Z	5.99	67.58	16.88		130.0	
10633-AAA	IEEE 802.11ac WiFi (80MHz, MCS7, 90pc duty cycle)	X	5.97	67.44	16.62	0.46	130.0	± 9.6 %
		Y	5.95	67.35	16.58		130.0	
		Z	5.95	67.46	16.66		130.0	
10634-AAA	IEEE 802.11ac WiFi (80MHz, MCS8, 90pc duty cycle)	X	5.94	67.39	16.66	0.46	130.0	± 9.6 %
		Y	5.92	67.31	16.62		130.0	
		Z	5.91	67.41	16.70		130.0	
10635-AAA	IEEE 802.11ac WiFi (80MHz, MCS9, 90pc duty cycle)	X	5.81	66.73	16.09	0.46	130.0	± 9.6 %
		Y	5.79	66.63	16.02		130.0	
		Z	5.80	66.78	16.13		130.0	
10636-AAA	IEEE 1602.11ac WiFi (160MHz, MCS0, 90pc duty cycle)	X	6.15	67.27	16.52	0.46	130.0	± 9.6 %
		Y	6.16	67.25	16.52		130.0	
		Z	6.16	67.35	16.59		130.0	
10637-AAA	IEEE 1602.11ac WiFi (160MHz, MCS1, 90pc duty cycle)	X	6.36	67.74	16.73	0.46	130.0	± 9.6 %
		Y	6.35	67.67	16.70		130.0	
		Z	6.34	67.77	16.77		130.0	
10638-AAA	IEEE 1602.11ac WiFi (160MHz, MCS2, 90pc duty cycle)	X	6.33	67.63	16.65	0.46	130.0	± 9.6 %
		Y	6.34	67.61	16.65		130.0	
		Z	6.33	67.71	16.72		130.0	

10639-AAA	IEEE 1602.11ac WiFi (160MHz, MCS3, 90pc duty cycle)	X	6.35	67.70	16.74	0.46	130.0	± 9.6 %
		Y	6.35	67.65	16.72		130.0	
		Z	6.34	67.75	16.79		130.0	
10640-AAA	IEEE 1602.11ac WiFi (160MHz, MCS4, 90pc duty cycle)	X	6.39	67.82	16.74	0.46	130.0	± 9.6 %
		Y	6.38	67.74	16.71		130.0	
		Z	6.38	67.86	16.79		130.0	
10641-AAA	IEEE 1602.11ac WiFi (160MHz, MCS5, 90pc duty cycle)	X	6.37	67.50	16.60	0.46	130.0	± 9.6 %
		Y	6.36	67.44	16.57		130.0	
		Z	6.36	67.56	16.65		130.0	
10642-AAA	IEEE 1602.11ac WiFi (160MHz, MCS6, 90pc duty cycle)	X	6.45	67.86	16.94	0.46	130.0	± 9.6 %
		Y	6.43	67.79	16.91		130.0	
		Z	6.43	67.88	16.98		130.0	
10643-AAA	IEEE 1602.11ac WiFi (160MHz, MCS7, 90pc duty cycle)	X	6.27	67.55	16.69	0.46	130.0	± 9.6 %
		Y	6.26	67.47	16.66		130.0	
		Z	6.26	67.59	16.74		130.0	
10644-AAA	IEEE 1602.11ac WiFi (160MHz, MCS8, 90pc duty cycle)	X	6.53	68.33	17.11	0.46	130.0	± 9.6 %
		Y	6.51	68.21	17.05		130.0	
		Z	6.51	68.32	17.13		130.0	
10645-AAA	IEEE 1602.11ac WiFi (160MHz, MCS9, 90pc duty cycle)	X	6.77	68.56	17.17	0.46	130.0	± 9.6 %
		Y	6.81	68.62	17.19		130.0	
		Z	6.80	68.72	17.27		130.0	
10646-AAB	LTE-TDD (SC-FDMA, 1 RB, 5 MHz, QPSK, UL Subframe=2,7)	X	25.99	106.58	35.17	9.30	60.0	± 9.6 %
		Y	21.82	102.72	33.95		60.0	
		Z	27.43	108.77	35.97		60.0	
10647-AAA	LTE-TDD (SC-FDMA, 1 RB, 20 MHz, QPSK, UL Subframe=2,7)	X	27.16	108.33	35.83	9.30	60.0	± 9.6 %
		Y	22.36	104.00	34.47		60.0	
		Z	28.70	110.58	36.65		60.0	
10648-AAA	CDMA2000 (1x Advanced)	X	0.86	65.46	12.69	0.00	150.0	± 9.6 %
		Y	0.83	64.77	12.28		150.0	
		Z	0.90	66.26	13.22		150.0	

^E Uncertainty is determined using the max. deviation from linear response applying rectangular distribution and is expressed for the square of the field value.



Accredited by the Swiss Accreditation Service (SAS)
The Swiss Accreditation Service is one of the signatories to the EA
Multilateral Agreement for the recognition of calibration certificates

Accreditation No.: **SCS 0108**

Client **PC Test**

Certificate No: **EX3-7406_Apr16**

CALIBRATION CERTIFICATE

Object **EX3DV4 - SN:7406**

Calibration procedure(s) **QA CAL-01.v9, QA CAL-23.v5, QA CAL-25.v6**
Calibration procedure for dosimetric E-field probes

BN 04/26/2d6

Calibration date: **April 19, 2016**

This calibration certificate documents the traceability to national standards, which realize the physical units of measurements (SI).
The measurements and the uncertainties with confidence probability are given on the following pages and are part of the certificate.

All calibrations have been conducted in the closed laboratory facility: environment temperature $(22 \pm 3)^{\circ}\text{C}$ and humidity $< 70\%$.

Calibration Equipment used (M&TE critical for calibration)

Primary Standards	ID	Cal Date (Certificate No.)	Scheduled Calibration
Power meter NRP	SN: 104778	06-Apr-16 (No. 217-02288/02289)	Apr-17
Power sensor NRP-Z91	SN: 103244	06-Apr-16 (No. 217-02288)	Apr-17
Power sensor NRP-Z91	SN: 103245	06-Apr-16 (No. 217-02289)	Apr-17
Reference 20 dB Attenuator	SN: S5277 (20x)	05-Apr-16 (No. 217-02293)	Apr-17
Reference Probe ES3DV2	SN: 3013	31-Dec-15 (No. ES3-3013_Dec15)	Dec-16
DAE4	SN: 660	23-Dec-15 (No. DAE4-660_Dec15)	Dec-16
Secondary Standards	ID	Check Date (in house)	Scheduled Check
Power meter E4419B	SN: GB41293874	06-Apr-16 (No. 217-02285/02284)	In house check: Jun-16
Power sensor E4412A	SN: MY41498087	06-Apr-16 (No. 217-02285)	In house check: Jun-16
Power sensor E4412A	SN: 000110210	06-Apr-16 (No. 217-02284)	In house check: Jun-16
RF generator HP 8648C	SN: US3642U01700	04-Aug-99 (in house check Apr-13)	In house check: Jun-16
Network Analyzer HP 8753E	SN: US37390585	18-Oct-01 (in house check Oct-15)	In house check: Oct-16

Calibrated by:	Name Jeton Kastrati	Function Laboratory Technician	Signature
Approved by:	Katja Pokovic	Technical Manager	
			Issued: April 20, 2016
This calibration certificate shall not be reproduced except in full without written approval of the laboratory.			



Accredited by the Swiss Accreditation Service (SAS)

Accreditation No.: **SCS 0108**

The Swiss Accreditation Service is one of the signatories to the EA
 Multilateral Agreement for the recognition of calibration certificates

Glossary:

TSL	tissue simulating liquid
NORM _{x,y,z}	sensitivity in free space
ConvF	sensitivity in TSL / NORM _{x,y,z}
DCP	diode compression point
CF	crest factor (1/duty_cycle) of the RF signal
A, B, C, D	modulation dependent linearization parameters
Polarization ϕ	ϕ rotation around probe axis
Polarization ϑ	ϑ rotation around an axis that is in the plane normal to probe axis (at measurement center), i.e., $\vartheta = 0$ is normal to probe axis
Connector Angle	information used in DASY system to align probe sensor X to the robot coordinate system

Calibration is Performed According to the Following Standards:

- IEEE Std 1528-2013, "IEEE Recommended Practice for Determining the Peak Spatial-Averaged Specific Absorption Rate (SAR) in the Human Head from Wireless Communications Devices: Measurement Techniques", June 2013
- IEC 62209-1, "Procedure to measure the Specific Absorption Rate (SAR) for hand-held devices used in close proximity to the ear (frequency range of 300 MHz to 3 GHz)", February 2005
- IEC 62209-2, "Procedure to determine the Specific Absorption Rate (SAR) for wireless communication devices used in close proximity to the human body (frequency range of 30 MHz to 6 GHz)", March 2010
- KDB 865664, "SAR Measurement Requirements for 100 MHz to 6 GHz"

Methods Applied and Interpretation of Parameters:

- NORM_{x,y,z}**: Assessed for E-field polarization $\vartheta = 0$ ($f \leq 900$ MHz in TEM-cell; $f > 1800$ MHz: R22 waveguide). NORM_{x,y,z} are only intermediate values, i.e., the uncertainties of NORM_{x,y,z} does not affect the E²-field uncertainty inside TSL (see below *ConvF*).
- NORM(*f*)_{x,y,z}** = NORM_{x,y,z} * *frequency_response* (see Frequency Response Chart). This linearization is implemented in DASY4 software versions later than 4.2. The uncertainty of the frequency response is included in the stated uncertainty of *ConvF*.
- DCP_{x,y,z}**: DCP are numerical linearization parameters assessed based on the data of power sweep with CW signal (no uncertainty required). DCP does not depend on frequency nor media.
- PAR**: PAR is the Peak to Average Ratio that is not calibrated but determined based on the signal characteristics
- A_{x,y,z}; B_{x,y,z}; C_{x,y,z}; D_{x,y,z}; VR_{x,y,z}**: A, B, C, D are numerical linearization parameters assessed based on the data of power sweep for specific modulation signal. The parameters do not depend on frequency nor media. VR is the maximum calibration range expressed in RMS voltage across the diode.
- ConvF and Boundary Effect Parameters**: Assessed in flat phantom using E-field (or Temperature Transfer Standard for $f \leq 800$ MHz) and inside waveguide using analytical field distributions based on power measurements for $f > 800$ MHz. The same setups are used for assessment of the parameters applied for boundary compensation (alpha, depth) of which typical uncertainty values are given. These parameters are used in DASY4 software to improve probe accuracy close to the boundary. The sensitivity in TSL corresponds to NORM_{x,y,z} * *ConvF* whereby the uncertainty corresponds to that given for *ConvF*. A frequency dependent *ConvF* is used in DASY version 4.4 and higher which allows extending the validity from ± 50 MHz to ± 100 MHz.
- Spherical isotropy (3D deviation from isotropy)**: in a field of low gradients realized using a flat phantom exposed by a patch antenna.
- Sensor Offset**: The sensor offset corresponds to the offset of virtual measurement center from the probe tip (on probe axis). No tolerance required.
- Connector Angle**: The angle is assessed using the information gained by determining the NORM_x (no uncertainty required).

Probe EX3DV4

SN:7406

Manufactured: November 24, 2015
Calibrated: April 19, 2016

Calibrated for DASY/EASY Systems
(Note: non-compatible with DASY2 system!)

DASY/EASY - Parameters of Probe: EX3DV4 - SN:7406

Basic Calibration Parameters

	Sensor X	Sensor Y	Sensor Z	Unc (k=2)
Norm ($\mu\text{V}/(\text{V}/\text{m})^2$) ^A	0.48	0.44	0.47	$\pm 10.1 \%$
DCP (mV) ^B	100.7	97.9	98.6	

Modulation Calibration Parameters

UID	Communication System Name		A dB	B dB $\sqrt{\mu\text{V}}$	C	D dB	VR mV	Unc ^E (k=2)
0	CW	X	0.0	0.0	1.0	0.00	120.4	$\pm 3.3 \%$
		Y	0.0	0.0	1.0		148.3	
		Z	0.0	0.0	1.0		146.7	
10010-CAA	SAR Validation (Square, 100ms, 10ms)	X	0.81	54.6	7.4	10.00	50.3	$\pm 2.2 \%$
		Y	0.68	55.1	7.9		47.9	
		Z	1.34	61.0	11.0		46.8	
10012-CAB	IEEE 802.11b WiFi 2.4 GHz (DSSS, 1 Mbps)	X	2.83	68.0	18.3	1.87	127.8	$\pm 0.5 \%$
		Y	2.82	68.4	18.4		117.8	
		Z	3.00	69.2	19.0		115.9	
10100-CAB	LTE-FDD (SC-FDMA, 100% RB, 20 MHz, QPSK)	X	6.54	67.4	19.5	5.67	142.1	$\pm 1.2 \%$
		Y	6.19	66.7	19.3		127.6	
		Z	6.37	66.7	19.2		125.7	
10103-CAB	LTE-TDD (SC-FDMA, 100% RB, 20 MHz, QPSK)	X	7.58	67.9	21.8	9.29	114.4	$\pm 1.7 \%$
		Y	7.34	68.3	22.5		144.3	
		Z	7.53	67.7	21.8		139.5	
10108-CAC	LTE-FDD (SC-FDMA, 100% RB, 10 MHz, QPSK)	X	6.34	66.9	19.4	5.80	137.5	$\pm 1.2 \%$
		Y	5.90	65.9	19.0		123.8	
		Z	6.24	66.4	19.2		123.7	
10151-CAB	LTE-TDD (SC-FDMA, 50% RB, 20 MHz, QPSK)	X	7.17	67.2	21.5	9.28	109.5	$\pm 1.7 \%$
		Y	6.83	67.6	22.3		137.0	
		Z	7.23	67.4	21.7		135.1	
10154-CAC	LTE-FDD (SC-FDMA, 50% RB, 10 MHz, QPSK)	X	5.99	66.4	19.2	5.75	132.4	$\pm 0.9 \%$
		Y	5.61	65.8	19.1		119.4	
		Z	5.91	65.9	19.0		120.1	
10160-CAB	LTE-FDD (SC-FDMA, 50% RB, 15 MHz, QPSK)	X	6.47	67.0	19.5	5.82	137.0	$\pm 1.2 \%$
		Y	5.96	66.0	19.1		123.9	
		Z	6.33	66.3	19.1		124.2	
10169-CAB	LTE-FDD (SC-FDMA, 1 RB, 20 MHz, QPSK)	X	4.71	65.5	18.9	5.73	113.2	$\pm 1.2 \%$
		Y	4.60	66.2	19.6		144.2	
		Z	4.93	66.5	19.5		143.2	
10172-CAB	LTE-TDD (SC-FDMA, 1 RB, 20 MHz, QPSK)	X	5.68	68.2	22.4	9.21	117.6	$\pm 1.7 \%$
		Y	5.56	70.1	24.1		146.1	
		Z	5.87	69.4	23.2		143.7	
10175-CAC	LTE-FDD (SC-FDMA, 1 RB, 10 MHz, QPSK)	X	4.75	65.7	19.1	5.72	112.3	$\pm 0.9 \%$
		Y	4.58	66.1	19.5		143.2	
		Z	4.95	66.7	19.6		142.0	

10181-CAB	LTE-FDD (SC-FDMA, 1 RB, 15 MHz, QPSK)	X	4.71	65.5	18.9	5.72	110.2	±0.9 %
		Y	4.53	65.8	19.4		141.4	
		Z	4.90	66.5	19.5		138.1	
10237-CAB	LTE-TDD (SC-FDMA, 1 RB, 10 MHz, QPSK)	X	5.69	68.3	22.5	9.21	117.3	±1.7 %
		Y	5.47	69.5	23.8		145.1	
		Z	5.85	69.3	23.1		142.0	
10252-CAB	LTE-TDD (SC-FDMA, 50% RB, 10 MHz, QPSK)	X	7.04	68.1	22.2	9.24	141.2	±1.9 %
		Y	6.35	67.2	22.2		125.4	
		Z	6.82	67.1	21.7		127.5	
10267-CAB	LTE-TDD (SC-FDMA, 100% RB, 10 MHz, QPSK)	X	7.45	68.3	22.2	9.30	148.0	±1.9 %
		Y	6.84	67.5	22.3		132.0	
		Z	7.24	67.4	21.8		134.6	
10297-AAA	LTE-FDD (SC-FDMA, 50% RB, 20 MHz, QPSK)	X	6.35	66.9	19.4	5.81	135.3	±1.2 %
		Y	5.92	65.9	19.0		122.9	
		Z	6.26	66.4	19.2		122.1	
10311-AAA	LTE-FDD (SC-FDMA, 100% RB, 15 MHz, QPSK)	X	6.92	67.4	19.7	6.06	139.3	±1.2 %
		Y	6.52	66.6	19.5		127.9	
		Z	6.82	66.9	19.5		126.8	

The reported uncertainty of measurement is stated as the standard uncertainty of measurement multiplied by the coverage factor $k=2$, which for a normal distribution corresponds to a coverage probability of approximately 95%.

^A The uncertainties of Norm X,Y,Z do not affect the E^2 -field uncertainty inside TSL (see Pages 6 and 7).

^B Numerical linearization parameter: uncertainty not required.

^E Uncertainty is determined using the max. deviation from linear response applying rectangular distribution and is expressed for the square of the field value.

DASY/EASY - Parameters of Probe: EX3DV4 - SN:7406

Calibration Parameter Determined in Head Tissue Simulating Media

f (MHz) ^C	Relative Permittivity ^F	Conductivity (S/m) ^F	ConvF X	ConvF Y	ConvF Z	Alpha ^G	Depth ^G (mm)	Unc (k=2)
750	41.9	0.89	10.52	10.52	10.52	0.52	0.89	± 12.0 %
835	41.5	0.90	9.83	9.83	9.83	0.54	0.80	± 12.0 %
1750	40.1	1.37	8.85	8.85	8.85	0.49	0.85	± 12.0 %
1900	40.0	1.40	8.22	8.22	8.22	0.40	0.88	± 12.0 %
2300	39.5	1.67	7.67	7.67	7.67	0.36	0.89	± 12.0 %
2450	39.2	1.80	7.29	7.29	7.29	0.40	0.80	± 12.0 %
2600	39.0	1.96	7.08	7.08	7.08	0.37	0.95	± 12.0 %

^C Frequency validity above 300 MHz of ± 100 MHz only applies for DASY v4.4 and higher (see Page 2), else it is restricted to ± 50 MHz. The uncertainty is the RSS of the ConvF uncertainty at calibration frequency and the uncertainty for the indicated frequency band. Frequency validity below 300 MHz is ± 10, 25, 40, 50 and 70 MHz for ConvF assessments at 30, 64, 128, 150 and 220 MHz respectively. Above 5 GHz frequency validity can be extended to ± 110 MHz.

^F At frequencies below 3 GHz, the validity of tissue parameters (ϵ and σ) can be relaxed to ± 10% if liquid compensation formula is applied to measured SAR values. At frequencies above 3 GHz, the validity of tissue parameters (ϵ and σ) is restricted to ± 5%. The uncertainty is the RSS of the ConvF uncertainty for indicated target tissue parameters.

^G Alpha/Depth are determined during calibration. SPEAG warrants that the remaining deviation due to the boundary effect after compensation is always less than ± 1% for frequencies below 3 GHz and below ± 2% for frequencies between 3-6 GHz at any distance larger than half the probe tip diameter from the boundary.

DASY/EASY - Parameters of Probe: EX3DV4 - SN:7406

Calibration Parameter Determined in Body Tissue Simulating Media

f (MHz) ^C	Relative Permittivity ^F	Conductivity (S/m) ^F	ConvF X	ConvF Y	ConvF Z	Alpha ^G	Depth ^G (mm)	Unc (k=2)
750	55.5	0.96	9.54	9.54	9.54	0.46	0.80	± 12.0 %
835	55.2	0.97	9.35	9.35	9.35	0.45	0.84	± 12.0 %
1750	53.4	1.49	7.78	7.78	7.78	0.37	0.85	± 12.0 %
1900	53.3	1.52	7.49	7.49	7.49	0.33	0.91	± 12.0 %
2300	52.9	1.81	7.37	7.37	7.37	0.42	0.80	± 12.0 %
2450	52.7	1.95	7.24	7.24	7.24	0.37	0.88	± 12.0 %
2600	52.5	2.16	6.94	6.94	6.94	0.27	0.99	± 12.0 %

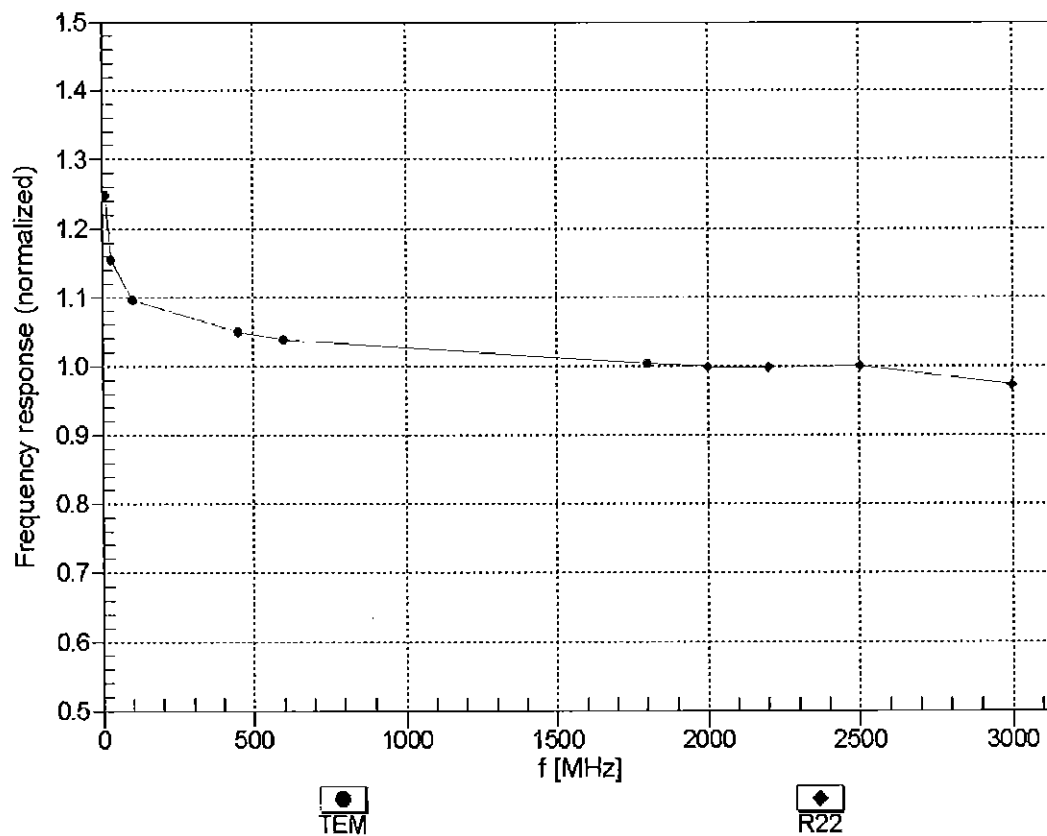
^C Frequency validity above 300 MHz of ± 100 MHz only applies for DASY v4.4 and higher (see Page 2), else it is restricted to ± 50 MHz. The uncertainty is the RSS of the ConvF uncertainty at calibration frequency and the uncertainty for the indicated frequency band. Frequency validity below 300 MHz is ± 10, 25, 40, 50 and 70 MHz for ConvF assessments at 30, 64, 128, 150 and 220 MHz respectively. Above 5 GHz frequency validity can be extended to ± 110 MHz.

^F At frequencies below 3 GHz, the validity of tissue parameters (ϵ and σ) can be relaxed to ± 10% if liquid compensation formula is applied to measured SAR values. At frequencies above 3 GHz, the validity of tissue parameters (ϵ and σ) is restricted to ± 5%. The uncertainty is the RSS of the ConvF uncertainty for indicated target tissue parameters.

^G Alpha/Depth are determined during calibration. SPEAG warrants that the remaining deviation due to the boundary effect after compensation is always less than ± 1% for frequencies below 3 GHz and below ± 2% for frequencies between 3-6 GHz at any distance larger than half the probe tip diameter from the boundary.

Frequency Response of E-Field

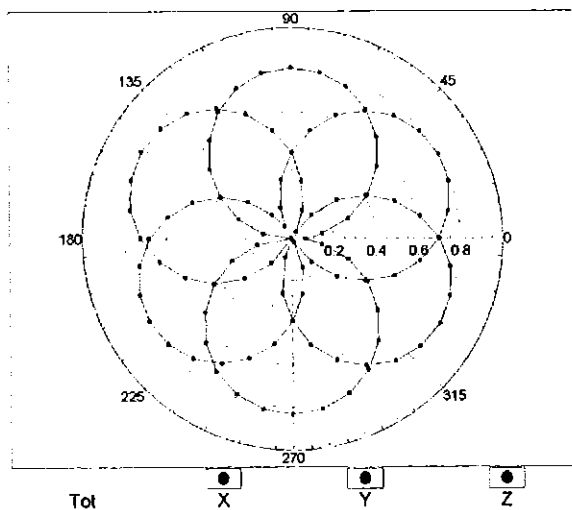
(TEM-Cell:ifi110 EXX, Waveguide: R22)



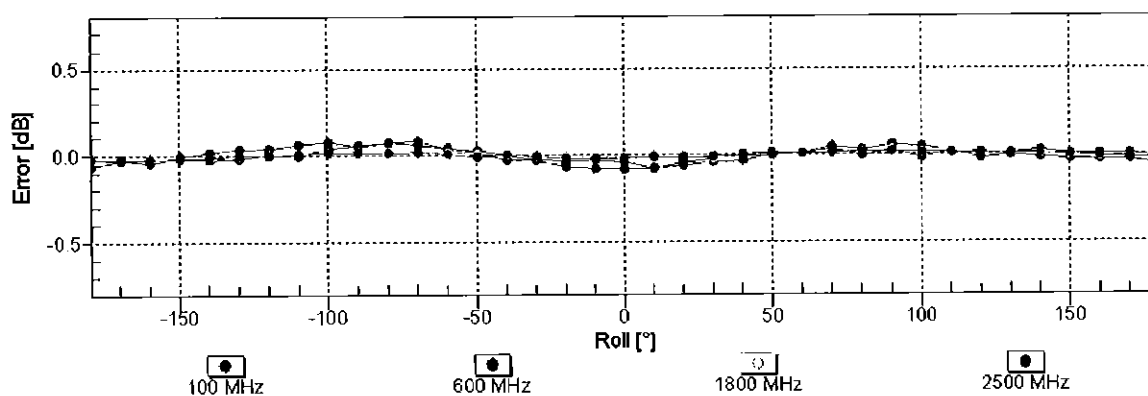
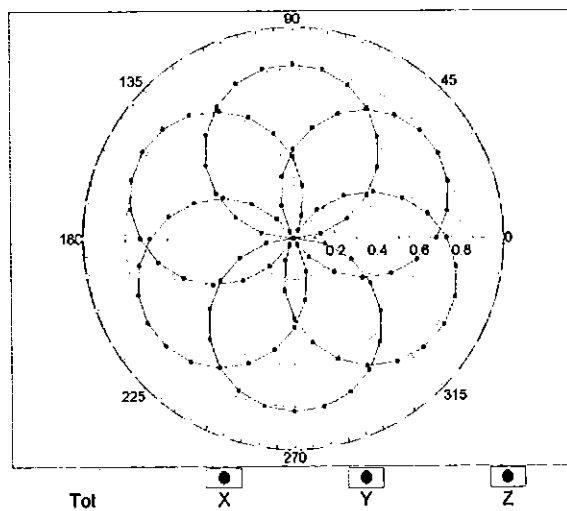
Uncertainty of Frequency Response of E-field: $\pm 6.3\%$ ($k=2$)

Receiving Pattern (ϕ), $\theta = 0^\circ$

f=600 MHz,TEM



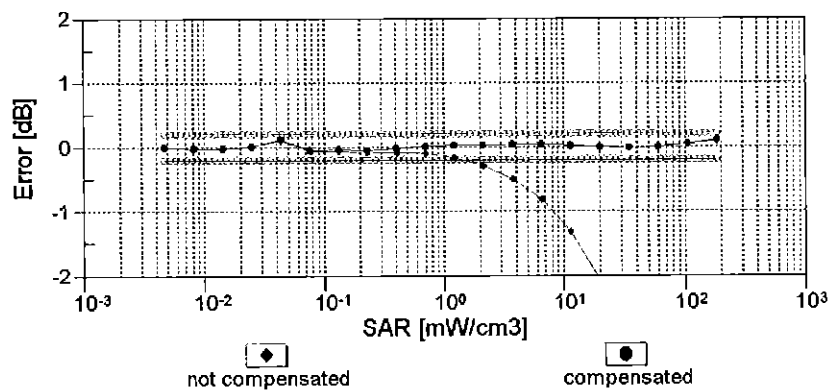
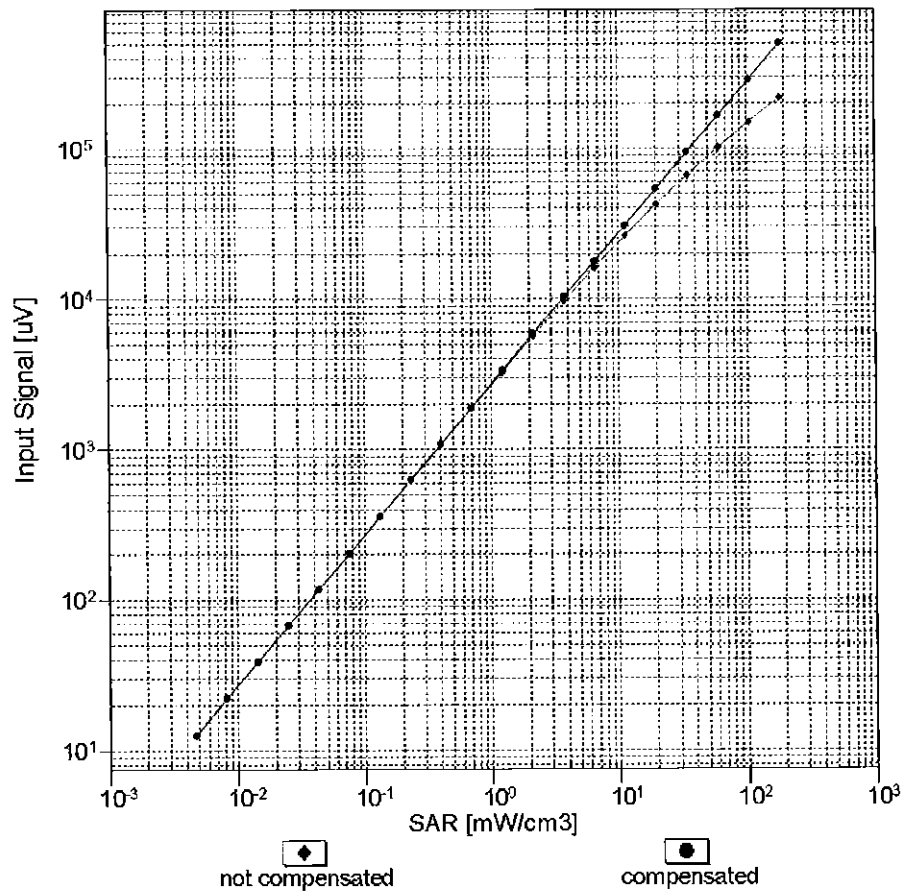
f=1800 MHz,R22



Uncertainty of Axial Isotropy Assessment: $\pm 0.5\%$ ($k=2$)

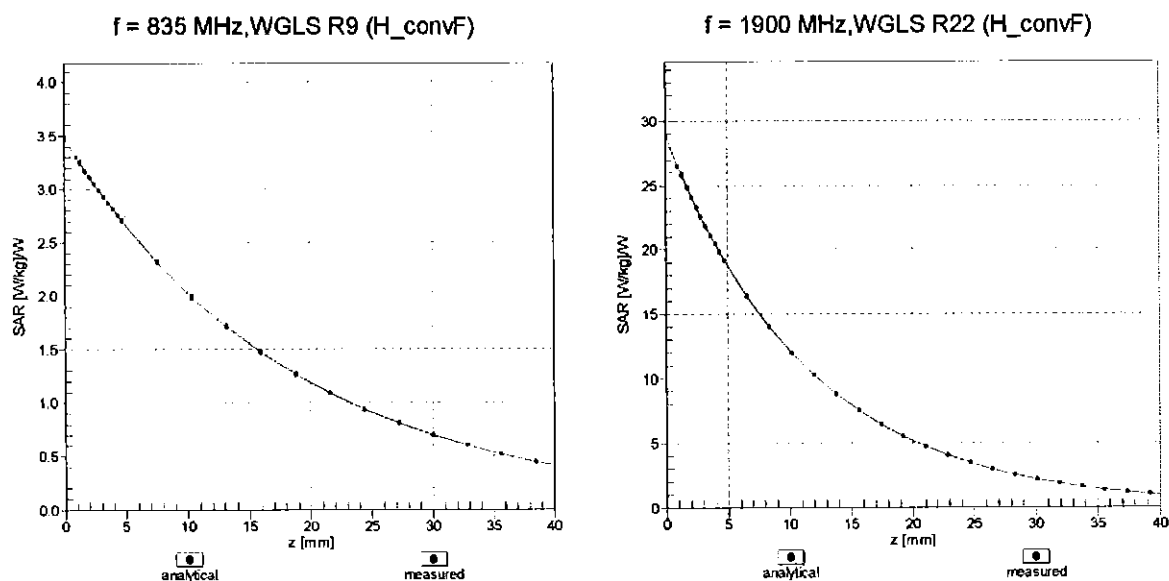
Dynamic Range f(SAR_{head})

(TEM cell , f_{eval}= 1900 MHz)




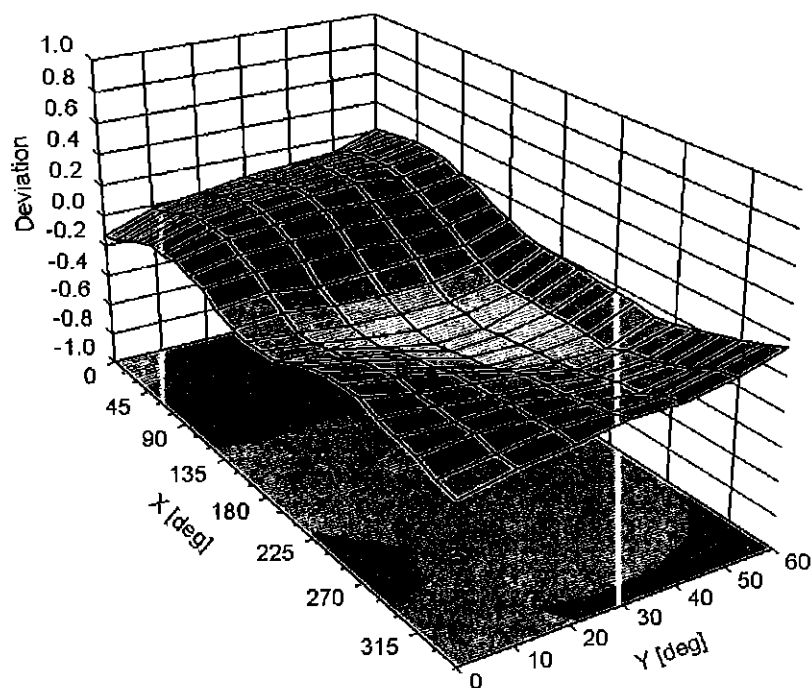
Uncertainty of Linearity Assessment: $\pm 0.6\%$ (k=2)

Conversion Factor Assessment



Deviation from Isotropy in Liquid

Error (ϕ, θ), $f = 900 \text{ MHz}$



DASY/EASY - Parameters of Probe: EX3DV4 - SN:7406**Other Probe Parameters**

Sensor Arrangement	Triangular
Connector Angle (°)	0.4
Mechanical Surface Detection Mode	enabled
Optical Surface Detection Mode	disabled
Probe Overall Length	337 mm
Probe Body Diameter	10 mm
Tip Length	9 mm
Tip Diameter	2.5 mm
Probe Tip to Sensor X Calibration Point	1 mm
Probe Tip to Sensor Y Calibration Point	1 mm
Probe Tip to Sensor Z Calibration Point	1 mm
Recommended Measurement Distance from Surface	1.4 mm



Accredited by the Swiss Accreditation Service (SAS)

Accreditation No.: **SCS 0108**

The Swiss Accreditation Service is one of the signatories to the EA
Multilateral Agreement for the recognition of calibration certificates

Client **PC Test**

Certificate No: **EX3-3914_Feb16**

CALIBRATION CERTIFICATE

Object **EX3DV4 - SN:3914**

Calibration procedure(s) **QA CAL-01.v9, QA CAL-14.v4, QA CAL-23.v5, QA CAL-25.v6**
Calibration procedure for dosimetric E-field probes

BN
03/01/2016

Calibration date: **February 22, 2016**

This calibration certificate documents the traceability to national standards, which realize the physical units of measurements (SI).
The measurements and the uncertainties with confidence probability are given on the following pages and are part of the certificate.

All calibrations have been conducted in the closed laboratory facility: environment temperature $(22 \pm 3)^\circ\text{C}$ and humidity $< 70\%$.

Calibration Equipment used (M&TE critical for calibration)

Primary Standards	ID	Cal Date (Certificate No.)	Scheduled Calibration
Power meter E4419B	GB41293874	01-Apr-15 (No. 217-02128)	Mar-16
Power sensor E4412A	MY41498087	01-Apr-15 (No. 217-02128)	Mar-16
Reference 3 dB Attenuator	SN: S5054 (3c)	01-Apr-15 (No. 217-02129)	Mar-16
Reference 20 dB Attenuator	SN: S5277 (20x)	01-Apr-15 (No. 217-02132)	Mar-16
Reference 30 dB Attenuator	SN: S5129 (30b)	01-Apr-15 (No. 217-02133)	Mar-16
Reference Probe ES3DV2	SN: 3013	31-Dec-15 (No. ES3-3013_Dec15)	Dec-16
DAE4	SN: 660	23-Dec-15 (No. DAE4-660_Dec15)	Dec-16
Secondary Standards	ID	Check Date (in house)	Scheduled Check
RF generator HP 8648C	US3642U01700	4-Aug-99 (in house check Apr-13)	In house check: Apr-16
Network Analyzer HP 8753E	US37390585	18-Oct-01 (in house check Oct-15)	In house check: Oct-16

Calibrated by:	Name Jeon Kastrati	Function Laboratory Technician	Signature
Approved by:	Name Katja Pokovic	Function Technical Manager	Signature
<p>Issued: February 22, 2016</p> <p>This calibration certificate shall not be reproduced except in full without written approval of the laboratory.</p>			



Accredited by the Swiss Accreditation Service (SAS)

Accreditation No.: **SCS 0108**

The Swiss Accreditation Service is one of the signatories to the EA
Multilateral Agreement for the recognition of calibration certificates

Glossary:

TSL	tissue simulating liquid
NORM _{x,y,z}	sensitivity in free space
ConvF	sensitivity in TSL / NORM _{x,y,z}
DCP	diode compression point
CF	crest factor (1/duty_cycle) of the RF signal
A, B, C, D	modulation dependent linearization parameters
Polarization φ	φ rotation around probe axis
Polarization ϑ	ϑ rotation around an axis that is in the plane normal to probe axis (at measurement center), i.e., $\vartheta = 0$ is normal to probe axis
Connector Angle	information used in DASY system to align probe sensor X to the robot coordinate system

Calibration is Performed According to the Following Standards:

- IEEE Std 1528-2013, "IEEE Recommended Practice for Determining the Peak Spatial-Averaged Specific Absorption Rate (SAR) in the Human Head from Wireless Communications Devices: Measurement Techniques", June 2013
- IEC 62209-1, "Procedure to measure the Specific Absorption Rate (SAR) for hand-held devices used in close proximity to the ear (frequency range of 300 MHz to 3 GHz)", February 2005
- IEC 62209-2, "Procedure to determine the Specific Absorption Rate (SAR) for wireless communication devices used in close proximity to the human body (frequency range of 30 MHz to 6 GHz)", March 2010
- KDB 865664, "SAR Measurement Requirements for 100 MHz to 6 GHz"

Methods Applied and Interpretation of Parameters:

- NORM_{x,y,z}**: Assessed for E-field polarization $\vartheta = 0$ ($f \leq 900$ MHz in TEM-cell; $f > 1800$ MHz: R22 waveguide). NORM_{x,y,z} are only intermediate values, i.e., the uncertainties of NORM_{x,y,z} does not affect the E^2 -field uncertainty inside TSL (see below ConvF).
- NORM(f)_{x,y,z}** = NORM_{x,y,z} * frequency_response (see Frequency Response Chart). This linearization is implemented in DASY4 software versions later than 4.2. The uncertainty of the frequency response is included in the stated uncertainty of ConvF.
- DCP_{x,y,z}**: DCP are numerical linearization parameters assessed based on the data of power sweep with CW signal (no uncertainty required). DCP does not depend on frequency nor media.
- PAR**: PAR is the Peak to Average Ratio that is not calibrated but determined based on the signal characteristics
- A_{x,y,z}; B_{x,y,z}; C_{x,y,z}; D_{x,y,z}; VR_{x,y,z}**: A, B, C, D are numerical linearization parameters assessed based on the data of power sweep for specific modulation signal. The parameters do not depend on frequency nor media. VR is the maximum calibration range expressed in RMS voltage across the diode.
- ConvF and Boundary Effect Parameters**: Assessed in flat phantom using E-field (or Temperature Transfer Standard for $f \leq 800$ MHz) and inside waveguide using analytical field distributions based on power measurements for $f > 800$ MHz. The same setups are used for assessment of the parameters applied for boundary compensation (alpha, depth) of which typical uncertainty values are given. These parameters are used in DASY4 software to improve probe accuracy close to the boundary. The sensitivity in TSL corresponds to NORM_{x,y,z} * ConvF whereby the uncertainty corresponds to that given for ConvF. A frequency dependent ConvF is used in DASY version 4.4 and higher which allows extending the validity from ± 50 MHz to ± 100 MHz.
- Spherical isotropy (3D deviation from isotropy)**: in a field of low gradients realized using a flat phantom exposed by a patch antenna.
- Sensor Offset**: The sensor offset corresponds to the offset of virtual measurement center from the probe tip (on probe axis). No tolerance required.
- Connector Angle**: The angle is assessed using the information gained by determining the NORM_x (no uncertainty required).

Probe EX3DV4

SN:3914

Manufactured: December 18, 2012
Calibrated: February 22, 2016

Calibrated for DASY/EASY Systems
(Note: non-compatible with DASY2 system!)

DASY/EASY - Parameters of Probe: EX3DV4 - SN:3914

Basic Calibration Parameters

	Sensor X	Sensor Y	Sensor Z	Unc (k=2)
Norm ($\mu\text{V}/(\text{V}/\text{m})^2$) ^A	0.48	0.42	0.46	$\pm 10.1 \%$
DCP (mV) ^B	100.1	102.6	97.6	

Modulation Calibration Parameters

UID	Communication System Name		A dB	B dB $\sqrt{\mu\text{V}}$	C	D dB	VR mV	Unc ^E (k=2)
0	CW	X	0.0	0.0	1.0	0.00	137.4	$\pm 2.7 \%$
		Y	0.0	0.0	1.0		139.7	
		Z	0.0	0.0	1.0		133.7	
10010-CAA	SAR Validation (Square, 100ms, 10ms)	X	4.02	69.7	14.2	10.00	41.0	$\pm 0.9 \%$
		Y	2.42	64.8	12.4		41.8	
		Z	2.11	63.9	12.8		44.9	
10062-CAB	IEEE 802.11a/h WiFi 5 GHz (OFDM, 6 Mbps)	X	10.26	68.5	21.3	8.68	127.9	$\pm 3.3 \%$
		Y	10.16	68.6	21.4		127.8	
		Z	10.42	68.8	21.4		144.6	
10117-CAB	IEEE 802.11n (HT Mixed, 13.5 Mbps, BPSK)	X	10.15	68.2	20.7	8.07	129.4	$\pm 3.3 \%$
		Y	10.18	68.5	20.9		131.7	
		Z	10.42	68.8	20.9		148.3	
10196-CAB	IEEE 802.11n (HT Mixed, 6.5 Mbps, BPSK)	X	10.13	68.8	21.1	8.10	146.4	$\pm 2.7 \%$
		Y	9.80	68.3	20.9		126.3	
		Z	9.98	68.3	20.8		139.8	
10400-AAC	IEEE 802.11ac WiFi (20MHz, 64-QAM, 99pc duty cycle)	X	10.33	68.8	21.3	8.37	145.0	$\pm 2.7 \%$
		Y	10.13	68.7	21.3		132.0	
		Z	10.21	68.5	21.0		140.2	
10401-AAC	IEEE 802.11ac WiFi (40MHz, 64-QAM, 99pc duty cycle)	X	10.67	68.4	21.1	8.60	125.8	$\pm 3.3 \%$
		Y	10.92	69.3	21.6		140.7	
		Z	10.94	69.0	21.3		148.7	
10402-AAC	IEEE 802.11ac WiFi (80MHz, 64-QAM, 99pc duty cycle)	X	10.64	68.4	20.8	8.53	125.5	$\pm 3.3 \%$
		Y	11.11	69.7	21.6		142.1	
		Z	10.93	69.0	21.1		149.2	

The reported uncertainty of measurement is stated as the standard uncertainty of measurement multiplied by the coverage factor k=2, which for a normal distribution corresponds to a coverage probability of approximately 95%.

^A The uncertainties of Norm X,Y,Z do not affect the E²-field uncertainty inside TSL (see Pages 5 and 6).

^B Numerical linearization parameter: uncertainty not required.

^E Uncertainty is determined using the max. deviation from linear response applying rectangular distribution and is expressed for the square of the field value.

DASY/EASY - Parameters of Probe: EX3DV4 - SN:3914

Calibration Parameter Determined in Head Tissue Simulating Media

f (MHz) ^C	Relative Permittivity ^F	Conductivity (S/m) ^F	ConvF X	ConvF Y	ConvF Z	Alpha ^G	Depth ^G (mm)	Unc (k=2)
5250	35.9	4.71	5.07	5.07	5.07	0.35	1.80	± 13.1 %
5600	35.5	5.07	4.66	4.66	4.66	0.40	1.80	± 13.1 %
5750	35.4	5.22	4.74	4.74	4.74	0.40	1.80	± 13.1 %

^C Frequency validity above 300 MHz of ± 100 MHz only applies for DASY v4.4 and higher (see Page 2), else it is restricted to ± 50 MHz. The uncertainty is the RSS of the ConvF uncertainty at calibration frequency and the uncertainty for the indicated frequency band. Frequency validity below 300 MHz is ± 10, 25, 40, 50 and 70 MHz for ConvF assessments at 30, 64, 128, 150 and 220 MHz respectively. Above 5 GHz frequency validity can be extended to ± 110 MHz.

^F At frequencies below 3 GHz, the validity of tissue parameters (ϵ and σ) can be relaxed to ± 10% if liquid compensation formula is applied to measured SAR values. At frequencies above 3 GHz, the validity of tissue parameters (ϵ and σ) is restricted to ± 5%. The uncertainty is the RSS of the ConvF uncertainty for indicated target tissue parameters.

^G Alpha/Depth are determined during calibration. SPEAG warrants that the remaining deviation due to the boundary effect after compensation is always less than ± 1% for frequencies below 3 GHz and below ± 2% for frequencies between 3-6 GHz at any distance larger than half the probe tip diameter from the boundary.

DASY/EASY - Parameters of Probe: EX3DV4 - SN:3914

Calibration Parameter Determined in Body Tissue Simulating Media

f (MHz) ^C	Relative Permittivity ^F	Conductivity (S/m) ^F	ConvF X	ConvF Y	ConvF Z	Alpha ^G	Depth ^G (mm)	Unc (k=2)
750	55.5	0.96	9.57	9.57	9.57	0.47	0.85	± 12.0 %
835	55.2	0.97	9.44	9.44	9.44	0.47	0.85	± 12.0 %
1750	53.4	1.49	7.82	7.82	7.82	0.42	0.83	± 12.0 %
1900	53.3	1.52	7.50	7.50	7.50	0.45	0.80	± 12.0 %
2300	52.9	1.81	7.27	7.27	7.27	0.48	0.80	± 12.0 %
2450	52.7	1.95	7.22	7.22	7.22	0.46	0.80	± 12.0 %
2600	52.5	2.16	6.90	6.90	6.90	0.32	0.99	± 12.0 %
5250	48.9	5.36	4.32	4.32	4.32	0.50	1.90	± 13.1 %
5600	48.5	5.77	3.63	3.63	3.63	0.60	1.90	± 13.1 %
5750	48.3	5.94	3.86	3.86	3.86	0.60	1.90	± 13.1 %

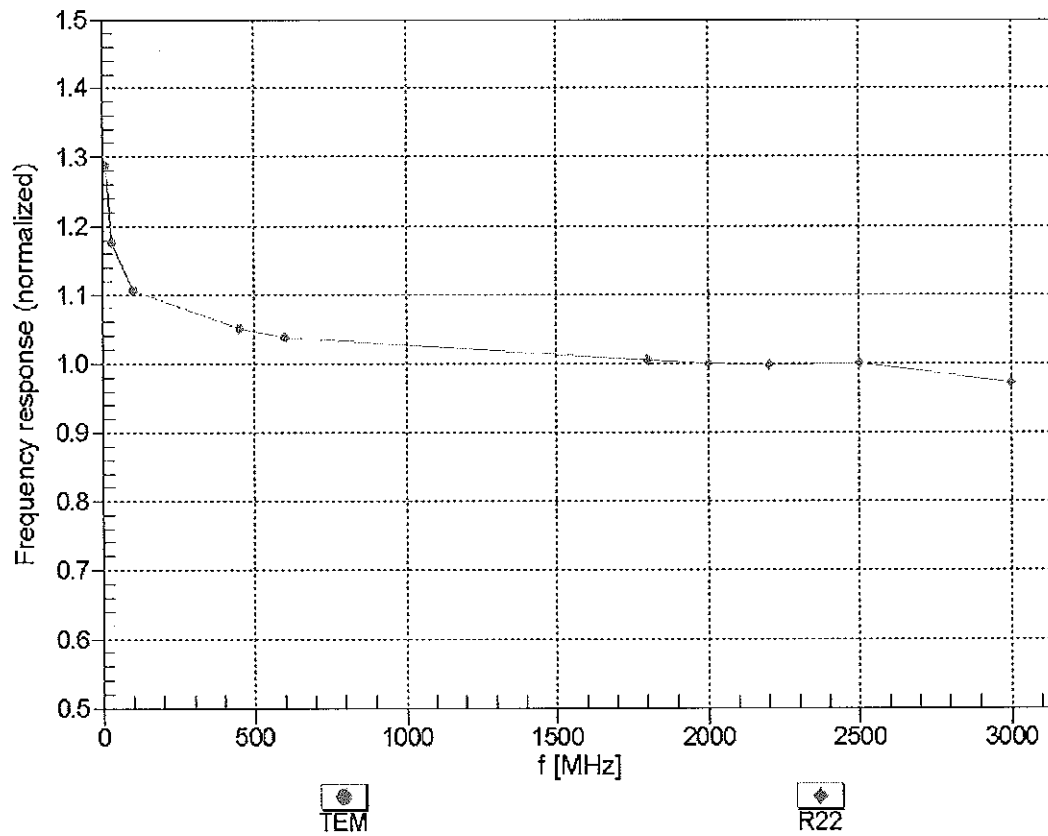
^C Frequency validity above 300 MHz of ± 100 MHz only applies for DASY v4.4 and higher (see Page 2), else it is restricted to ± 50 MHz. The uncertainty is the RSS of the ConvF uncertainty at calibration frequency and the uncertainty for the indicated frequency band. Frequency validity below 300 MHz is ± 10, 25, 40, 50 and 70 MHz for ConvF assessments at 30, 64, 128, 150 and 220 MHz respectively. Above 5 GHz frequency validity can be extended to ± 110 MHz.

^F At frequencies below 3 GHz, the validity of tissue parameters (ϵ and σ) can be relaxed to ± 10% if liquid compensation formula is applied to measured SAR values. At frequencies above 3 GHz, the validity of tissue parameters (ϵ and σ) is restricted to ± 5%. The uncertainty is the RSS of the ConvF uncertainty for indicated target tissue parameters.

^G Alpha/Depth are determined during calibration. SPEAG warrants that the remaining deviation due to the boundary effect after compensation is always less than ± 1% for frequencies below 3 GHz and below ± 2% for frequencies between 3-6 GHz at any distance larger than half the probe tip diameter from the boundary.

Frequency Response of E-Field

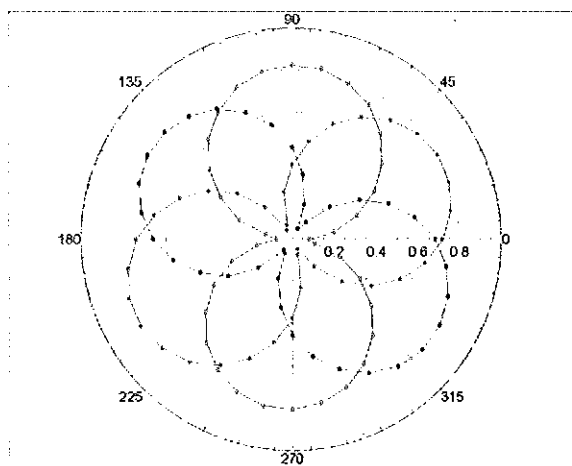
(TEM-Cell:ifi110 EXX, Waveguide: R22)



Uncertainty of Frequency Response of E-field: $\pm 6.3\%$ ($k=2$)

Receiving Pattern (ϕ), $\vartheta = 0^\circ$

f=600 MHz,TEM



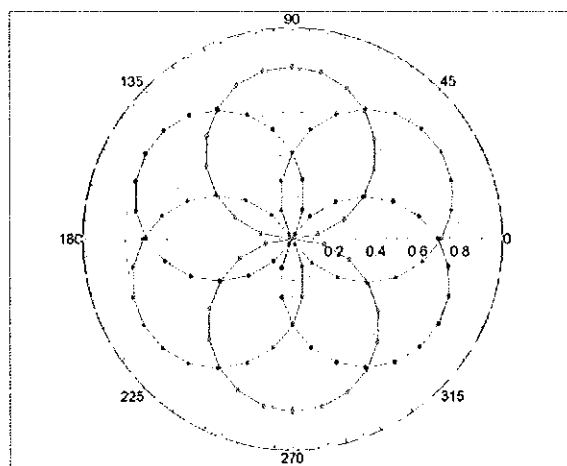
Tot

X

Y

Z

f=1800 MHz,R22

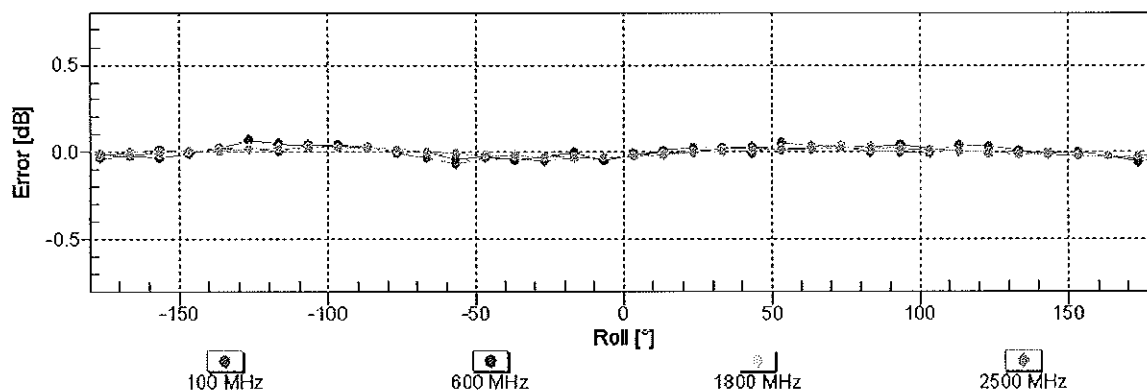


Tot

X

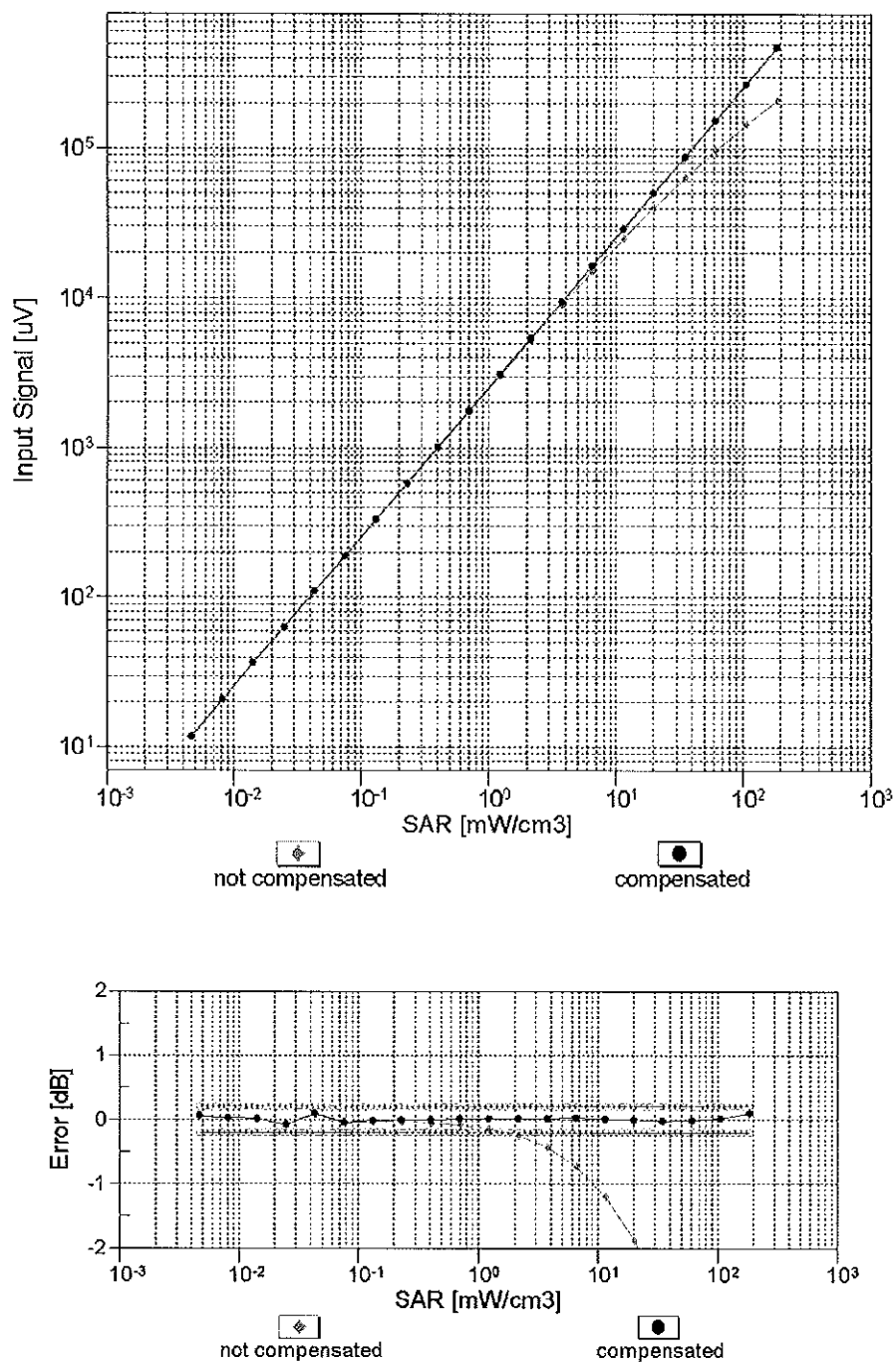
Y

Z



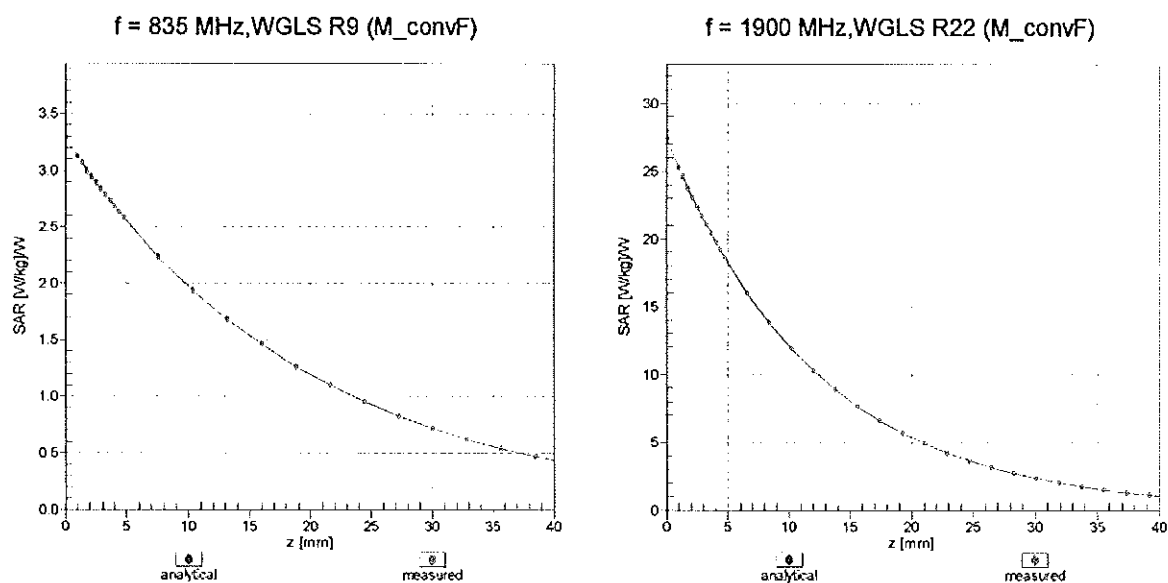
Uncertainty of Axial Isotropy Assessment: $\pm 0.5\%$ ($k=2$)

Dynamic Range $f(\text{SAR}_{\text{head}})$ (TEM cell , $f_{\text{eval}} = 1900 \text{ MHz}$)



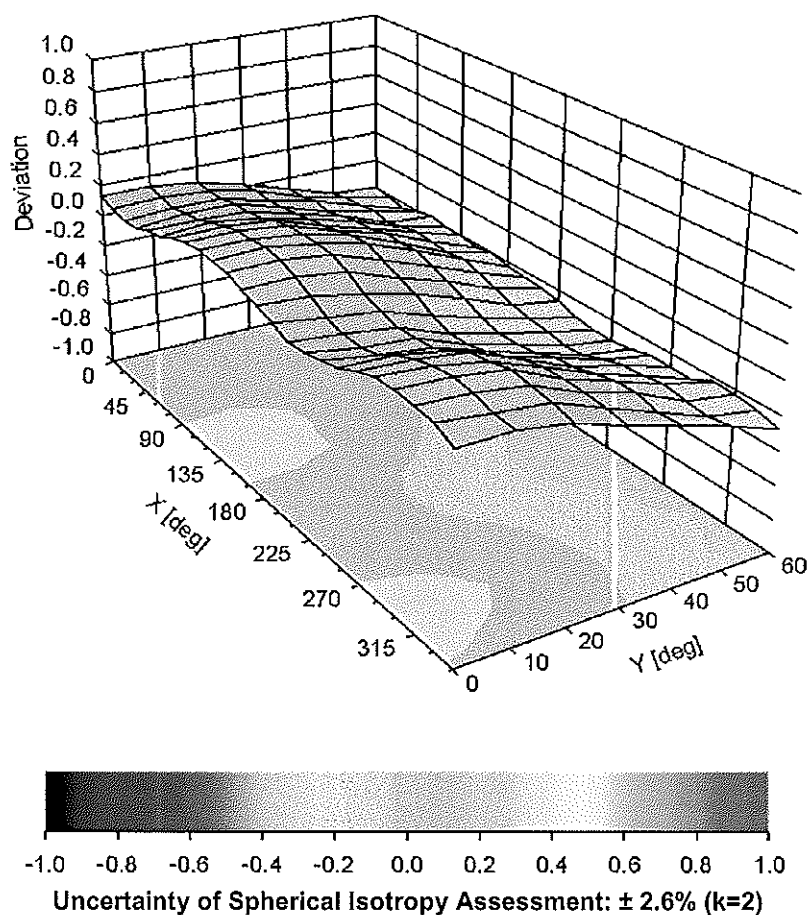
Uncertainty of Linearity Assessment: $\pm 0.6\%$ ($k=2$)

Conversion Factor Assessment



Deviation from Isotropy in Liquid

Error (ϕ , θ), $f = 900 \text{ MHz}$



DASY/EASY - Parameters of Probe: EX3DV4 - SN:3914

Other Probe Parameters

Sensor Arrangement	Triangular
Connector Angle (°)	133.3
Mechanical Surface Detection Mode	enabled
Optical Surface Detection Mode	disabled
Probe Overall Length	337 mm
Probe Body Diameter	10 mm
Tip Length	9 mm
Tip Diameter	2.5 mm
Probe Tip to Sensor X Calibration Point	1 mm
Probe Tip to Sensor Y Calibration Point	1 mm
Probe Tip to Sensor Z Calibration Point	1 mm
Recommended Measurement Distance from Surface	1.4 mm

APPENDIX D: SAR TISSUE SPECIFICATIONS

Measurement Procedure for Tissue verification:



- 1) The network analyzer and probe system was configured and calibrated.
- 2) The probe was immersed in the tissue. The tissue was placed in a nonmetallic container. Trapped air bubbles beneath the flange were minimized by placing the probe at a slight angle.
- 3) The complex admittance with respect to the probe aperture was measured
- 4) The complex relative permittivity ϵ' can be calculated from the below equation (Pournaropoulos and Misra):

$$Y = \frac{j2\omega\epsilon_r\epsilon_0}{[\ln(b/a)]^2} \int_a^b \int_a^b \int_0^\pi \cos\phi' \frac{\exp[-j\omega r(\mu_0\epsilon_r'\epsilon_0)^{1/2}]}{r} d\phi' d\rho' d\rho$$

where Y is the admittance of the probe in contact with the sample, the primed and unprimed coordinates refer to source and observation points, respectively, $r^2 = \rho^2 + \rho'^2 - 2\rho\rho'\cos\phi'$, ω is the angular frequency, and $j = \sqrt{-1}$.

Table D-I
Composition of the Tissue Equivalent Matter

Frequency (MHz)	750	750	835	835	1750	1750	1900	1900	2450	2450	5200-5800	5200-5800
Tissue	Head	Body	Head	Body	Head	Body	Head	Body	Head	Body	Head	Body
Ingredients (% by weight)												
Bactericide			0.1	0.1								
DGBE					47	31	44.92	29.44		26.7		
HEC			1	1								
NaCl			1.45	0.94	0.4	0.2	0.18	0.39		0.1		
Sucrose			57	44.9								
Polysorbate (Tween) 80												20
Water			40.45	53.06	52.6	68.8	54.9	70.17		73.2		80

FCC ID: A3LSMG955F		SAR EVALUATION REPORT		Approved by: Quality Manager
Test Dates: 12/30/16 – 02/15/17	DUT Type: Portable Handset	APPENDIX D: Page 1 of 5		

2 Composition / Information on ingredients

The Item is composed of the following ingredients:

H ₂ O	Water, 35 – 58%
Sucrose	Sugar, white, refined, 40 – 60%
NaCl	Sodium Chloride, 0 – 6%
Hydroxyethyl-cellulose	Medium Viscosity (CAS# 9004-62-0), <0.3%
Preventol-D7	Preservative: aqueous preparation, (CAS# 55965-84-9), containing 5-chloro-2-methyl-3(2H)-isothiazolone and 2-methyl-3(2H)-isothiazolone, 0.1 – 0.7%
Relevant for safety; Refer to the respective Safety Data Sheet*.	

Figure D-1
Composition of 750 MHz Head and Body Tissue Equivalent Matter

Note: 750MHz liquid recipes are proprietary SPEAG. Since the composition is approximate to the actual liquids utilized, the manufacturer tissue-equivalent liquid data sheets are provided below.

Measurement Certificate / Material Test

Item Name	Body Tissue Simulating Liquid (MSL750V2)
Product No.	SL AAM 075 AA (Batch: 150518-2)
Manufacturer	SPEAG

Measurement Method

TSL dielectric parameters measured using calibrated DAK probe.

Setup Validation

Validation results were within $\pm 2.5\%$ towards the target values of Methanol.

Target Parameters

Target parameters as defined in the IEEE 1528 and IEC 62209 compliance standards.

Test Condition

Ambient	Environment temperatur (22 \pm 3)°C and humidity < 70%.
TSL Temperature	22°C
Test Date	20-Apr-16
Operator	WM

Additional Information

TSL Density	1.212 g/cm ³
TSL Heat-capacity	3.006 kJ/(kg*K)

f [MHz]	Measured			Target		Diff. to Target [%]	
	e'	e''	sigma	eps	sigma	Δ -eps	Δ -sigma
600	57.2	24.76	0.83	56.1	0.95	2.0	-13.2
625	57.0	24.43	0.85	56.0	0.95	1.7	-11.0
650	56.7	24.11	0.87	55.9	0.96	1.4	-8.8
675	56.4	23.82	0.89	55.8	0.96	1.1	-6.6
700	56.1	23.53	0.92	55.7	0.96	0.7	-4.5
725	55.9	23.32	0.94	55.6	0.96	0.5	-2.2
750	55.7	23.12	0.96	55.5	0.96	0.2	0.1
775	55.4	22.93	0.99	55.4	0.97	-0.1	2.4
800	55.1	22.73	1.01	55.3	0.97	-0.4	4.6
825	54.9	22.59	1.04	55.2	0.98	-0.7	6.0
838	54.8	22.52	1.05	55.2	0.98	-0.8	6.7
850	54.6	22.45	1.06	55.2	0.99	-0.9	7.4
875	54.4	22.32	1.09	55.1	1.02	-1.2	6.6
900	54.1	22.19	1.11	55.0	1.05	-1.6	5.8
925	53.9	22.09	1.14	55.0	1.06	-1.9	6.9
950	53.7	21.98	1.16	54.9	1.08	-2.2	8.0
975	53.5	21.91	1.19	54.9	1.09	-2.6	9.3
1000	53.2	21.83	1.21	54.8	1.10	-2.9	10.6

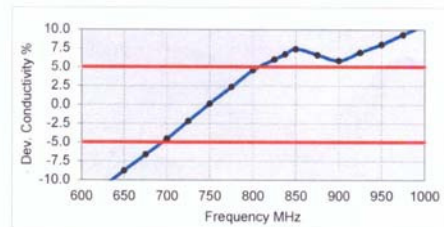
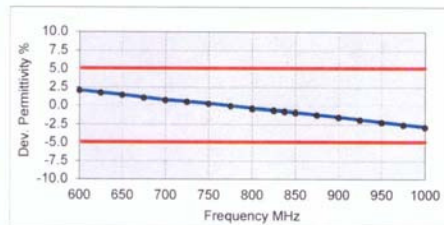




Figure D-2
750MHz Body Tissue Equivalent Matter

FCC ID: A3LSMG955F		SAR EVALUATION REPORT		Approved by: Quality Manager
Test Dates: 12/30/16 – 02/15/17	DUT Type: Portable Handset			APPENDIX D: Page 2 of 5

Measurement Certificate / Material Test

Item Name	Head Tissue Simulating Liquid (HSL750V2)
Product No.	SL AAH 075 AB (Batch: 160322-2)
Manufacturer	SPEAG

Measurement Method

TSL dielectric parameters measured using calibrated DAK probe.
--

Setup Validation

Validation results were within $\pm 2.5\%$ towards the target values of Methanol.

Target Parameters

Target parameters as defined in the IEEE 1528 and IEC 62209 compliance standards.

Test Condition

Ambient	Environment temperatur (22 ± 3)°C and humidity < 70%.
TSL Temperature	22°C
Test Date	23-Mar-16
Operator	WM

Additional Information

TSL Density	1.284 g/cm ³
TSL Heat-capacity	2.701 kJ/(kg*K)

f [MHz]	Measured			Target		Diff.to Target [%]	
	e'	e''	sigma	eps	sigma	Δ -eps	Δ -sigma
600	44.9	22.60	0.75	42.7	0.88	5.1	-14.4
625	44.5	22.37	0.78	42.6	0.88	4.5	-12.0
650	44.2	22.13	0.80	42.5	0.89	4.0	-9.6
675	43.8	21.90	0.82	42.3	0.89	3.4	-7.4
700	43.4	21.67	0.84	42.2	0.89	2.8	-5.1
725	43.1	21.52	0.87	42.1	0.89	2.4	-2.6
750	42.8	21.37	0.89	41.9	0.89	2.0	-0.2
775	42.4	21.21	0.91	41.8	0.90	1.5	2.1
800	42.1	21.04	0.94	41.7	0.90	0.9	4.4
825	41.8	20.92	0.96	41.6	0.91	0.5	5.9
838	41.6	20.86	0.97	41.5	0.91	0.2	6.6
850	41.5	20.79	0.98	41.5	0.92	0.0	7.3
875	41.2	20.68	1.01	41.5	0.94	-0.7	6.7
900	40.9	20.56	1.03	41.5	0.97	-1.5	6.1
925	40.6	20.48	1.05	41.5	0.98	-2.0	7.3
950	40.3	20.39	1.08	41.4	0.99	-2.6	8.3
975	40.1	20.29	1.10	41.4	1.00	-3.2	9.5
1000	39.8	20.20	1.12	41.3	1.01	-3.7	10.7

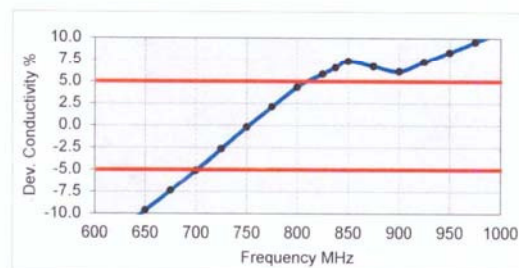
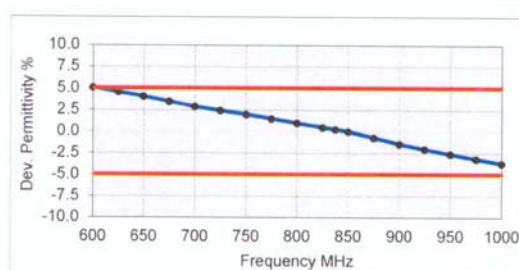




Figure D-3
750MHz Head Tissue Equivalent Matter

FCC ID: A3LSMG955F		SAR EVALUATION REPORT		Approved by: Quality Manager
Test Dates: 12/30/16 – 02/15/17	DUT Type: Portable Handset			APPENDIX D: Page 3 of 5

3 Composition / Information on ingredients

The Item is composed of the following ingredients:

Water	50 – 73 %	
Non-ionic detergents	25 – 50 %	polyoxyethylenesorbitan monolaurate
NaCl	0 – 2 %	
Preservative	0.05 – 0.1%	Preventol-D7

Safety relevant ingredients:

CAS-No. 55965-84-9	< 0.1 %	aqueous preparation, containing 5-chloro-2-methyl-3-(2H)-isothiazolone and 2-methyl-3-(2H)-isothiazolone
CAS-No. 9005-64-5	<50 %	polyoxyethylenesorbitan monolaurate

According to international guidelines, the product is not a dangerous mixture and therefore not required to be marked by symbols.

Figure D-4
Composition of 2.4 GHz Head Tissue Equivalent Matter

Note: 2.4 GHz head liquid recipes are proprietary SPEAG. Since the composition is approximate to the actual liquids utilized, the manufacturer tissue-equivalent liquid data sheets are provided below.

Measurement Certificate / Material Test

Item Name	Head Tissue Simulating Liquid (HBBL1900-3800V3)
Product No.	SL AAH 196 AB (Batch: 160330-1)
Manufacturer	SPEAG

Measurement Method

TSL dielectric parameters measured using calibrated DAK probe.

Setup Validation

Validation results were within $\pm 2.5\%$ towards the target values of Methanol.

Target Parameters

Target parameters as defined in the IEEE 1528 and IEC 62209 compliance standards.

Test Condition

Ambient	Environment temperatur (22 ± 3)°C and humidity < 70%.
TSL Temperature	22°C
Test Date	30-Mar-16
Operator	WM

Additional Information

TSL Density 1.054 g/cm³

TSL Heat-capacity 3.389 kJ/(kg°K)

f [MHz]	Measured			Target		Diff to Target [%]	
	ϵ'	ϵ''	sigma	ϵ'	sigma	$\Delta\epsilon'$	$\Delta\epsilon''$
1900	40.7	12.3	1.3	40.0	1.4	1.7	-6.9
1950	40.5	12.5	1.4	40.0	1.4	1.2	-3.3
2000	40.3	12.6	1.4	40.0	1.4	0.8	0.1
2050	40.1	12.7	1.5	39.9	1.4	0.6	0.5
2100	39.9	12.9	1.5	39.8	1.5	0.3	0.9
2150	39.8	13.0	1.6	39.7	1.5	0.1	1.2
2200	39.6	13.1	1.6	39.6	1.6	-0.2	1.7
2250	39.4	13.2	1.7	39.6	1.6	-0.3	2.0
2300	39.2	13.3	1.7	39.5	1.7	-0.6	2.4
2350	39.1	13.5	1.8	39.4	1.7	-0.8	2.9
2400	38.9	13.6	1.8	39.3	1.8	-1.0	3.4
2450	38.7	13.7	1.9	39.2	1.8	-1.2	4.0
2500	38.5	13.8	1.9	39.1	1.9	-1.5	3.9
2550	38.3	13.9	2.0	39.1	1.9	-1.9	3.5
2600	38.2	14.1	2.0	39.0	2.0	-2.2	3.9
2650	37.9	14.2	2.1	38.9	2.0	-2.6	3.8
2700	37.8	14.3	2.2	38.9	2.1	-2.8	3.9
2750	37.5	14.4	2.2	38.8	2.1	-3.3	3.6
2800	37.4	14.5	2.3	38.8	2.2	-3.6	3.6
2850	37.2	14.6	2.3	38.7	2.2	-3.9	3.7
2900	37.0	14.7	2.4	38.6	2.3	-4.1	3.8
2950	36.8	14.8	2.4	38.6	2.3	-4.5	3.7
3000	36.6	14.9	2.5	38.5	2.4	-4.8	3.6
3050	36.4	15.0	2.5	38.4	2.5	-5.2	3.8
3100	36.2	15.1	2.6	38.4	2.5	-5.6	3.8
3150	36.1	15.2	2.7	38.3	2.6	-5.9	4.0
3200	35.9	15.2	2.7	38.3	2.6	-6.2	3.9
3250	35.7	15.3	2.8	38.2	2.7	-6.6	4.1
3300	35.5	15.3	2.8	38.2	2.7	-6.9	4.0
3350	35.4	15.4	2.9	38.1	2.8	-7.2	4.2
3400	35.2	15.5	2.9	38.0	2.8	-7.5	4.1
3450	35.0	15.5	3.0	38.0	2.9	-7.8	4.2
3500	34.9	15.6	3.0	37.9	2.9	-8.1	4.2
3550	34.7	15.6	3.1	37.9	3.0	-8.4	4.2
3600	34.5	15.7	3.1	37.8	3.0	-8.7	4.4
3650	34.4	15.8	3.2	37.8	3.1	-9.0	4.3
3700	34.2	15.8	3.3	37.7	3.1	-9.3	4.5
3750	34.1	15.9	3.3	37.6	3.2	-9.5	4.4
3800	33.9	15.9	3.4	37.6	3.2	-9.9	4.7
3850	33.7	16.0	3.4	37.5	3.3	-10.1	4.7

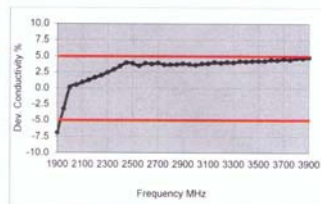
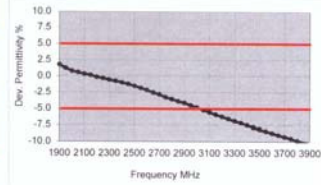




Figure D-5
2.4 GHz Head Tissue Equivalent Matter

FCC ID: A3LSMG955F		SAR EVALUATION REPORT		Approved by: Quality Manager
Test Dates: 12/30/16 – 02/15/17	DUT Type: Portable Handset			APPENDIX D: Page 4 of 5

2 Composition / Information on ingredients

The Item is composed of the following ingredients:

Water	50 – 65%
Mineral oil	10 – 30%
Emulsifiers	8 – 25%
Sodium salt	0 – 1.5%

Figure D-6

Composition of 5 GHz Head Tissue Equivalent Matter

Note: 5GHz head liquid recipes are proprietary SPEAG. Since the composition is approximate to the actual liquids utilized, the manufacturer tissue-equivalent liquid data sheets are provided below.

Measurement Certificate / Material Test

Item Name	Head Tissue Simulating Liquid (HBBL3500-5800V5)
Product No.	SL AAH 502 AG (Batch: 160331-2)
Manufacturer	SPEAG

Measurement Method

TSL dielectric parameters measured using calibrated DAK probe.

Setup Validation

Validation results were within $\pm 2.5\%$ towards the target values of Methanol.

Target Parameters

Target parameters as defined in the IEEE 1528 and IEC 62209 compliance standards.

Test Condition

Ambient	Environment temperatur (22 ± 3)°C and humidity < 70%.
TSL Temperature	22°C
Test Date	4-Apr-16
Operator	WM

Additional Information

TSL Density	0.985 g/cm ³
TSL Heat-capacity	3.383 kJ/(kg*K)

	Measured			Target			Diff. to Target (%)	
f (MHz)	ϵ'	ϵ''	σ	eps	sigma	Δ eps	Δ -sigma	
3400	39.0	15.12	2.86	38.0	2.81	2.5	1.8	
3500	38.8	15.09	2.94	37.9	2.91	2.3	0.9	
3600	38.7	15.08	3.02	37.8	3.02	2.3	0.2	
3700	38.6	15.08	3.10	37.7	3.12	2.4	-0.6	
3800	38.4	15.07	3.19	37.6	3.22	2.2	-0.9	
3900	38.3	15.09	3.27	37.5	3.32	2.2	-1.6	
4000	38.2	15.10	3.36	37.4	3.43	2.3	-1.9	
4100	38.1	15.13	3.45	37.2	3.53	2.3	-2.2	
4200	38.0	15.18	3.55	37.1	3.63	2.3	-2.2	
4300	37.8	15.22	3.64	37.0	3.73	2.1	-2.5	
4400	37.7	15.29	3.74	36.9	3.84	2.2	-2.5	
4500	37.6	15.34	3.84	36.8	3.94	2.2	-2.5	
4600	37.4	15.41	3.94	36.7	4.04	2.0	-2.5	
4700	37.3	15.47	4.05	36.6	4.14	2.0	-2.2	
4800	37.1	15.53	4.15	36.4	4.25	1.8	-2.2	
4850	37.1	15.57	4.20	36.4	4.30	2.0	-2.2	
4900	37.0	15.60	4.25	36.3	4.35	1.8	-2.2	
4950	36.9	15.62	4.30	36.3	4.40	1.7	-2.2	
5000	36.8	15.66	4.35	36.2	4.45	1.6	-2.2	
5050	36.8	15.68	4.40	36.2	4.50	1.8	-2.2	
5100	36.7	15.73	4.46	36.1	4.55	1.7	-2.0	
5150	36.6	15.75	4.51	36.0	4.60	1.5	-2.0	
5200	36.5	15.78	4.57	36.0	4.66	1.4	-1.8	
5250	36.4	15.80	4.62	35.9	4.71	1.3	-1.8	
5300	36.4	15.84	4.67	35.9	4.76	1.5	-1.8	
5350	36.3	15.85	4.72	35.8	4.81	1.4	-1.8	
5400	36.2	15.88	4.77	35.8	4.86	1.2	-1.9	
5450	36.2	15.90	4.82	35.7	4.91	1.4	-1.9	
5500	36.1	15.91	4.87	35.6	4.96	1.3	-1.9	
5550	36.0	15.95	4.93	35.6	5.01	1.2	-1.7	
5600	35.9	15.99	4.98	35.5	5.07	1.0	-1.7	
5650	35.9	16.02	5.04	35.5	5.12	1.2	-1.5	
5700	35.8	16.05	5.09	35.4	5.17	1.1	-1.5	
5750	35.7	16.09	5.15	35.4	5.22	1.0	-1.3	
5800	35.7	16.10	5.20	35.3	5.27	1.1	-1.3	
5850	35.6	16.14	5.25	35.3	5.34	0.8	-1.6	
5900	35.5	16.15	5.30	35.3	5.40	0.6	-1.9	

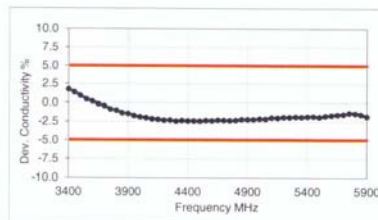
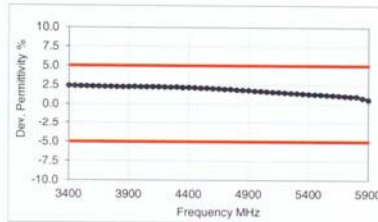




Figure D-7

5GHz Head Tissue Equivalent Matter

FCC ID: A3LSMG955F		SAR EVALUATION REPORT		Approved by: Quality Manager
Test Dates: 12/30/16 – 02/15/17	DUT Type: Portable Handset			APPENDIX D: Page 5 of 5

APPENDIX E: SAR SYSTEM VALIDATION

Per FCC KDB Publication 865664 D02v01r02, SAR system validation status should be documented to confirm measurement accuracy. The SAR systems (including SAR probes, system components and software versions) used for this device were validated against its performance specifications prior to the SAR measurements. Reference dipoles were used with the required tissue- equivalent media for system validation, according to the procedures outlined in FCC KDB Publication 865664 D01v01r04 and IEEE 1528-2013. Since SAR probe calibrations are frequency dependent, each probe calibration point was validated at a frequency within the valid frequency range of the probe calibration point, using the system that normally operates with the probe for routine SAR measurements and according to the required tissue-equivalent media.

A tabulated summary of the system validation status including the validation date(s), measurement frequencies, SAR probes and tissue dielectric parameters has been included.



Table E-I
SAR System Validation Summary (1g)

SAR SYSTEM #	FREQ. [MHz]	DATE	PROBE SN	PROBE TYPE	PROBE CAL. POINT		COND.	PERM.	CW VALIDATION			MOD. VALIDATION		
							(σ)	(ε)	SENSITIVITY	PROBE LINEARITY	PROBE ISOTROPY	MOD. TYPE	DUTY FACTOR	PAR
K	750	5/25/2016	7409	EX3DV4	750	Head	0.908	42.422	PASS	PASS	PASS	N/A	N/A	N/A
H	835	4/7/2016	3319	ES3DV3	835	Head	0.914	42.395	PASS	PASS	PASS	GMSK	PASS	N/A
D	1750	5/19/2016	3213	ES3DV3	1750	Head	1.412	39.009	PASS	PASS	PASS	N/A	N/A	N/A
G	1900	9/29/2016	3287	ES3DV3	1900	Head	1.395	38.777	PASS	PASS	PASS	GMSK	PASS	N/A
I	1900	12/13/2016	3209	ES3DV3	1900	Head	1.447	39.330	PASS	PASS	PASS	GMSK	PASS	N/A
G	2450	9/28/2016	3287	ES3DV3	2450	Head	1.875	37.737	PASS	PASS	PASS	OFDM/TDD	PASS	PASS
G	2600	9/28/2016	3287	ES3DV3	2600	Head	2.050	37.072	PASS	PASS	PASS	TDD	PASS	N/A
J	5250	4/25/2016	7357	EX3DV4	5250	Head	4.508	34.565	PASS	PASS	PASS	OFDM	N/A	PASS
J	5600	4/25/2016	7357	EX3DV4	5600	Head	4.852	34.028	PASS	PASS	PASS	OFDM	N/A	PASS
J	5750	4/25/2016	7357	EX3DV4	5750	Head	5.021	33.850	PASS	PASS	PASS	OFDM	N/A	PASS
F	750	10/10/2016	3332	ES3DV3	750	Body	0.966	55.020	PASS	PASS	PASS	N/A	N/A	N/A
H	835	4/7/2016	3319	ES3DV3	835	Body	1.000	54.246	PASS	PASS	PASS	GMSK	PASS	N/A
I	1750	12/19/2016	3209	ES3DV3	1750	Body	1.503	51.815	PASS	PASS	PASS	N/A	N/A	N/A
K	1900	5/24/2016	7409	EX3DV4	1900	Body	1.583	51.303	PASS	PASS	PASS	GMSK	PASS	N/A
J	1900	2/3/2017	3334	ES3DV3	1900	Body	1.561	51.227	PASS	PASS	PASS	GMSK	PASS	N/A
E	2450	4/27/2016	7406	EX3DV4	2450	Body	2.016	51.629	PASS	PASS	PASS	OFDM/TDD	PASS	PASS
E	2600	4/29/2016	7406	EX3DV4	2600	Body	2.225	50.688	PASS	PASS	PASS	TDD	PASS	N/A
D	5250	3/1/2016	3914	EX3DV4	5250	Body	5.438	47.912	PASS	PASS	PASS	OFDM	N/A	PASS
D	5600	3/1/2016	3914	EX3DV4	5600	Body	5.895	47.321	PASS	PASS	PASS	OFDM	N/A	PASS
D	5750	3/1/2016	3914	EX3DV4	5750	Body	6.111	47.085	PASS	PASS	PASS	OFDM	N/A	PASS

Table E-II
SAR System Validation Summary (10g)

SAR SYSTEM #	FREQ. [MHz]	DATE	PROBE SN	PROBE TYPE	PROBE CAL. POINT		COND.	PERM.	CW VALIDATION			MOD. VALIDATION		
							(σ)	(ε)	SENSITIVITY	PROBE LINEARITY	PROBE ISOTROPY	MOD. TYPE	DUTY FACTOR	PAR
I	1750	12/19/2016	3209	ES3DV3	1750	Body	1.503	51.815	PASS	PASS	PASS	N/A	N/A	N/A
K	1900	5/24/2016	7409	EX3DV4	1900	Body	1.583	51.303	PASS	PASS	PASS	GMSK	PASS	N/A
J	1900	2/3/2017	3334	ES3DV3	1900	Body	1.561	51.227	PASS	PASS	PASS	GMSK	PASS	N/A
E	2450	4/27/2016	7406	EX3DV4	2450	Body	2.016	51.629	PASS	PASS	PASS	OFDM/TDD	PASS	PASS
D	5250	3/1/2016	3914	EX3DV4	5250	Body	5.438	47.912	PASS	PASS	PASS	OFDM	N/A	PASS
D	5600	3/1/2016	3914	EX3DV4	5600	Body	5.895	47.321	PASS	PASS	PASS	OFDM	N/A	PASS
D	5750	3/1/2016	3914	EX3DV4	5750	Body	6.111	47.085	PASS	PASS	PASS	OFDM	N/A	PASS

NOTE: While the probes have been calibrated for both CW and modulated signals, all measurements were performed using communication systems calibrated for CW signals only. Modulations in the table above represent test configurations for which the measurement system has been validated per FCC KDB Publication 865664 D01v01r04 for scenarios when CW probe calibrations are used with other signal types. SAR systems were validated for modulated signals with a periodic duty cycle, such as GMSK, or with a high peak to average ratio (>5 dB), such as OFDM according to FCC KDB Publication 865664 D01v01r04.

FCC ID: A3LSMG955F		SAR EVALUATION REPORT		Approved by: Quality Manager
Test Dates: 12/30/16 – 02/15/17	DUT Type: Portable Handset			APPENDIX E: Page 1 of 1

APPENDIX G: CONDUCTED POWERS FOR 4X4 DL MIMO

This device supports downlink 4x4 MIMO operations for LTE Band 4 only. Uplink transmission is limited to a single output stream. Power measurements were performed with downlink 4x4 MIMO active for the configuration with highest measured maximum conducted power with 4x4 downlink MIMO inactive measured among the channel bandwidth, modulation, and RB combinations in each frequency band.

Per FCC Guidance, SAR for downlink 4x4 MIMO was not needed since the maximum average output power in 4x4 downlink MIMO mode was not > 0.25 dB higher than the maximum output power with downlink 4x4 MIMO inactive. Single Carrier 4x4 Downlink MIMO

CA combinations with 4x4 MIMO are not supported

Table G-1
LTE 4x4 Downlink MIMO Maximum Conducted Powers

LTE Band	Bandwidth [MHz]	Channel	Frequency [MHz]	Modulation	RB Size	RB Offset	4x4 DL MIMO Tx. Power [dBm]	Single Antenna Tx. Power [dBm]	Target Power [dBm]
4	10	20350	1750	QPSK	1	0	22.63	23.16	23.5

Table G-2
LTE 4x4 Downlink MIMO Reduced Conducted Powers

LTE Band	Bandwidth [MHz]	Channel	Frequency [MHz]	Modulation	RB Size	RB Offset	4x4 DL MIMO Tx. Power [dBm]	Single Antenna Tx. Power [dBm]	Target Power [dBm]
4	15	20300	1745	16QAM	36	18	19.70	19.99	20.5

Notes:

- Per FCC guidance LTE Band 66 SISO powers were used to select measurement configurations for LTE Band 4.

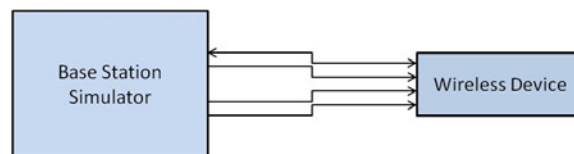




Figure G-1
Power Measurement Setup

FCC ID A3LSMG955F		SAR EVALUATION REPORT		Approved by: Quality Manager
Test Dates: 12/30/16 – 02/15/17	DUT Type: Portable Handset			APPENDIX F: Page 1 of 1



APPENDIX H: SENSOR TRIGGERING DATA SUMMARY

A3LSMG955F Sensor Triggering Data Summary

Per FCC KDB Publication 616217 D04v01r02, this device was tested by the manufacturer to determine the proximity sensor triggering distances for all applicable sides and edges of the device. The measured output power at distances within ± 5 mm of the triggering points (or until touching the phantom) is included for back and front sides and each applicable edge per Step i) in Section 6.2 of the KDB. The technical descriptions in the filing contain the complete set of triggering data required by Section 6 of FCC KDB Publication 616217 D04v01r02.

To ensure all production units are compliant, it is necessary to test SAR at a distance 1 mm less than the smallest distance between the device and SAR phantom (determined from the sensor triggering tests according to FCC KDB 616217 D04v01r02) with the device at the maximum output power (without power reduction). These SAR tests are included in addition to the SAR tests for the device touching the SAR phantom (at the reduced output power level).

The operational description contains information explaining how this device remains compliant in the event of a sensor malfunction.

FCC ID: A3LSMG955F	 SAR EVALUATION REPORT 	Approved by: Quality Manager
Test Dates: 12/30/2016 – 02/15/2017	DUT Type: Portable Handset	APPENDIX H: Page 1 of 4

Back Side



Moving device toward the phantom:

KDB 616217 6.2.f Measured Power [dBm]											
Distance[mm]	11	10	9	8	7	6	5	4	3	2	1
GPRS 1900 1Tx	30.65	30.72	30.90	30.95	30.77	28.85	28.73	28.94	28.84	28.90	28.70
GPRS 1900 2Tx	27.87	27.85	27.80	27.97	28.08	24.91	24.90	24.74	24.72	24.65	24.70
GPRS 1900 3Tx	24.64	24.95	24.93	24.62	24.94	22.94	22.91	22.61	22.89	22.91	22.88
GPRS 1900 4Tx	24.02	23.93	23.83	24.11	24.06	21.84	22.06	21.99	22.04	22.07	21.99
UMTS B4	24.29	24.25	24.13	24.37	24.12	20.94	20.61	20.91	20.87	20.81	20.92
UMTS B2	24.32	24.19	24.18	24.17	24.24	20.17	20.27	20.21	20.10	20.27	20.31
LTE FDD B66	23.74	23.64	23.92	23.92	23.66	20.64	20.67	20.61	20.73	20.79	20.65
LTE FDD B4	23.61	23.73	23.64	23.60	23.72	20.71	20.89	20.62	20.93	20.95	20.89
LTE FDD B25	23.89	23.79	23.91	23.73	23.63	20.43	20.38	20.18	20.26	20.45	20.20
LTE FDD B2	23.82	23.80	23.92	23.81	23.61	20.16	20.37	20.40	20.19	20.12	20.12

Moving device away from the phantom:

KDB 616217 6.2.h Measured Power [dBm]											
Distance[mm]	11	10	9	8	7	6	5	4	3	2	1
GPRS 1900 1Tx	30.74	30.71	30.79	30.82	30.87	28.74	28.89	28.70	28.67	28.61	28.83
GPRS 1900 2Tx	28.06	27.93	28.07	27.95	28.10	24.66	24.67	24.85	24.83	24.87	24.82
GPRS 1900 3Tx	24.64	24.93	24.68	24.73	24.76	22.92	22.69	22.81	22.78	22.90	22.84
GPRS 1900 4Tx	23.91	24.09	24.13	23.95	24.03	21.93	21.95	21.85	21.97	22.11	22.12
UMTS B4	24.27	24.17	24.25	24.37	24.40	20.66	20.87	20.85	20.88	20.80	20.92
UMTS B2	24.44	24.10	24.37	24.27	24.13	20.22	20.16	20.31	20.15	20.45	20.39
LTE FDD B66	23.65	23.78	23.84	23.90	23.94	20.73	20.65	20.75	20.80	20.77	20.73
LTE FDD B4	23.67	23.85	23.81	23.92	23.95	20.72	20.68	20.87	20.94	20.82	20.95
LTE FDD B25	23.88	23.70	23.67	23.81	23.74	20.14	20.22	20.10	20.44	20.26	20.18
LTE FDD B2	23.76	23.84	23.75	23.82	23.82	20.38	20.36	20.25	20.20	20.27	20.27

Based on the most conservative measured triggering distance of 6 mm, additional SAR measurements were required at 5 mm from the back side.

FCC ID: A3LSMG955F	 PCTEST ENGINEERING LABORATORY, INC.	SAR EVALUATION REPORT		Approved by: Quality Manager
Test Dates: 12/30/2016 – 02/15/2017	DUT Type: Portable Handset			APPENDIX H: Page 2 of 4

Front Side



Moving device toward the phantom:

KDB 616217 6.2.f Measured Power [dBm]											
Distance[mm]	12	11	10	9	8	7	6	5	4	3	2
GPRS 1900 1Tx	30.70	30.94	30.60	30.82	30.80	28.71	28.92	28.79	28.94	28.60	28.86
GPRS 1900 2Tx	28.02	27.89	27.82	27.87	27.92	24.61	24.70	24.76	24.75	24.65	24.93
GPRS 1900 3Tx	24.93	24.90	24.92	24.65	24.68	22.61	22.92	22.89	22.80	22.76	22.86
GPRS 1900 4Tx	24.14	23.95	24.07	24.07	23.97	22.03	22.07	22.07	21.86	22.15	22.06
UMTS B4	24.36	24.31	24.32	24.41	24.45	20.62	20.91	20.91	20.86	20.69	20.81
UMTS B2	24.15	24.15	24.35	24.27	24.40	20.37	20.32	20.36	20.43	20.44	20.18
LTE FDD B66	23.89	23.69	23.89	23.84	23.87	20.85	20.63	20.77	20.71	20.89	20.80
LTE FDD B4	23.85	23.73	23.91	23.74	23.75	20.79	20.76	20.65	20.60	20.84	20.74
LTE FDD B25	23.80	23.95	23.85	23.73	23.90	20.18	20.21	20.14	20.42	20.11	20.33
LTE FDD B2	23.81	23.61	23.69	23.84	23.75	20.15	20.24	20.44	20.40	20.13	20.40

Moving device away from the phantom:

KDB 616217 6.2.h Measured Power [dBm]											
Distance[mm]	12	11	10	9	8	7	6	5	4	3	2
GPRS 1900 1Tx	30.75	30.72	30.86	30.89	30.90	28.62	28.71	28.66	28.90	28.62	28.93
GPRS 1900 2Tx	28.13	27.81	28.02	28.06	28.09	24.84	24.61	24.91	24.88	24.83	24.82
GPRS 1900 3Tx	24.68	24.88	24.62	24.65	24.82	22.68	22.92	22.69	22.60	22.88	22.78
GPRS 1900 4Tx	24.05	24.03	23.81	23.85	23.83	22.02	21.81	21.94	21.84	21.98	21.97
UMTS B4	24.33	24.23	24.27	24.21	24.35	20.86	20.85	20.61	20.86	20.69	20.89
UMTS B2	24.31	24.25	24.43	24.33	24.33	20.25	20.27	20.30	20.18	20.31	20.27
LTE FDD B66	23.63	23.78	23.69	23.83	23.73	20.61	20.88	20.87	20.61	20.86	20.91
LTE FDD B4	23.75	23.87	23.95	23.93	23.77	20.95	20.63	20.70	20.90	20.65	20.60
LTE FDD B25	23.94	23.81	23.65	23.60	23.92	20.27	20.17	20.11	20.34	20.32	20.11
LTE FDD B2	23.89	23.88	23.74	23.64	23.69	20.19	20.12	20.22	20.12	20.11	20.23

Based on the most conservative measured triggering distance of 7 mm, additional SAR measurements were required at 6 mm from the front side.

FCC ID: A3LSMG955F	 PCTEST ENGINEERING LABORATORY, INC.	SAR EVALUATION REPORT		Approved by: Quality Manager
Test Dates: 12/30/2016 – 02/15/2017	DUT Type: Portable Handset			APPENDIX H: Page 3 of 4

Bottom Edge



Moving device toward the phantom:

KDB 616217 6.2.f Measured Power [dBm]											
Distance[mm]	13	12	11	10	9	8	7	6	5	4	3
GPRS 1900 1Tx	30.74	30.62	30.81	30.83	30.79	28.93	28.87	28.87	28.79	28.85	28.95
GPRS 1900 2Tx	28.09	28.00	28.06	27.98	27.85	24.69	24.66	24.79	24.63	24.67	24.89
GPRS 1900 3Tx	24.81	24.92	24.62	24.86	24.77	22.61	22.65	22.83	22.63	22.84	22.71
GPRS 1900 4Tx	23.98	24.09	23.98	24.14	23.99	21.85	21.97	21.95	22.05	22.12	21.80
UMTS B4	24.40	24.26	24.13	24.17	24.39	20.68	20.74	20.69	20.81	20.60	20.61
UMTS B2	24.14	24.39	24.32	24.34	24.12	20.33	20.18	20.32	20.38	20.17	20.23
LTE FDD B66	23.71	23.92	23.93	23.93	23.95	20.90	20.74	20.76	20.86	20.70	20.94
LTE FDD B4	23.92	23.81	23.91	23.73	23.82	20.69	20.93	20.66	20.91	20.64	20.90
LTE FDD B25	23.74	23.84	23.84	23.75	23.74	20.23	20.38	20.21	20.45	20.21	20.16
LTE FDD B2	23.81	23.81	23.71	23.91	23.94	20.18	20.35	20.22	20.25	20.22	20.39

Moving device away from the phantom:

KDB 616217 6.2.h Measured Power [dBm]											
Distance[mm]	13	12	11	10	9	8	7	6	5	4	3
GPRS 1900 1Tx	30.77	30.62	30.78	30.60	30.86	28.76	28.63	28.83	28.65	28.87	28.75
GPRS 1900 2Tx	27.94	27.95	27.83	28.11	28.04	24.81	24.89	24.82	24.81	24.67	24.80
GPRS 1900 3Tx	24.80	24.64	24.82	24.75	24.87	22.84	22.80	22.70	22.76	22.73	22.75
GPRS 1900 4Tx	24.11	24.11	24.01	23.87	23.93	21.82	21.81	21.95	22.00	22.01	21.86
UMTS B4	24.17	24.25	24.40	24.39	24.13	20.60	20.76	20.72	20.68	20.74	20.75
UMTS B2	24.39	24.45	24.11	24.31	24.27	20.12	20.13	20.13	20.38	20.23	20.30
LTE FDD B66	23.69	23.82	23.60	23.74	23.74	20.77	20.81	20.62	20.62	20.70	20.73
LTE FDD B4	23.67	23.88	23.80	23.76	23.91	20.63	20.90	20.66	20.91	20.95	20.70
LTE FDD B25	23.86	23.91	23.73	23.69	23.82	20.31	20.36	20.11	20.41	20.15	20.13
LTE FDD B2	23.71	23.72	23.61	23.90	23.83	20.20	20.41	20.21	20.30	20.30	20.28

Based on the most conservative measured triggering distance of 8 mm, additional SAR measurements were required at 7 mm from the bottom edge.

FCC ID: A3LSMG955F	 PCTEST ENGINEERING LABORATORY, INC.	SAR EVALUATION REPORT		Approved by: Quality Manager
Test Dates: 12/30/2016 – 02/15/2017	DUT Type: Portable Handset			APPENDIX H: Page 4 of 4