

**MEASUREMENT REPORT**
FCC Part 22, 24, & 27 LTE**Applicant Name:**

Samsung Electronics Co., Ltd.

129, Samsung-ro,

Yeongtong-gu, Suwon-si

Gyeonggi-do, 16677, Korea

Date of Testing:

12/29/2016 - 01/27/2017

Test Site/Location:

PCTEST Lab., Columbia, MD, USA

Test Report Serial No.:

1M1701030007-03.A3L

FCC ID : **A3LSMG955F****APPLICANT:** **SAMSUNG ELECTRONICS CO., LTD.****Application Type:**

Certification

Model:

SM-G955F

Additional Model(s):

SM-G955FD, SM-G955X

EUT Type:

Portable Handset

FCC Classification:

PCS Licensed Transmitter Held to Ear (PCE)

FCC Rule Part(s):

§2; §22; §24; §27


Test Procedure(s):

ANSI/TIA-603-D-2010, KDB 971168 D01 v02r02, KDB 648474 D03 v01r04

Test Device Serial No.:*identical prototype* [S/N: 2E84B, 07EB0, 07EA5, 07EAD]

This equipment has been shown to be capable of compliance with the applicable technical standards as indicated in the measurement report and was tested in accordance with the measurement procedures specified in §2.947. Test results reported herein relate only to the item(s) tested.

I attest to the accuracy of data. All measurements reported herein were performed by me or were made under my supervision and are correct to the best of my knowledge and belief. I assume full responsibility for the completeness of these measurements and vouch for the qualifications of all persons taking them.


Randy Ortanez
President





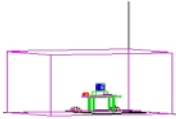
FCC ID: A3LSMG955F		FCC Pt. 22, 24, & 27 LTE MEASUREMENT REPORT (CERTIFICATION)	 Approved by: Quality Manager
Test Report S/N: 1M1701030007-03.A3L	Test Dates: 12/29/2016 - 01/27/2017	EUT Type: Portable Handset	Page 1 of 176

TABLE OF CONTENTS

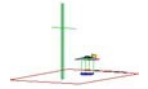
FCC PART 22, 24, & 27 MEASUREMENT REPORT	3
1.0 INTRODUCTION	6
1.1 Scope	6
1.2 Testing Facility	6
2.0 PRODUCT INFORMATION	7
2.1 Equipment Description	7
2.2 Device Capabilities	7
2.3 Test Configuration	7
2.4 EMI Suppression Device(s)/Modifications	7
3.0 DESCRIPTION OF TESTS	8
3.1 Measurement Procedure	8
3.1 Block C Frequency Range	8
3.2 Block A Frequency Range	8
3.3 Cellular - Base Frequency Blocks	8
3.4 Cellular - Mobile Frequency Blocks	9
3.5 PCS - Base Frequency Blocks	9
3.6 PCS - Mobile Frequency Blocks	9
3.7 AWS - Base Frequency Blocks	9
3.8 AWS - Mobile Frequency Blocks	10
3.9 BRS/EBS Frequency Block	10
3.10 Radiated Power and Radiated Spurious Emissions	11
4.0 MEASUREMENT UNCERTAINTY	12
5.0 TEST EQUIPMENT CALIBRATION DATA	13
6.0 SAMPLE CALCULATIONS	14
7.0 TEST RESULTS	15
7.1 Summary	15
7.2 Occupied Bandwidth	16
7.3 Spurious and Harmonic Emissions at Antenna Terminal	58
7.4 Band Edge Emissions at Antenna Terminal	86
7.5 Peak-Average Ratio	130
7.6 Radiated Power (ERP/EIRP)	140
7.7 Radiated Spurious Emissions Measurements	148
7.8 Frequency Stability / Temperature Variation	163
8.0 CONCLUSION	176

FCC ID: A3LSMG955F		FCC Pt. 22, 24, & 27 LTE MEASUREMENT REPORT (CERTIFICATION)		Approved by: Quality Manager
Test Report S/N: 1M1701030007-03.A3L	Test Dates: 12/29/2016 - 01/27/2017	EUT Type: Portable Handset	Page 2 of 176	



MEASUREMENT REPORT

FCC Part 22, 24, & 27



\$2.1033 General Information



APPLICANT: Samsung Electronics Co., Ltd.
APPLICANT ADDRESS: 129, Samsung-ro,
 Yeongtong-gu, Suwon-si, Gyeonggi-do, 16677, Korea
TEST SITE: PCTEST ENGINEERING LABORATORY, INC.
TEST SITE ADDRESS: 7185 Oakland Mills Road, Columbia, MD 21045 USA
FCC RULE PART(S): §2; §22; §24; §27
BASE MODEL: SM-G955F
FCC ID: A3LSMG955F
FCC CLASSIFICATION: PCS Licensed Transmitter Held to Ear (PCE)
FREQUENCY TOLERANCE: $\pm 0.00025\%$ (2.5 ppm)
Test Device Serial No.: 2E84B, 07EB0, 07EA5, ☐ Production ☒ Pre-Production ☐ Engineering
 07EAD
DATE(S) OF TEST: 12/29/2016 - 01/27/2017
TEST REPORT S/N: 1M1701030007-03.A3L

Test Facility / Accreditations

Measurements were performed at PCTEST Engineering Lab located in Columbia, MD 21046, U.S.A.



- PCTEST facility is an FCC registered (PCTEST Reg. No. 159966) test facility with the site description report on file and has met all the requirements specified in Section 2.948 of the FCC Rules and Industry Canada (2451B-1).
- PCTEST Lab is accredited to ISO 17025 by U.S. National Institute of Standards and Technology (NIST) under the National Voluntary Laboratory Accreditation Program (NVLAP Lab code: 100431-0) in EMC, FCC and Telecommunications.
- PCTEST Lab is accredited to ISO 17025-2005 by the American Association for Laboratory Accreditation (A2LA) in Specific Absorption Rate (SAR) testing, Hearing Aid Compatibility (HAC) testing, CTIA Test Plans, and wireless testing for FCC and Industry Canada Rules.
- PCTEST Lab is a recognized U.S. Conformity Assessment Body (CAB) in EMC and R&TTE (n.b. 0982) under the U.S.-EU Mutual Recognition Agreement (MRA).
- PCTEST TCB is a Telecommunication Certification Body (TCB) accredited to ISO/IEC Guide 65 by the American National Standards Institute (ANSI) in all scopes of FCC Rules and Industry Canada Standards (RSS).
- PCTEST facility is an IC registered (2451B-1) test laboratory with the site description on file at Industry Canada.
- PCTEST is a CTIA Authorized Test Laboratory (CATL) for AMPS, CDMA, and EvDO wireless devices and for Over-the-Air (OTA) Antenna Performance testing for AMPS, CDMA, GSM, GPRS, EGPRS, UMTS (W-CDMA), CDMA 1xEVDO, and CDMA 1xRTT.

FCC ID: A3LSMG955F		FCC Pt. 22, 24, & 27 LTE MEASUREMENT REPORT (CERTIFICATION)		Approved by: Quality Manager
Test Report S/N: 1M1701030007-03.A3L	Test Dates: 12/29/2016 - 01/27/2017	EUT Type: Portable Handset		Page 3 of 176



MEASUREMENT REPORT

FCC Part 22, 24, & 27





Mode	FCC Rule Part	Tx Frequency (MHz)	ERP/EIRP		Emission Designator	Modulation
			Max. Power (W)	Max. Power (dBm)		
LTE Band 12	27	699.7 - 715.3	0.079	19.00	1M14G7D	QPSK
LTE Band 12	27	699.7 - 715.3	0.058	17.67	1M15W7D	16QAM
LTE Band 12	27	699.7 - 715.3	0.047	16.75	1M14W7D	64QAM
LTE Band 12	27	700.5 - 714.5	0.077	18.88	2M73G7D	QPSK
LTE Band 12	27	700.5 - 714.5	0.058	17.65	2M74W7D	16QAM
LTE Band 12	27	700.5 - 714.5	0.046	16.64	2M72W7D	64QAM
LTE Band 12/17	27	701.5 - 713.5	0.077	18.87	4M52G7D	QPSK
LTE Band 12/17	27	701.5 - 713.5	0.059	17.71	4M51W7D	16QAM
LTE Band 12/17	27	701.5 - 713.5	0.046	16.64	4M53W7D	64QAM
LTE Band 12/17	27	704 - 711	0.072	18.57	8M99G7D	QPSK
LTE Band 12/17	27	704 - 711	0.054	17.34	8M99W7D	16QAM
LTE Band 12/17	27	704 - 711	0.043	16.29	9M01W7D	64QAM
LTE Band 13	27	779.5 - 784.5	0.058	17.62	4M52G7D	QPSK
LTE Band 13	27	779.5 - 784.5	0.045	16.49	4M51W7D	16QAM
LTE Band 13	27	779.5 - 784.5	0.034	15.36	4M52W7D	64QAM
LTE Band 13	27	782	0.056	17.48	8M97G7D	QPSK
LTE Band 13	27	782	0.044	16.41	9M00W7D	16QAM
LTE Band 13	27	782	0.029	14.56	8M97W7D	64QAM
LTE Band 5/26	22H	824.7 - 848.3	0.098	19.90	1M14G7D	QPSK
LTE Band 5/26	22H	824.7 - 848.3	0.076	18.82	1M15W7D	16QAM
LTE Band 5/26	22H	824.7 - 848.3	0.059	17.73	1M15W7D	64QAM
LTE Band 5/26	22H	825.5 - 847.5	0.096	19.82	2M73G7D	QPSK
LTE Band 5/26	22H	825.5 - 847.5	0.071	18.51	2M74W7D	16QAM
LTE Band 5/26	22H	825.5 - 847.5	0.056	17.48	2M73W7D	64QAM
LTE Band 5/26	22H	826.5 - 846.5	0.090	19.56	4M52G7D	QPSK
LTE Band 5/26	22H	826.5 - 846.5	0.067	18.24	4M51W7D	16QAM
LTE Band 5/26	22H	826.5 - 846.5	0.052	17.17	4M51W7D	64QAM
LTE Band 5/26	22H	829 - 844	0.087	19.42	9M00G7D	QPSK
LTE Band 5/26	22H	829 - 844	0.067	18.25	8M97W7D	16QAM
LTE Band 5/26	22H	829 - 844	0.054	17.32	8M98W7D	64QAM
LTE Band 26	22H	831.5 - 841.5	0.094	19.74	13M5G7D	QPSK
LTE Band 26	22H	831.5 - 841.5	0.072	18.56	13M5W7D	16QAM
LTE Band 26	22H	831.5 - 841.5	0.056	17.51	13M4W7D	64QAM

EUT Overview

FCC ID: A3LSMG955F		FCC Pt. 22, 24, & 27 LTE MEASUREMENT REPORT (CERTIFICATION)		Approved by: Quality Manager
Test Report S/N: 1M1701030007-03.A3L	Test Dates: 12/29/2016 - 01/27/2017	EUT Type: Portable Handset		Page 4 of 176

Mode	FCC Rule Part	Tx Frequency (MHz)	ERP/EIRP		Emission Designator	Modulation
			Max. Power (W)	Max. Power (dBm)		
LTE Band 4/66	27	1710.7 - 1779.3	0.305	24.85	1M13G7D	QPSK
LTE Band 4/66	27	1710.7 - 1779.3	0.238	23.77	1M15W7D	16QAM
LTE Band 4/66	27	1710.7 - 1779.3	0.185	22.68	1M14W7D	64QAM
LTE Band 4/66	27	1711.5 - 1778.5	0.306	24.86	2M74G7D	QPSK
LTE Band 4/66	27	1711.5 - 1778.5	0.237	23.74	2M74W7D	16QAM
LTE Band 4/66	27	1711.5 - 1778.5	0.187	22.72	2M73W7D	64QAM
LTE Band 4/66	27	1712.5 - 1777.5	0.310	24.91	4M55G7D	QPSK
LTE Band 4/66	27	1712.5 - 1777.5	0.231	23.63	4M52W7D	16QAM
LTE Band 4/66	27	1712.5 - 1777.5	0.180	22.56	4M52W7D	64QAM
LTE Band 4/66	27	1715 - 1775	0.313	24.95	9M02G7D	QPSK
LTE Band 4/66	27	1715 - 1775	0.243	23.85	9M02W7D	16QAM
LTE Band 4/66	27	1715 - 1775	0.191	22.81	9M01W7D	64QAM
LTE Band 4/66	27	1717.5 - 1772.5	0.318	25.02	13M5G7D	QPSK
LTE Band 4/66	27	1717.5 - 1772.5	0.242	23.83	13M5W7D	16QAM
LTE Band 4/66	27	1717.5 - 1772.5	0.191	22.80	13M5W7D	64QAM
LTE Band 4/66	27	1720 - 1770	0.335	25.25	18M0G7D	QPSK
LTE Band 4/66	27	1720 - 1770	0.245	23.89	18M0W7D	16QAM
LTE Band 4/66	27	1720 - 1770	0.192	22.84	17M9W7D	64QAM
LTE Band 2/25	24E	1850.7 - 1914.3	0.296	24.72	1M14G7D	QPSK
LTE Band 2/25	24E	1850.7 - 1914.3	0.215	23.32	1M15W7D	16QAM
LTE Band 2/25	24E	1850.7 - 1914.3	0.169	22.27	1M12W7D	64QAM
LTE Band 2/25	24E	1851.5 - 1913.5	0.292	24.65	2M75G7D	QPSK
LTE Band 2/25	24E	1851.5 - 1913.5	0.212	23.27	2M74W7D	16QAM
LTE Band 2/25	24E	1851.5 - 1913.5	0.166	22.20	2M73W7D	64QAM
LTE Band 2/25	24E	1852.5 - 1912.5	0.296	24.72	4M53G7D	QPSK
LTE Band 2/25	24E	1852.5 - 1912.5	0.221	23.44	4M53W7D	16QAM
LTE Band 2/25	24E	1852.5 - 1912.5	0.173	22.39	4M53W7D	64QAM
LTE Band 2/25	24E	1855 - 1910	0.294	24.68	9M02G7D	QPSK
LTE Band 2/25	24E	1855 - 1910	0.218	23.38	9M02W7D	16QAM
LTE Band 2/25	24E	1855 - 1910	0.170	22.31	9M03W7D	64QAM
LTE Band 2/25	24E	1857.5 - 1907.5	0.270	24.32	13M5G7D	QPSK
LTE Band 2/25	24E	1857.5 - 1907.5	0.204	23.10	13M5W7D	16QAM
LTE Band 2/25	24E	1857.5 - 1907.5	0.158	22.00	13M5W7D	64QAM
LTE Band 2/25	24E	1860 - 1905	0.279	24.46	18M0G7D	QPSK
LTE Band 2/25	24E	1860 - 1905	0.210	23.23	18M0W7D	16QAM
LTE Band 2/25	24E	1860 - 1905	0.166	22.21	18M0W7D	64QAM
LTE Band 41	27	2498.5 - 2687.5	0.135	21.30	4M54G7D	QPSK
LTE Band 41	27	2498.5 - 2687.5	0.103	20.14	4M52W7D	16QAM
LTE Band 41	27	2498.5 - 2687.5	0.081	19.08	4M52W7D	64QAM
LTE Band 41	27	2501 - 2685	0.129	21.10	8M98G7D	QPSK
LTE Band 41	27	2501 - 2685	0.109	20.36	8M98W7D	16QAM
LTE Band 41	27	2501 - 2685	0.084	19.25	9M00W7D	64QAM
LTE Band 41	27	2503.5 - 2682.5	0.125	20.95	13M4G7D	QPSK
LTE Band 41	27	2503.5 - 2682.5	0.094	19.73	13M5W7D	16QAM
LTE Band 41	27	2503.5 - 2682.5	0.073	18.61	13M4W7D	64QAM
LTE Band 41	27	2506 - 2680	0.152	21.82	17M9G7D	QPSK
LTE Band 41	27	2506 - 2680	0.107	20.28	18M0W7D	16QAM
LTE Band 41	27	2506 - 2680	0.083	19.17	18M0W7D	64QAM

EUT Overview (continued)

FCC ID: A3LSMG955F	 FCC Pt. 22, 24, & 27 LTE MEASUREMENT REPORT (CERTIFICATION) 		Approved by: Quality Manager
Test Report S/N: 1M1701030007-03.A3L	Test Dates: 12/29/2016 - 01/27/2017	EUT Type: Portable Handset	Page 5 of 176

1.0 INTRODUCTION

1.1 Scope

Measurement and determination of electromagnetic emissions (EME) of radio frequency devices including intentional and/or unintentional radiators for compliance with the technical rules and regulations of the Federal Communications Commission and the Industry Canada Certification and Engineering Bureau.

1.2 Testing Facility

The map below shows the location of the PCTEST LABORATORY, its proximity to the FCC Laboratory, the Columbia vicinity, the Baltimore-Washington Intern't'l (BWI) airport, the city of Baltimore and the Washington, DC area. (See Figure 1-1).

These measurement tests were conducted at the PCTEST Engineering Laboratory, Inc. facility located at 7185 Oakland Mills Road, Columbia, MD 21046. The site coordinates are 39° 10'23" N latitude and 76° 49'50" W longitude. The facility is 0.4 miles North of the FCC laboratory, and the ambient signal and ambient signal strength are approximately equal to those of the FCC laboratory. The detailed description of the measurement facility was found to be in compliance with the requirements of § 2.948 according to ANSI C63.4-2014 on January 22, 2015.

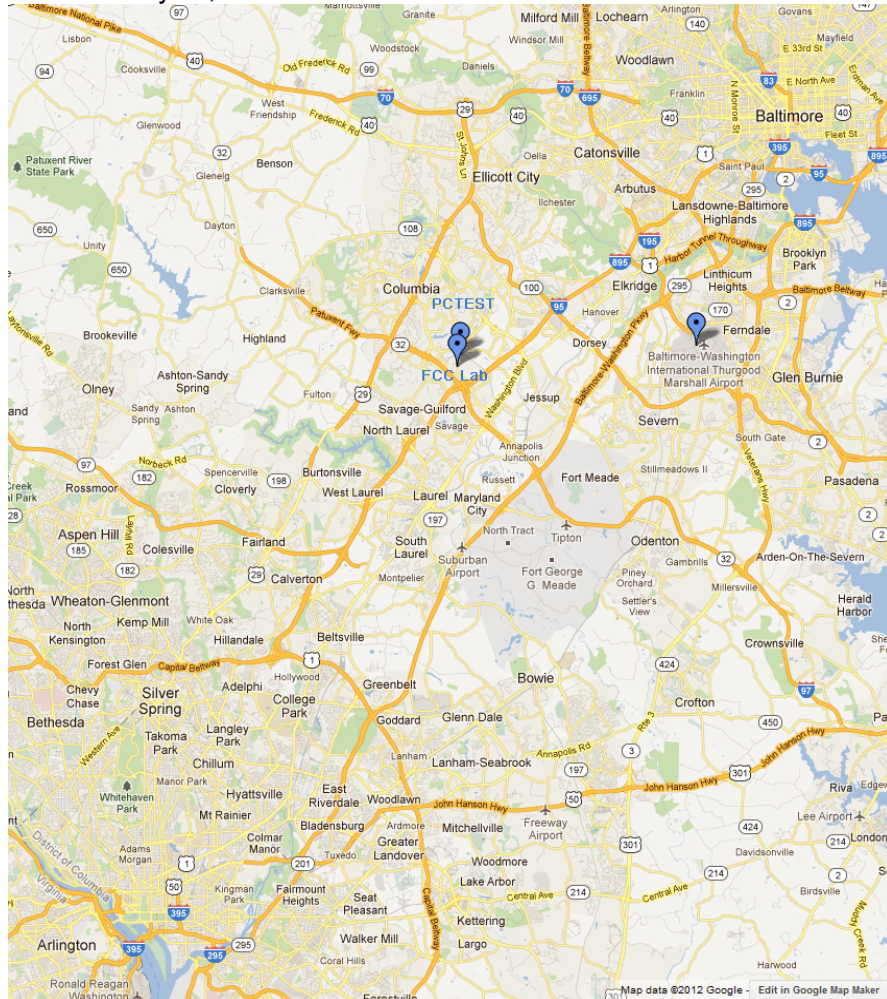


Figure 1-1. Map of the Greater Baltimore and Metropolitan Washington, D.C. area

FCC ID: A3LSMG955F	PCTEST ENGINEERING LABORATORY, INC.	FCC Pt. 22, 24, & 27 LTE MEASUREMENT REPORT (CERTIFICATION)	SAMSUNG	Approved by: Quality Manager
Test Report S/N: 1M1701030007-03.A3L	Test Dates: 12/29/2016 - 01/27/2017	EUT Type: Portable Handset		Page 6 of 176

2.0 PRODUCT INFORMATION

2.1 Equipment Description

The Equipment Under Test (EUT) is the **Samsung Portable Handset FCC ID: A3LSMG955F**. The test data contained in this report pertains only to the emissions due to the EUT's LTE function.

2.2 Device Capabilities

This device contains the following capabilities:

850/1900 GSM/GPRS/EDGE, 850/1700/1900 WCDMA/HSPA, Multi-band LTE, 802.11b/g/n WLAN, 802.11a/n/ac UNII, Bluetooth (1x, EDR, LE), NFC, ANT+

Note:

This device uses a tuner circuit that dynamically updates the antenna impedance parameters to optimize antenna performance for certain bands and modes of operation. The tuner for this device was set to simulate a "free space" condition where the transmit antenna is matched to the medium into which it is transmitting and, thus, the power is at its maximum level.



2.3 Test Configuration

The EUT was tested per the guidance of ANSI/TIA-603-D-2010 and KDB 971168 D01 v02r02. See Section 7.0 of this test report for a description of the radiated and antenna port conducted emissions tests.

This device supports wireless charging capability and, thus, is subject to the test requirements of KDB 648474 D03 v01r04. Additional radiated spurious emission measurements were performed with the EUT lying flat on a certified wireless charging pad (WCP) while operating under normal conditions in a simulated call or data transmission configuration. The worst case radiated emissions data is shown in this report.

2.4 EMI Suppression Device(s)/Modifications

No EMI suppression device(s) were added and no modifications were made during testing.

FCC ID: A3LSMG955F		FCC Pt. 22, 24, & 27 LTE MEASUREMENT REPORT (CERTIFICATION)		Approved by: Quality Manager
Test Report S/N: 1M1701030007-03.A3L	Test Dates: 12/29/2016 - 01/27/2017	EUT Type: Portable Handset	Page 7 of 176	

3.0 DESCRIPTION OF TESTS

3.1 Measurement Procedure

The measurement procedures described in the document titled “Land Mobile FM or PM – Communications Equipment – Measurements and Performance Standards” (ANSI/TIA-603-D-2010) and “Procedures for Compliance Measurement of the Fundamental Emission Power of Licensed Wideband (> 1 MHz) Digital Transmission Systems” (KDB 971168 D01 v02r02) were used in the measurement of the EUT.

3.1 Block C Frequency Range §27.5(b)(3)

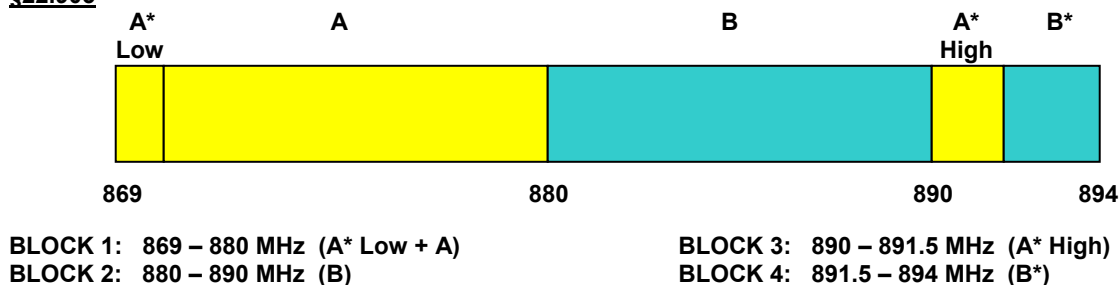
Two paired channels of 11 megahertz each are available for assignment in Block C in the 746-757 MHz and 776-787 MHz bands. In the event that no licenses for two channels in this Block C are assigned based on the results of the first auction in which such licenses were offered because the auction results do not satisfy the applicable reserve price, the spectrum in the 746-757 MHz and 776-787 MHz bands will instead be made available for assignment at a subsequent auction as follows: (i) Two paired channels of 6 megahertz each available for assignment in Block C1 in the 746-752 MHz and 776-782 MHz bands. (ii) Two paired channels of 5 megahertz each available for assignment in Block C2 in the 752-757 MHz and 782-787 MHz bands.



3.2 Block A Frequency Range §27.5(c)

698-746 MHz band. The following frequencies are available for licensing pursuant to this part in the 698-746 MHz band: (1) Three paired channel blocks of 12 megahertz each are available for assignment as follows:

Block A: 698-704 MHz and 728-734 MHz;
Block B: 704-710 MHz and 734-740 MHz; and
Block C: 710-716 MHz and 740-746 MHz.

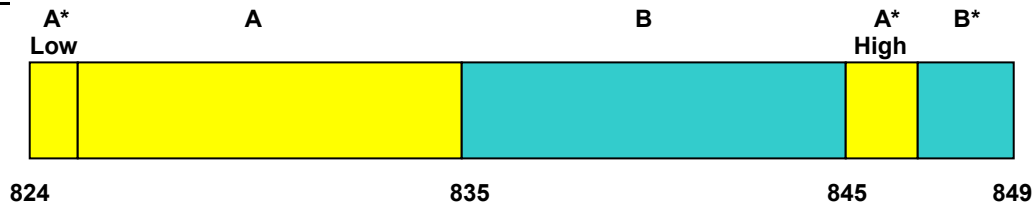
3.3 Cellular - Base Frequency Blocks §22.905



FCC ID: A3LSMG955F		FCC Pt. 22, 24, & 27 LTE MEASUREMENT REPORT (CERTIFICATION)		Approved by: Quality Manager
Test Report S/N: 1M1701030007-03.A3L	Test Dates: 12/29/2016 - 01/27/2017	EUT Type: Portable Handset	Page 8 of 176	

3.4 Cellular - Mobile Frequency Blocks

§22.905



BLOCK 1: 824 – 835 MHz (A* Low + A)

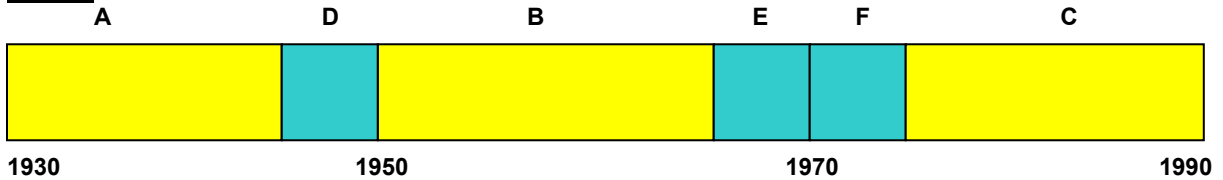
BLOCK 2: 835 – 845 MHz (B)

BLOCK 3: 845 – 846.5 MHz (A* High)

BLOCK 4: 846.5 – 849 MHz (B*)

3.5 PCS - Base Frequency Blocks

§24.229



BLOCK 1: 1930 – 1945 MHz (A)

BLOCK 2: 1945 – 1950 MHz (D)

BLOCK 3: 1950 – 1965 MHz (B)

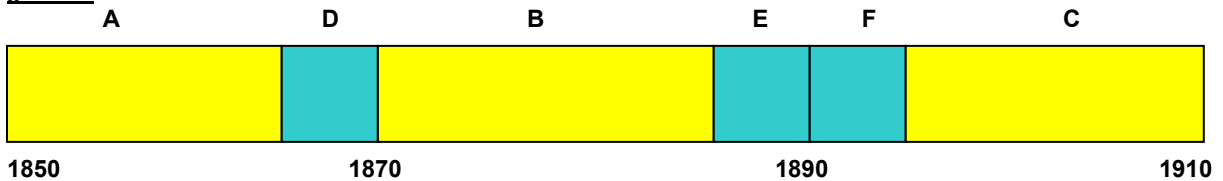
BLOCK 4: 1965 – 1970 MHz (E)

BLOCK 5: 1970 – 1975 MHz (F)

BLOCK 6: 1975 – 1990 MHz (C)

3.6 PCS - Mobile Frequency Blocks

§24.229



BLOCK 1: 1850 – 1865 MHz (A)

BLOCK 2: 1865 – 1870 MHz (D)

BLOCK 3: 1870 – 1885 MHz (B)

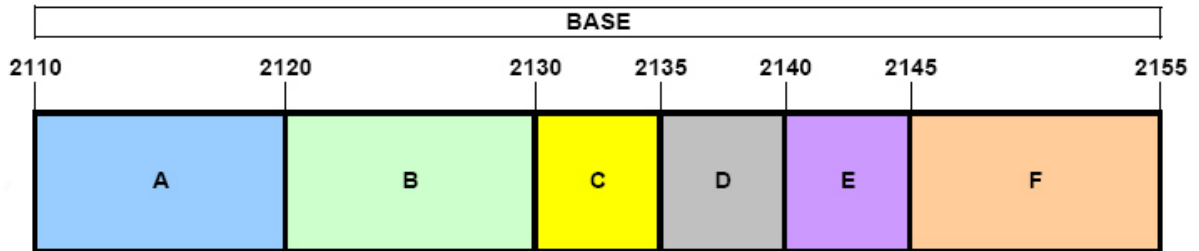
BLOCK 4: 1885 – 1890 MHz (E)

BLOCK 5: 1890 – 1895 MHz (F)

BLOCK 6: 1895 – 1910 MHz (C)

3.7 AWS - Base Frequency Blocks

§27.5(h)



BLOCK 1: 2110 – 2120 MHz (A)

BLOCK 2: 2120 – 2130 MHz (B)

BLOCK 3: 2130 – 2135 MHz (C)

BLOCK 4: 2135 – 2140 MHz (D)

BLOCK 5: 2140 – 2145 MHz (E)

BLOCK 6: 2145 – 2155 MHz (F)

FCC ID: A3LSMG955F	PCTEST ENGINEERING LABORATORY, INC.	FCC Pt. 22, 24, & 27 LTE MEASUREMENT REPORT (CERTIFICATION)	SAMSUNG	Approved by: Quality Manager
Test Report S/N: 1M1701030007-03.A3L	Test Dates: 12/29/2016 - 01/27/2017	EUT Type: Portable Handset		Page 9 of 176

3.10 Radiated Power and Radiated Spurious Emissions

§2.1053 §22.913(a.2) §22.917(a) §24.232(c) §24.238(a) §27.50(b.10) §27.50(c.10) §27.50(d.4) §27.53(f) §27.53(g) §27.53(h) §27.53(m)

The radiated test facilities consisted of an indoor 3 meter semi-anechoic chamber used for final measurements and exploratory measurements, when necessary. The measurement area is contained within the semi-anechoic chamber which is shielded from any ambient interference. The test site inside the chamber is a 6m x 5.2m elliptical, obstruction-free area in accordance with Figure 5.7 of Clause 5 in ANSI C63.4-2014. Absorbers are arranged on the floor between the turn table and the antenna mast in such a way so as to maximize the reduction of reflections for measurements above 1GHz. For measurements below 1GHz, the absorbers are removed. A raised turntable is used for radiated measurement. The turn table is a continuously rotatable, remote-controlled, metallic turntable and 2 meters (6.56 ft.) in diameter. The turn table is flush with the raised floor of the chamber in order to maintain its function as a ground plane. A 72.4cm high PVC support structure is placed on top of the turntable. A 3" (~7.6cm) sheet of high density polystyrene is used as the table top and is placed on top of the PVC supports to bring the total height of the table to 80cm.



The equipment under test was transmitting while connected to its integral antenna and is placed on a turntable 3 meters from the receive antenna. The receive antenna height is adjusted between 1 and 4 meter height, the turntable is rotated through 360 degrees, and the EUT is manipulated through all orthogonal planes representative of its typical use to achieve the highest reading on the receive spectrum analyzer. Radiated power levels are also investigated with the receive antenna horizontally and vertically polarized. The maximized power level is recorded using the spectrum analyzer "Channel Power" function with the integration band set to the emissions' occupied bandwidth, a RMS detector, RBW = 100kHz, VBW = 300kHz, and a 1 second sweep time over a minimum of 10 sweeps, per the guidelines of KDB 971168 D01 v02r02.

Per the guidance of ANSI/TIA-603-D-2010, a half-wave dipole is then substituted in place of the EUT. For emissions above 1GHz, a horn antenna is substituted in place of the EUT. The substitute antenna is driven by a signal generator with the level of the signal generator being adjusted to obtain the same receive spectrum analyzer level previously recorded from the spurious emission from the EUT. The power of the emission is calculated using the following formula:

$$P_d \text{ [dBm]} = P_g \text{ [dBm]} - \text{cable loss [dB]} + \text{antenna gain [dBd/dBi]}$$

Where, P_d is the dipole equivalent power, P_g is the generator output into the substitution antenna, and the antenna gain is the gain of the substitute antenna used relative to either a half-wave dipole (dBd) or an isotropic source (dBi). The substitute level is equal to $P_g \text{ [dBm]} - \text{cable loss [dB]}$.



The calculated P_d levels are then compared to the absolute spurious emission limit of -13dBm which is equivalent to the required minimum attenuation of $43 + 10\log_{10}(\text{Power}_{\text{[Watts]}})$. For Band 41, the calculated P_d levels are compared to the absolute spurious emission limit of -25dBm which is equivalent to the required minimum attenuation of $55 + 10\log_{10}(\text{Power}_{\text{[Watts]}})$.

FCC ID: A3LSMG955F		FCC Pt. 22, 24, & 27 LTE MEASUREMENT REPORT (CERTIFICATION)		Approved by: Quality Manager
Test Report S/N: 1M1701030007-03.A3L	Test Dates: 12/29/2016 - 01/27/2017	EUT Type: Portable Handset	Page 11 of 176	

4.0 MEASUREMENT UNCERTAINTY

The measurement uncertainties shown below were calculated in accordance with the requirements of ANSI C63.4-2014. All measurement uncertainty values are shown with a coverage factor of $k = 2$ to indicate a 95% level of confidence. The measurement data shown herein meets or exceeds the U_{CISPR} measurement uncertainty values specified in CISPR 16-4-2 and, thus, can be compared directly to specified limits to determine compliance.

Contribution	Expanded Uncertainty (\pm dB)
Conducted Bench Top Measurements	1.13
Radiated Disturbance (<1GHz)	4.98
Radiated Disturbance (>1GHz)	5.07
Radiated Disturbance (>18GHz)	5.09

FCC ID: A3LSMG955F		FCC Pt. 22, 24, & 27 LTE MEASUREMENT REPORT (CERTIFICATION)		Approved by: Quality Manager
Test Report S/N: 1M1701030007-03.A3L	Test Dates: 12/29/2016 - 01/27/2017	EUT Type: Portable Handset		Page 12 of 176

5.0 TEST EQUIPMENT CALIBRATION DATA



Test Equipment Calibration is traceable to the National Institute of Standards and Technology (NIST). Measurements antennas used during testing were calibrated in accordance to the requirements of ANSI C63.5-2006.

Manufacturer	Model	Description	Cal Date	Cal Interval	Cal Due	Serial Number
-	LTX1	Licensed Transmitter Cable Set	4/11/2016	Annual	4/11/2017	LTX1
-	LTX3	Licensed Transmitter Cable Set	7/12/2016	Annual	7/12/2017	LTX3
-	RE1	Radiated Emissions Cable Set (UHF/EHF)	7/11/2016	Annual	7/11/2017	RE1
Agilent	E5515C	Wireless Communications Test Set	1/29/2016	Biennial	1/29/2018	GB46310798
Agilent	N9020A	MXA Signal Analyzer	10/28/2016	Annual	10/28/2017	US46470561
Agilent	N9030A	PXA Signal Analyzer (26.5GHz)	7/20/2016	Annual	7/20/2017	MY49432391
Agilent	N9030A	PXA Signal Analyzer (44GHz)	3/1/2016	Annual	3/1/2017	MY52350166
Com-Power	AL-130	9kHz - 30MHz Loop Antenna	7/30/2015	Biennial	7/30/2017	121034
Com-Power	PAM-103	Pre-Amplifier (1-1000MHz)	7/6/2016	Annual	7/6/2017	441119
Emco	3115	Horn Antenna (1-18GHz)	3/10/2016	Biennial	3/10/2018	9704-5182
EMCO	3160-09	Small Horn (18 - 26.5GHz)	8/23/2016	Biennial	8/23/2018	135427
Espec	ESX-2CA	Environmental Chamber	3/4/2016	Annual	3/4/2017	17620
ETS Lindgren	3117	1-18 GHz DRG Horn (Medium)	12/1/2016	Biennial	12/1/2018	125518
ETS Lindgren	3164-08	Quad Ridge Horn Antenna	4/26/2016	Biennial	4/26/2018	128337
Mini Circuits	PWR-SEN-4GHS	USB Power Sensor	3/4/2016	Annual	3/4/2017	11401010036
Mini Circuits	TVA-11-422	RF Power Amp	N/A			QA1317001
Mini-Circuits	SSG-4000HP	Synthesized Signal Generator	N/A			11403100002
PCTEST	-	EMC Switch System	7/11/2016	Annual	7/11/2017	NM1
PCTEST	-	EMC Switch System	7/6/2016	Annual	7/6/2017	NM2
Rohde & Schwarz	CMW500	Radio Communication Tester	10/20/2016	Annual	10/20/2017	100976
Rohde & Schwarz	ESU26	EMI Test Receiver (26.5GHz)	5/16/2016	Annual	5/16/2017	100342
Rohde & Schwarz	ESU40	EMI Test Receiver (40GHz)	7/15/2016	Annual	7/15/2017	100348
Rohde & Schwarz	FSW67	Signal / Spectrum Analyzer	7/27/2016	Annual	7/27/2017	103200
Rohde & Schwarz	TS-PR26	18-26.5 GHz Pre-Amplifier	3/7/2016	Annual	3/7/2017	100040
Schwarzbeck	UHA 9105	Dipole Antenna (400 - 1GHz) Rx	3/30/2016	Biennial	3/30/2018	9105-2404
Seekonk	NC-100	Torque Wrench 5/16", 8" lbs	3/2/2016	Biennial	3/2/2018	N/A
Sunol	DRH-118	Horn Antenna (1-18GHz)	7/30/2015	Biennial	7/30/2017	A050307
Sunol	JB5	Bi-Log Antenna (30M - 5GHz)	3/14/2016	Biennial	3/14/2018	A051107

Table 5-1. Test Equipment

Note:

Equipment with a calibration date of "N/A" shown in this list was not used to make direct calibrated measurements.

FCC ID: A3LSMG955F		FCC Pt. 22, 24, & 27 LTE MEASUREMENT REPORT (CERTIFICATION)		Approved by: Quality Manager
Test Report S/N: 1M1701030007-03.A3L	Test Dates: 12/29/2016 - 01/27/2017	EUT Type: Portable Handset	Page 13 of 176	

6.0 SAMPLE CALCULATIONS

Emission Designator

QPSK Modulation

Emission Designator = 8M62G7D

LTE BW = 8.62 MHz

G = Phase Modulation

7 = Quantized/Digital Info

D = Data transmission, telemetry, telecommand

16QAM Modulation

Emission Designator = 8M45W7D

LTE BW = 8.45 MHz

W = Amplitude/Angle Modulated



7 = Quantized/Digital Info

D = Data transmission, telemetry, telecommand

Spurious Radiated Emission – LTE Band

Example: Middle Channel LTE Mode 2nd Harmonic (1564 MHz)

The average spectrum analyzer reading at 3 meters with the EUT on the turntable was –81.0 dBm. The gain of the substituted antenna is 8.1 dBi. The signal generator connected to the substituted antenna terminals is adjusted to produce a reading of –81.0 dBm on the spectrum analyzer. The loss of the cable between the signal generator and the terminals of the substituted antenna is 2.0 dB at 1564 MHz. So 6.1 dB is added to the signal generator reading of –30.9 dBm yielding –24.80 dBm. The fundamental EIRP was 25.501 dBm so this harmonic was 25.501 dBm – (-24.80).

FCC ID: A3LSMG955F		FCC Pt. 22, 24, & 27 LTE MEASUREMENT REPORT (CERTIFICATION)		Approved by: Quality Manager
Test Report S/N: 1M1701030007-03.A3L	Test Dates: 12/29/2016 - 01/27/2017	EUT Type: Portable Handset		Page 14 of 176

7.0 TEST RESULTS

7.1 Summary



Company Name: Samsung Electronics Co., Ltd.
 FCC ID: A3LSMG955F
 FCC Classification: PCS Licensed Transmitter Held to Ear (PCE)
 Mode(s): LTE

FCC Part Section(s)	Test Description	Test Limit	Test Condition	Result	Reference
2.1049	Occupied Bandwidth	N/A	CONDUCTED	PASS	Section 7.2
2.1051 22.917(a) 24.238(a) 27.53(c) 27.53(g) 27.53(h)	Out of Band Emissions (Band 5/26, 12/17, 13, 2/25, 4/66)	$> 43 + 10\log_{10} (P[\text{Watts}])$ at Band Edge and for all out-of-band emissions		PASS	Section 7.3, 7.4
27.53(m)	Out of Band Emissions (Band 41)	$> 43 + 10\log_{10} (P[\text{Watts}])$ at channel edges and $> 55 + 10\log_{10} (P[\text{Watts}])$ at 5.5MHz away and beyond channel edges		PASS	Section 7.3, 7.4
24.232(d)	Peak-Average Ratio	$< 13 \text{ dB}$		PASS	Section 7.5
2.1046	Transmitter Conducted Output Power	N/A		PASS	See RF Exposure Report
2.1055. 22.355 24.235 27.54	Frequency Stability	$< 2.5 \text{ ppm}$ (Part 22) and fundamental emissions stay within authorized frequency block (Part 24, 27)		PASS	Section 7.8
22.913(a.2)	Effective Radiated Power (Band 5/26)	$< 7 \text{ Watts max. ERP}$	RADIATED	PASS	Section 7.6
27.50(b.10) 27.50(c.10)	Effective Radiated Power (Band 12/17, 13)	$< 3 \text{ Watts max. ERP}$		PASS	Section 7.6
24.232(c) 27.50(h.2)	Equivalent Isotropic Radiated Power (Band 2/25, 41)	$< 2 \text{ Watts max. EIRP}$		PASS	Section 7.6
27.50(d.4)	Equivalent Isotropic Radiated Power (Band 4/66)	$< 1 \text{ Watts max. EIRP}$		PASS	Section 7.6
2.1053 22.917(a) 24.238(a) 27.53(c) 27.53(g) 27.53(h)	Undesirable Emissions (Band 5/26, 12/17, 13, 2/25, 4/66)	$> 43 + 10\log_{10} (P[\text{Watts}])$ for all out-of-band emissions		PASS	Section 7.7
27.53(f)	Undesirable Emissions (Band 13)	$< -70 \text{ dBW/MHz}$ (for wideband signals) $< -80 \text{ dBW}$ (for discrete emissions less than 700Hz BW) For all emissions in the band 1559 – 1610 MHz		PASS	Section 7.7
27.53(m)	Undesirable Emissions (Band 41)	$> 43 + 10\log_{10} (P[\text{Watts}])$ at channel edges $> 55 + 10\log_{10} (P[\text{Watts}])$ at 5.5MHz away and beyond channel edges		PASS	Section 7.7

Table 7-1. Summary of Test Results

Notes:

- 1) All modes of operation and data rates were investigated. The test results shown in the following sections represent the worst case emissions.
- 2) The analyzer plots (Sections 7.2, 7.3, 7.4, 7.5) were all taken with a correction table loaded into the analyzer. The correction table was used to account for the losses of the cables, directional couplers, and attenuators used as part of the system to maintain a link between the call box and the EUT at all frequencies of interest.
- 3) All antenna port conducted emissions testing was performed on a test bench with the antenna port of the EUT connected to the spectrum analyzer through calibrated cables, attenuators, and couplers.
- 4) For conducted spurious emissions, automated test software was used to measure emissions and capture the corresponding plots necessary to show compliance. The measurement software utilized is PCTEST "LTE Automation," Version 4.5.

FCC ID: A3LSMG955F		FCC Pt. 22, 24, & 27 LTE MEASUREMENT REPORT (CERTIFICATION)		Approved by: Quality Manager
Test Report S/N: 1M1701030007-03.A3L	Test Dates: 12/29/2016 - 01/27/2017	EUT Type: Portable Handset	Page 15 of 176	

7.2 Occupied Bandwidth

\$2.1049

Test Overview

The occupied bandwidth, that is the frequency bandwidth such that, below its lower and above its upper frequency limits, the mean powers radiated are each equal to 0.5 percent of the total mean power radiated by a given emission shall be measured. All modes of operation were investigated and the worst case configuration results are reported in this section.

Test Procedure Used

KDB 971168 D01 v02r02 – Section 4.2

Test Settings

1. The signal analyzer's automatic bandwidth measurement capability was used to perform the 99% occupied bandwidth and the 26dB bandwidth. The bandwidth measurement was not influenced by any intermediate power nulls in the fundamental emission.
2. RBW = 1 – 5% of the expected OBW
3. VBW $\geq 3 \times$ RBW
4. Detector = Peak
5. Trace mode = max hold
6. Sweep = auto couple
7. The trace was allowed to stabilize
8. If necessary, steps 2 – 7 were repeated after changing the RBW such that it would be within 1 – 5% of the 99% occupied bandwidth observed in Step 7

Test Setup

The EUT and measurement equipment were set up as shown in the diagram below.

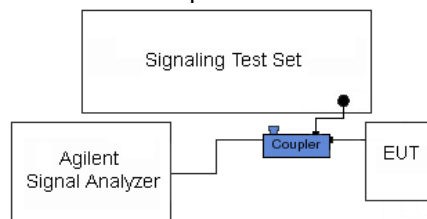
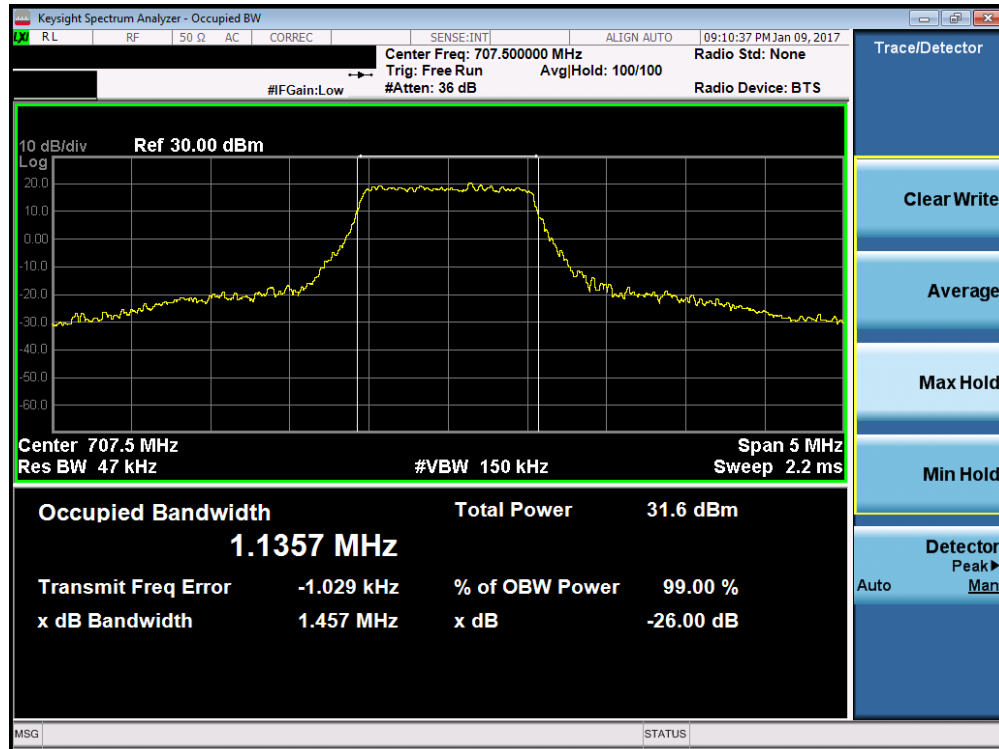


Figure 7-1. Test Instrument & Measurement Setup

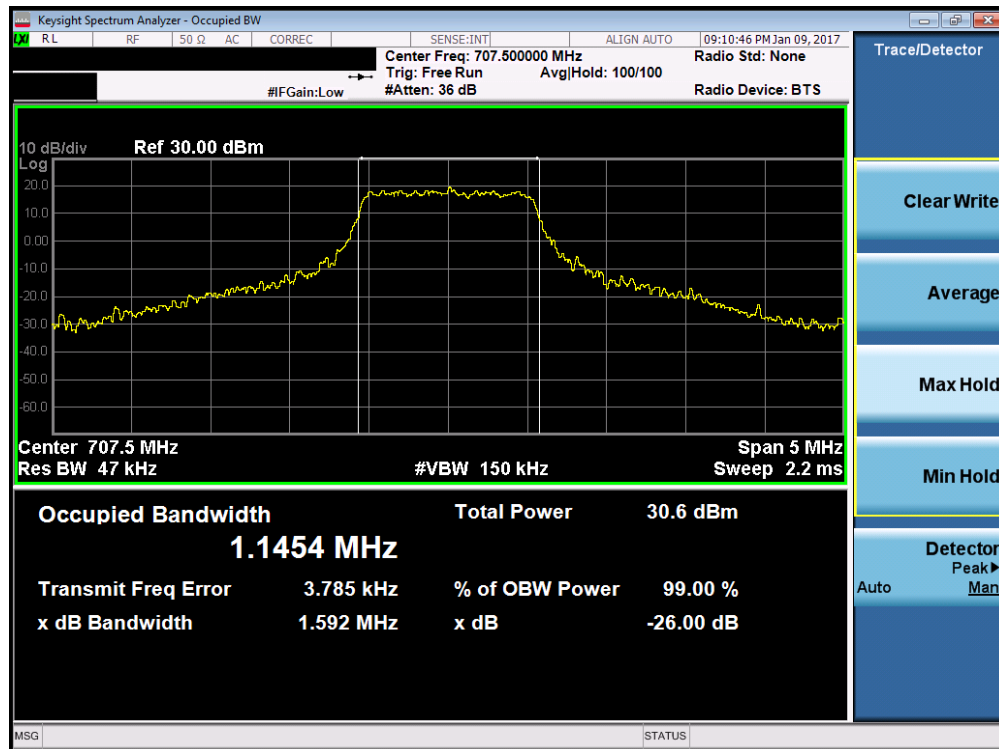
Test Notes

None.

FCC ID: A3LSMG955F	PCTEST ENGINEERING LABORATORY, INC.	FCC Pt. 22, 24, & 27 LTE MEASUREMENT REPORT (CERTIFICATION)	SAMSUNG	Approved by: Quality Manager
Test Report S/N: 1M1701030007-03.A3L	Test Dates: 12/29/2016 - 01/27/2017	EUT Type: Portable Handset	Page 16 of 176	

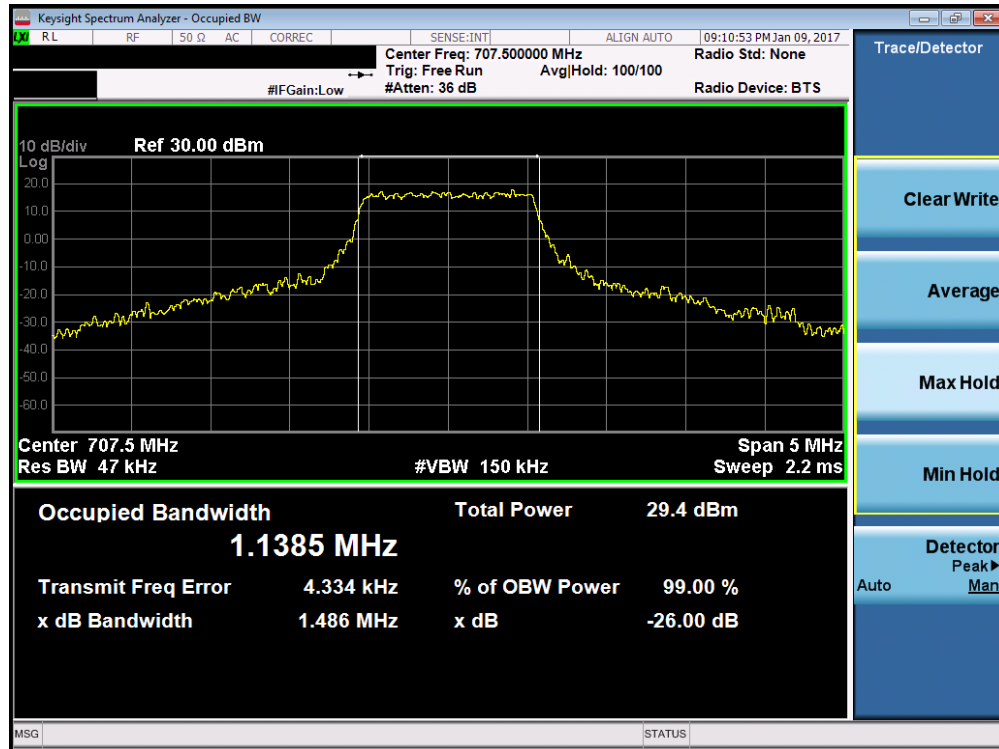


Plot 7-1. Occupied Bandwidth Plot (Band 12 – 1.4MHz QPSK – RB Size 6)

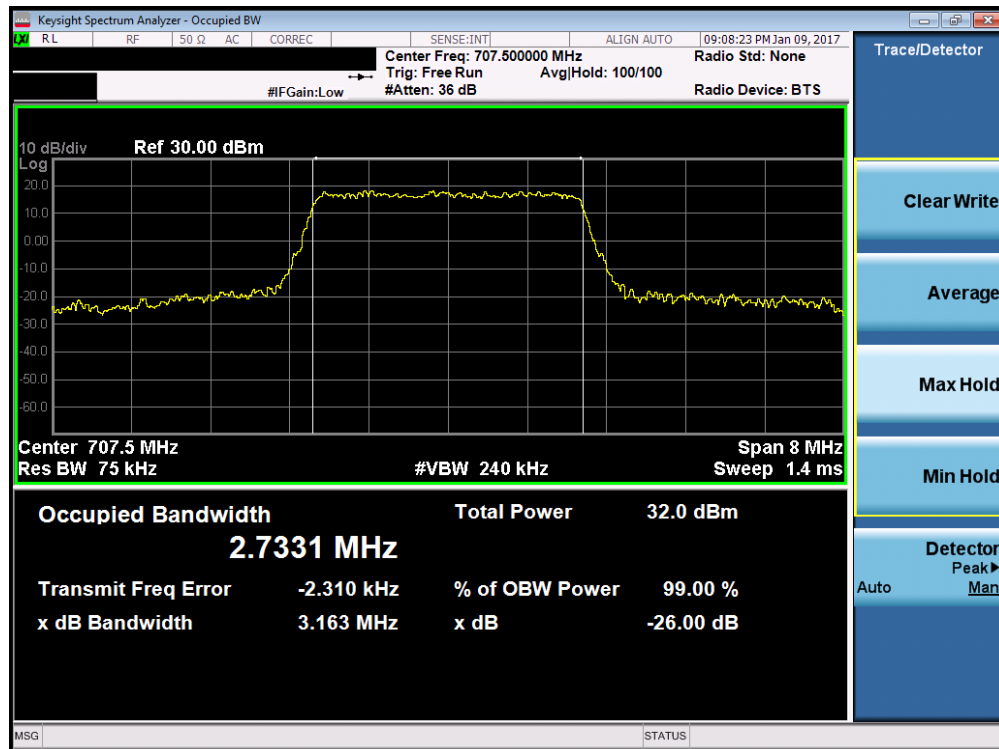


Plot 7-2. Occupied Bandwidth Plot (Band 12 – 1.4MHz 16-QAM – RB Size 6)

FCC ID: A3LSMG955F	PCTEST ENGINEERING LABORATORY, INC.	FCC Pt. 22, 24, & 27 LTE MEASUREMENT REPORT (CERTIFICATION)	SAMSUNG	Approved by: Quality Manager
Test Report S/N: 1M1701030007-03.A3L	Test Dates: 12/29/2016 - 01/27/2017	EUT Type: Portable Handset		Page 17 of 176

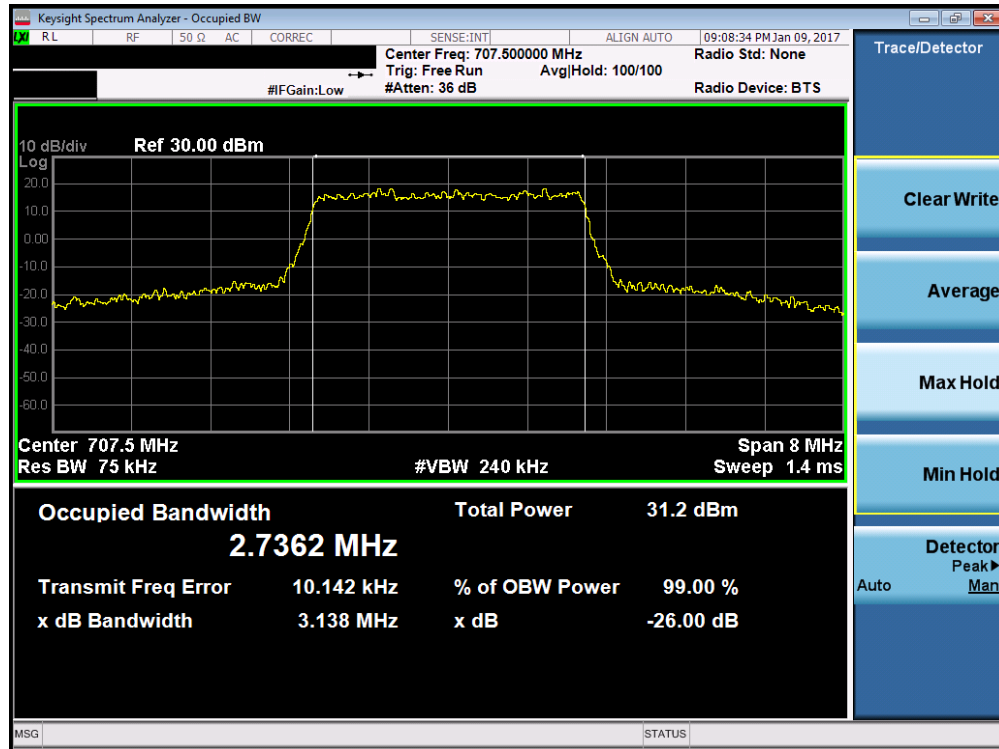


Plot 7-3. Occupied Bandwidth Plot (Band 12 – 1.4MHz 64-QAM – RB Size 6)

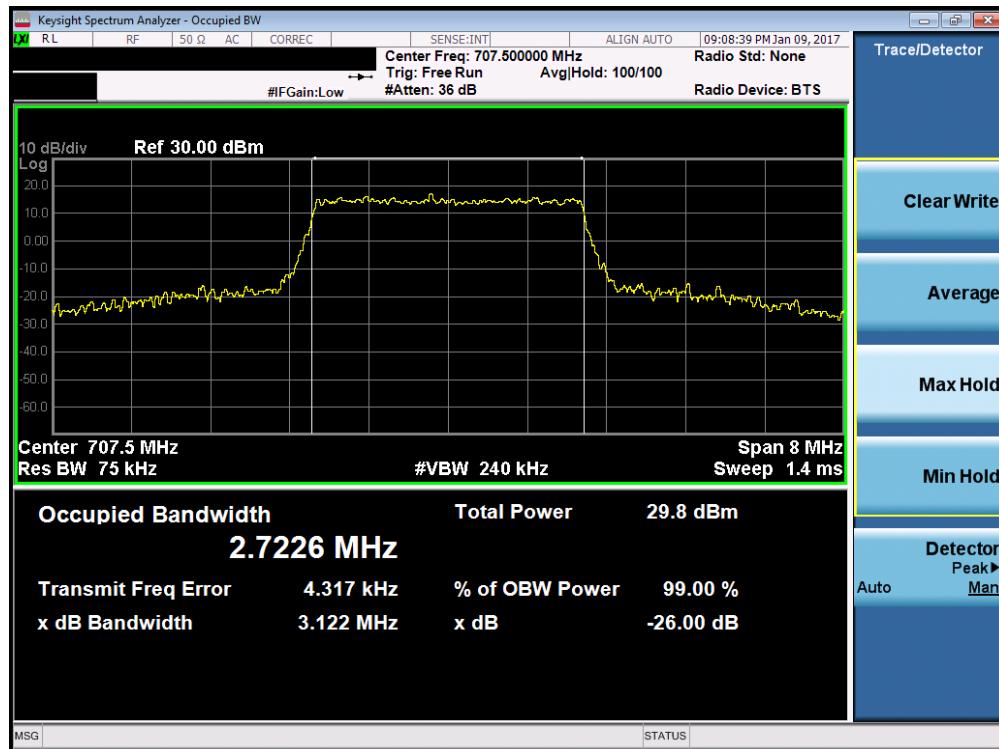


Plot 7-4. Occupied Bandwidth Plot (Band 12 – 3.0MHz QPSK – RB Size 15)

FCC ID: A3LSMG955F	PCTEST ENGINEERING LABORATORY, INC.	FCC Pt. 22, 24, & 27 LTE MEASUREMENT REPORT (CERTIFICATION)	SAMSUNG	Approved by: Quality Manager
Test Report S/N: 1M1701030007-03.A3L	Test Dates: 12/29/2016 - 01/27/2017	EUT Type: Portable Handset		Page 18 of 176

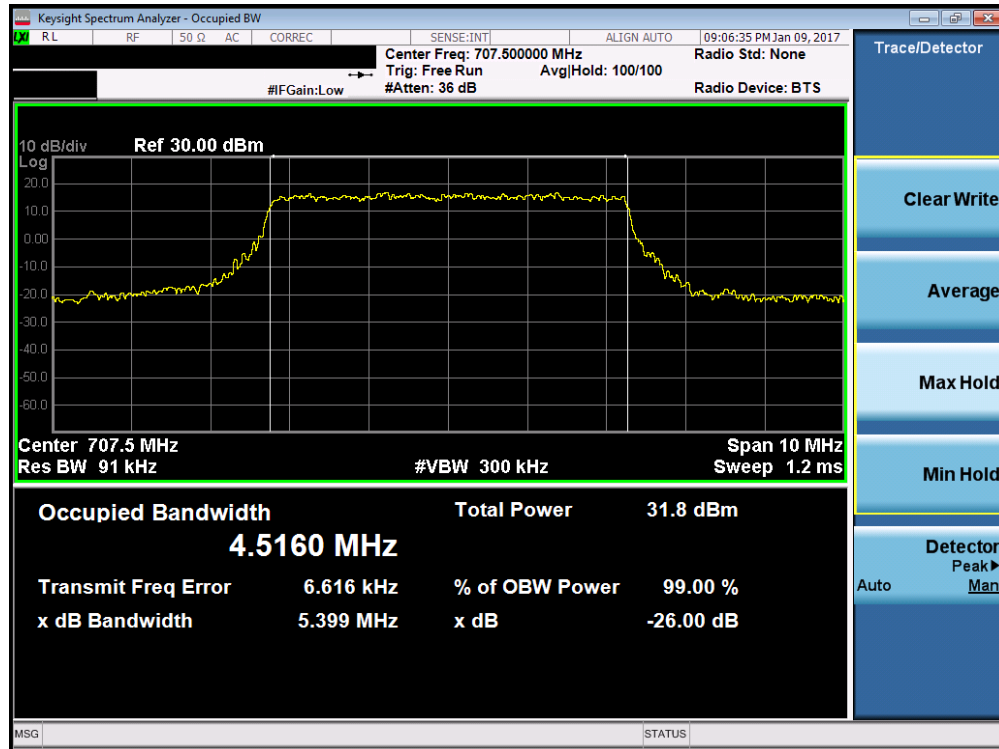


Plot 7-5. Occupied Bandwidth Plot (Band 12 – 3.0MHz 16-QAM – RB Size 15)



Plot 7-6. Occupied Bandwidth Plot (Band 12 – 3.0MHz 64-QAM – RB Size 15)

FCC ID: A3LSMG955F	PCTEST ENGINEERING LABORATORY, INC.	FCC Pt. 22, 24, & 27 LTE MEASUREMENT REPORT (CERTIFICATION)	SAMSUNG	Approved by: Quality Manager
Test Report S/N: 1M1701030007-03.A3L	Test Dates: 12/29/2016 - 01/27/2017	EUT Type: Portable Handset		Page 19 of 176

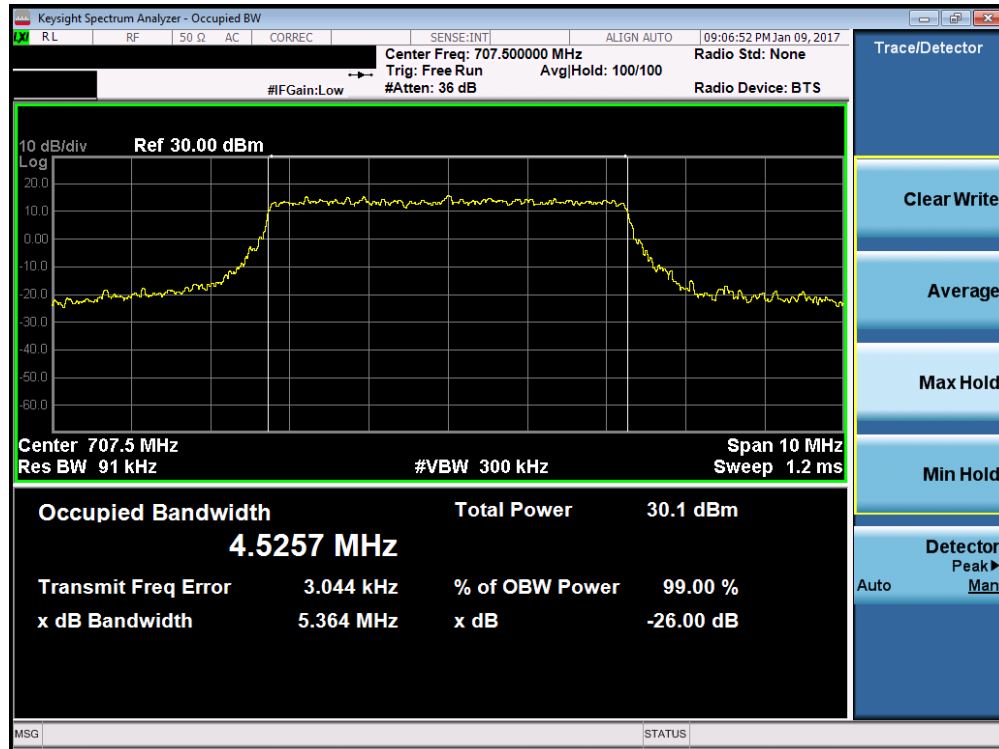


Plot 7-7. Occupied Bandwidth Plot (Band 12/17 – 5.0MHz QPSK – RB Size 25)

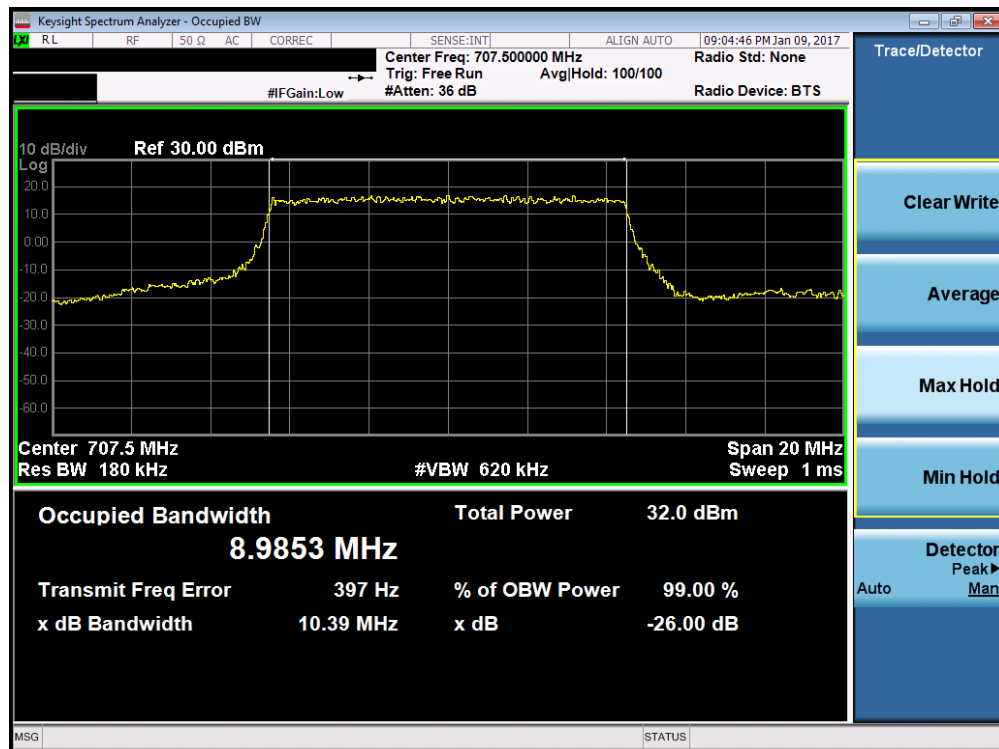


Plot 7-8. Occupied Bandwidth Plot (Band 12/17 – 5.0MHz 16-QAM – RB Size 25)

FCC ID: A3LSMG955F	PCTEST ENGINEERING LABORATORY, INC.	FCC Pt. 22, 24, & 27 LTE MEASUREMENT REPORT (CERTIFICATION)	SAMSUNG	Approved by: Quality Manager
Test Report S/N: 1M1701030007-03.A3L	Test Dates: 12/29/2016 - 01/27/2017	EUT Type: Portable Handset		Page 20 of 176

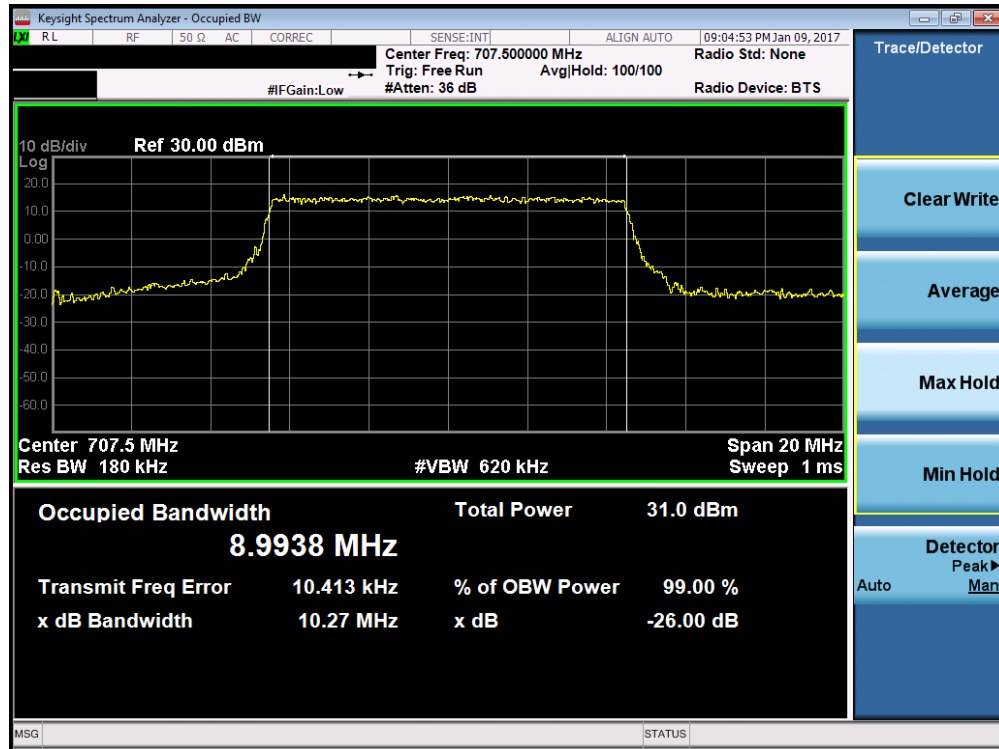


Plot 7-9. Occupied Bandwidth Plot (Band 12/17 – 5.0MHz 64-QAM – RB Size 25)

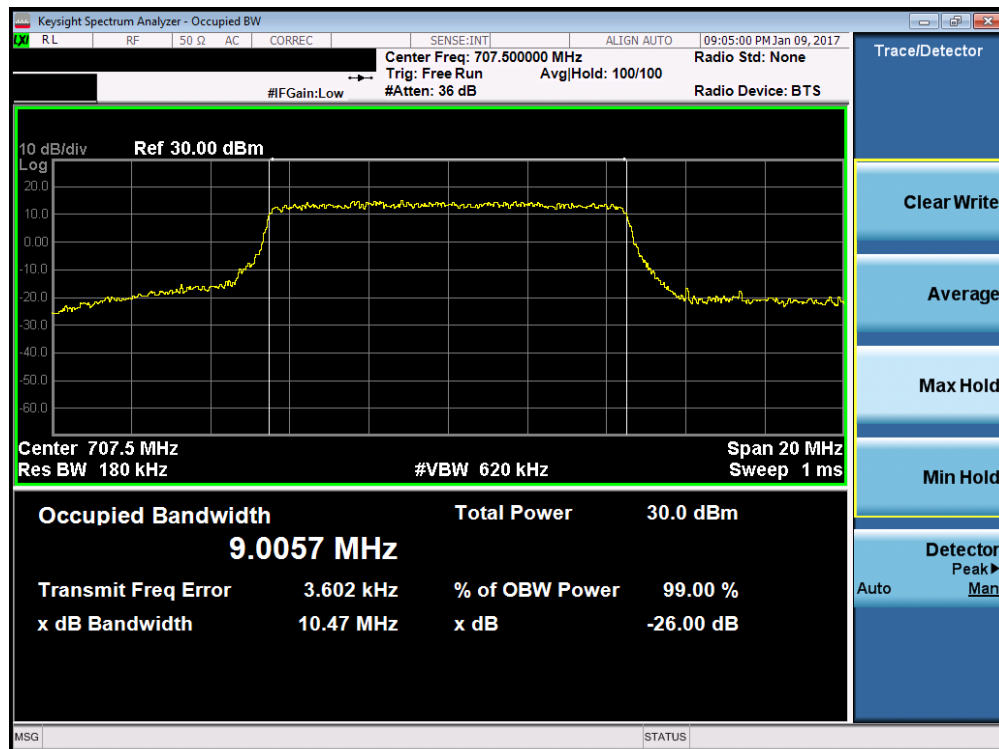


Plot 7-10. Occupied Bandwidth Plot (Band 12/17 – 10.0MHz QPSK – RB Size 50)

FCC ID: A3LSMG955F	PCTEST ENGINEERING LABORATORY, INC.	FCC Pt. 22, 24, & 27 LTE MEASUREMENT REPORT (CERTIFICATION)	SAMSUNG	Approved by: Quality Manager
Test Report S/N: 1M1701030007-03.A3L	Test Dates: 12/29/2016 - 01/27/2017	EUT Type: Portable Handset		Page 21 of 176

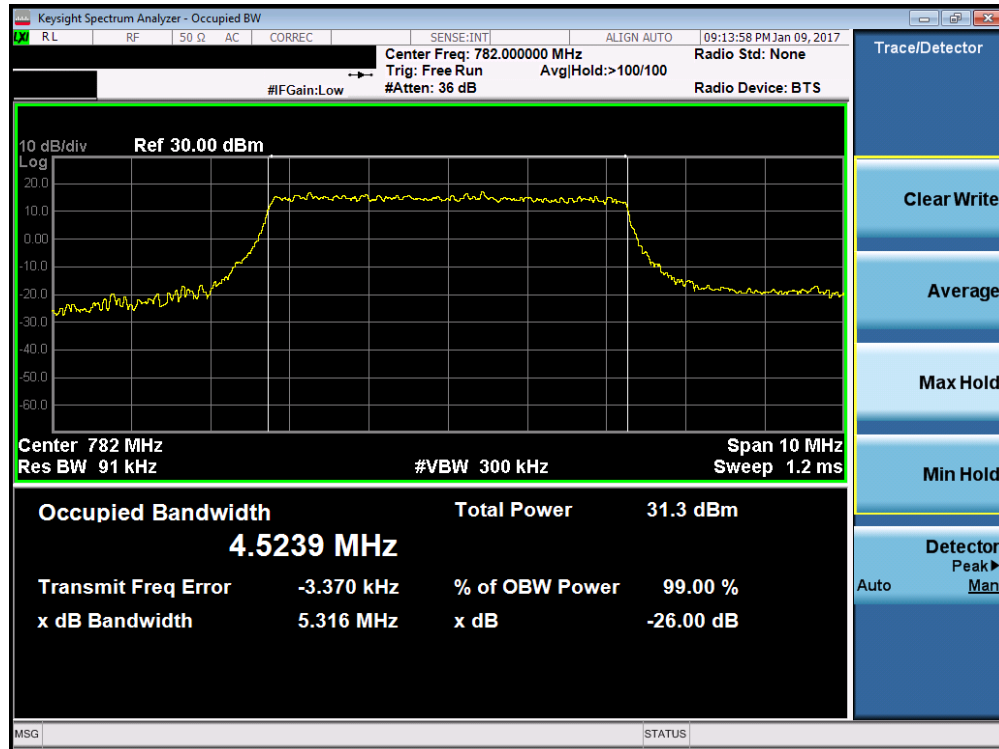


Plot 7-11. Occupied Bandwidth Plot (Band 12/17 – 10.0MHz 16-QAM – RB Size 50)

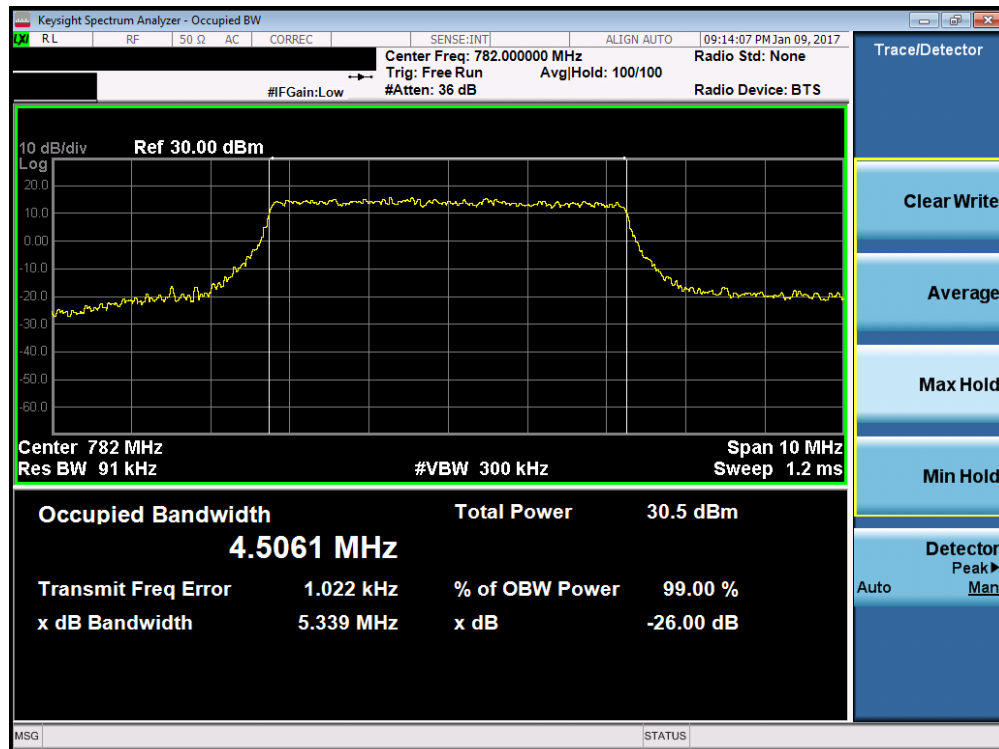


Plot 7-12. Occupied Bandwidth Plot (Band 12/17 – 10.0MHz 64-QAM – RB Size 50)

FCC ID: A3LSMG955F	PCTEST ENGINEERING LABORATORY, INC.	FCC Pt. 22, 24, & 27 LTE MEASUREMENT REPORT (CERTIFICATION)	SAMSUNG	Approved by: Quality Manager
Test Report S/N: 1M1701030007-03.A3L	Test Dates: 12/29/2016 - 01/27/2017	EUT Type: Portable Handset		Page 22 of 176

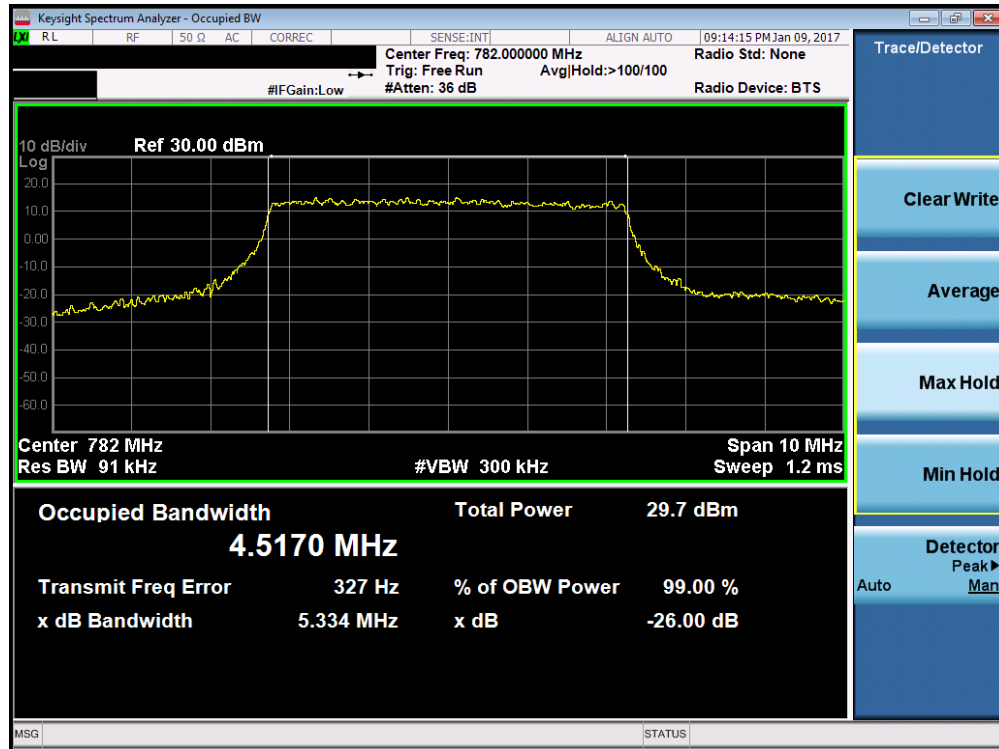


Plot 7-13. Occupied Bandwidth Plot (Band 13 – 5.0MHz QPSK – RB Size 25)

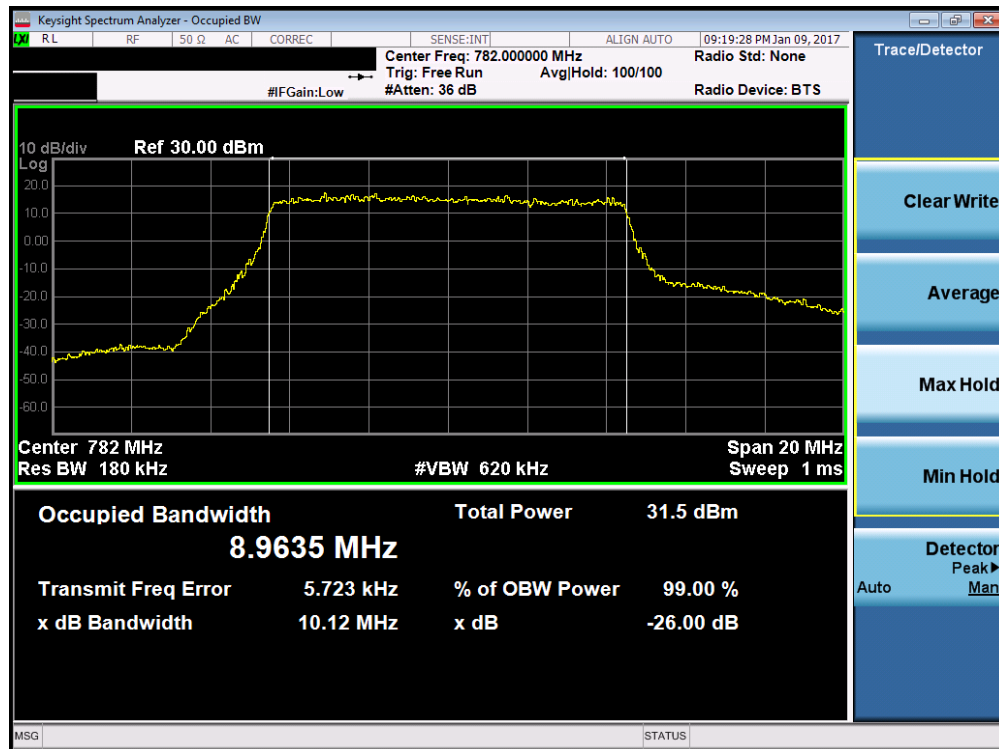


Plot 7-14. Occupied Bandwidth Plot (Band 13 – 5.0MHz 16-QAM – RB Size 25)

FCC ID: A3LSMG955F	PCTEST ENGINEERING LABORATORY, INC.	FCC Pt. 22, 24, & 27 LTE MEASUREMENT REPORT (CERTIFICATION)	SAMSUNG	Approved by: Quality Manager
Test Report S/N: 1M1701030007-03.A3L	Test Dates: 12/29/2016 - 01/27/2017	EUT Type: Portable Handset		Page 23 of 176

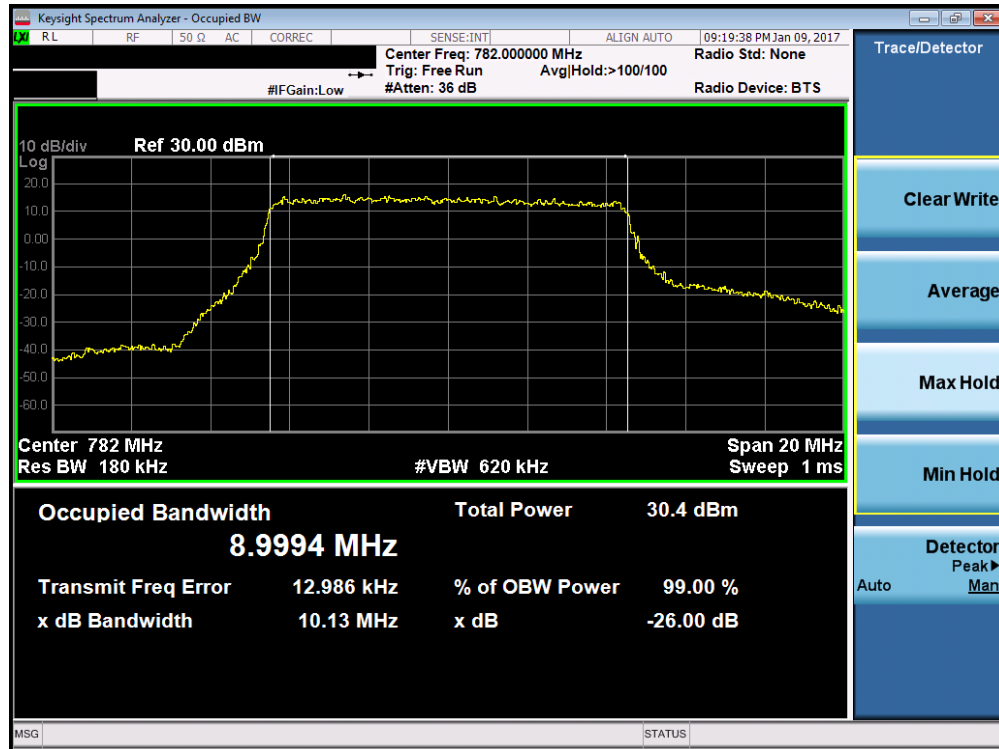


Plot 7-15. Occupied Bandwidth Plot (Band 13 – 5.0MHz 64-QAM – RB Size 25)

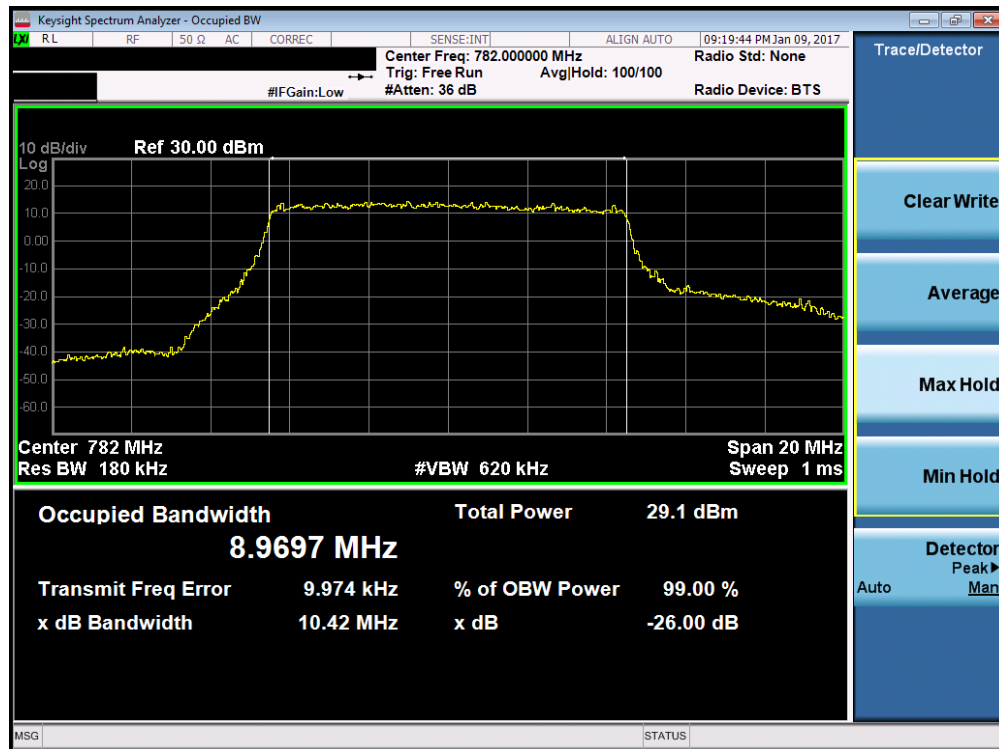


Plot 7-16. Occupied Bandwidth Plot (Band 13 – 10.0MHz QPSK – RB Size 50)

FCC ID: A3LSMG955F	PCTEST ENGINEERING LABORATORY, INC.	FCC Pt. 22, 24, & 27 LTE MEASUREMENT REPORT (CERTIFICATION)	SAMSUNG	Approved by: Quality Manager
Test Report S/N: 1M1701030007-03.A3L	Test Dates: 12/29/2016 - 01/27/2017	EUT Type: Portable Handset		Page 24 of 176

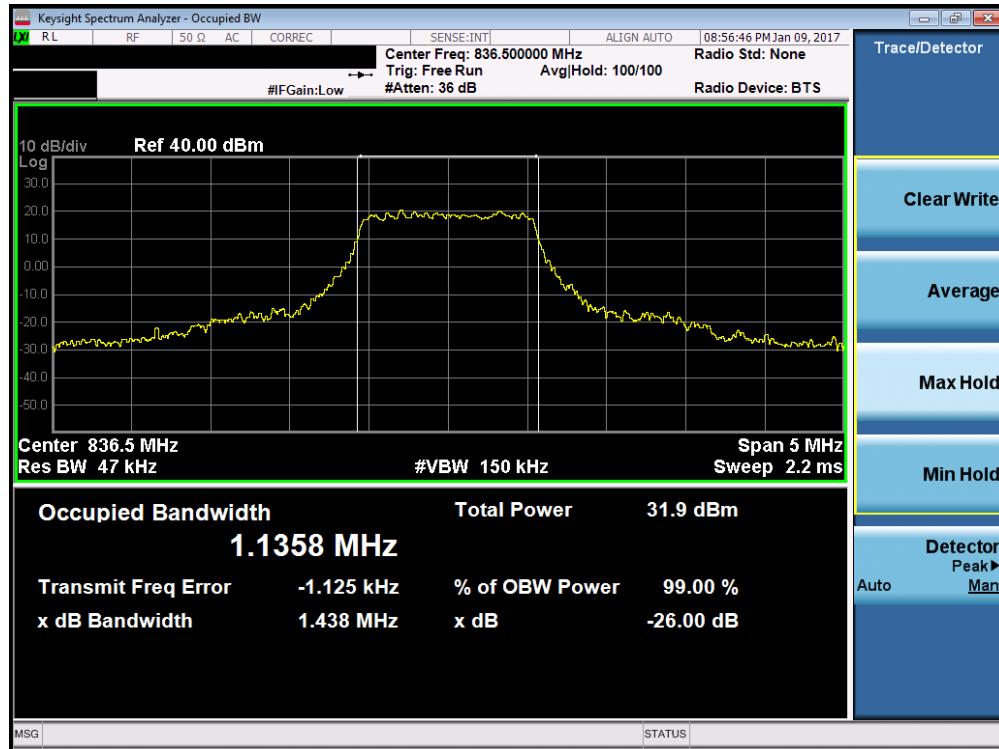


Plot 7-17. Occupied Bandwidth Plot (Band 13 – 10.0MHz 16-QAM – RB Size 50)

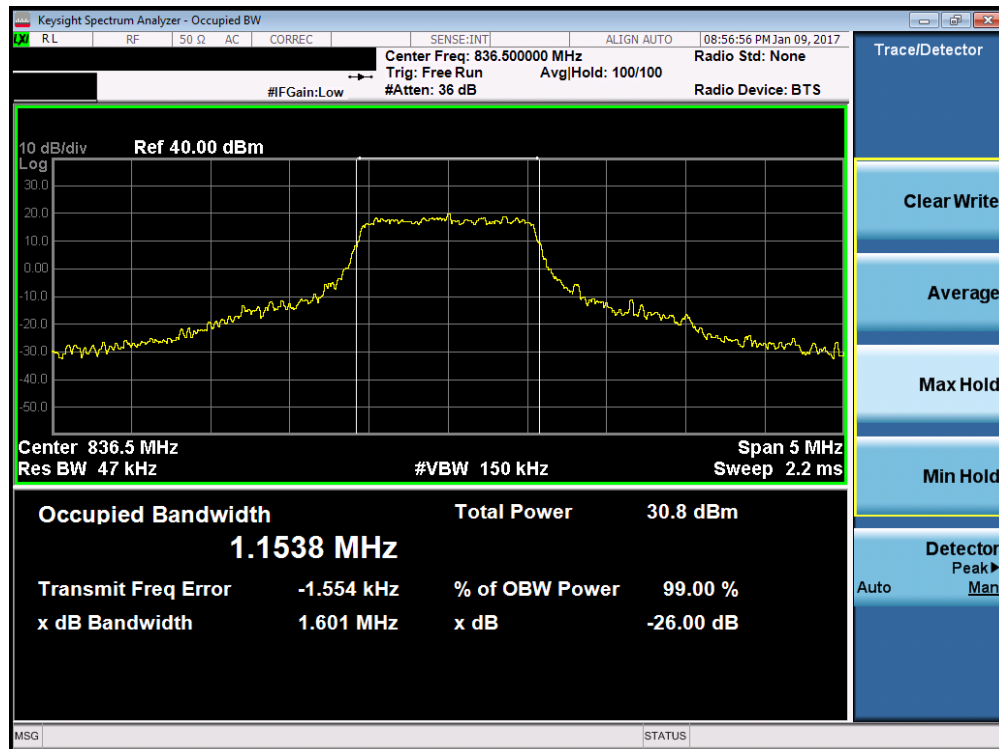


Plot 7-18. Occupied Bandwidth Plot (Band 13 – 10.0MHz 64-QAM – RB Size 50)

FCC ID: A3LSMG955F	PCTEST ENGINEERING LABORATORY, INC.	FCC Pt. 22, 24, & 27 LTE MEASUREMENT REPORT (CERTIFICATION)	SAMSUNG	Approved by: Quality Manager
Test Report S/N: 1M1701030007-03.A3L	Test Dates: 12/29/2016 - 01/27/2017	EUT Type: Portable Handset		Page 25 of 176

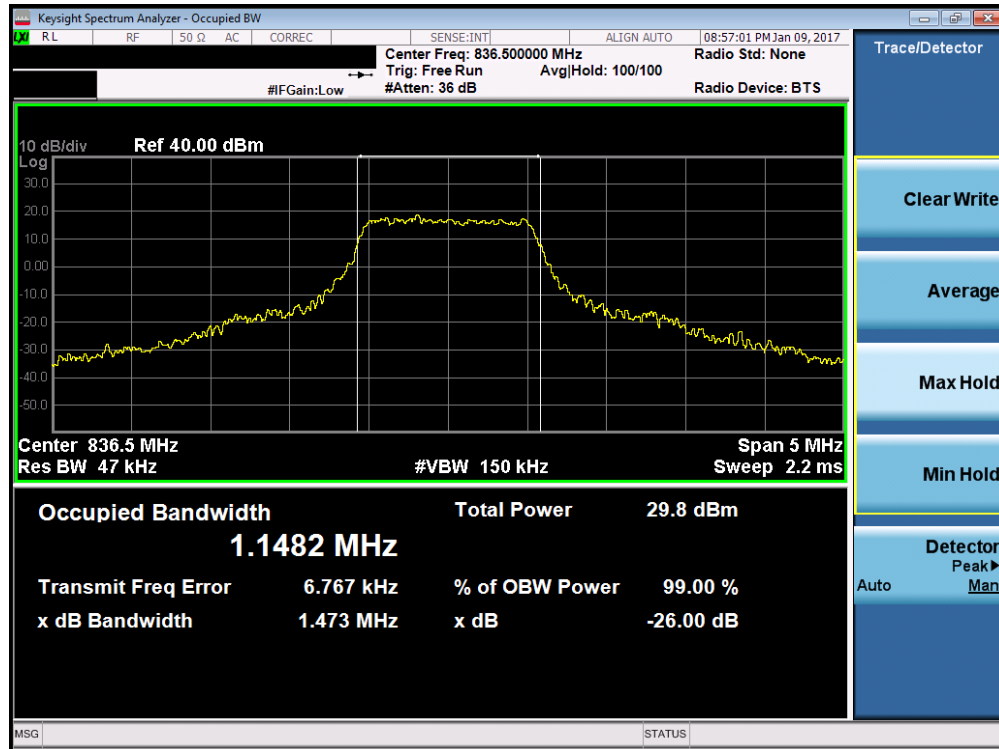


Plot 7-19. Occupied Bandwidth Plot (Band 5/26 – 1.4MHz QPSK – RB Size 6)

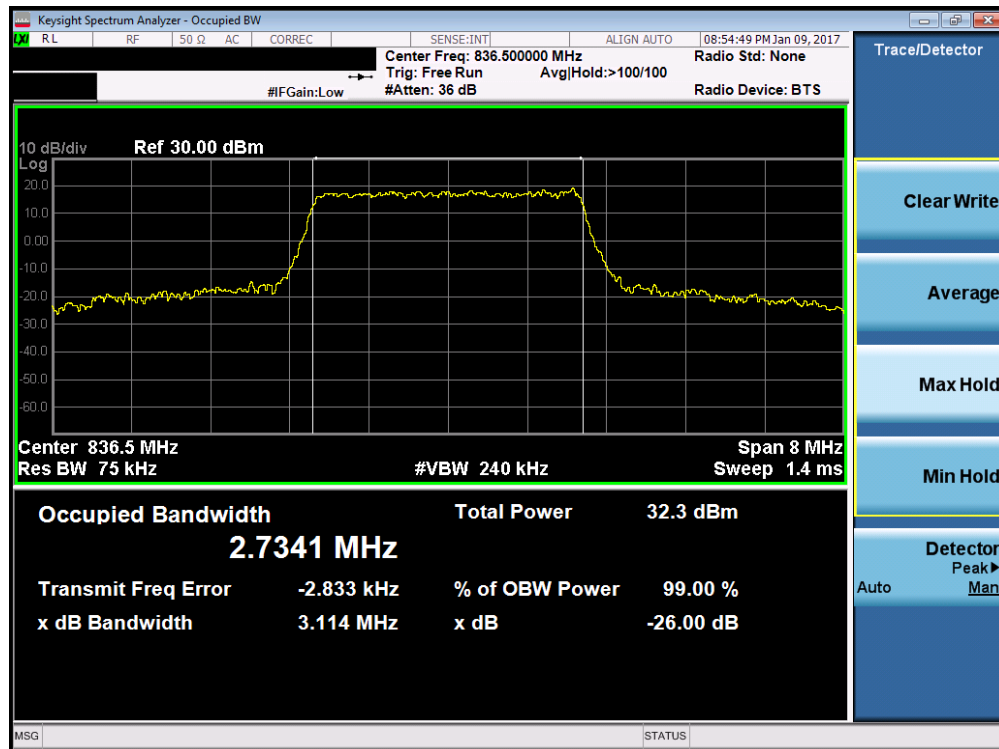


Plot 7-20. Occupied Bandwidth Plot (Band 5/26 – 1.4MHz 16-QAM – RB Size 6)

FCC ID: A3LSMG955F	PCTEST ENGINEERING LABORATORY, INC.	FCC Pt. 22, 24, & 27 LTE MEASUREMENT REPORT (CERTIFICATION)	SAMSUNG	Approved by: Quality Manager
Test Report S/N: 1M1701030007-03.A3L	Test Dates: 12/29/2016 - 01/27/2017	EUT Type: Portable Handset		Page 26 of 176

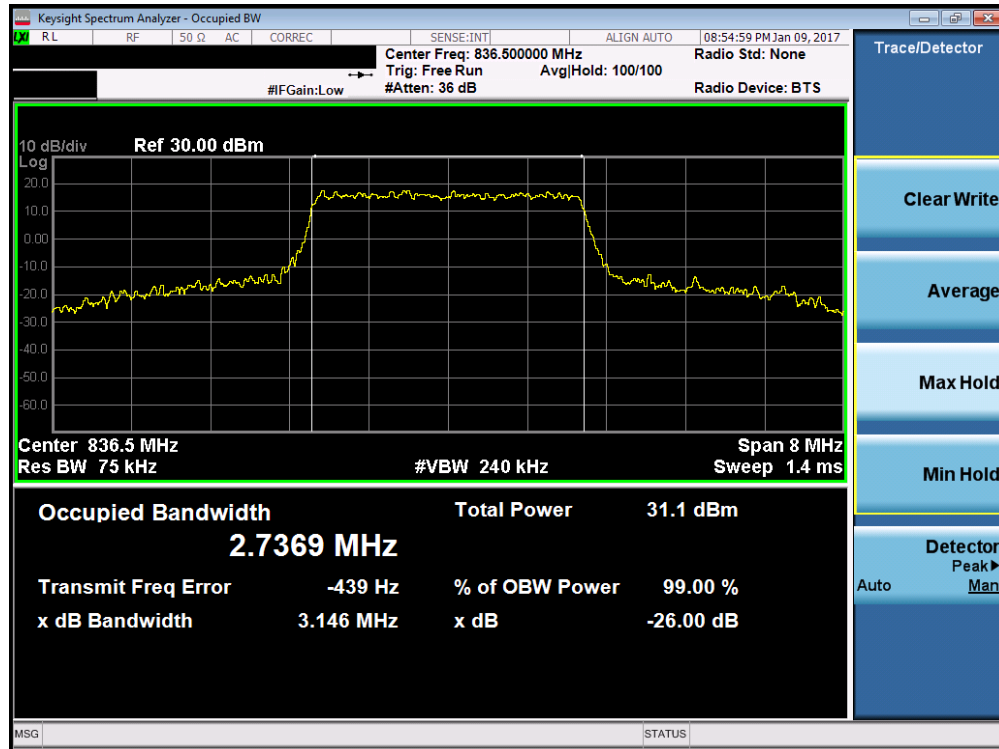


Plot 7-21. Occupied Bandwidth Plot (Band 5/26 – 1.4MHz 64-QAM – RB Size 6)

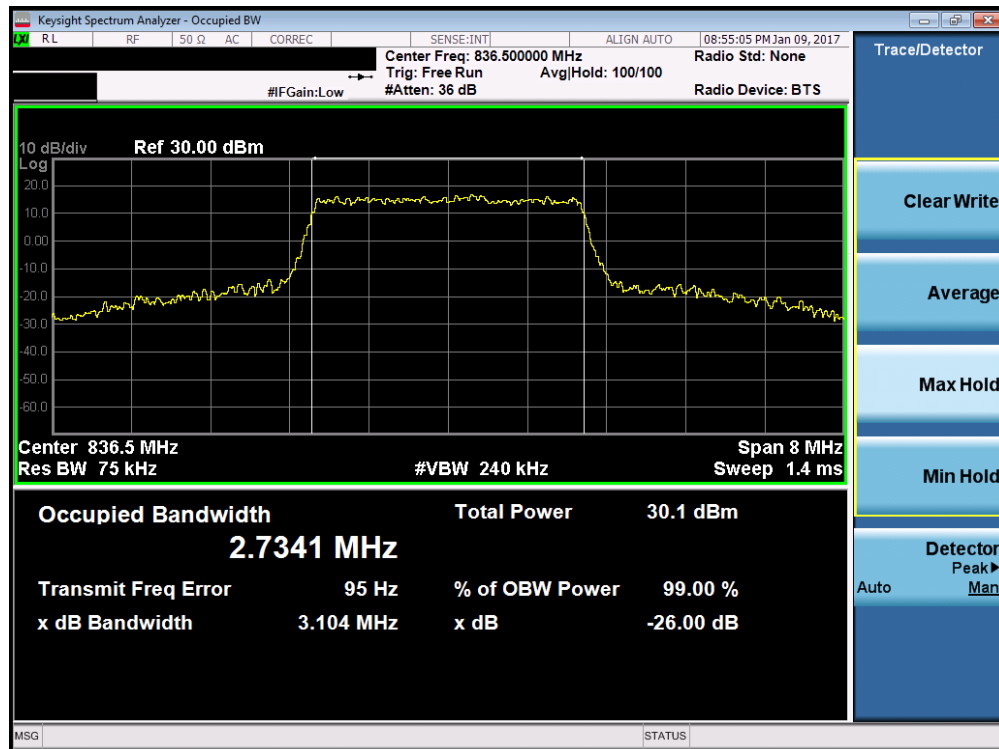


Plot 7-22. Occupied Bandwidth Plot (Band 5/26 – 3.0MHz QPSK – RB Size 15)

FCC ID: A3LSMG955F	PCTEST ENGINEERING LABORATORY, INC.	FCC Pt. 22, 24, & 27 LTE MEASUREMENT REPORT (CERTIFICATION)	SAMSUNG	Approved by: Quality Manager
Test Report S/N: 1M1701030007-03.A3L	Test Dates: 12/29/2016 - 01/27/2017	EUT Type: Portable Handset		Page 27 of 176

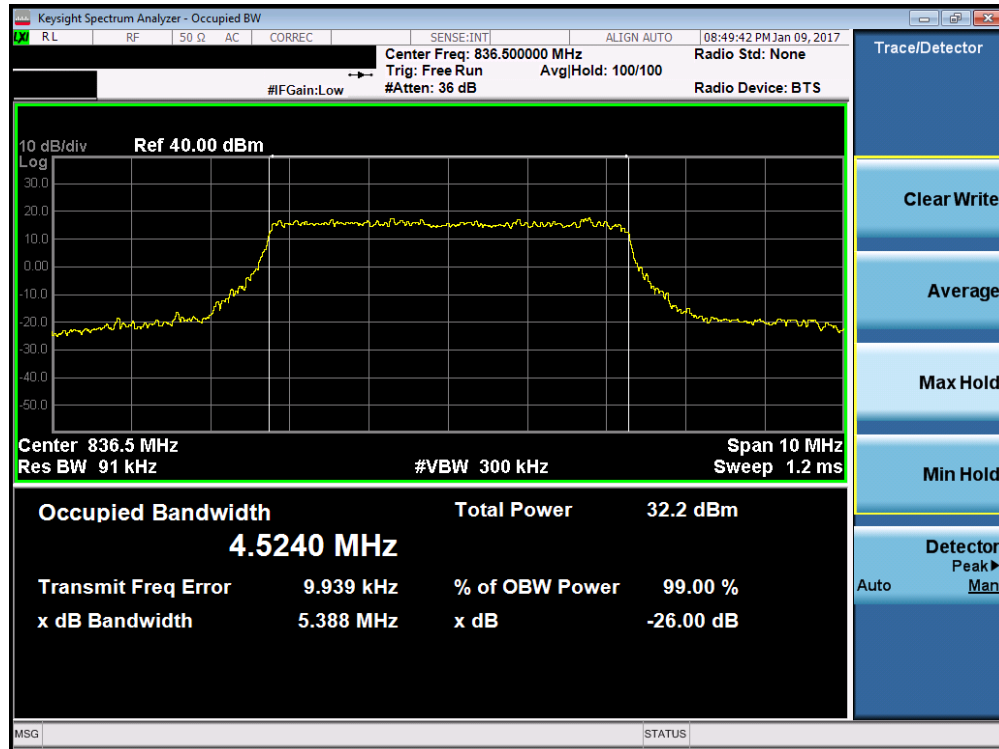


Plot 7-23. Occupied Bandwidth Plot (Band 5/26 – 3.0MHz 16-QAM – RB Size 15)

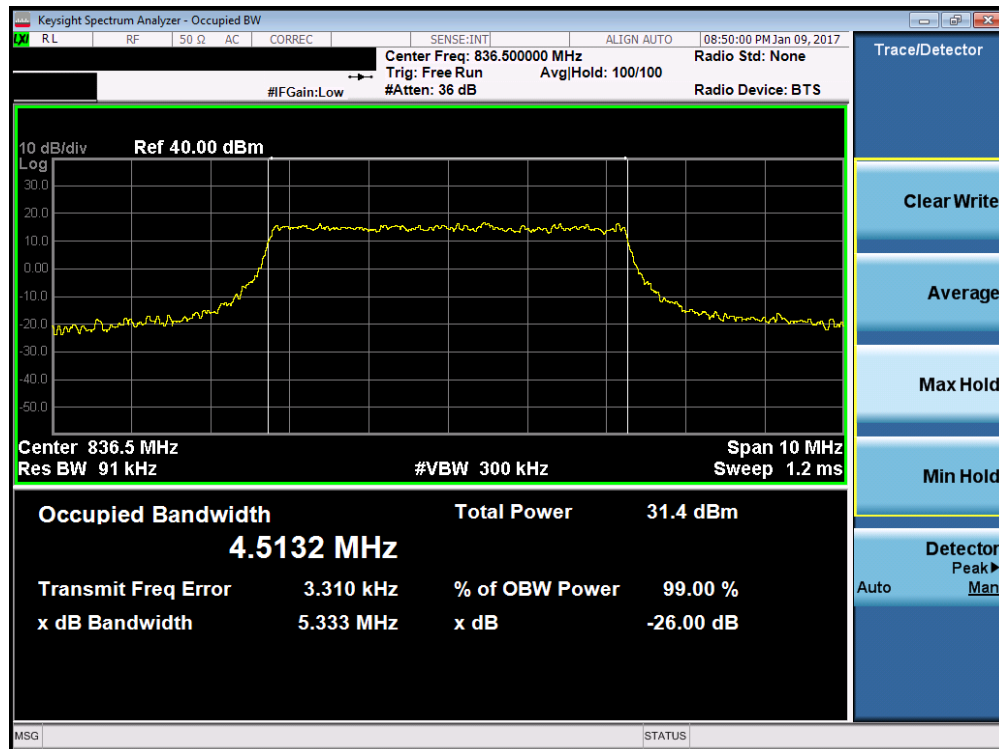


Plot 7-24. Occupied Bandwidth Plot (Band 5/26 – 3.0MHz 64-QAM – RB Size 15)

FCC ID: A3LSMG955F	PCTEST ENGINEERING LABORATORY, INC.	FCC Pt. 22, 24, & 27 LTE MEASUREMENT REPORT (CERTIFICATION)	SAMSUNG	Approved by: Quality Manager
Test Report S/N: 1M1701030007-03.A3L	Test Dates: 12/29/2016 - 01/27/2017	EUT Type: Portable Handset		Page 28 of 176

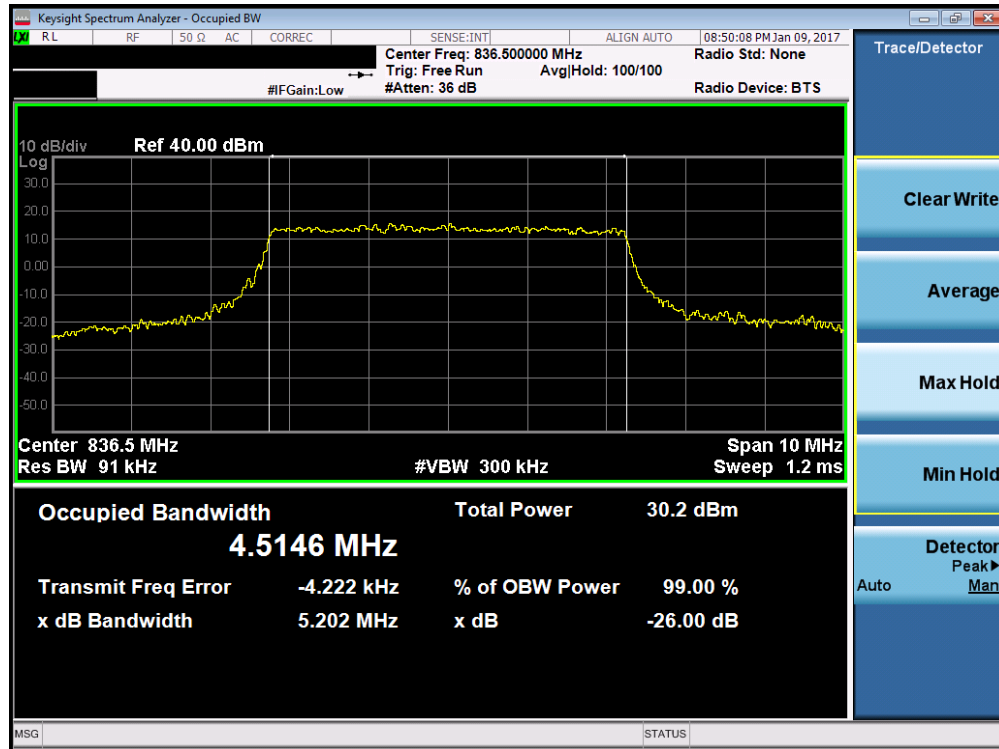


Plot 7-25. Occupied Bandwidth Plot (Band 5/26 – 5.0MHz QPSK – RB Size 25)

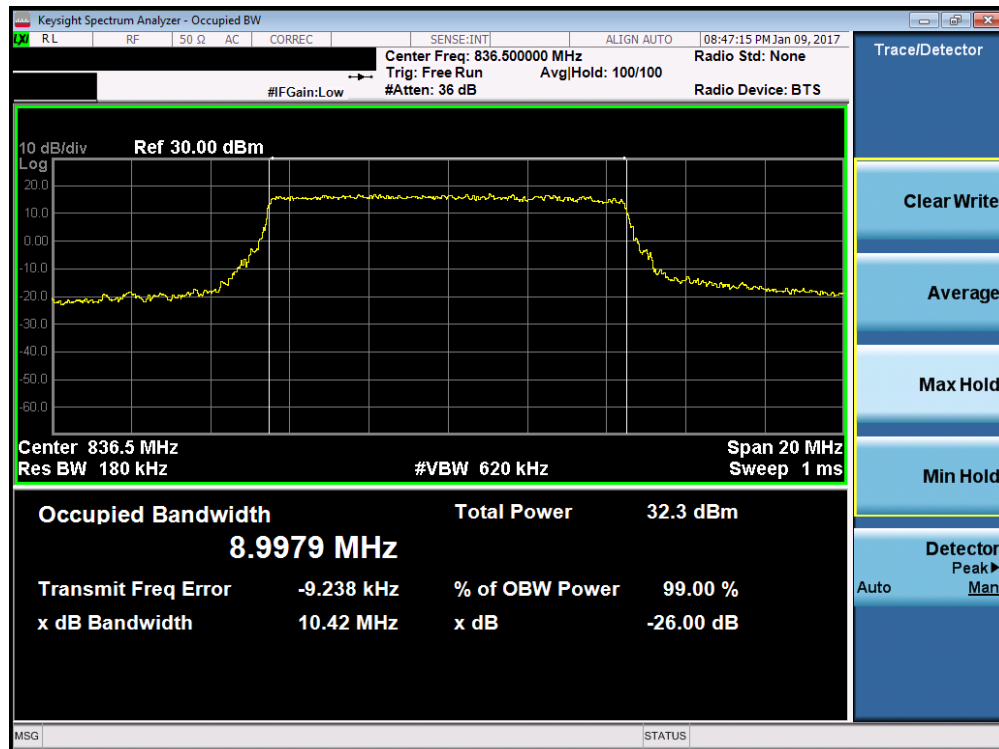


Plot 7-26. Occupied Bandwidth Plot (Band 5/26 – 5.0MHz 16-QAM – RB Size 25)

FCC ID: A3LSMG955F	PCTEST ENGINEERING LABORATORY, INC.	FCC Pt. 22, 24, & 27 LTE MEASUREMENT REPORT (CERTIFICATION)	SAMSUNG	Approved by: Quality Manager
Test Report S/N: 1M1701030007-03.A3L	Test Dates: 12/29/2016 - 01/27/2017	EUT Type: Portable Handset		Page 29 of 176

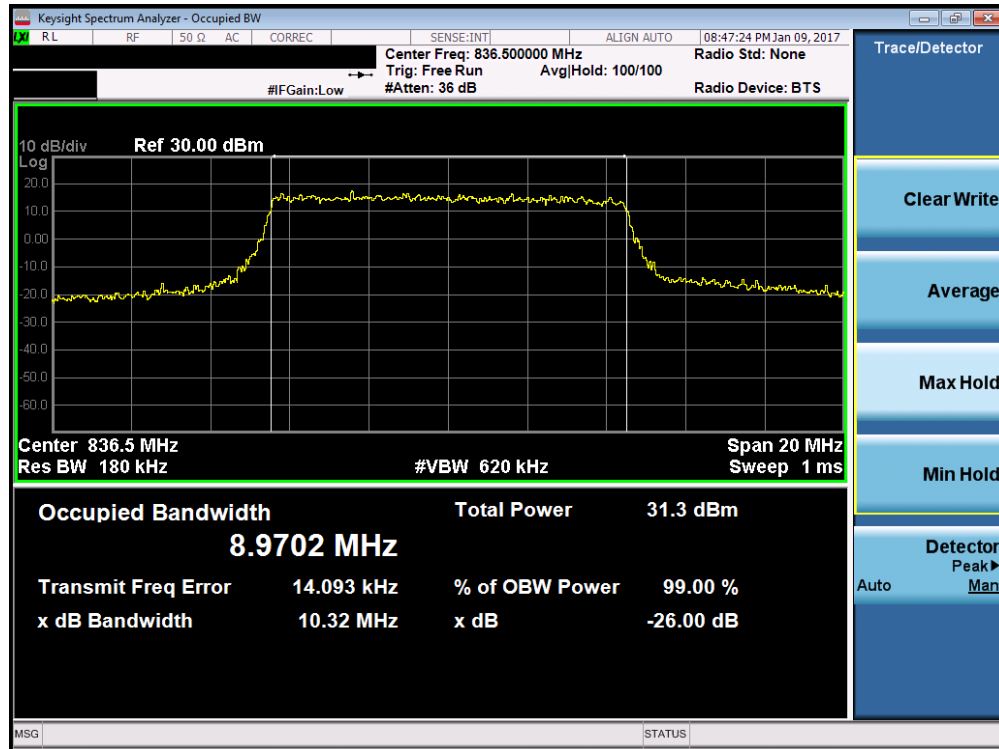


Plot 7-27. Occupied Bandwidth Plot (Band 5/26 – 5.0MHz 64-QAM – RB Size 25)

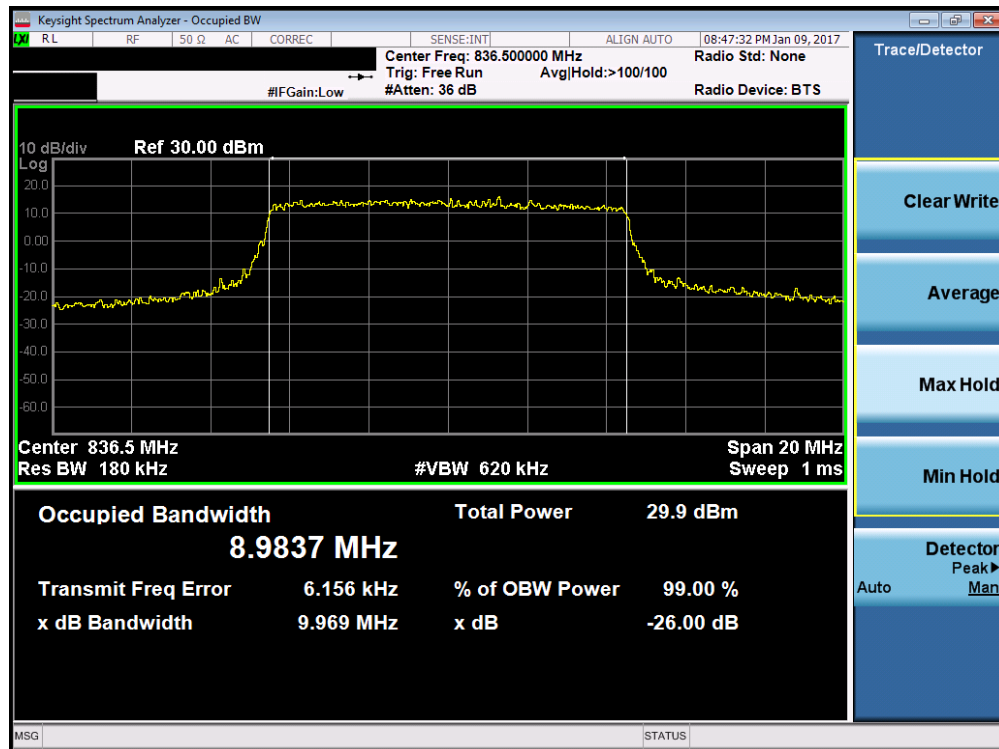


Plot 7-28. Occupied Bandwidth Plot (Band 5/26 – 10.0MHz QPSK – RB Size 50)

FCC ID: A3LSMG955F	PCTEST ENGINEERING LABORATORY, INC.	FCC Pt. 22, 24, & 27 LTE MEASUREMENT REPORT (CERTIFICATION)	SAMSUNG	Approved by: Quality Manager
Test Report S/N: 1M1701030007-03.A3L	Test Dates: 12/29/2016 - 01/27/2017	EUT Type: Portable Handset		Page 30 of 176

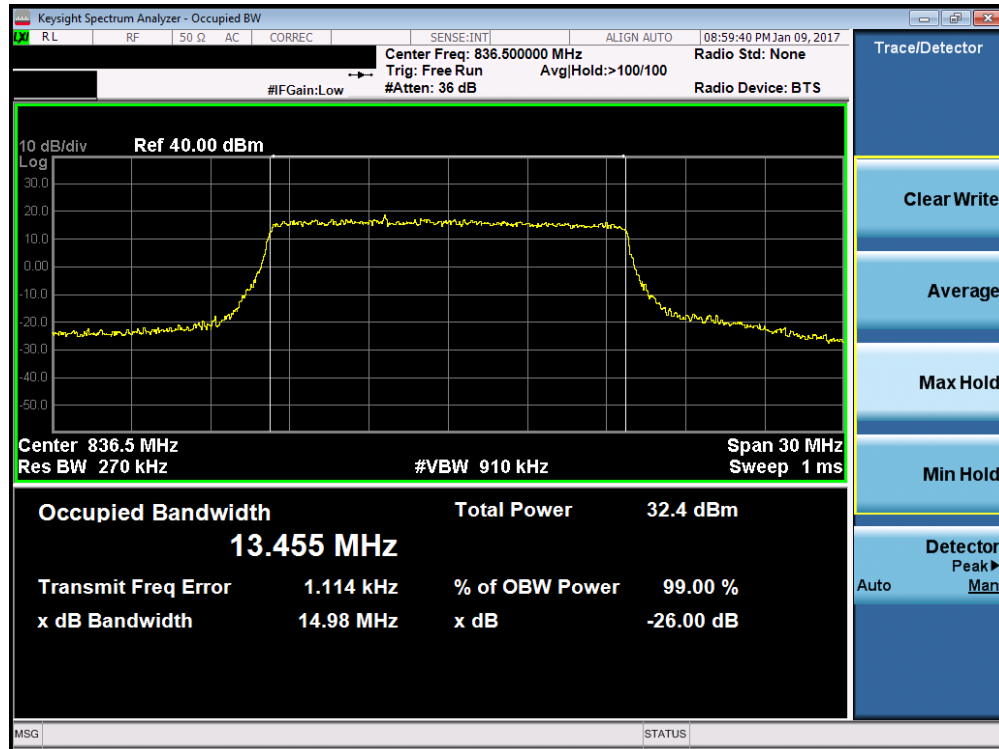


Plot 7-29. Occupied Bandwidth Plot (Band 5/26 – 10.0MHz 16-QAM – RB Size 50)

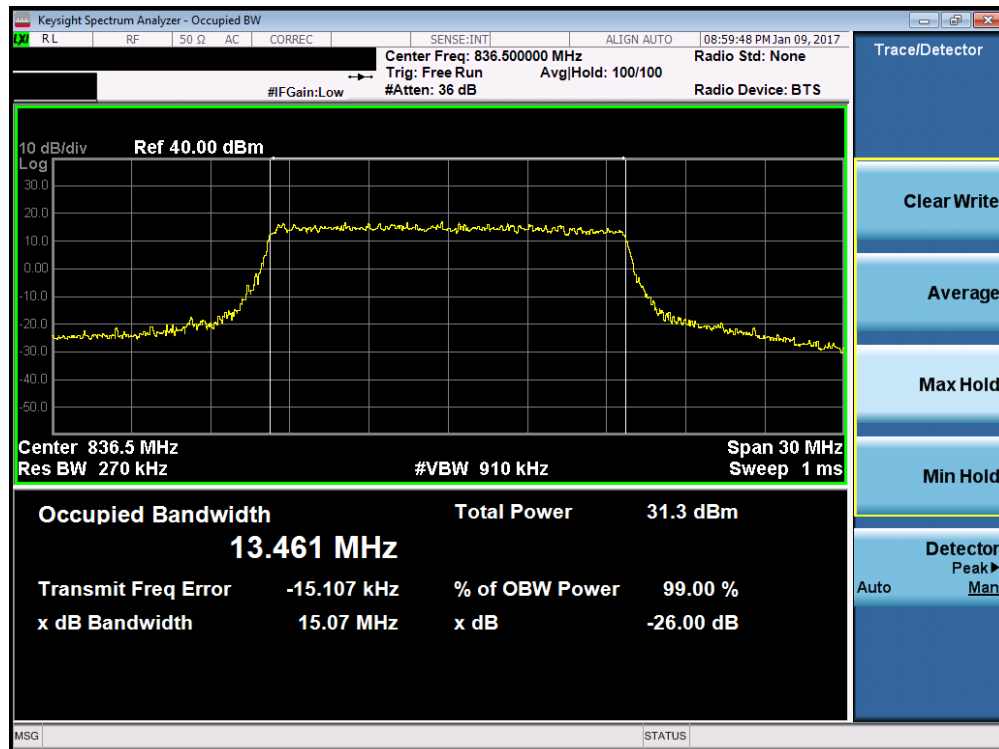


Plot 7-30. Occupied Bandwidth Plot (Band 5/26 – 10.0MHz 64-QAM – RB Size 50)

FCC ID: A3LSMG955F	PCTEST ENGINEERING LABORATORY, INC.	FCC Pt. 22, 24, & 27 LTE MEASUREMENT REPORT (CERTIFICATION)	SAMSUNG	Approved by: Quality Manager
Test Report S/N: 1M1701030007-03.A3L	Test Dates: 12/29/2016 - 01/27/2017	EUT Type: Portable Handset		Page 31 of 176

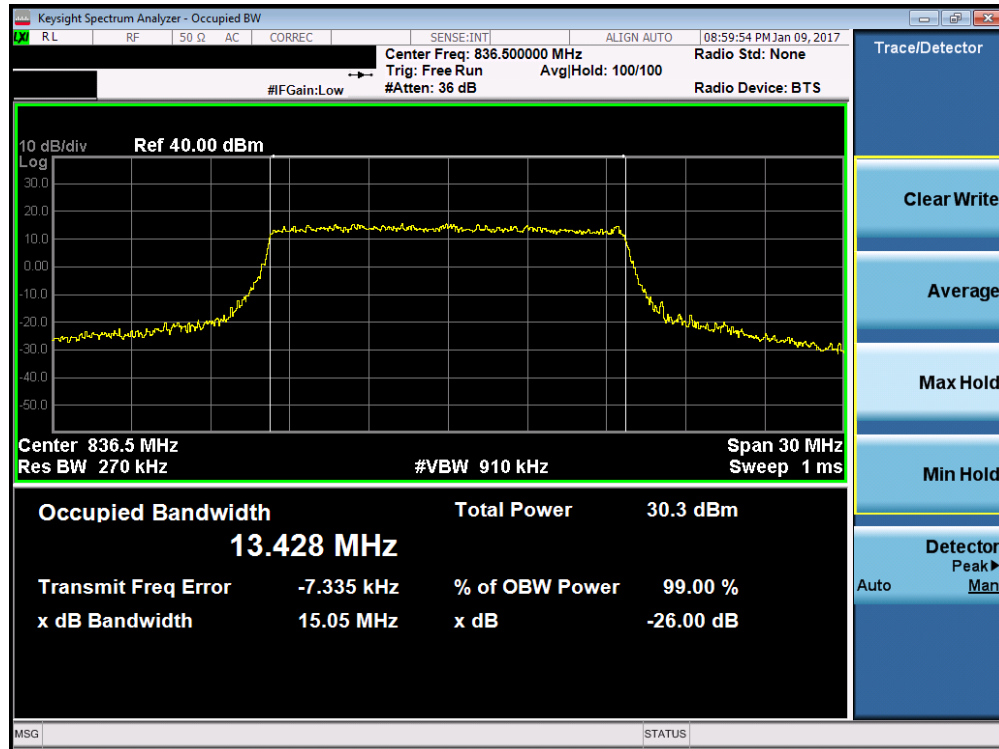


Plot 7-31. Occupied Bandwidth Plot (Band 26 – 15.0MHz QPSK – RB Size 75)

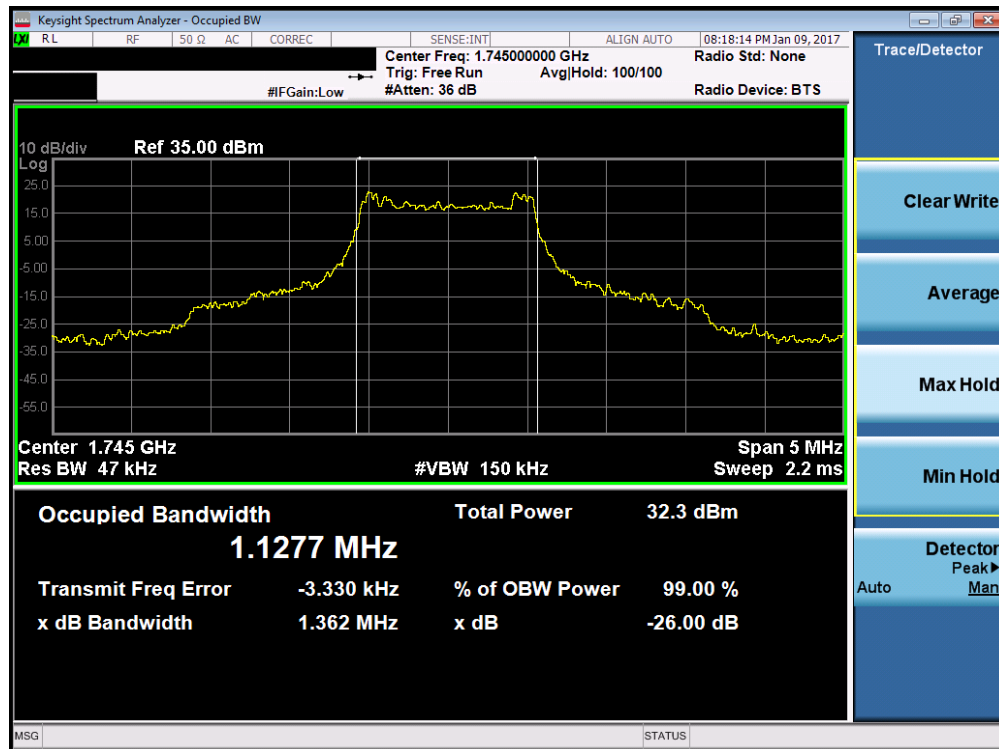


Plot 7-32. Occupied Bandwidth Plot (Band 26 – 15.0MHz 16-QAM – RB Size 75)

FCC ID: A3LSMG955F	PCTEST ENGINEERING LABORATORY, INC.	FCC Pt. 22, 24, & 27 LTE MEASUREMENT REPORT (CERTIFICATION)	SAMSUNG	Approved by: Quality Manager
Test Report S/N: 1M1701030007-03.A3L	Test Dates: 12/29/2016 - 01/27/2017	EUT Type: Portable Handset		Page 32 of 176

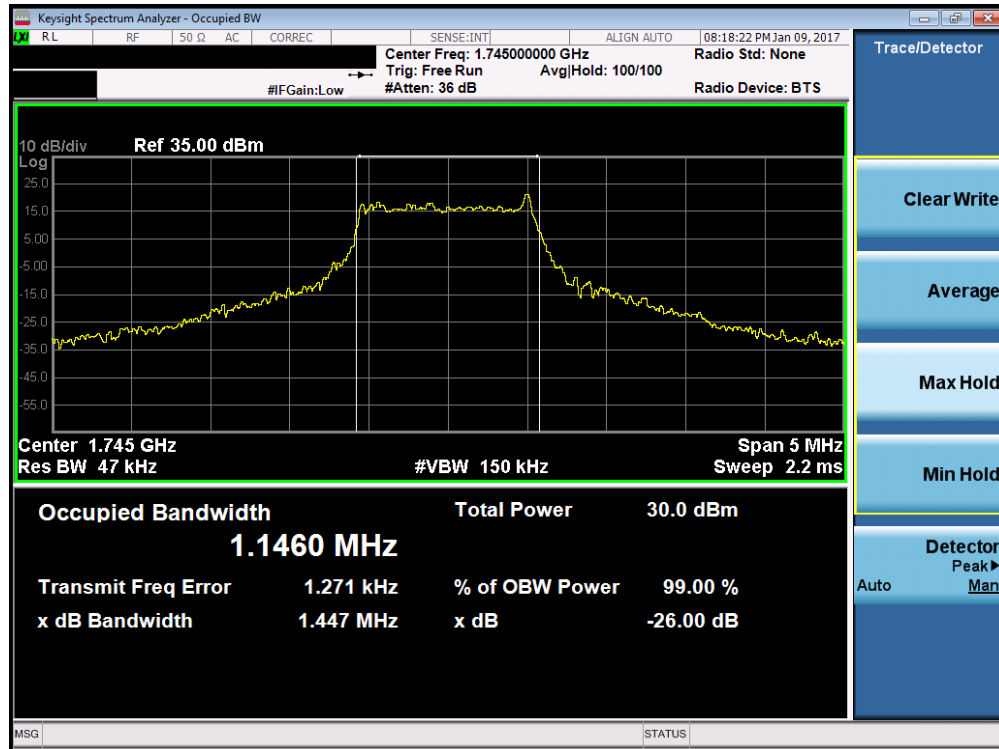


Plot 7-33. Occupied Bandwidth Plot (Band 26 – 15.0MHz 64-QAM – RB Size 75)

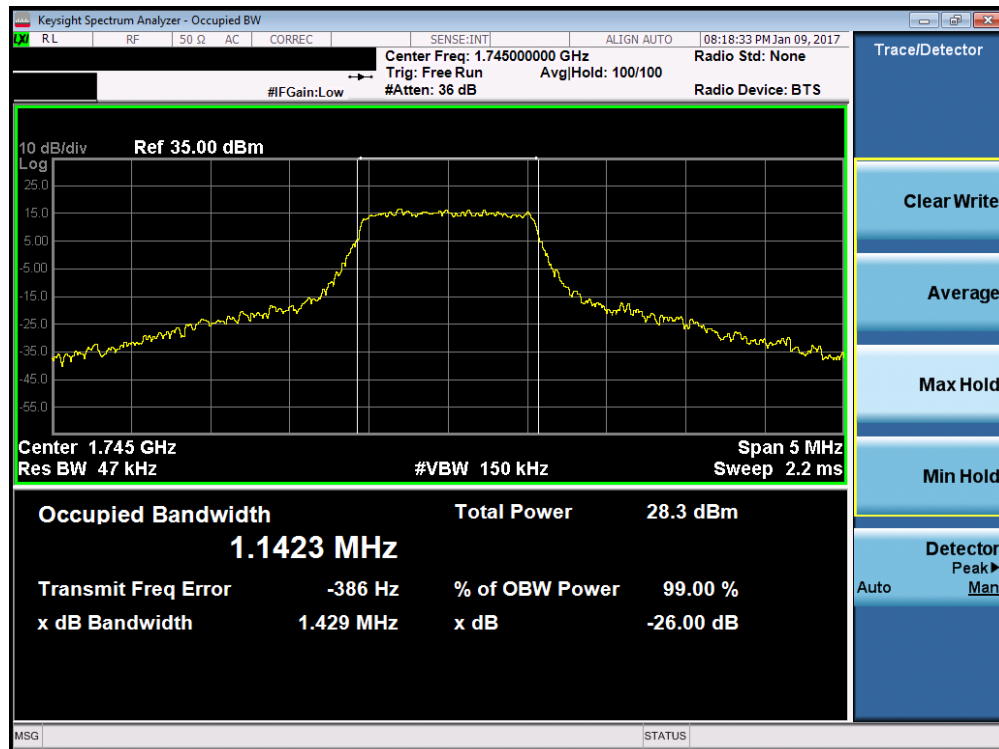


Plot 7-34. Occupied Bandwidth Plot (Band 4/66 – 1.4MHz QPSK – RB Size 6)

FCC ID: A3LSMG955F	PCTEST ENGINEERING LABORATORY, INC.	FCC Pt. 22, 24, & 27 LTE MEASUREMENT REPORT (CERTIFICATION)	SAMSUNG	Approved by: Quality Manager
Test Report S/N: 1M1701030007-03.A3L	Test Dates: 12/29/2016 - 01/27/2017	EUT Type: Portable Handset		Page 33 of 176

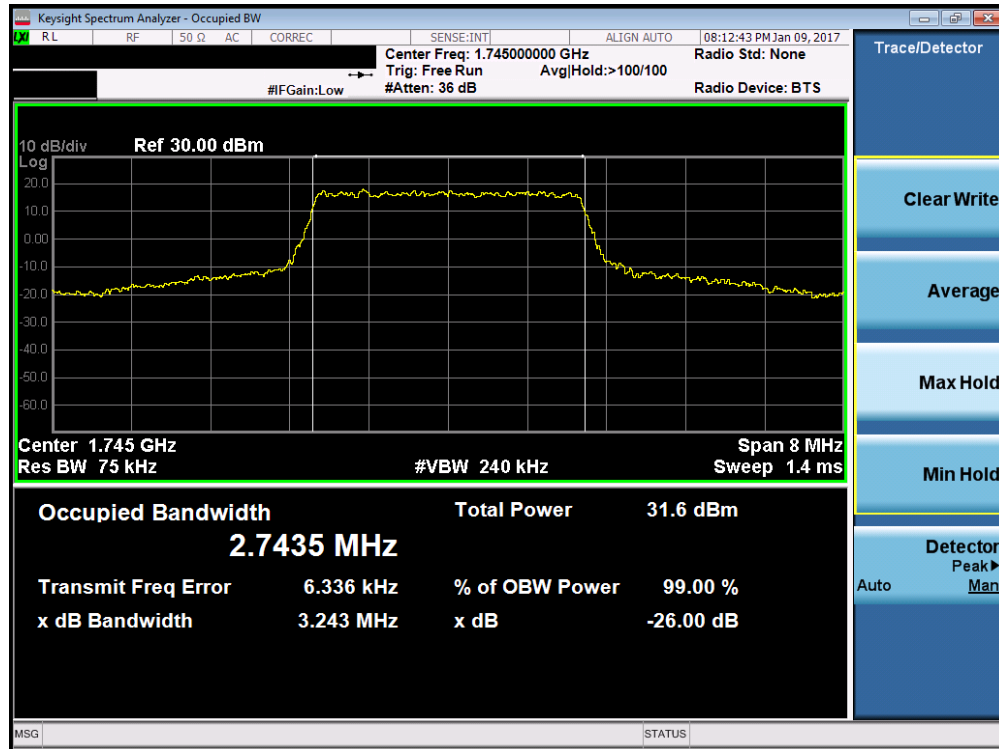


Plot 7-35. Occupied Bandwidth Plot (Band 4/66 – 1.4MHz 16-QAM – RB Size 6)

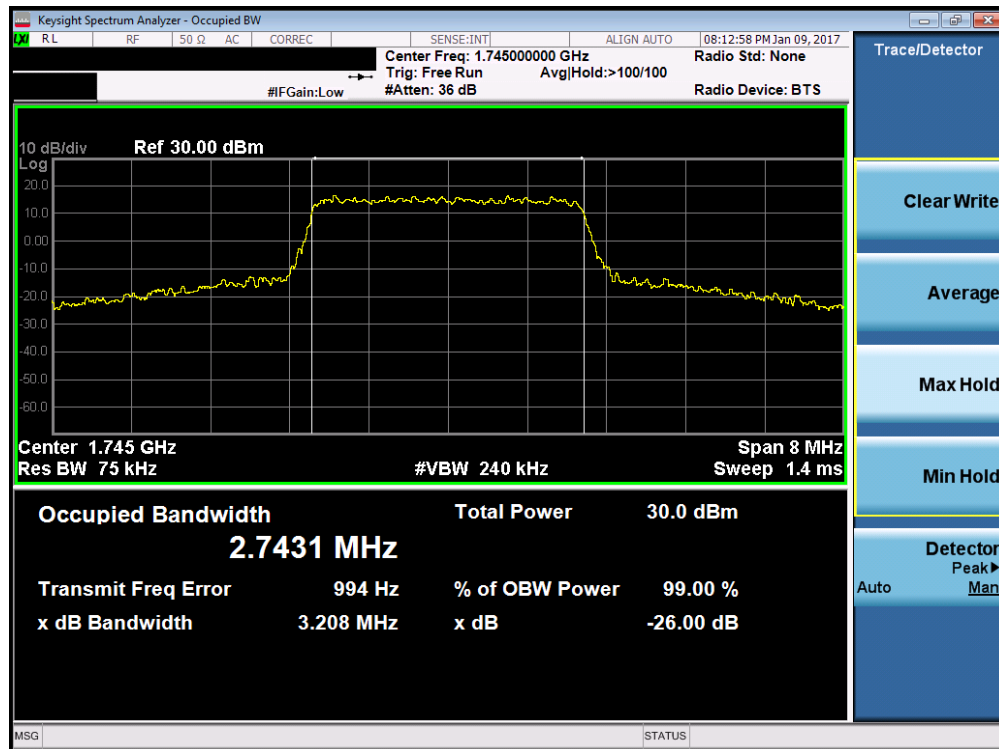


Plot 7-36. Occupied Bandwidth Plot (Band 4/66 – 1.4MHz 64-QAM – RB Size 6)

FCC ID: A3LSMG955F	PCTEST ENGINEERING LABORATORY, INC.	FCC Pt. 22, 24, & 27 LTE MEASUREMENT REPORT (CERTIFICATION)	SAMSUNG	Approved by: Quality Manager
Test Report S/N: 1M1701030007-03.A3L	Test Dates: 12/29/2016 - 01/27/2017	EUT Type: Portable Handset		Page 34 of 176

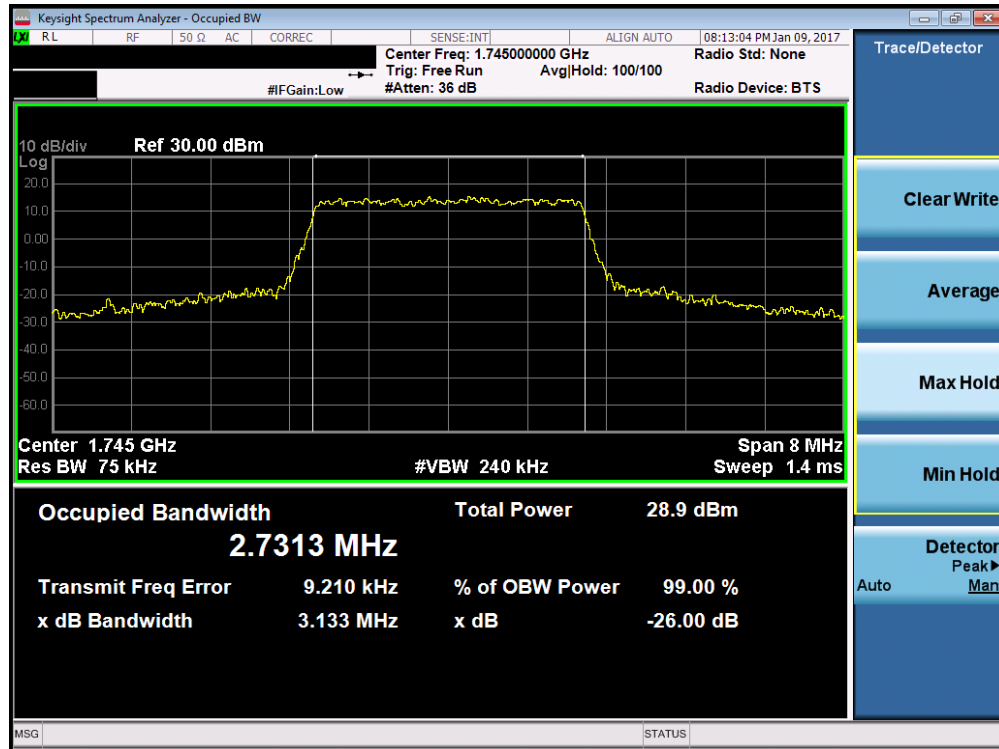


Plot 7-37. Occupied Bandwidth Plot (Band 4/66 – 3.0MHz QPSK – RB Size 15)

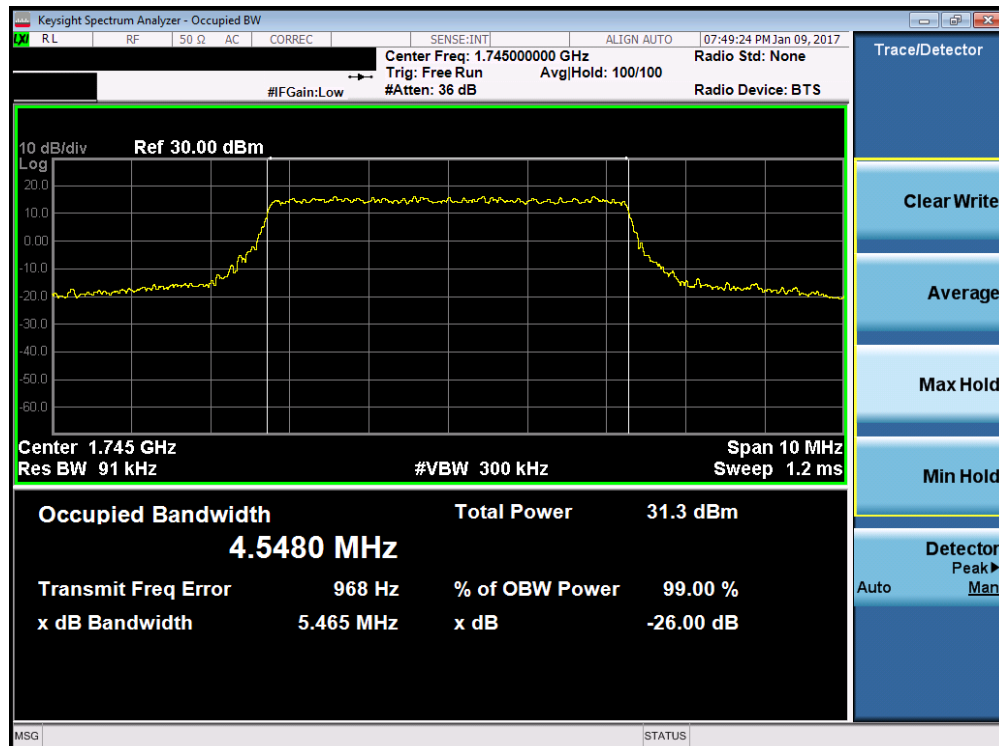


Plot 7-38. Occupied Bandwidth Plot (Band 4/66 – 3.0MHz 16-QAM – RB Size 15)

FCC ID: A3LSMG955F	PCTEST ENGINEERING LABORATORY, INC.	FCC Pt. 22, 24, & 27 LTE MEASUREMENT REPORT (CERTIFICATION)	SAMSUNG	Approved by: Quality Manager
Test Report S/N: 1M1701030007-03.A3L	Test Dates: 12/29/2016 - 01/27/2017	EUT Type: Portable Handset		Page 35 of 176

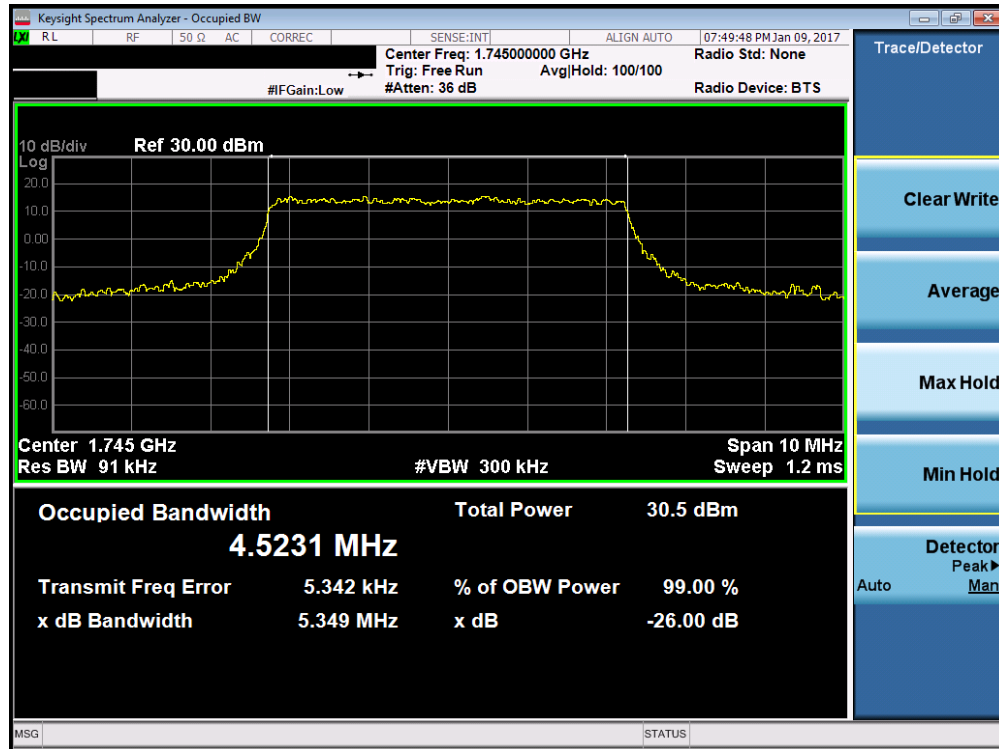


Plot 7-39. Occupied Bandwidth Plot (Band 4/66 – 3.0MHz 64-QAM – RB Size 15)

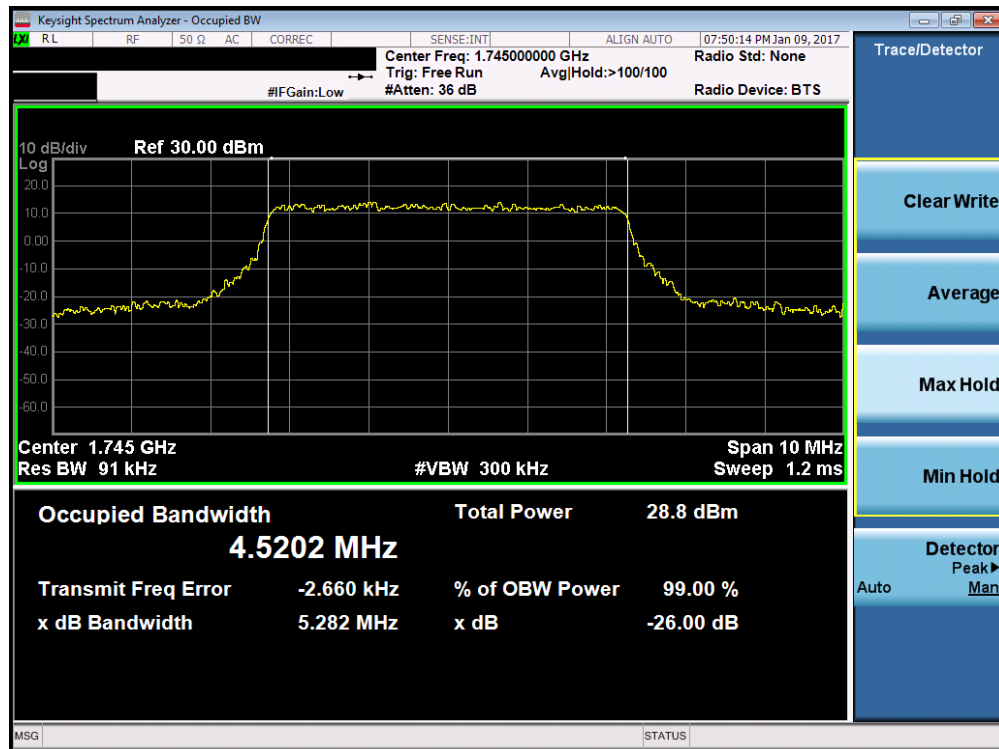


Plot 7-40. Occupied Bandwidth Plot (Band 4/66 – 5.0MHz QPSK – RB Size 25)

FCC ID: A3LSMG955F	PCTEST ENGINEERING LABORATORY, INC.	FCC Pt. 22, 24, & 27 LTE MEASUREMENT REPORT (CERTIFICATION)	SAMSUNG	Approved by: Quality Manager
Test Report S/N: 1M1701030007-03.A3L	Test Dates: 12/29/2016 - 01/27/2017	EUT Type: Portable Handset		Page 36 of 176

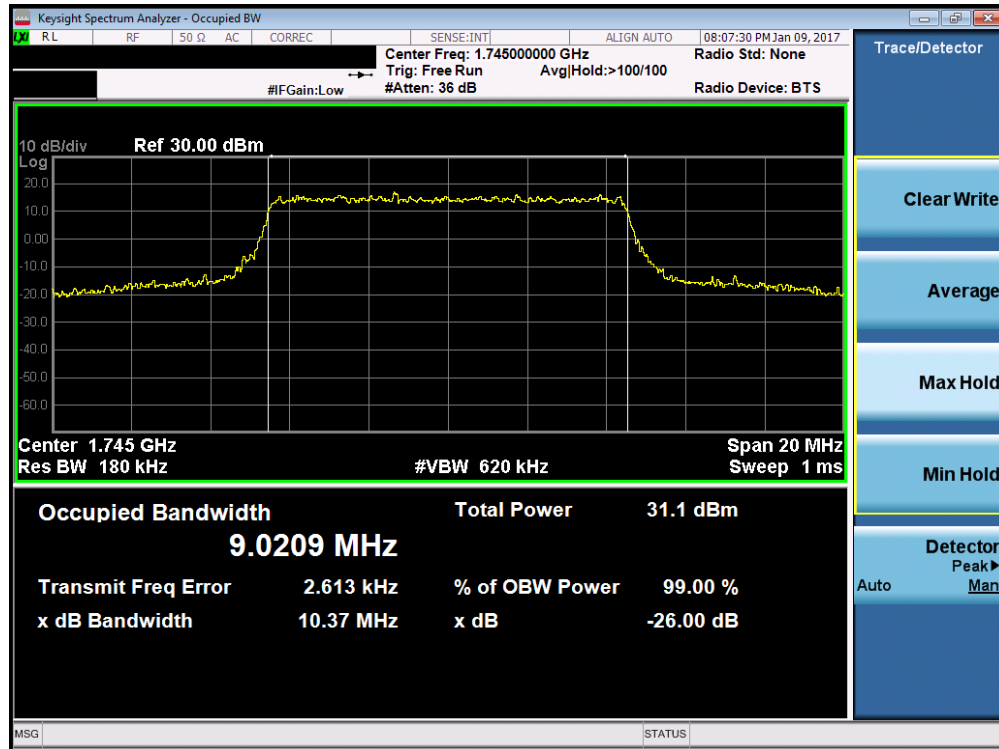


Plot 7-41. Occupied Bandwidth Plot (Band 4/66 – 5.0MHz 16-QAM – RB Size 25)

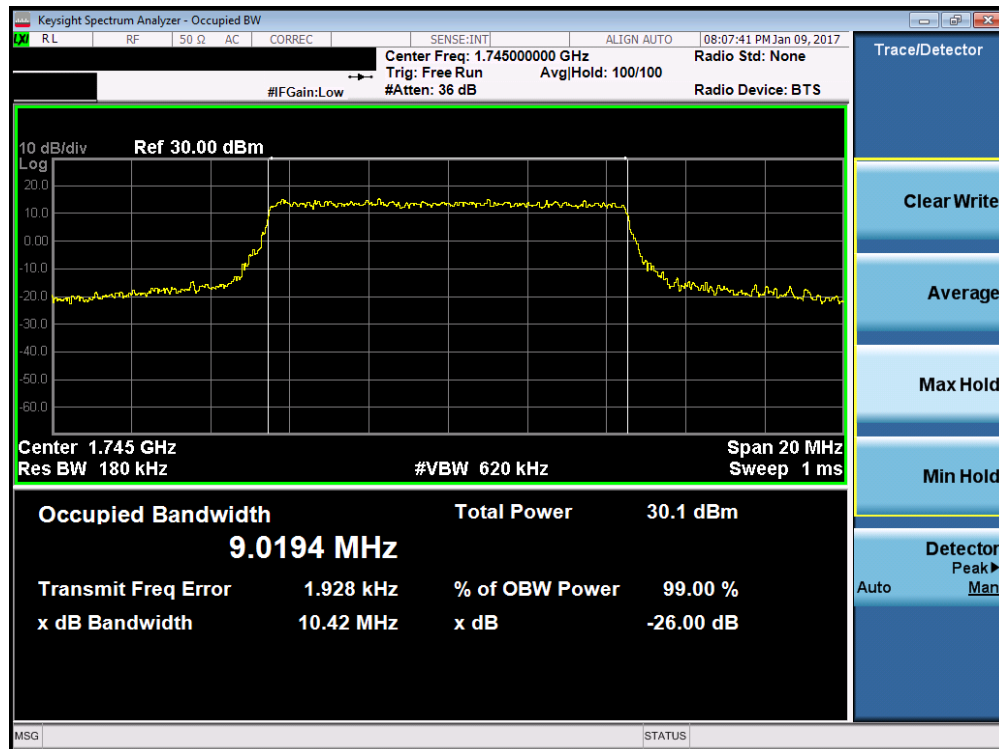


Plot 7-42. Occupied Bandwidth Plot (Band 4/66 – 5.0MHz 64-QAM – RB Size 25)

FCC ID: A3LSMG955F	PCTEST ENGINEERING LABORATORY, INC.	FCC Pt. 22, 24, & 27 LTE MEASUREMENT REPORT (CERTIFICATION)	SAMSUNG	Approved by: Quality Manager
Test Report S/N: 1M1701030007-03.A3L	Test Dates: 12/29/2016 - 01/27/2017	EUT Type: Portable Handset		Page 37 of 176

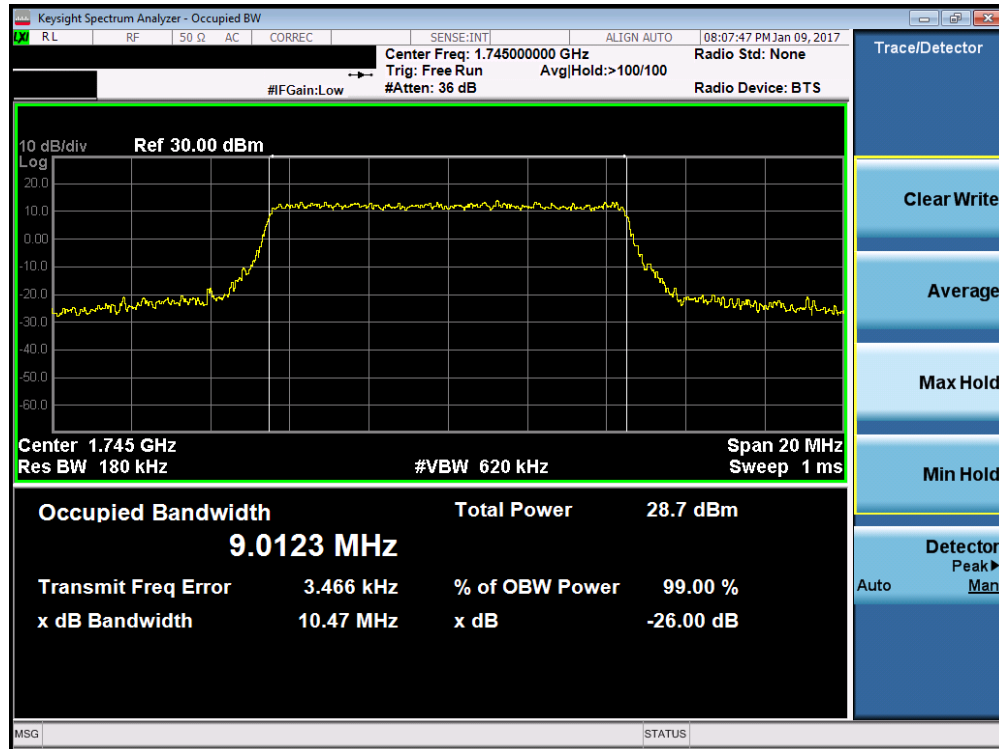


Plot 7-43. Occupied Bandwidth Plot (Band 4/66 – 10.0MHz QPSK – RB Size 50)

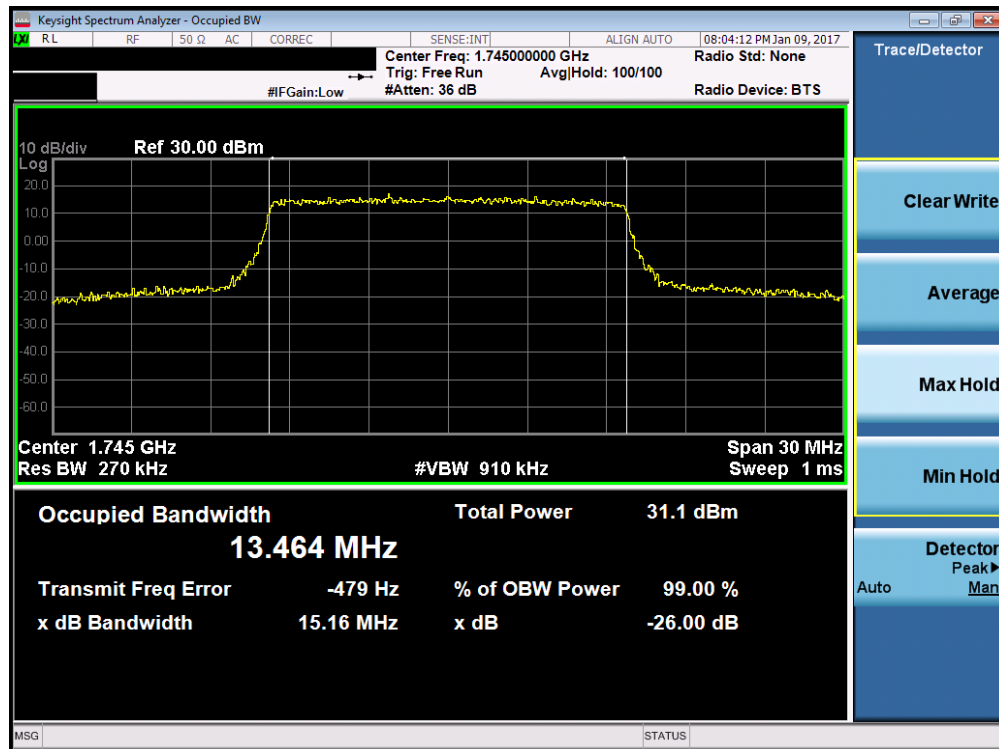


Plot 7-44. Occupied Bandwidth Plot (Band 4/66 – 10.0MHz 16-QAM – RB Size 50)

FCC ID: A3LSMG955F	PCTEST ENGINEERING LABORATORY, INC.	FCC Pt. 22, 24, & 27 LTE MEASUREMENT REPORT (CERTIFICATION)	SAMSUNG	Approved by: Quality Manager
Test Report S/N: 1M1701030007-03.A3L	Test Dates: 12/29/2016 - 01/27/2017	EUT Type: Portable Handset		Page 38 of 176

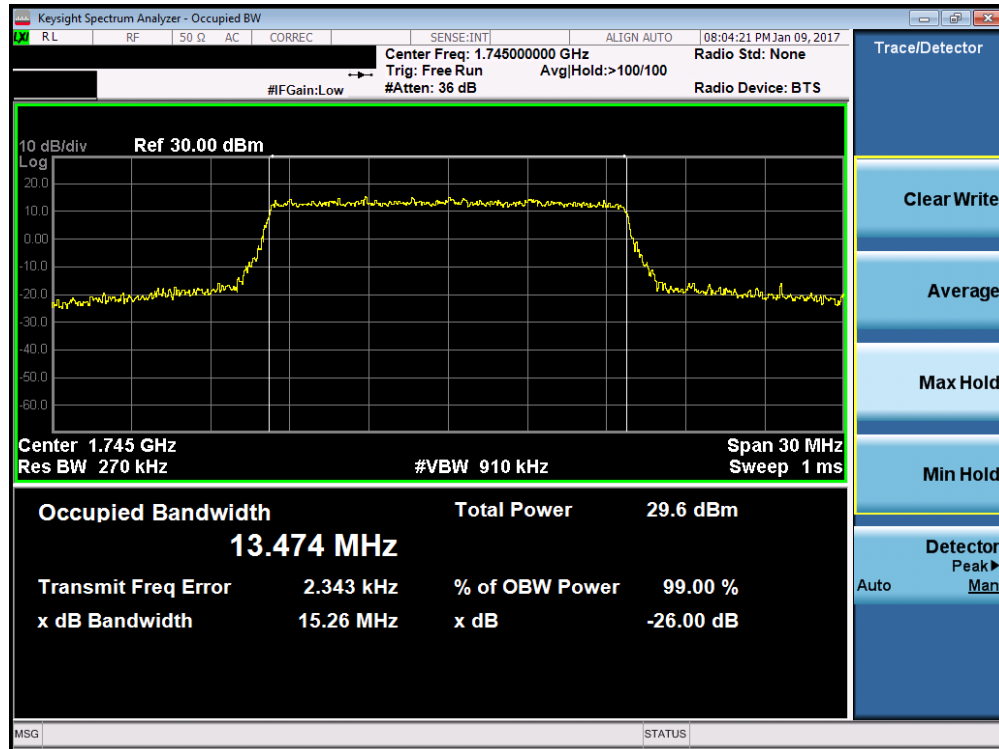


Plot 7-45. Occupied Bandwidth Plot (Band 4/66 – 10.0MHz 64-QAM – RB Size 50)

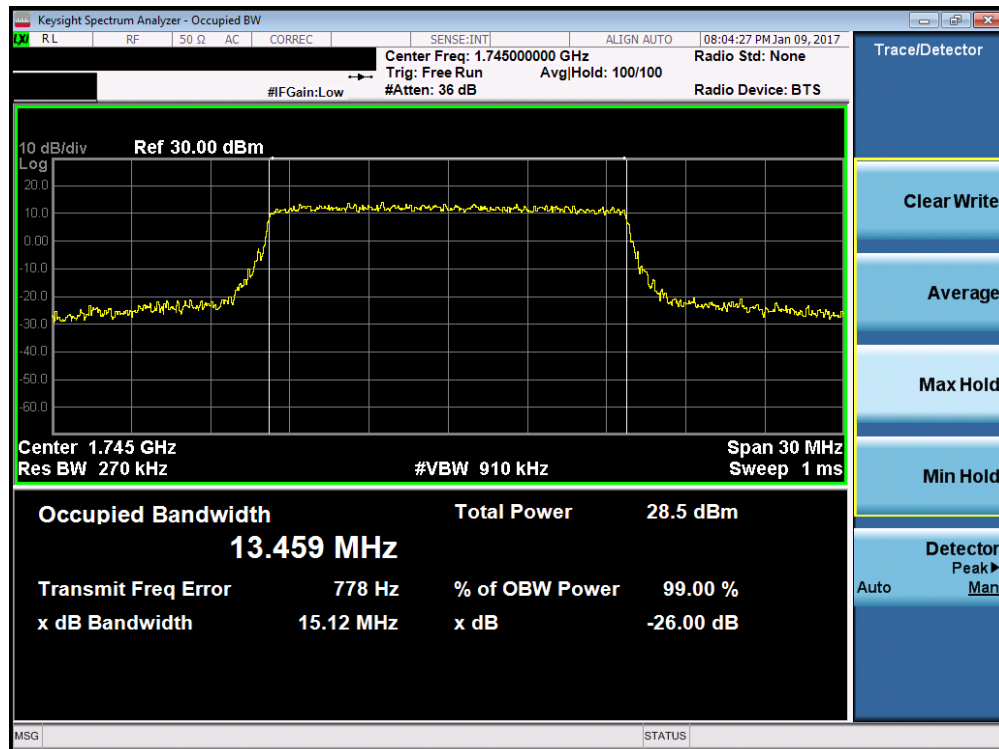


Plot 7-46. Occupied Bandwidth Plot (Band 4/66 – 15.0MHz QPSK – RB Size 75)

FCC ID: A3LSMG955F	PCTEST ENGINEERING LABORATORY, INC.	FCC Pt. 22, 24, & 27 LTE MEASUREMENT REPORT (CERTIFICATION)	SAMSUNG	Approved by: Quality Manager
Test Report S/N: 1M1701030007-03.A3L	Test Dates: 12/29/2016 - 01/27/2017	EUT Type: Portable Handset		Page 39 of 176

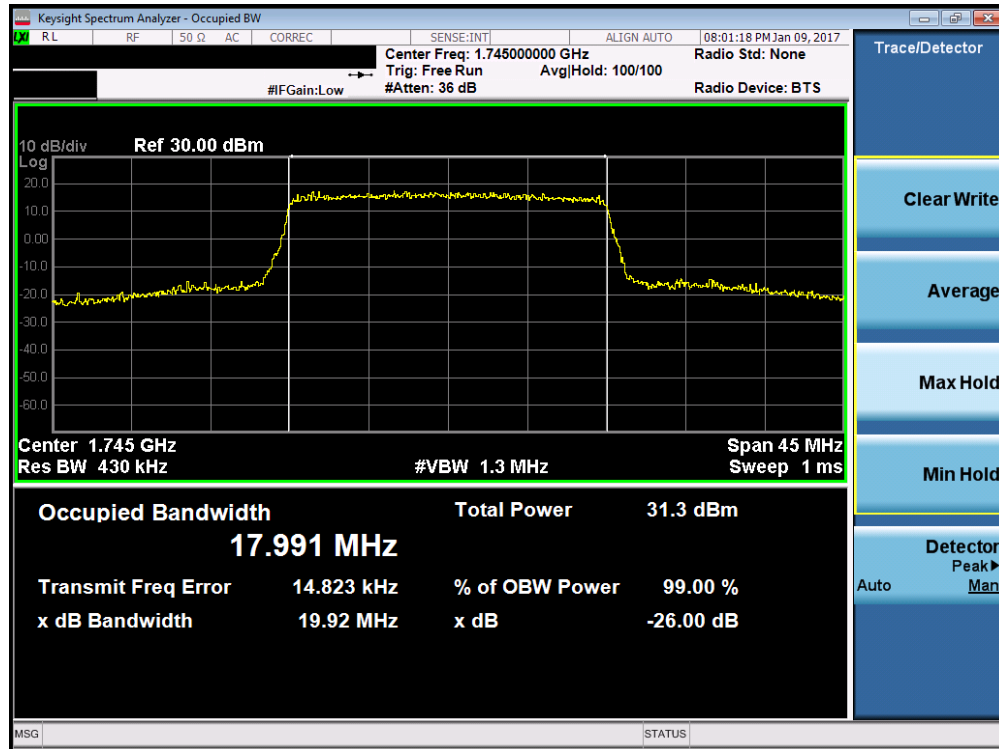


Plot 7-47. Occupied Bandwidth Plot (Band 4/66 – 15.0MHz 16-QAM – RB Size 75)

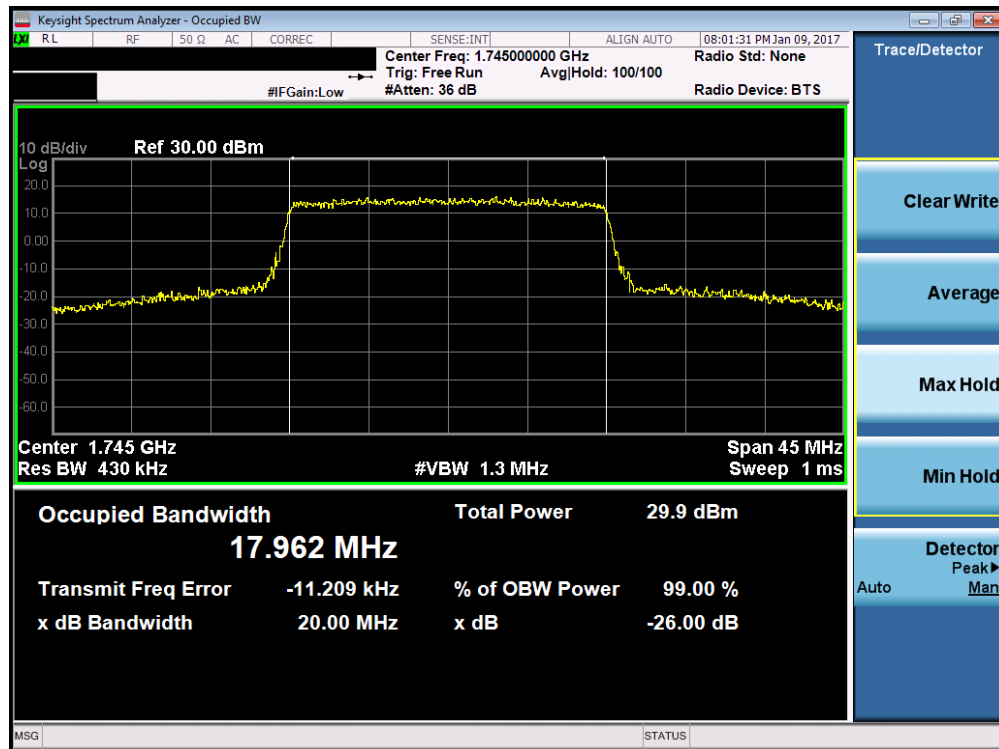


Plot 7-48. Occupied Bandwidth Plot (Band 4/66 – 15.0MHz 64-QAM – RB Size 75)

FCC ID: A3LSMG955F	PCTEST ENGINEERING LABORATORY, INC.	FCC Pt. 22, 24, & 27 LTE MEASUREMENT REPORT (CERTIFICATION)	SAMSUNG	Approved by: Quality Manager
Test Report S/N: 1M1701030007-03.A3L	Test Dates: 12/29/2016 - 01/27/2017	EUT Type: Portable Handset		Page 40 of 176

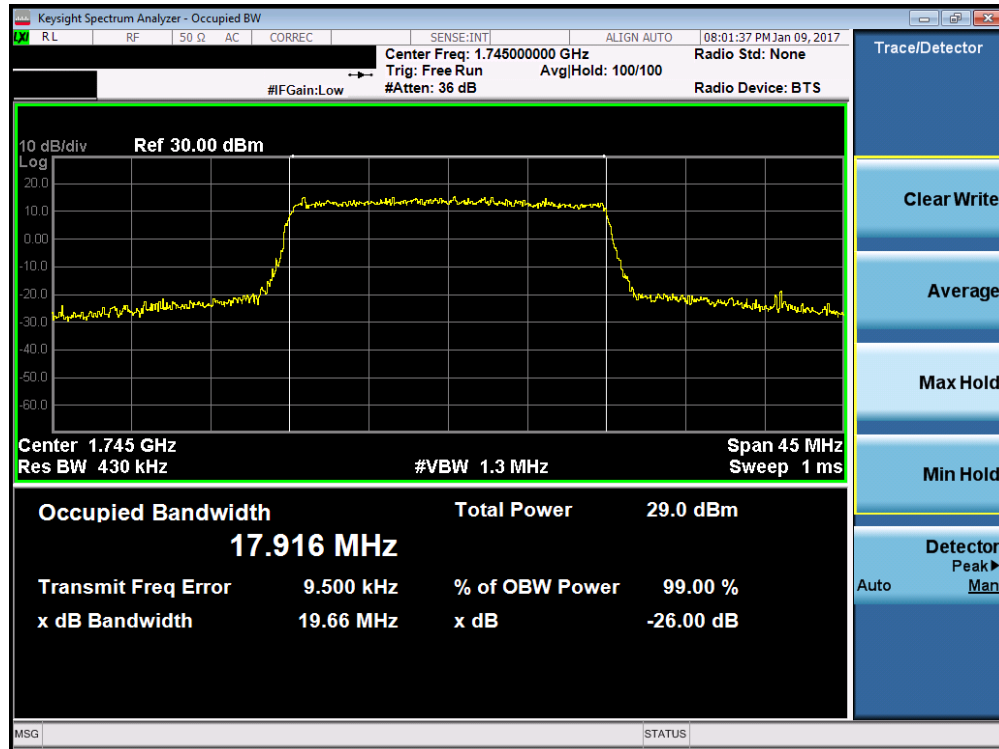


Plot 7-49. Occupied Bandwidth Plot (Band 4/66 – 20.0MHz QPSK – RB Size 100)

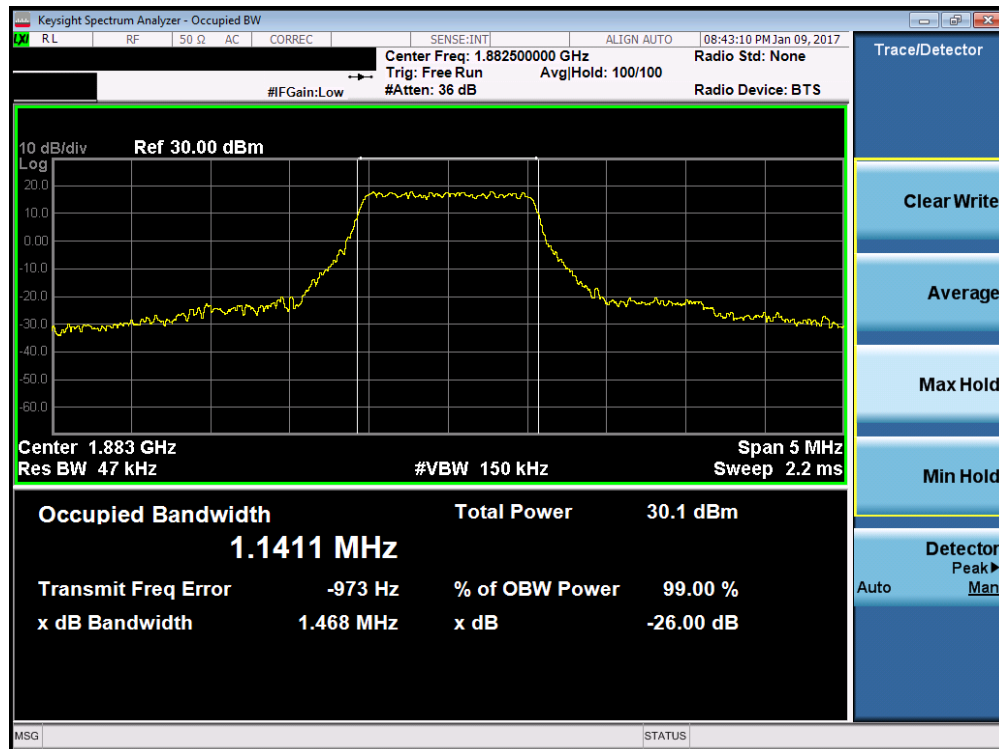


Plot 7-50. Occupied Bandwidth Plot (Band 4/66 – 20.0MHz 16-QAM – RB Size 100)

FCC ID: A3LSMG955F	PCTEST ENGINEERING LABORATORY, INC.	FCC Pt. 22, 24, & 27 LTE MEASUREMENT REPORT (CERTIFICATION)	SAMSUNG	Approved by: Quality Manager
Test Report S/N: 1M1701030007-03.A3L	Test Dates: 12/29/2016 - 01/27/2017	EUT Type: Portable Handset		Page 41 of 176

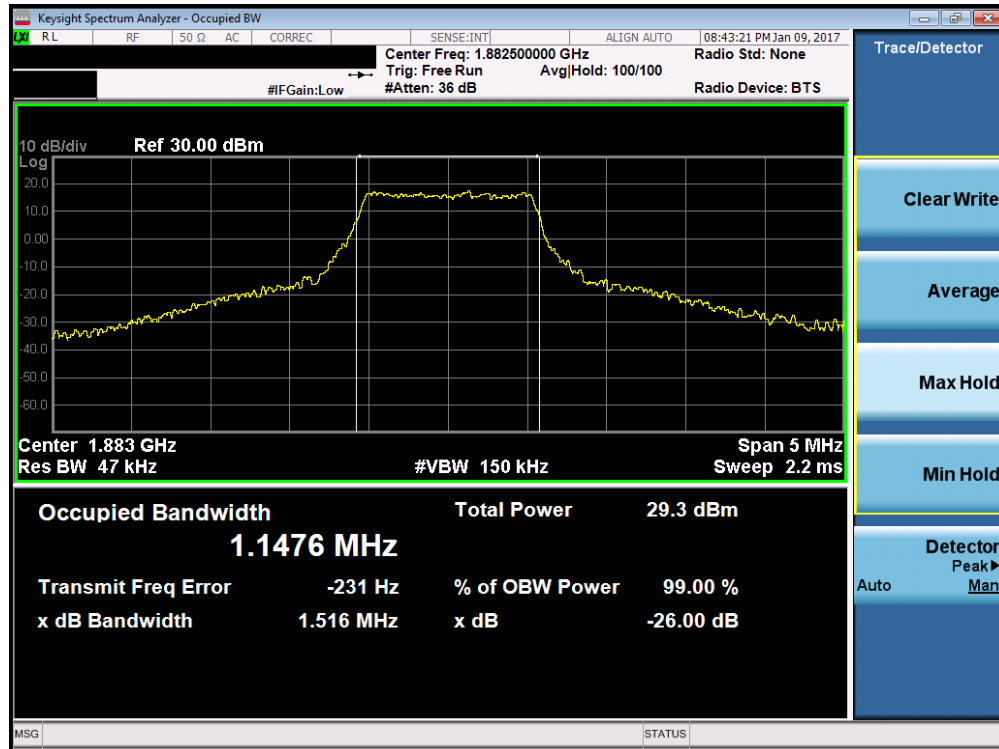


Plot 7-51. Occupied Bandwidth Plot (Band 4/66 – 20.0MHz 64-QAM – RB Size 100)

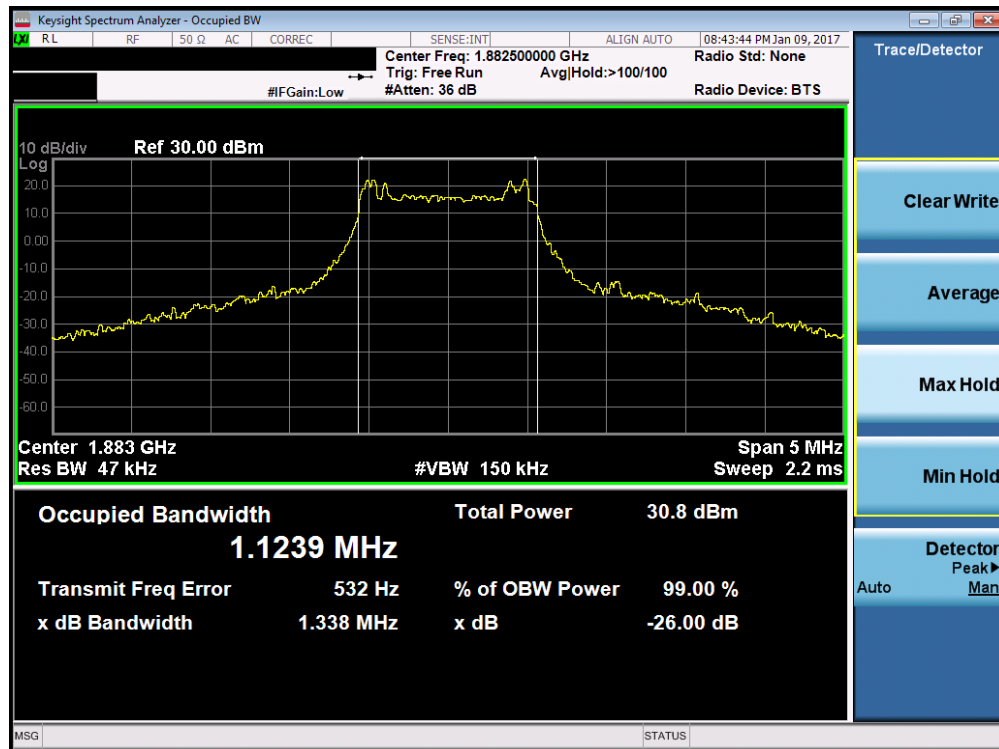


Plot 7-52. Occupied Bandwidth Plot (Band 2/25 – 1.4MHz QPSK – RB Size 6)

FCC ID: A3LSMG955F	PCTEST ENGINEERING LABORATORY, INC.	FCC Pt. 22, 24, & 27 LTE MEASUREMENT REPORT (CERTIFICATION)	SAMSUNG	Approved by: Quality Manager
Test Report S/N: 1M1701030007-03.A3L	Test Dates: 12/29/2016 - 01/27/2017	EUT Type: Portable Handset		Page 42 of 176

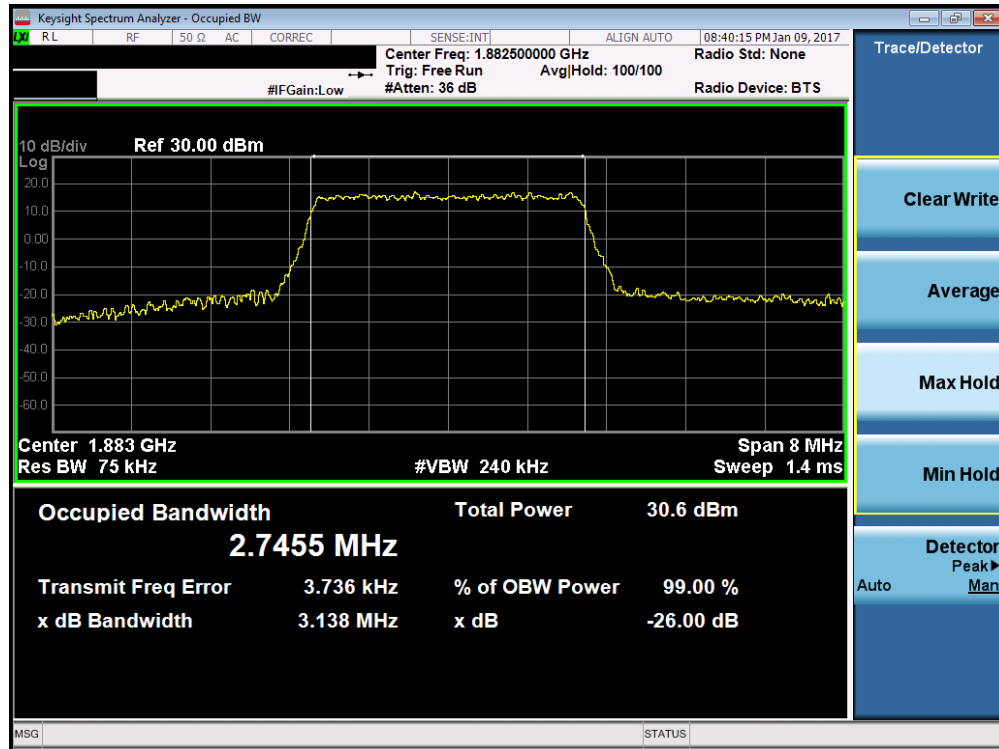


Plot 7-53. Occupied Bandwidth Plot (Band 2/25 – 1.4MHz 16-QAM – RB Size 6)

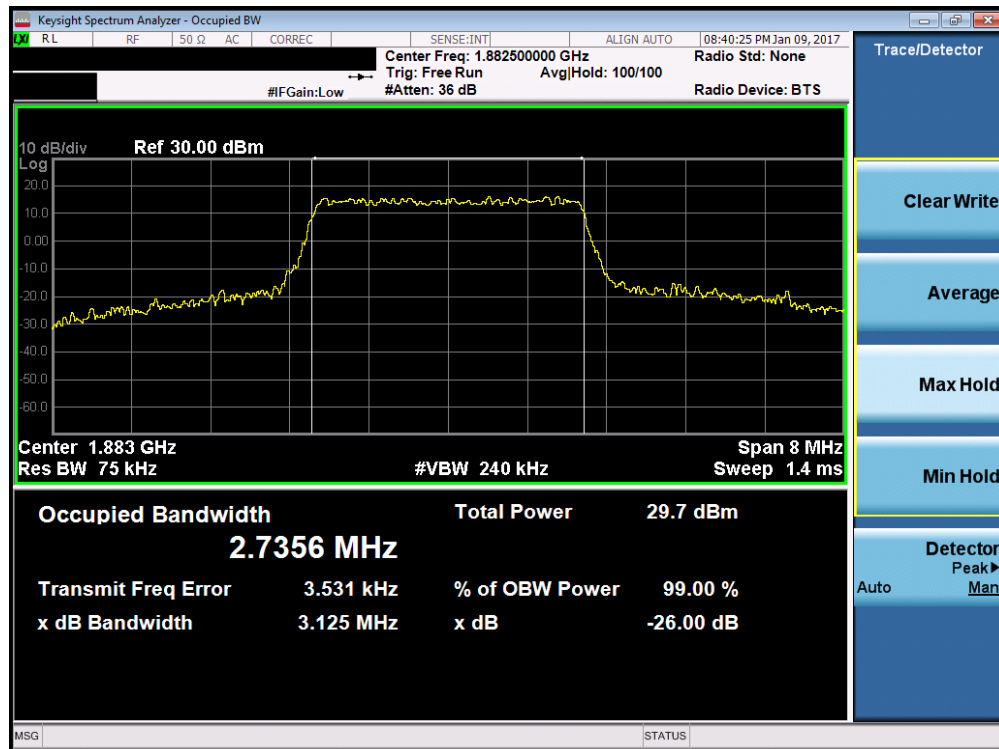


Plot 7-54. Occupied Bandwidth Plot (Band 2/25 – 1.4MHz 64-QAM – RB Size 6)

FCC ID: A3LSMG955F	PCTEST ENGINEERING LABORATORY, INC.	FCC Pt. 22, 24, & 27 LTE MEASUREMENT REPORT (CERTIFICATION)	SAMSUNG	Approved by: Quality Manager
Test Report S/N: 1M1701030007-03.A3L	Test Dates: 12/29/2016 - 01/27/2017	EUT Type: Portable Handset		Page 43 of 176

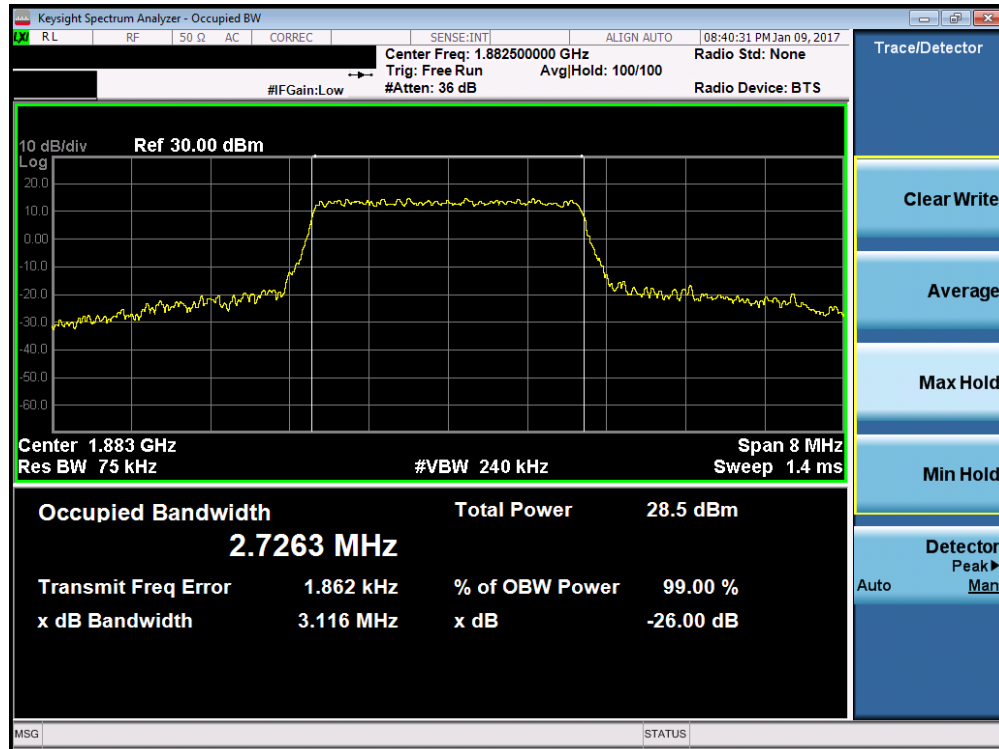


Plot 7-55. Occupied Bandwidth Plot (Band 2/25 – 3.0MHz QPSK – RB Size 15)

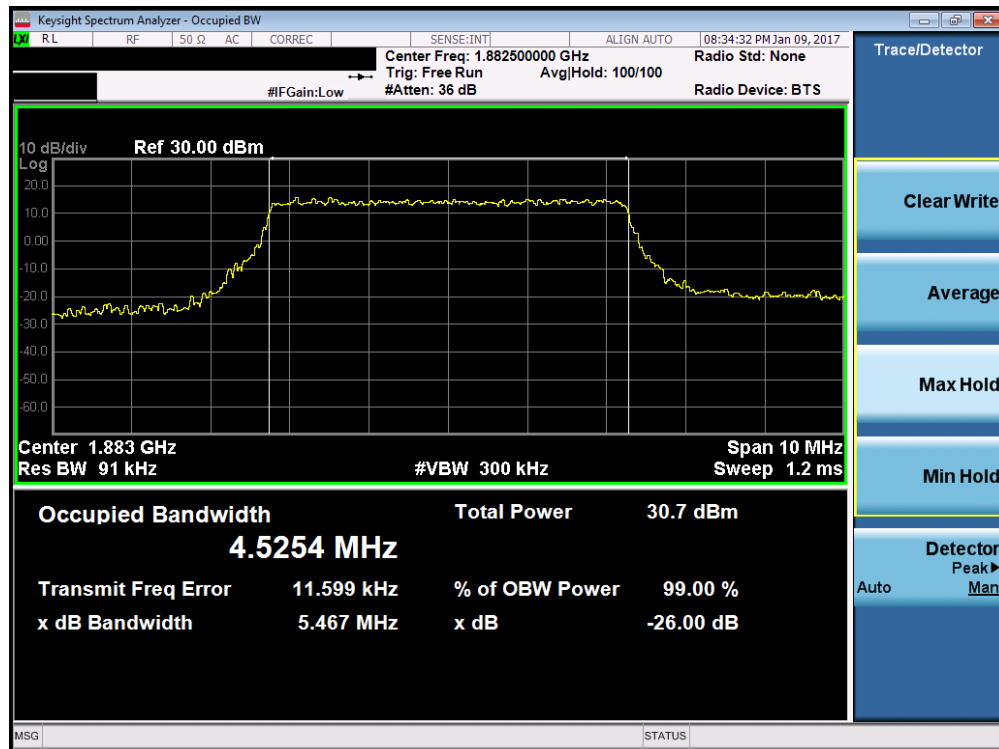


Plot 7-56. Occupied Bandwidth Plot (Band 2/25 – 3.0MHz 16-QAM – RB Size 15)

FCC ID: A3LSMG955F	PCTEST ENGINEERING LABORATORY, INC.	FCC Pt. 22, 24, & 27 LTE MEASUREMENT REPORT (CERTIFICATION)	SAMSUNG	Approved by: Quality Manager
Test Report S/N: 1M1701030007-03.A3L	Test Dates: 12/29/2016 - 01/27/2017	EUT Type: Portable Handset		Page 44 of 176

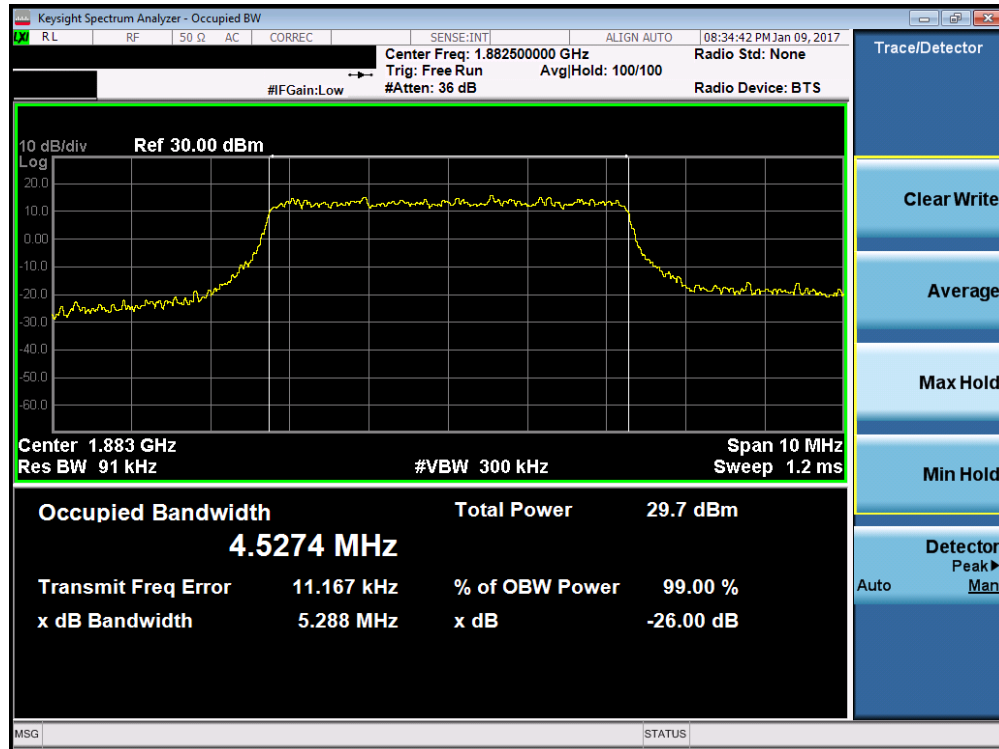


Plot 7-57. Occupied Bandwidth Plot (Band 2/25 – 3.0MHz 64-QAM – RB Size 15)

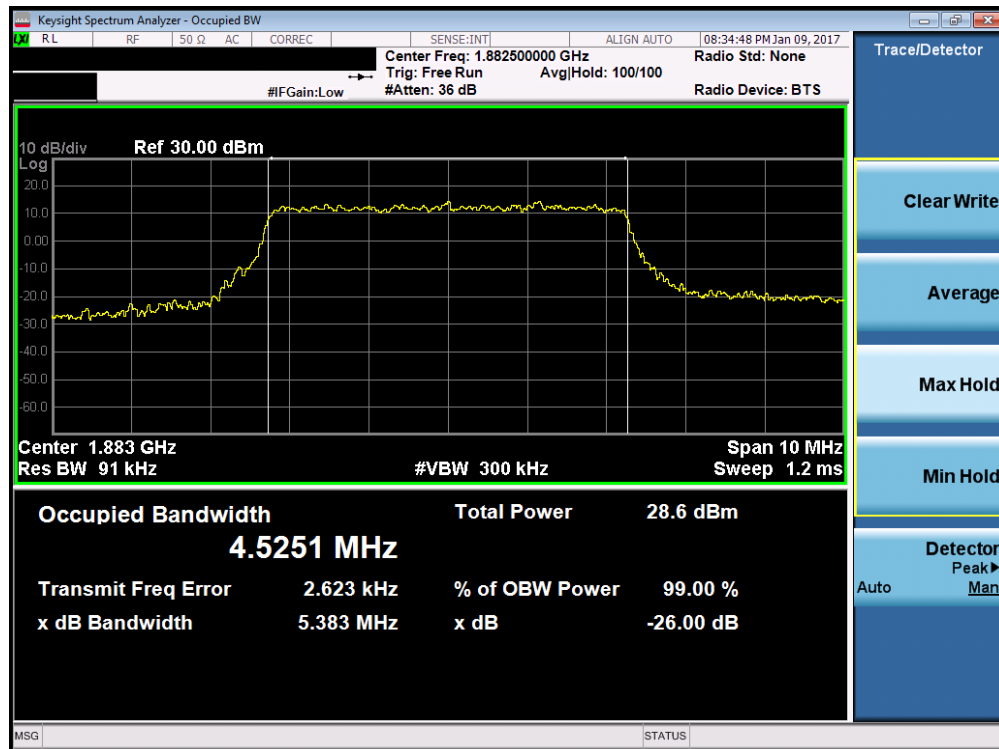


Plot 7-58. Occupied Bandwidth Plot (Band 2/25 – 5.0MHz QPSK – RB Size 25)

FCC ID: A3LSMG955F	PCTEST ENGINEERING LABORATORY, INC.	FCC Pt. 22, 24, & 27 LTE MEASUREMENT REPORT (CERTIFICATION)	SAMSUNG	Approved by: Quality Manager
Test Report S/N: 1M1701030007-03.A3L	Test Dates: 12/29/2016 - 01/27/2017	EUT Type: Portable Handset		Page 45 of 176

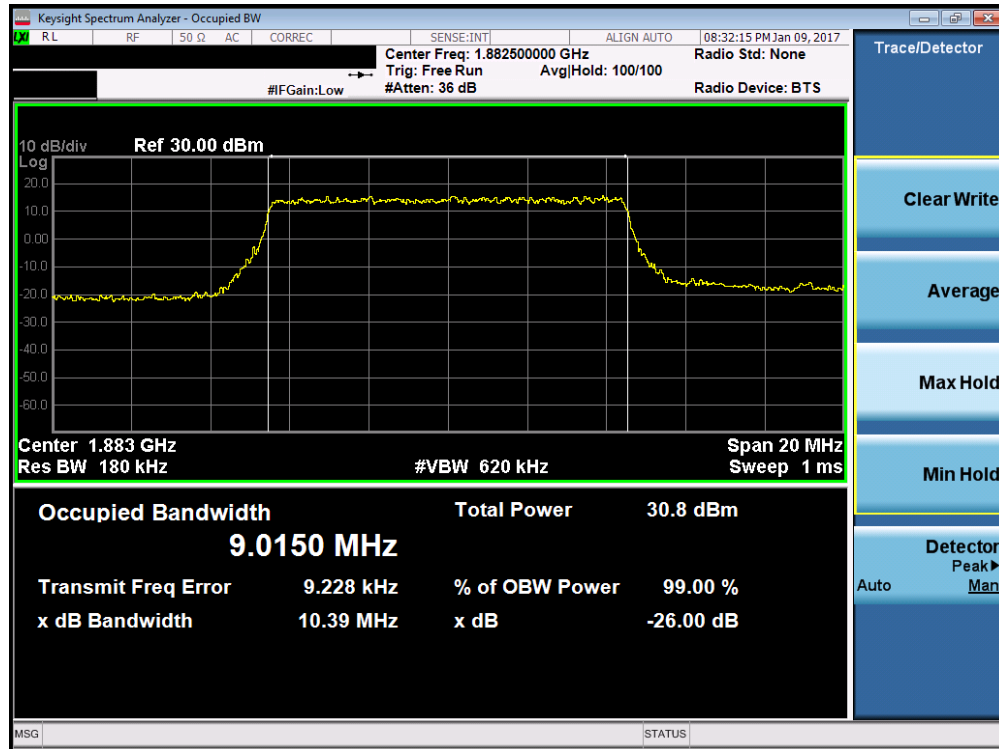


Plot 7-59. Occupied Bandwidth Plot (Band 2/25 – 5.0MHz 16-QAM – RB Size 25)

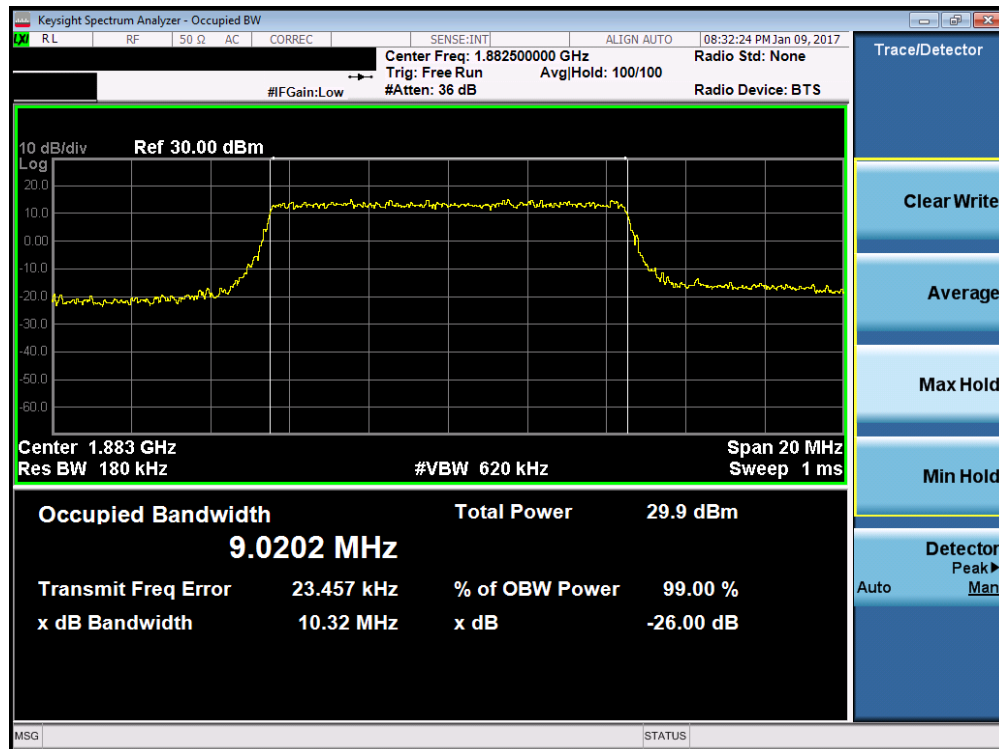


Plot 7-60. Occupied Bandwidth Plot (Band 2/25 – 5.0MHz 64-QAM – RB Size 25)

FCC ID: A3LSMG955F	PCTEST ENGINEERING LABORATORY, INC.	FCC Pt. 22, 24, & 27 LTE MEASUREMENT REPORT (CERTIFICATION)	SAMSUNG	Approved by: Quality Manager
Test Report S/N: 1M1701030007-03.A3L	Test Dates: 12/29/2016 - 01/27/2017	EUT Type: Portable Handset		Page 46 of 176

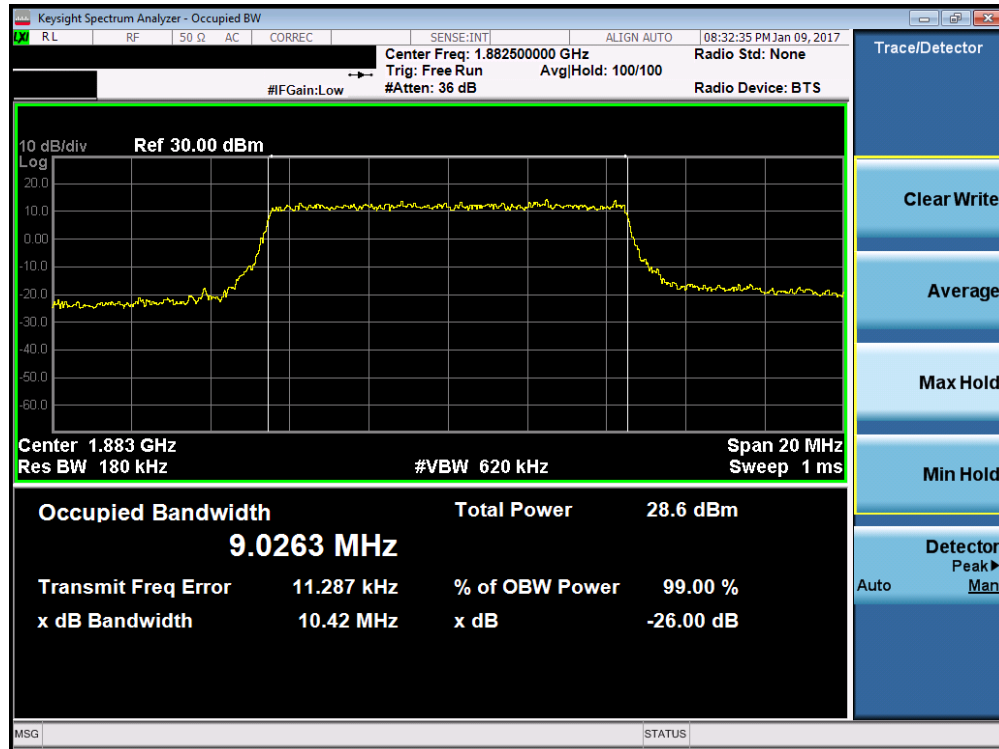


Plot 7-61. Occupied Bandwidth Plot (Band 2/25 – 10.0MHz QPSK – RB Size 50)

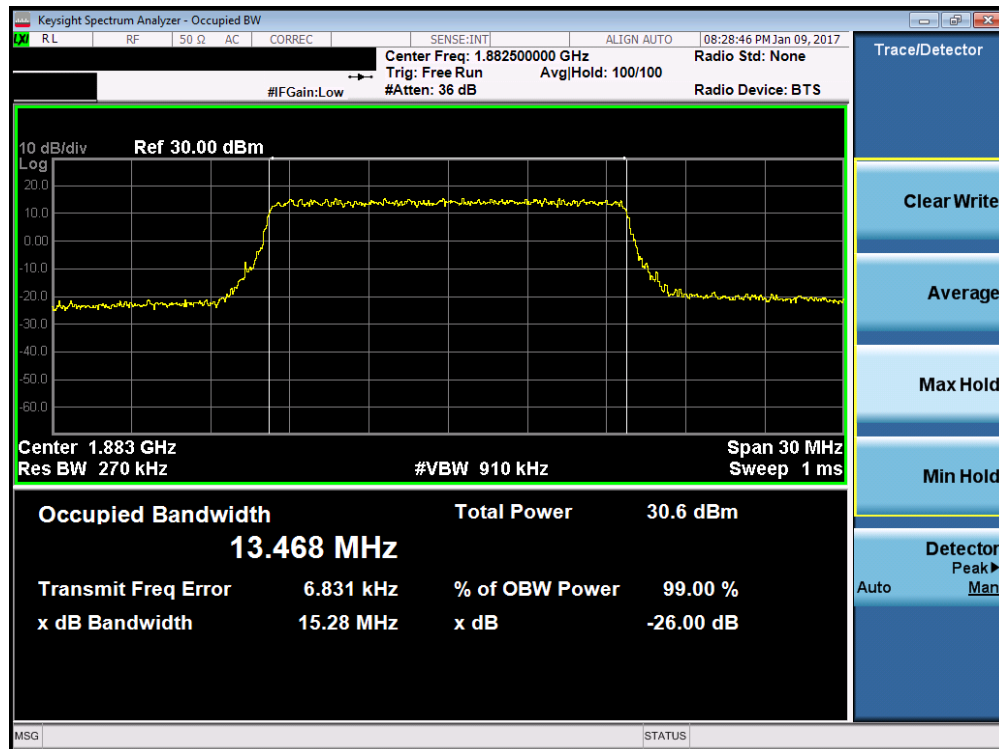


Plot 7-62. Occupied Bandwidth Plot (Band 2/25 – 10.0MHz 16-QAM – RB Size 50)

FCC ID: A3LSMG955F	PCTEST ENGINEERING LABORATORY, INC.	FCC Pt. 22, 24, & 27 LTE MEASUREMENT REPORT (CERTIFICATION)	SAMSUNG	Approved by: Quality Manager
Test Report S/N: 1M1701030007-03.A3L	Test Dates: 12/29/2016 - 01/27/2017	EUT Type: Portable Handset		Page 47 of 176

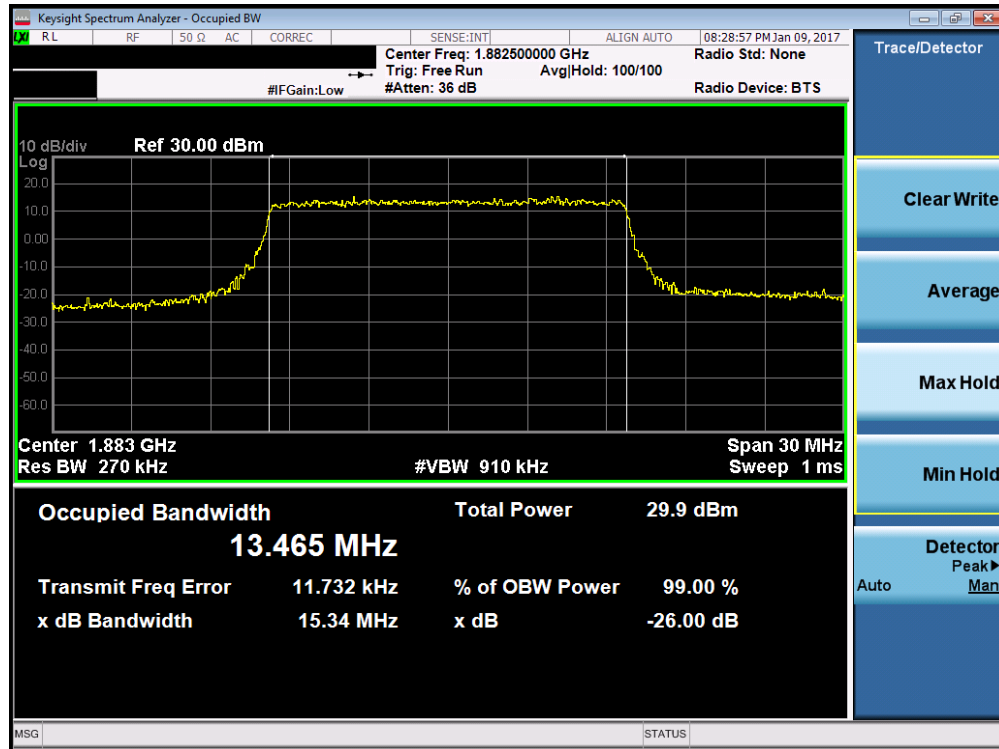


Plot 7-63. Occupied Bandwidth Plot (Band 2/25 – 10.0MHz 64-QAM – RB Size 50)

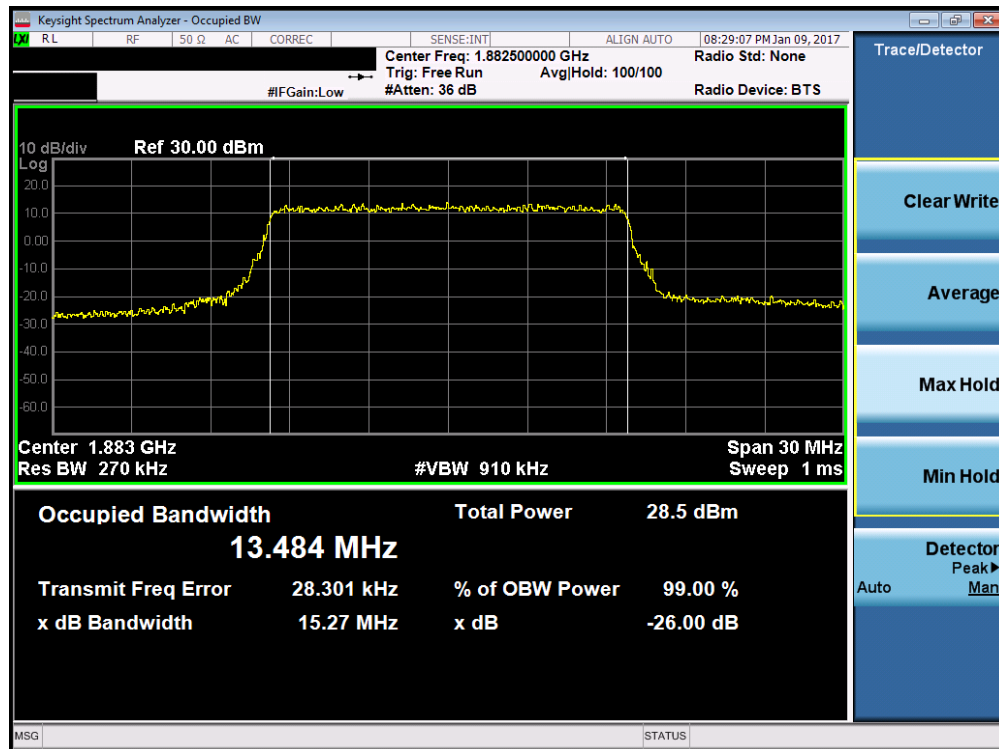


Plot 7-64. Occupied Bandwidth Plot (Band 2/25 – 15.0MHz QPSK – RB Size 75)

FCC ID: A3LSMG955F	PCTEST ENGINEERING LABORATORY, INC.	FCC Pt. 22, 24, & 27 LTE MEASUREMENT REPORT (CERTIFICATION)	SAMSUNG	Approved by: Quality Manager
Test Report S/N: 1M1701030007-03.A3L	Test Dates: 12/29/2016 - 01/27/2017	EUT Type: Portable Handset		Page 48 of 176

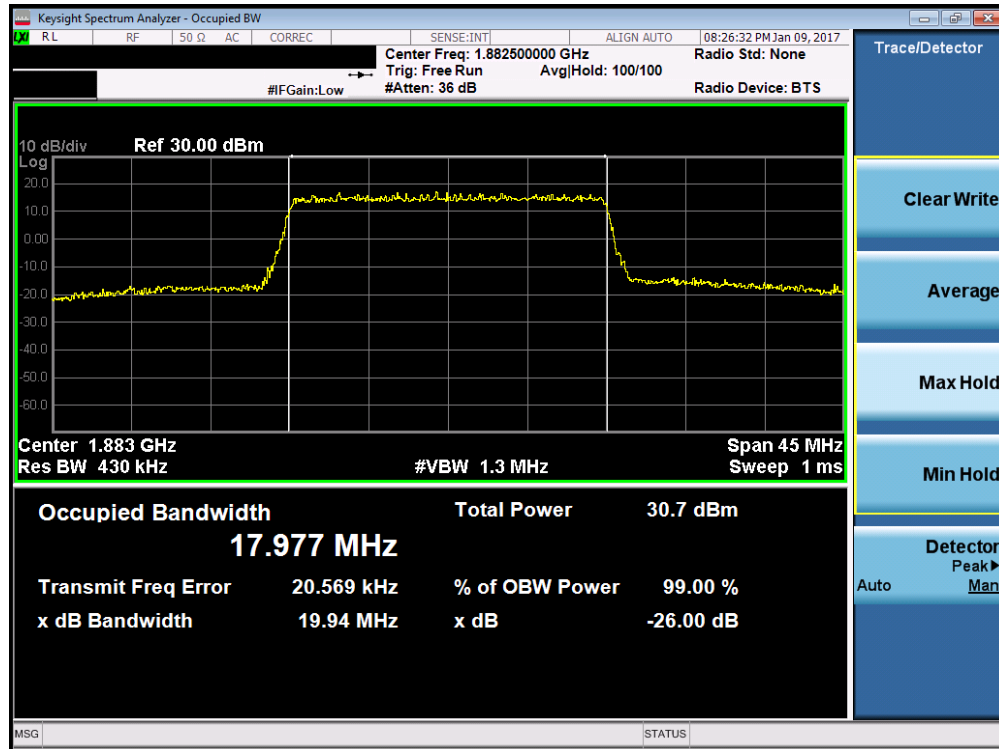


Plot 7-65. Occupied Bandwidth Plot (Band 2/25 – 15.0MHz 16-QAM – RB Size 75)

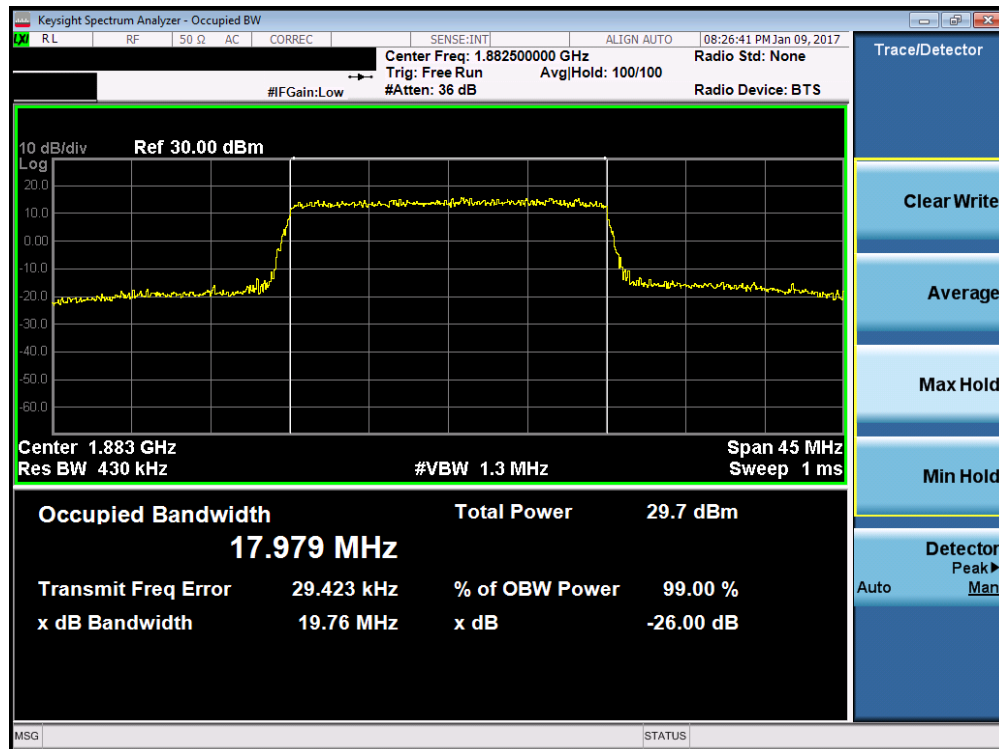


Plot 7-66. Occupied Bandwidth Plot (Band 2/25 – 15.0MHz 64-QAM – RB Size 75)

FCC ID: A3LSMG955F	PCTEST ENGINEERING LABORATORY, INC.	FCC Pt. 22, 24, & 27 LTE MEASUREMENT REPORT (CERTIFICATION)	SAMSUNG	Approved by: Quality Manager
Test Report S/N: 1M1701030007-03.A3L	Test Dates: 12/29/2016 - 01/27/2017	EUT Type: Portable Handset		Page 49 of 176

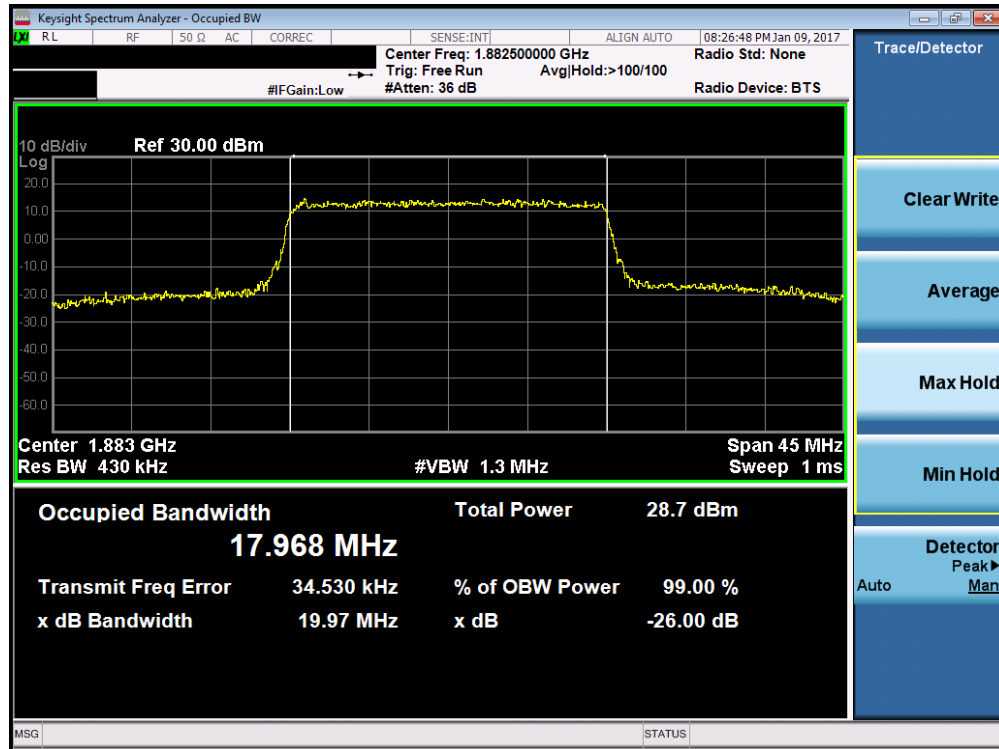


Plot 7-67. Occupied Bandwidth Plot (Band 2/25 – 20.0MHz QPSK – RB Size 100)

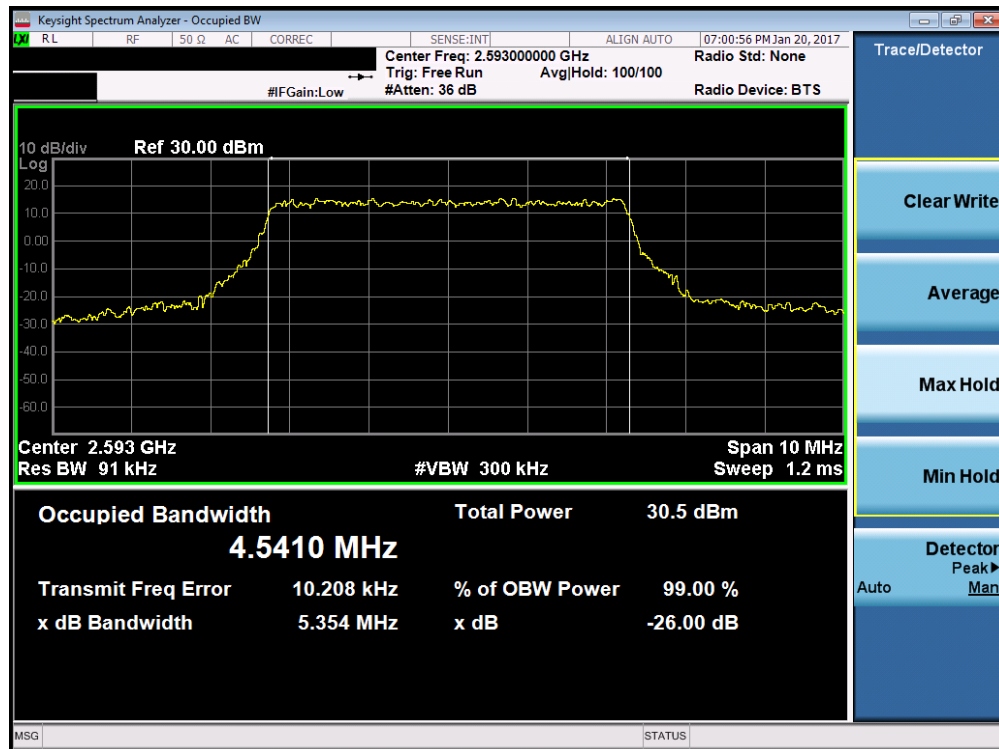


Plot 7-68. Occupied Bandwidth Plot (Band 2/25 – 20.0MHz 16-QAM – RB Size 100)

FCC ID: A3LSMG955F	PCTEST ENGINEERING LABORATORY, INC.	FCC Pt. 22, 24, & 27 LTE MEASUREMENT REPORT (CERTIFICATION)	SAMSUNG	Approved by: Quality Manager
Test Report S/N: 1M1701030007-03.A3L	Test Dates: 12/29/2016 - 01/27/2017	EUT Type: Portable Handset		Page 50 of 176

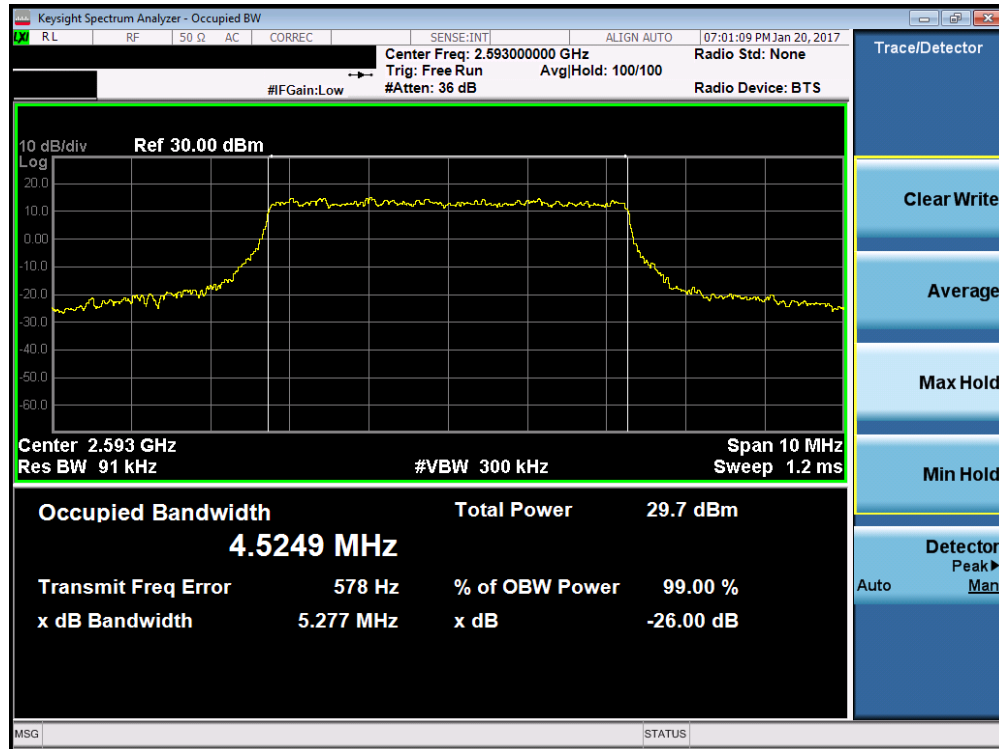


Plot 7-69. Occupied Bandwidth Plot (Band 2/25 – 20.0MHz 64-QAM – RB Size 100)

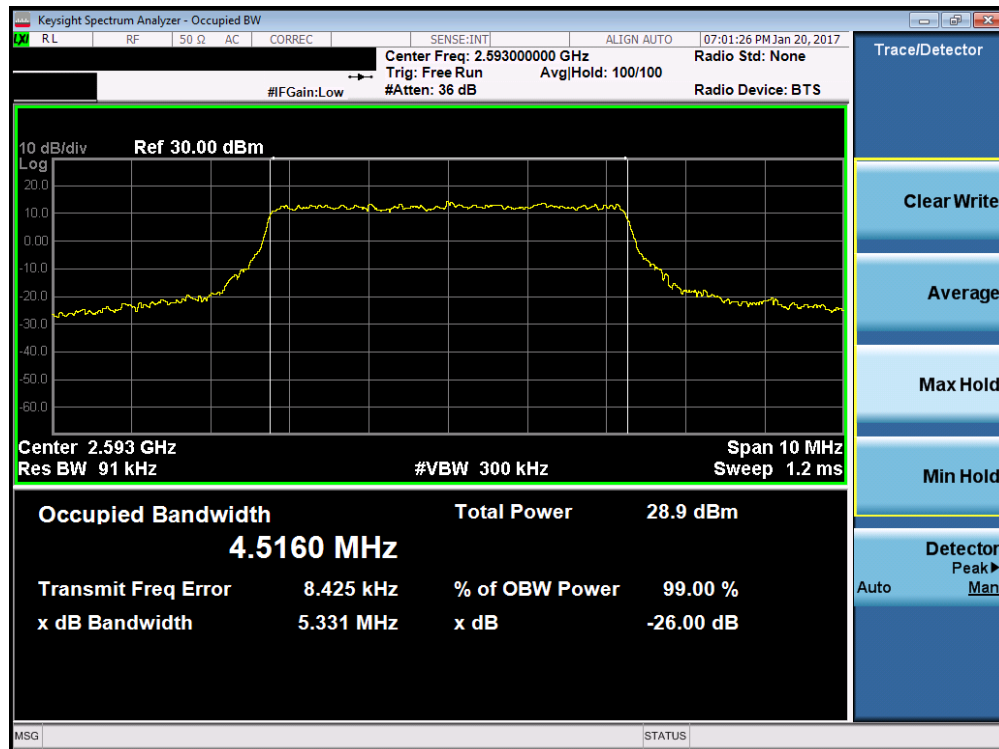


Plot 7-70. Occupied Bandwidth Plot (Band 41 – 5.0MHz QPSK – RB Size 25)

FCC ID: A3LSMG955F	PCTEST ENGINEERING LABORATORY, INC.	FCC Pt. 22, 24, & 27 LTE MEASUREMENT REPORT (CERTIFICATION)	SAMSUNG	Approved by: Quality Manager
Test Report S/N: 1M1701030007-03.A3L	Test Dates: 12/29/2016 - 01/27/2017	EUT Type: Portable Handset		Page 51 of 176

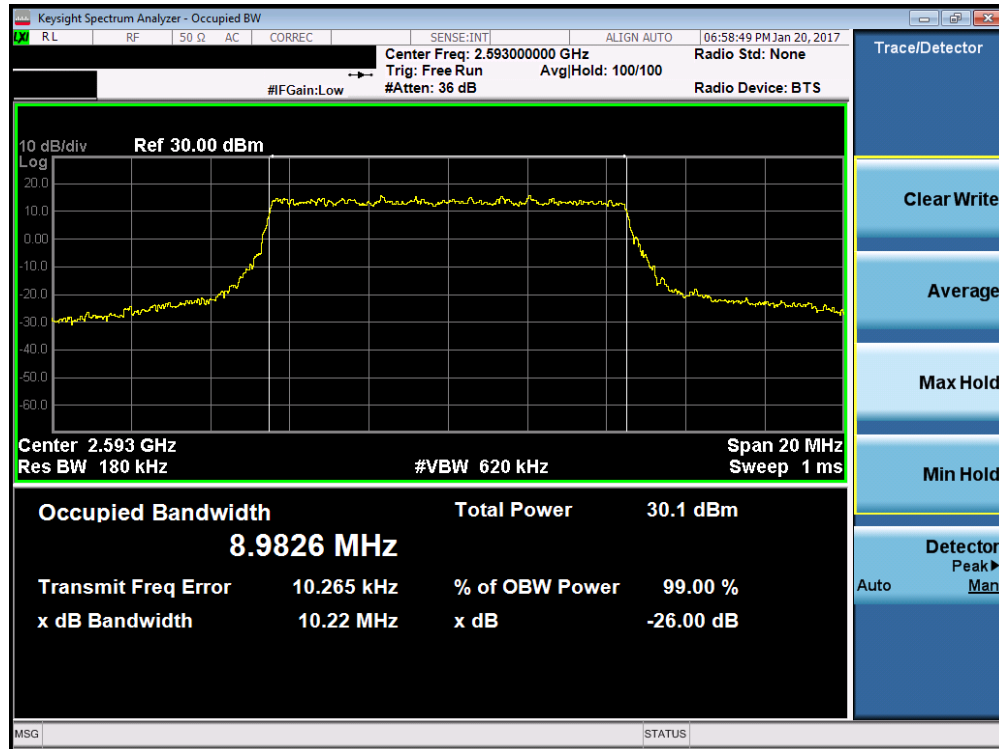


Plot 7-71. Occupied Bandwidth Plot (Band 41 – 5.0MHz 16-QAM – RB Size 25)

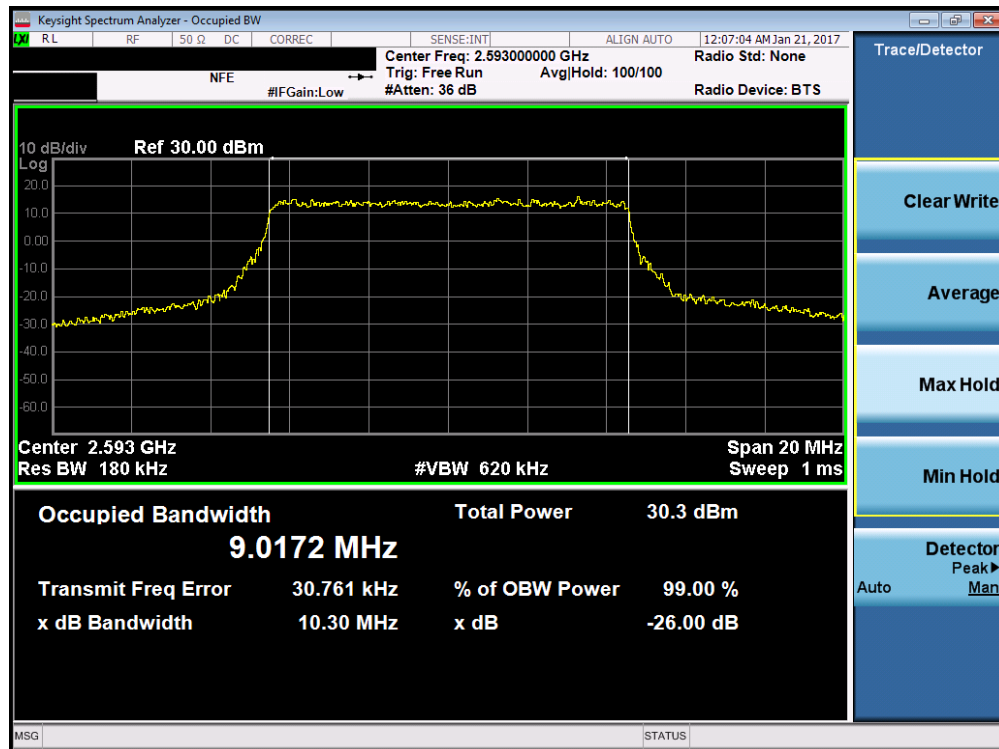


Plot 7-72. Occupied Bandwidth Plot (Band 41 – 5.0MHz 64-QAM – RB Size 25)

FCC ID: A3LSMG955F	PCTEST ENGINEERING LABORATORY, INC.	FCC Pt. 22, 24, & 27 LTE MEASUREMENT REPORT (CERTIFICATION)	SAMSUNG	Approved by: Quality Manager
Test Report S/N: 1M1701030007-03.A3L	Test Dates: 12/29/2016 - 01/27/2017	EUT Type: Portable Handset		Page 52 of 176

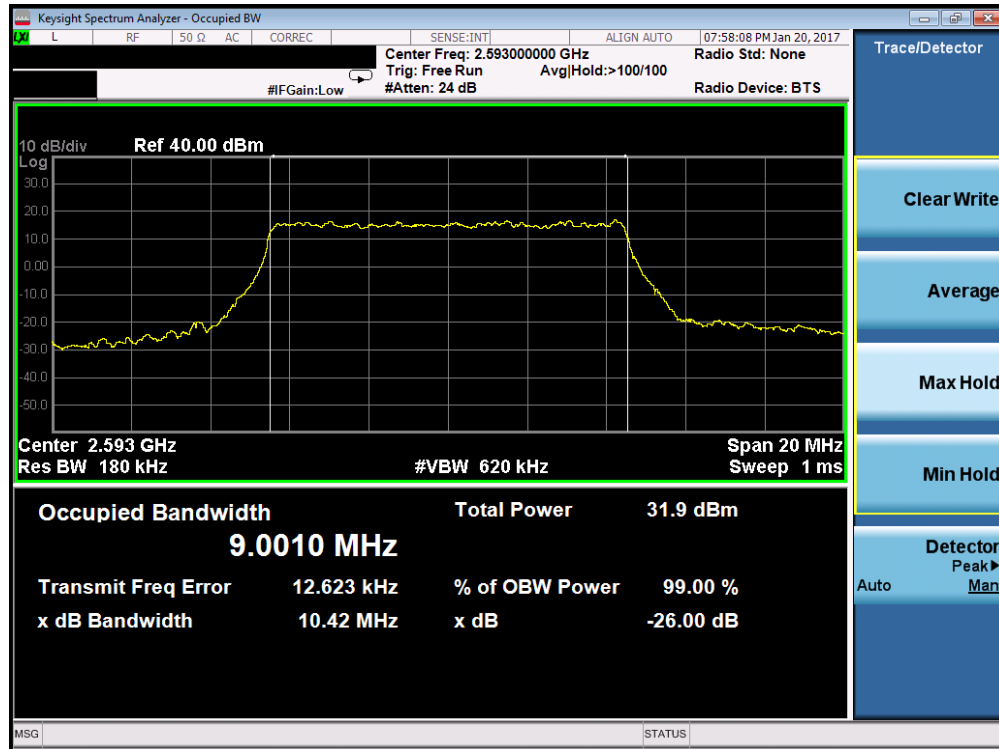


Plot 7-73. Occupied Bandwidth Plot (Band 41 – 10.0MHz QPSK – RB Size 50)

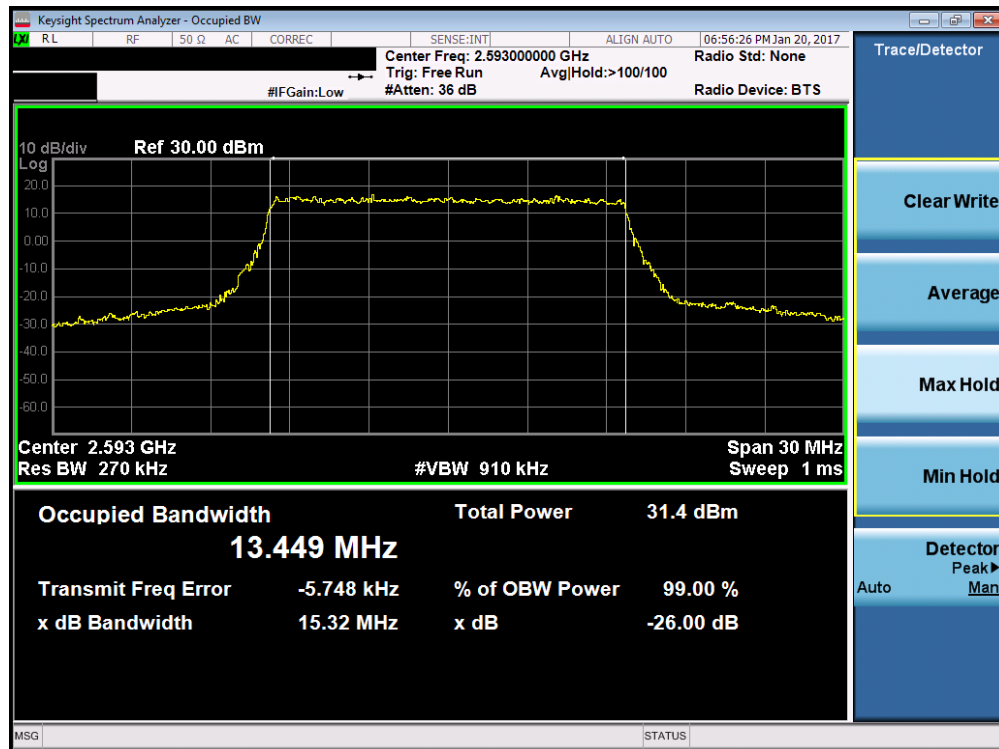


Plot 7-74. Occupied Bandwidth Plot (Band 41 – 10.0MHz 16-QAM – RB Size 50)

FCC ID: A3LSMG955F	PCTEST ENGINEERING LABORATORY, INC.	FCC Pt. 22, 24, & 27 LTE MEASUREMENT REPORT (CERTIFICATION)	SAMSUNG	Approved by: Quality Manager
Test Report S/N: 1M1701030007-03.A3L	Test Dates: 12/29/2016 - 01/27/2017	EUT Type: Portable Handset		Page 53 of 176

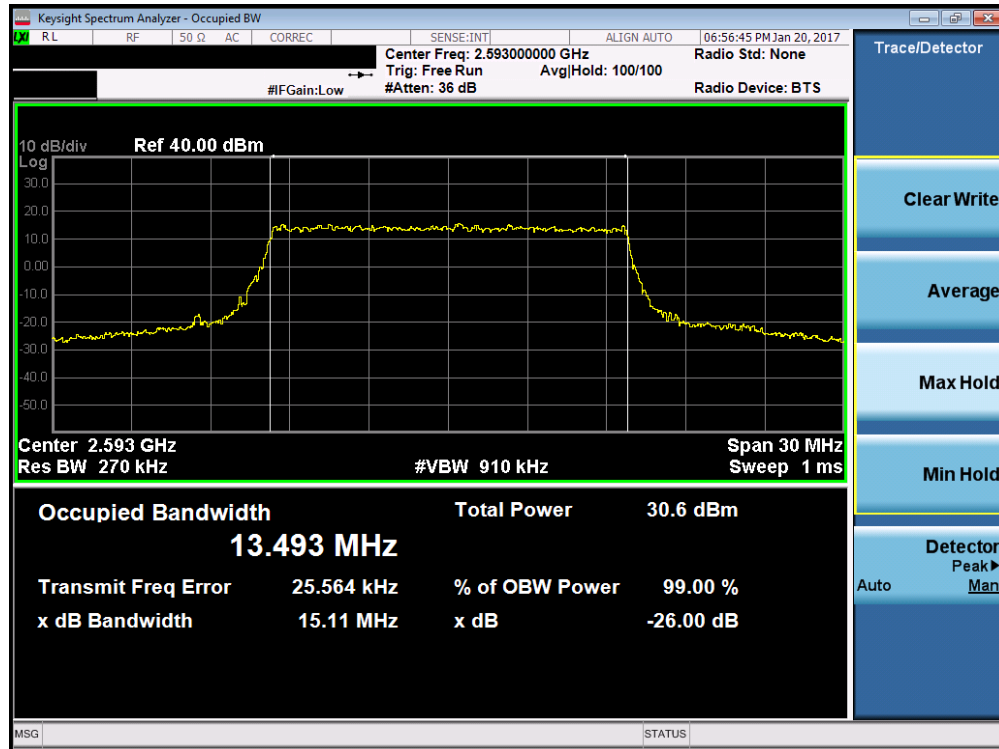


Plot 7-75. Occupied Bandwidth Plot (Band 41 – 10.0MHz 64-QAM – RB Size 50)

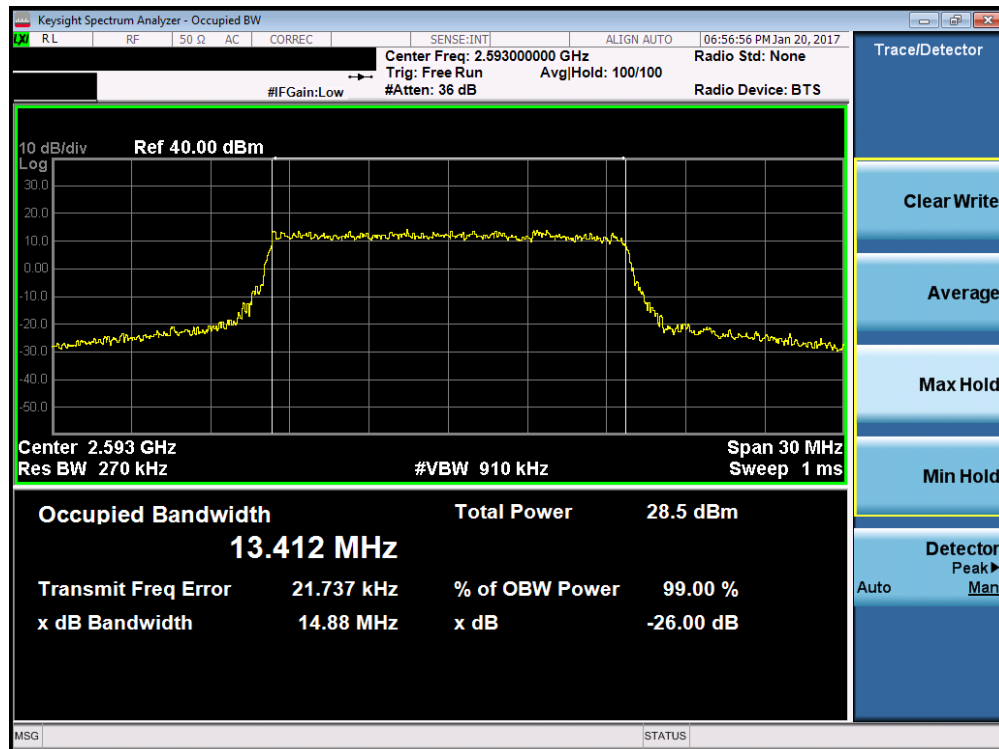


Plot 7-76. Occupied Bandwidth Plot (Band 41 – 15.0MHz QPSK – RB Size 75)

FCC ID: A3LSMG955F	PCTEST ENGINEERING LABORATORY, INC.	FCC Pt. 22, 24, & 27 LTE MEASUREMENT REPORT (CERTIFICATION)	SAMSUNG	Approved by: Quality Manager
Test Report S/N: 1M1701030007-03.A3L	Test Dates: 12/29/2016 - 01/27/2017	EUT Type: Portable Handset		Page 54 of 176

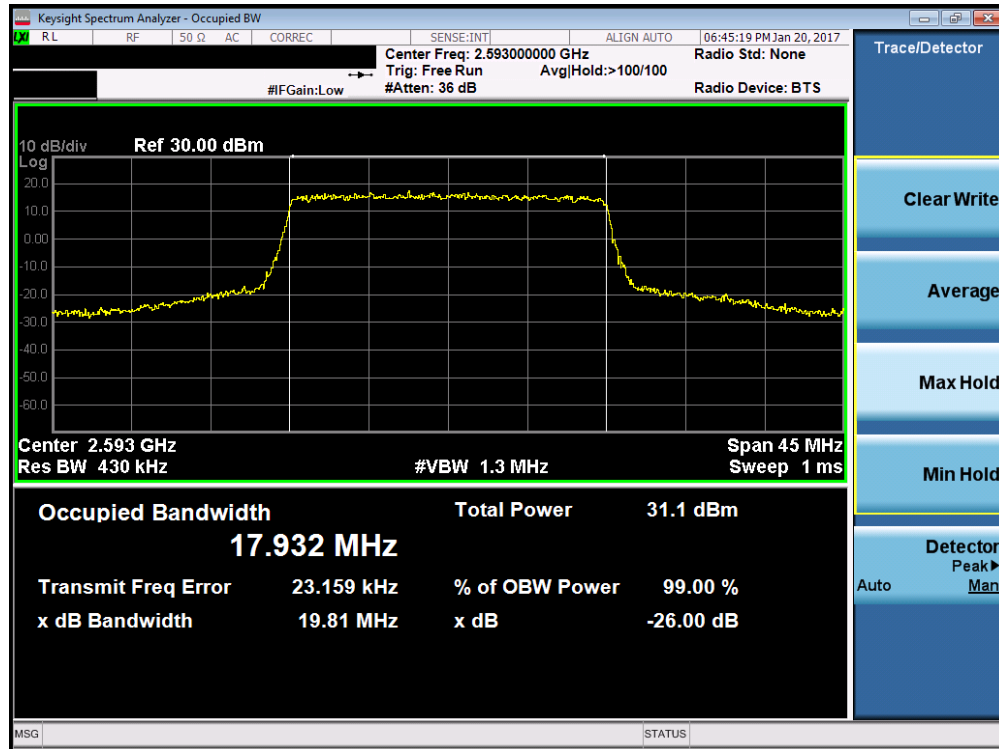


Plot 7-77. Occupied Bandwidth Plot (Band 41 – 15.0MHz 16-QAM – RB Size 75)

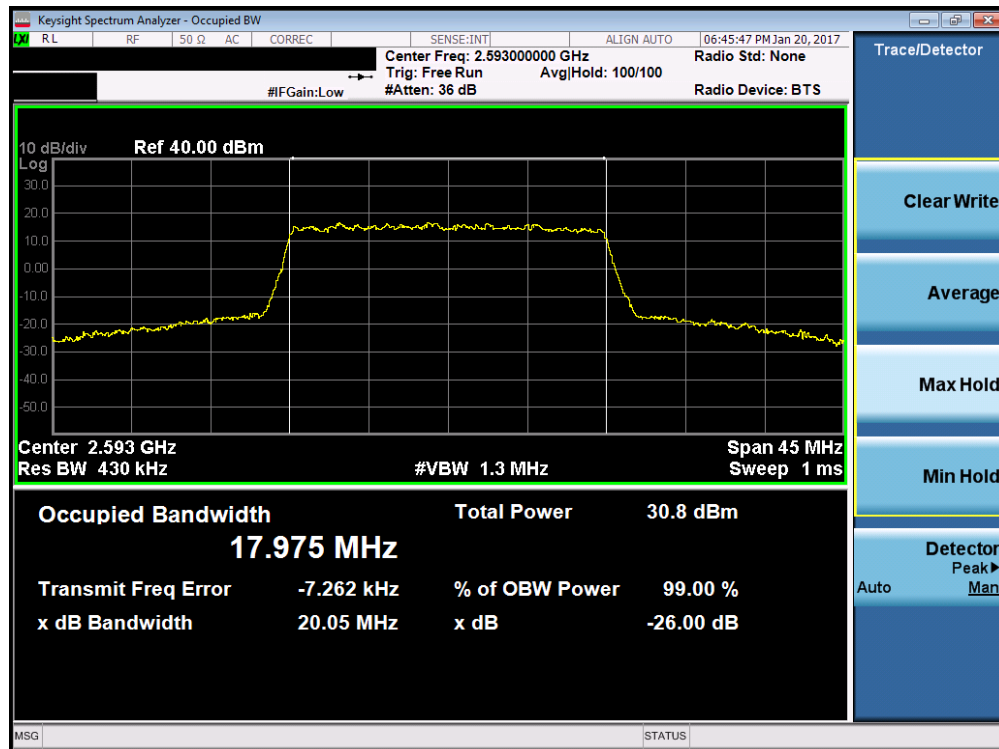


Plot 7-78. Occupied Bandwidth Plot (Band 41 – 15.0MHz 64-QAM – RB Size 75)

FCC ID: A3LSMG955F	PCTEST ENGINEERING LABORATORY, INC.	FCC Pt. 22, 24, & 27 LTE MEASUREMENT REPORT (CERTIFICATION)	SAMSUNG	Approved by: Quality Manager
Test Report S/N: 1M1701030007-03.A3L	Test Dates: 12/29/2016 - 01/27/2017	EUT Type: Portable Handset		Page 55 of 176

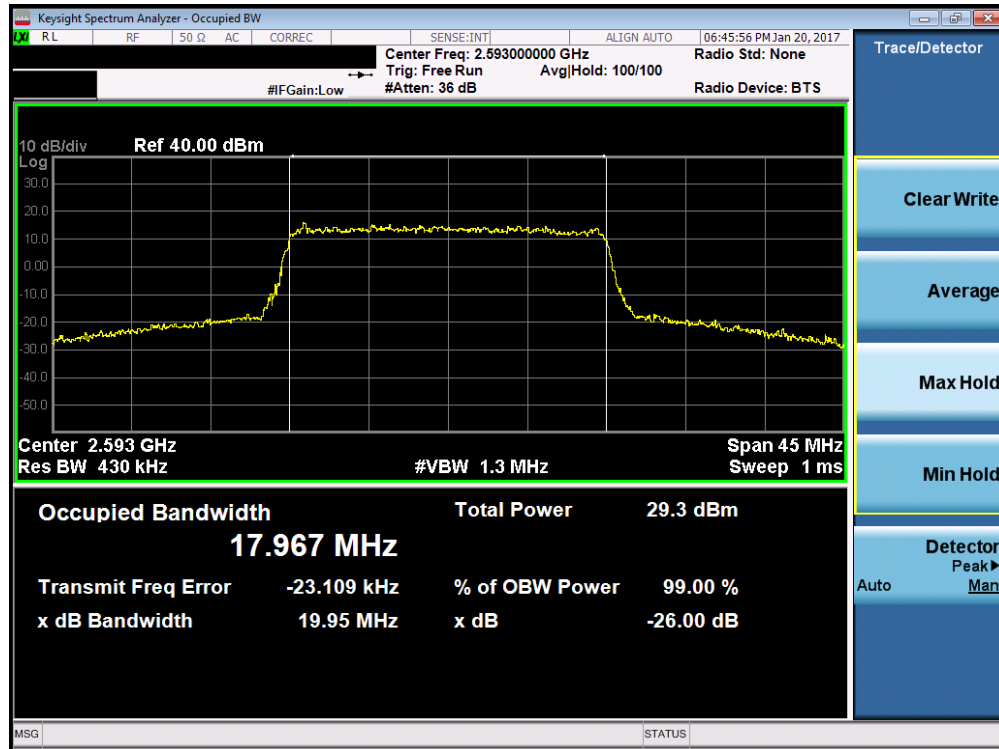


Plot 7-79. Occupied Bandwidth Plot (Band 41 – 20.0MHz QPSK – RB Size 100)



Plot 7-80. Occupied Bandwidth Plot (Band 41 – 20.0MHz 16-QAM – RB Size 100)

FCC ID: A3LSMG955F	PCTEST ENGINEERING LABORATORY, INC.	FCC Pt. 22, 24, & 27 LTE MEASUREMENT REPORT (CERTIFICATION)	SAMSUNG	Approved by: Quality Manager
Test Report S/N: 1M1701030007-03.A3L	Test Dates: 12/29/2016 - 01/27/2017	EUT Type: Portable Handset		Page 56 of 176



Plot 7-81. Occupied Bandwidth Plot (Band 41 – 20.0MHz 64-QAM – RB Size 100)

FCC ID: A3LSMG955F	PCTEST ENGINEERING LABORATORY, INC.	FCC Pt. 22, 24, & 27 LTE MEASUREMENT REPORT (CERTIFICATION)	SAMSUNG	Approved by: Quality Manager
Test Report S/N: 1M1701030007-03.A3L	Test Dates: 12/29/2016 - 01/27/2017	EUT Type: Portable Handset		Page 57 of 176

© 2017 PCTEST Engineering Laboratory, Inc.

V 6.1

12/26/2016

© 2017 PCTEST Engineering Laboratory, Inc. All rights reserved. Unless otherwise specified, no part of this report may be reproduced or utilized in any part, form or by any means, electronic or mechanical, including photocopying and microfilm, without permission in writing from PCTEST Engineering Laboratory, Inc. If you have any questions about this international copyright or have an enquiry about obtaining additional rights to this report or assembly of contents thereof, please contact INFO@PCTESTLAB.COM.

7.3 Spurious and Harmonic Emissions at Antenna Terminal

§2.1051 §22.917(a) §24.238(a) §27.53(c.2) §27.53(g) §27.53(h) §27.53(m)

Test Overview

The level of the carrier and the various conducted spurious and harmonic frequencies is measured by means of a calibrated spectrum analyzer. The spectrum is scanned from the lowest frequency generated in the equipment up to a frequency including its 10th harmonic. All out of band emissions are measured with a spectrum analyzer connected to the antenna terminal of the EUT while the EUT is operating at its maximum duty cycle, at maximum power, and at the appropriate frequencies. All data rates were investigated to determine the worst case configuration. All modes of operation were investigated and the worst case configuration results are reported in this section.

For Band 7 and 41, the minimum permissible attenuation level of any spurious emission is $55 + \log_{10}(P_{\text{Watts}})$.

The minimum permissible attenuation level of any spurious emission is $43 + \log_{10}(P_{\text{Watts}})$, where P is the transmitter power in Watts.

Test Procedure Used

KDB 971168 D01 v02r02 – Section 6.0

Test Settings

1. Start frequency was set to 30MHz and stop frequency was set to at least 10 * the fundamental frequency (separated into at least two plots per channel)
2. Detector = RMS
3. Trace mode = trace average for continuous emissions, max hold for pulse emissions
4. Sweep time = auto couple
5. The trace was allowed to stabilize
6. Please see test notes below for RBW and VBW settings

Test Setup

The EUT and measurement equipment were set up as shown in the diagram below.

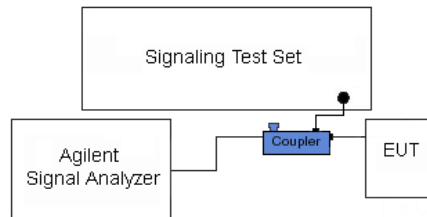
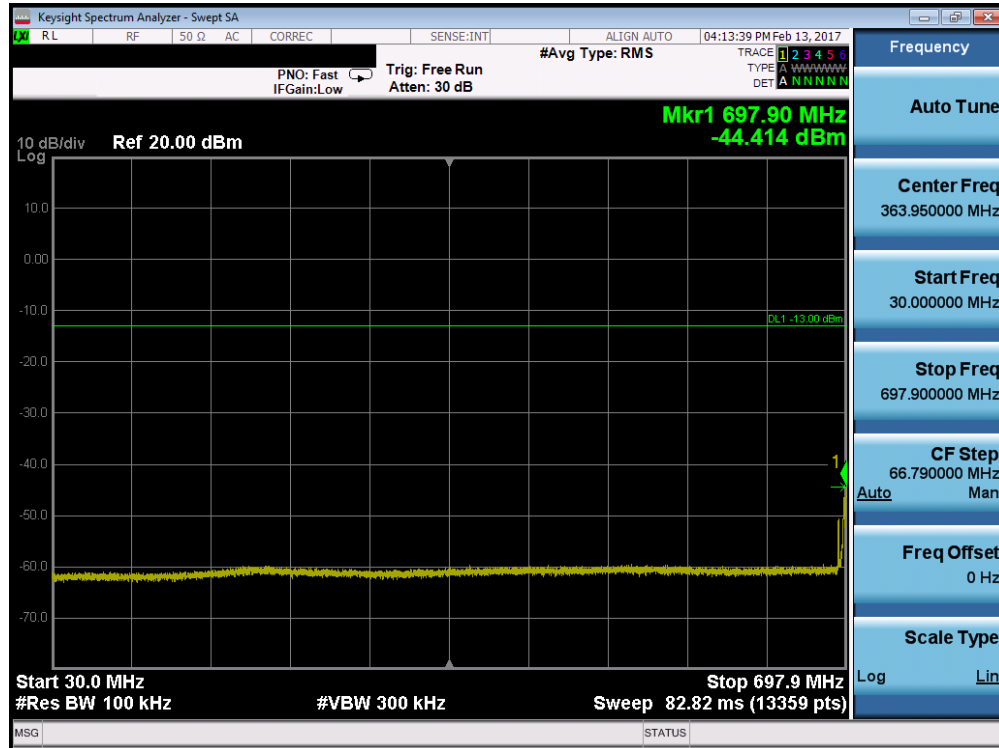


Figure 7-2. Test Instrument & Measurement Setup

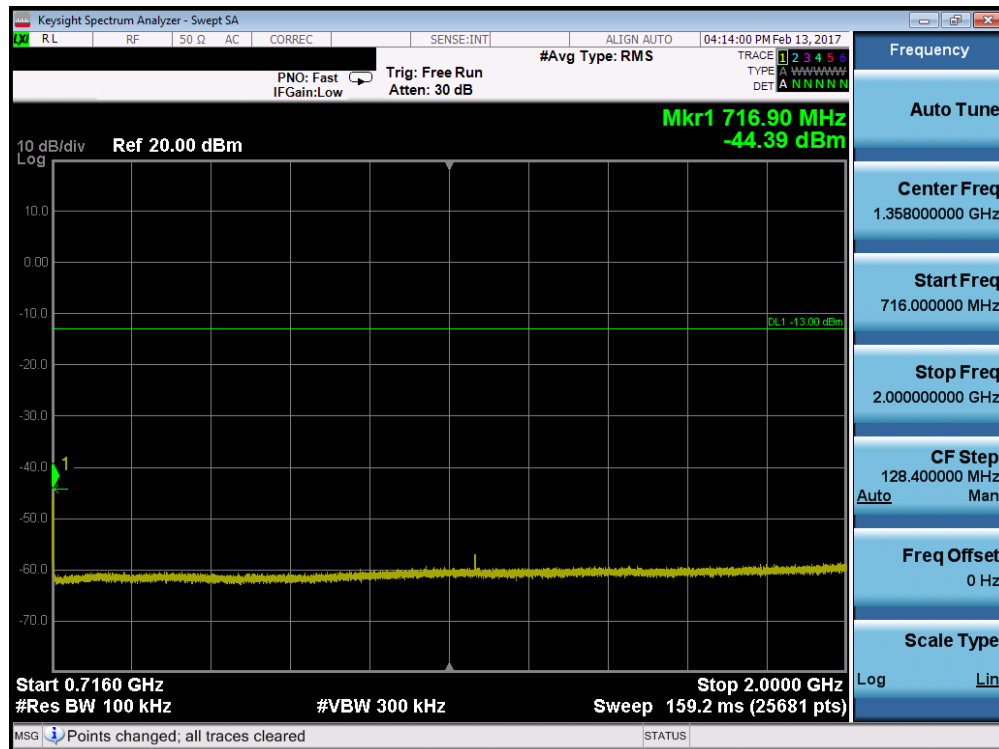
Test Notes

Compliance with the applicable limits is based on the use of measurement instrumentation employing a resolution bandwidth of 100 kHz or greater for frequencies less than 1 GHz and 1 MHz or greater for frequencies greater than 1 GHz. However, in the 1 MHz bands immediately outside and adjacent to the frequency block a resolution bandwidth of at least one percent of the emission bandwidth of the fundamental emission of the transmitter may be employed. The emission bandwidth is defined as the width of the signal between two points, one below the carrier center frequency and one above the carrier center frequency, outside of which all emission are attenuated at least 26 dB below the transmitter power.

FCC ID: A3LSMG955F	PCTEST ENGINEERING LABORATORY, INC.	FCC Pt. 22, 24, & 27 LTE MEASUREMENT REPORT (CERTIFICATION)	SAMSUNG	Approved by: Quality Manager
Test Report S/N: 1M1701030007-03.A3L	Test Dates: 12/29/2016 - 01/27/2017	EUT Type: Portable Handset	Page 58 of 176	

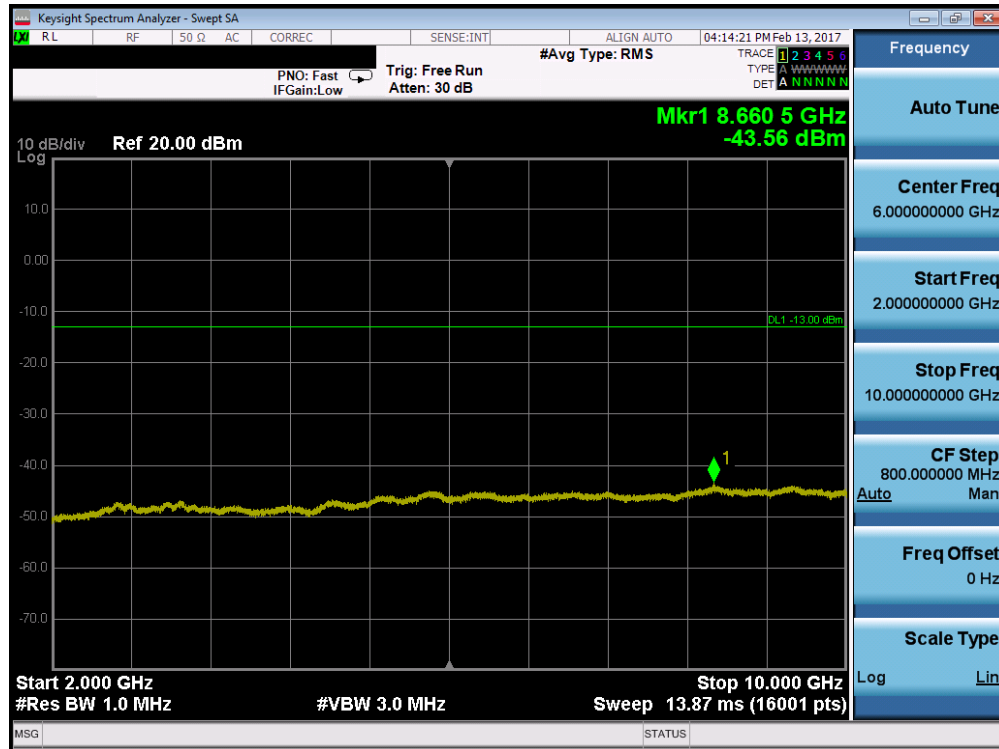


Plot 7-82. Conducted Spurious Plot (Band 12/17 – 10.0MHz QPSK – RB Size 1, RB Offset 0– Low Channel)

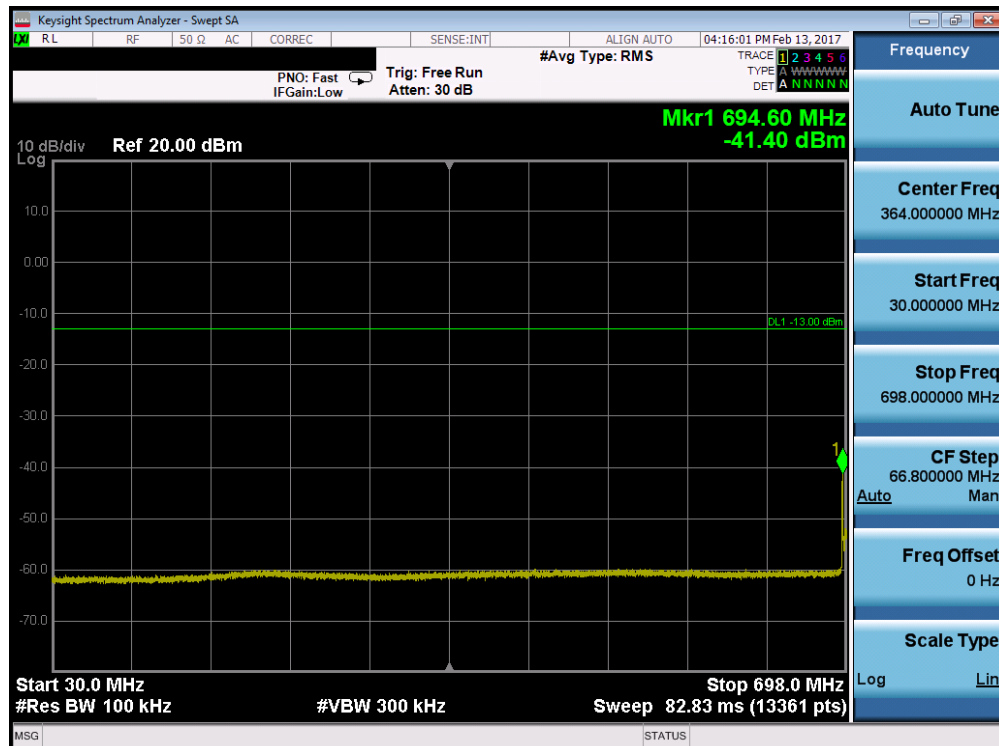


Plot 7-83. Conducted Spurious Plot (Band 12/17 – 10.0MHz QPSK – RB Size 1, RB Offset 0 – Low Channel)

FCC ID: A3LSMG955F	PCTEST ENGINEERING LABORATORY, INC.	FCC Pt. 22, 24, & 27 LTE MEASUREMENT REPORT (CERTIFICATION)	SAMSUNG	Approved by: Quality Manager
Test Report S/N: 1M1701030007-03.A3L	Test Dates: 12/29/2016 - 01/27/2017	EUT Type: Portable Handset		Page 59 of 176

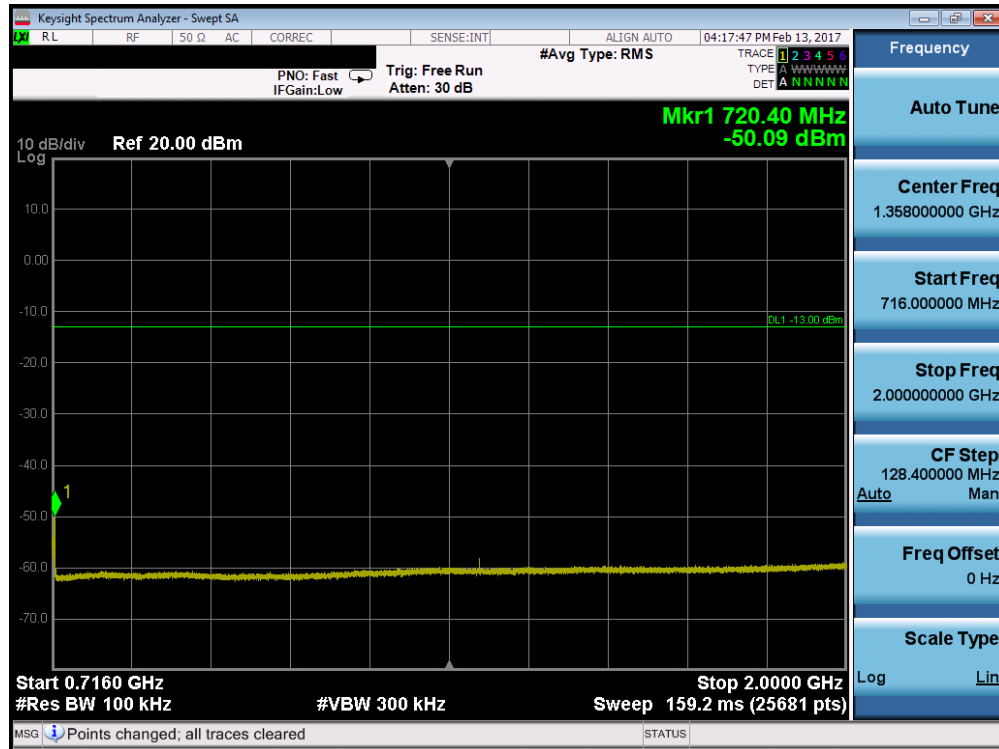


Plot 7-84. Conducted Spurious Plot (Band 12/17 – 10.0MHz QPSK – RB Size 1, RB Offset 0 – Low Channel)

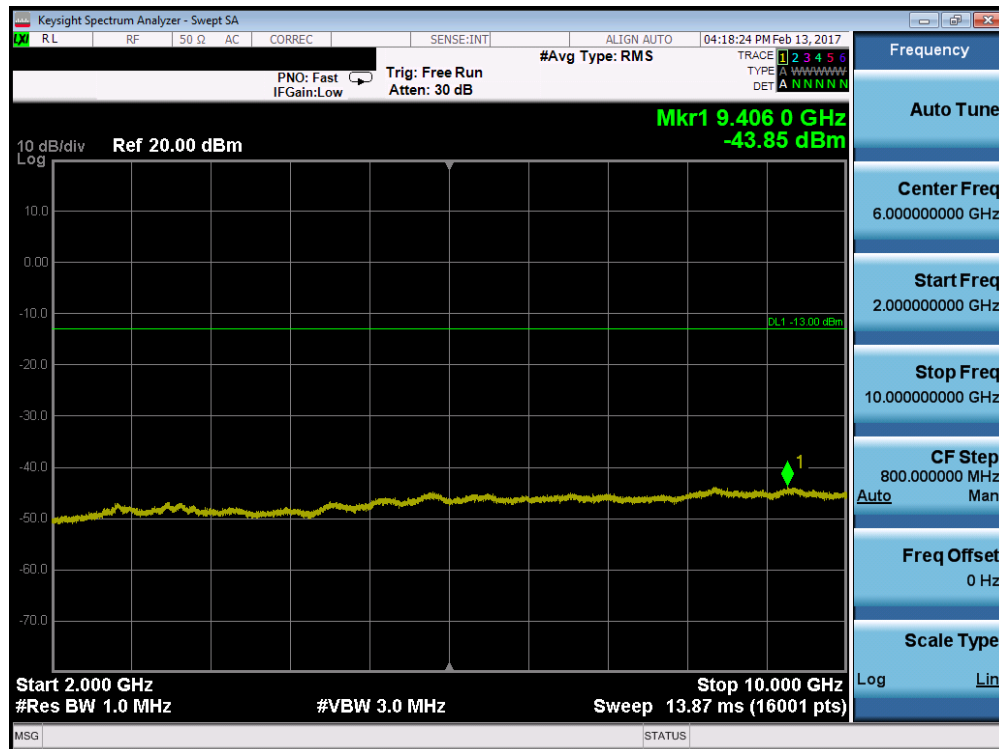


Plot 7-85. Conducted Spurious Plot (Band 12/17 – 10.0MHz QPSK – RB Size 1, RB Offset 0 – Mid Channel)

FCC ID: A3LSMG955F	PCTEST ENGINEERING LABORATORY, INC.	FCC Pt. 22, 24, & 27 LTE MEASUREMENT REPORT (CERTIFICATION)	SAMSUNG	Approved by: Quality Manager
Test Report S/N: 1M1701030007-03.A3L	Test Dates: 12/29/2016 - 01/27/2017	EUT Type: Portable Handset		Page 60 of 176

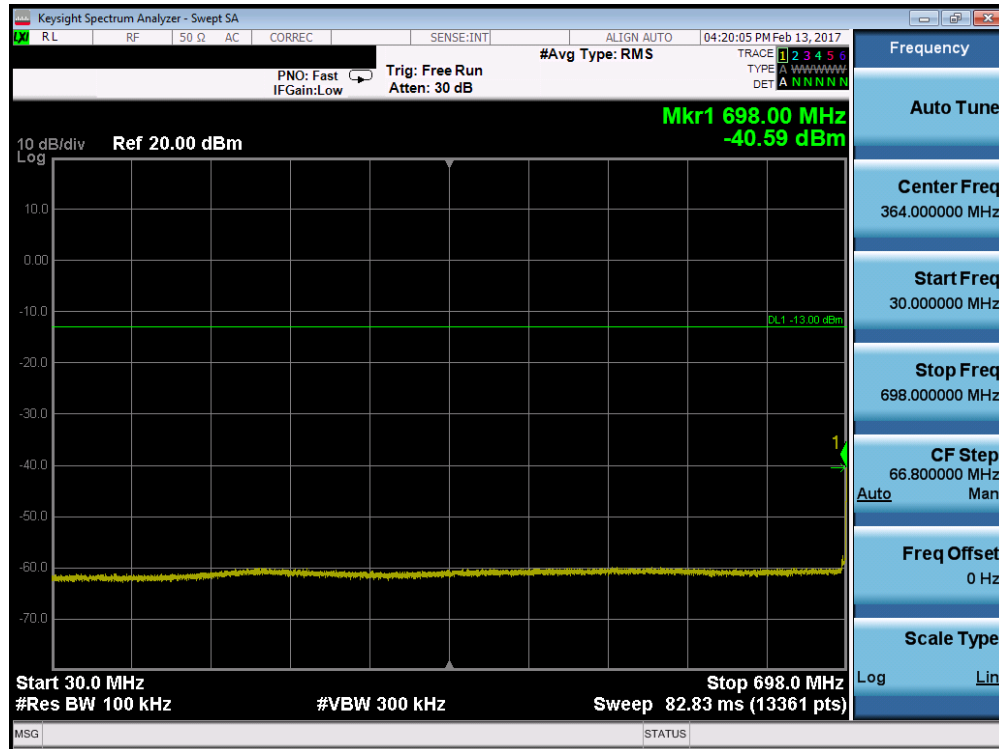


Plot 7-86. Conducted Spurious Plot (Band 12/17 – 10.0MHz QPSK – RB Size 1, RB Offset 0 – Mid Channel)

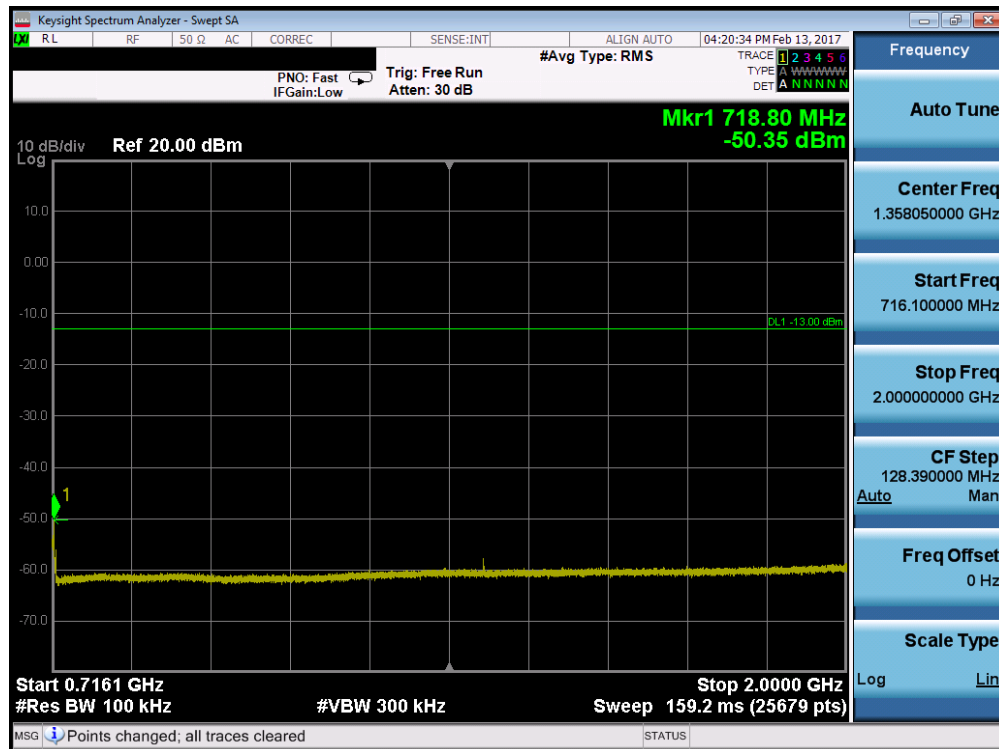


Plot 7-87. Conducted Spurious Plot (Band 12/17 – 10.0MHz QPSK – RB Size 1, RB Offset 0 – Mid Channel)

FCC ID: A3LSMG955F	PCTEST ENGINEERING LABORATORY, INC.	FCC Pt. 22, 24, & 27 LTE MEASUREMENT REPORT (CERTIFICATION)	SAMSUNG	Approved by: Quality Manager
Test Report S/N: 1M1701030007-03.A3L	Test Dates: 12/29/2016 - 01/27/2017	EUT Type: Portable Handset		Page 61 of 176

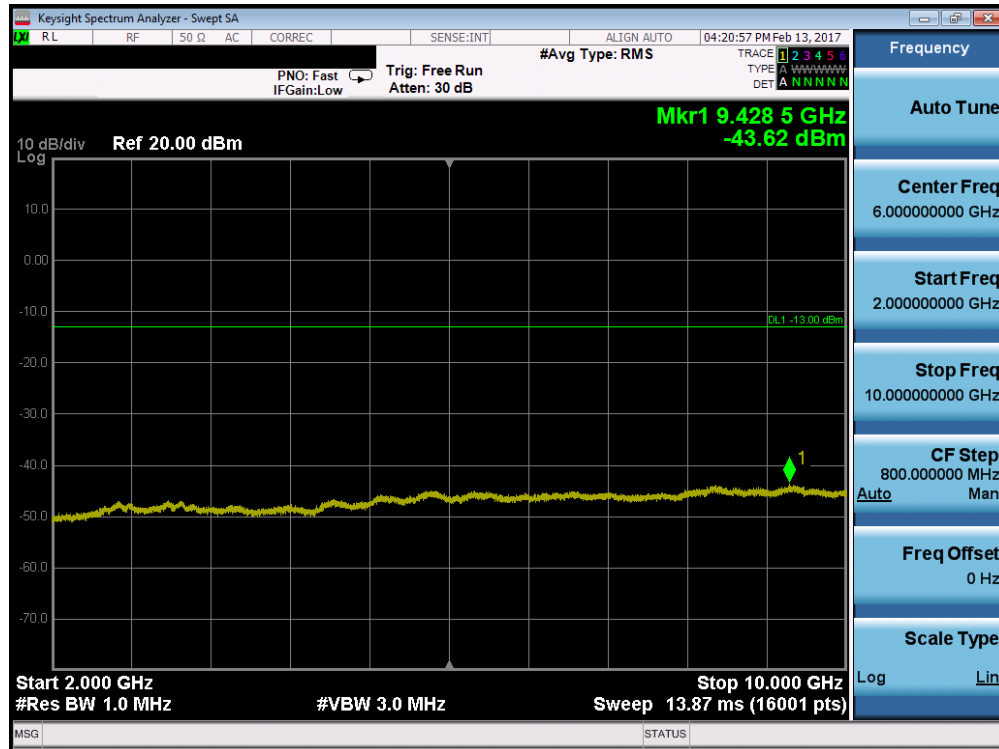


Plot 7-88. Conducted Spurious Plot (Band 12/17 – 10.0MHz QPSK – RB Size 1, RB Offset 0 – High Channel)

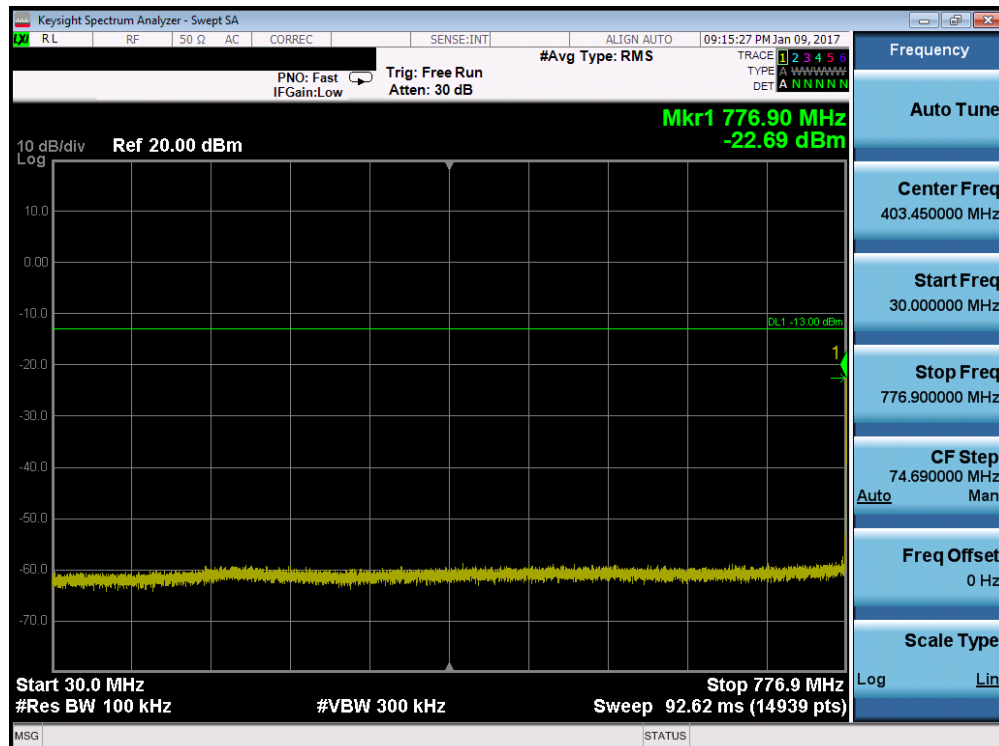


Plot 7-89. Conducted Spurious Plot (Band 12/17 – 10.0MHz QPSK – RB Size 1, RB Offset 0 – High Channel)

FCC ID: A3LSMG955F	PCTEST ENGINEERING LABORATORY, INC.	FCC Pt. 22, 24, & 27 LTE MEASUREMENT REPORT (CERTIFICATION)	SAMSUNG	Approved by: Quality Manager
Test Report S/N: 1M1701030007-03.A3L	Test Dates: 12/29/2016 - 01/27/2017	EUT Type: Portable Handset		Page 62 of 176

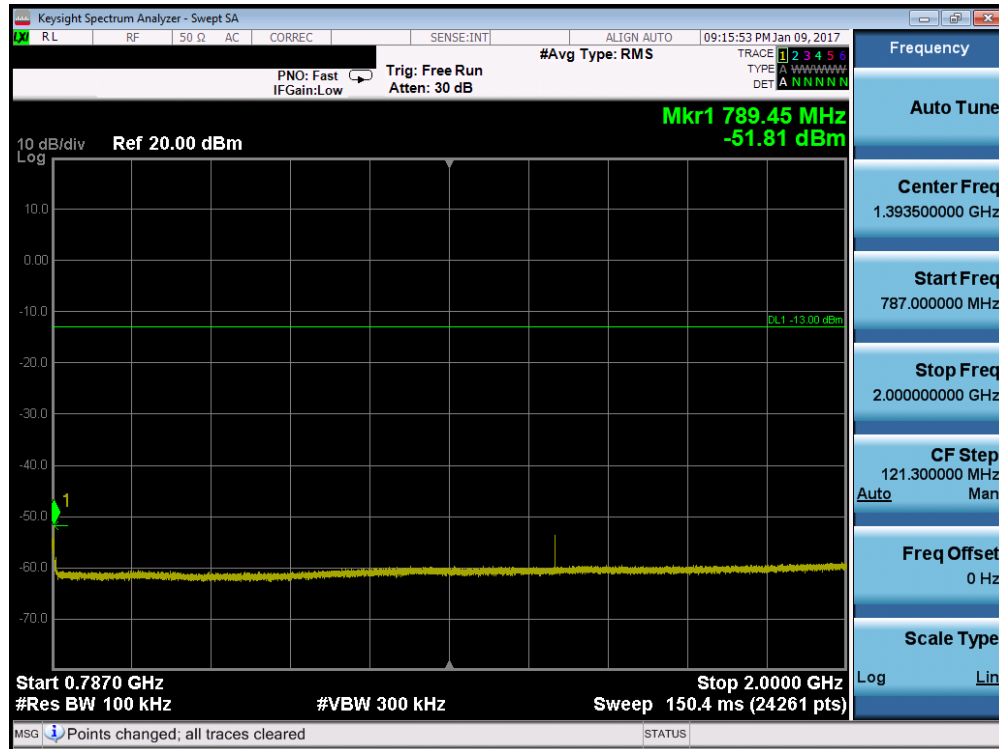


Plot 7-90. Conducted Spurious Plot (Band 12/17 – 10.0MHz QPSK – RB Size 1, RB Offset 0 – High Channel)

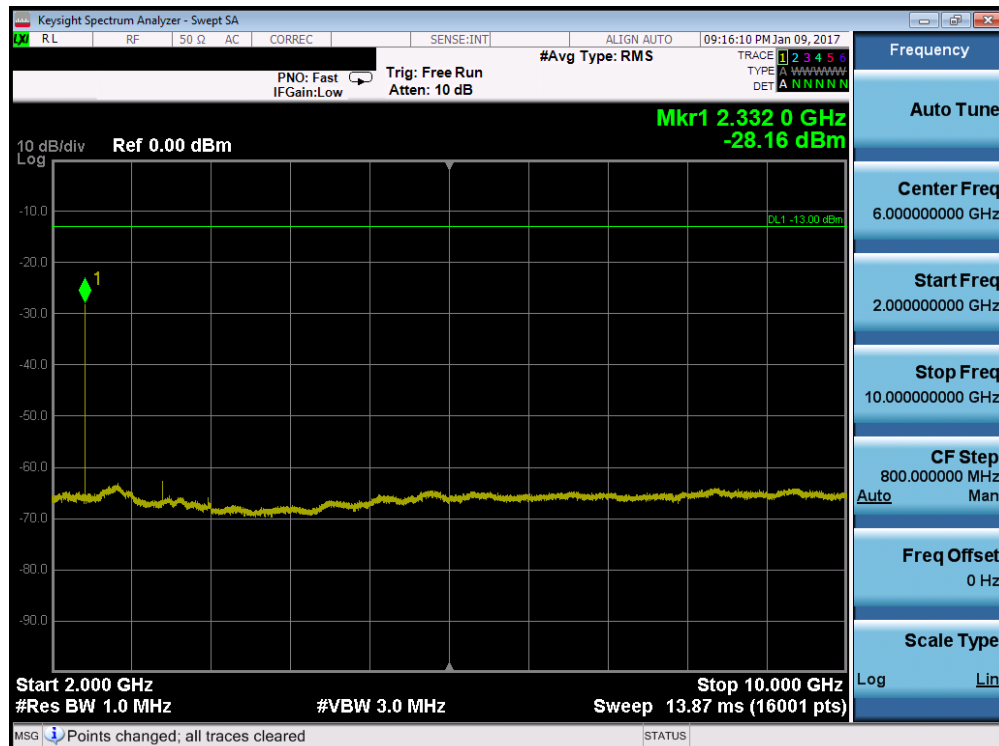


Plot 7-91. Conducted Spurious Plot (Band 13 – 5.0MHz QPSK – RB Size 1, RB Offset 0 – Low Channel)

FCC ID: A3LSMG955F	PCTEST ENGINEERING LABORATORY, INC.	FCC Pt. 22, 24, & 27 LTE MEASUREMENT REPORT (CERTIFICATION)	SAMSUNG	Approved by: Quality Manager
Test Report S/N: 1M1701030007-03.A3L	Test Dates: 12/29/2016 - 01/27/2017	EUT Type: Portable Handset		Page 63 of 176

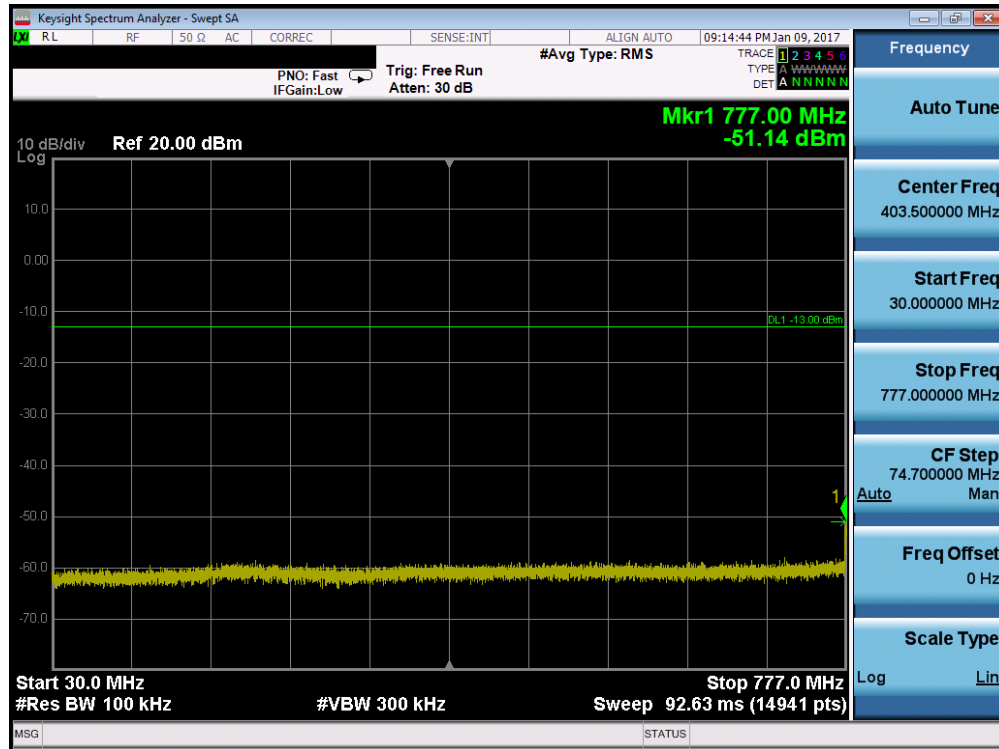


Plot 7-92. Conducted Spurious Plot (Band 13 – 5.0MHz QPSK – RB Size 1, RB Offset 0 – Low Channel)

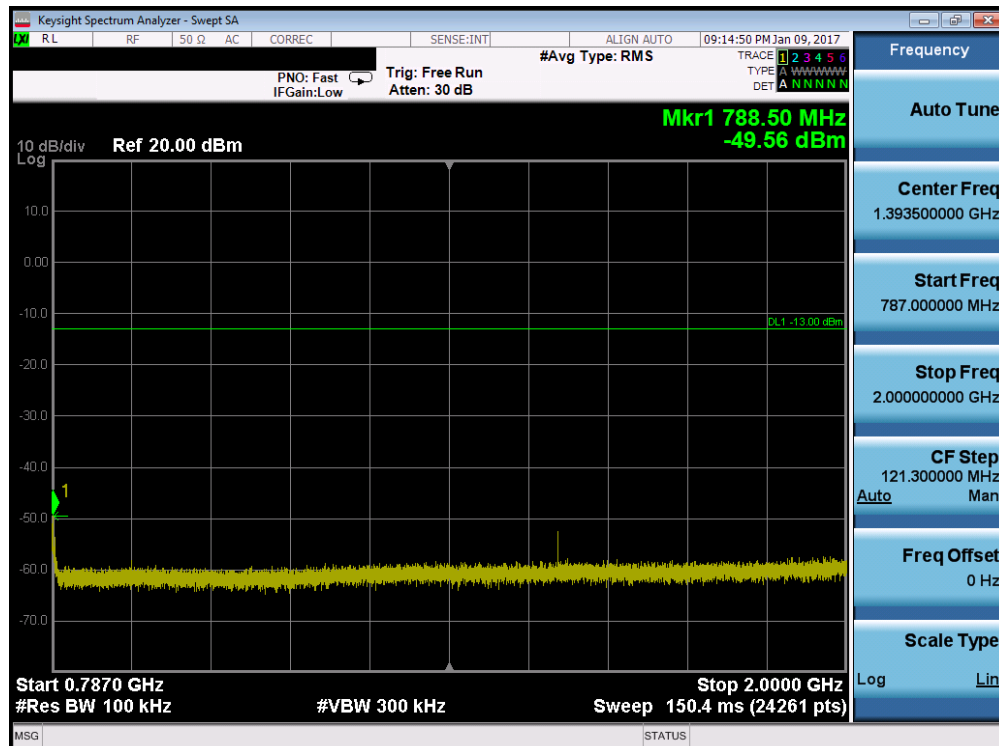


Plot 7-93. Conducted Spurious Plot (Band 13 – 5.0MHz QPSK – RB Size 1, RB Offset 0 – Low Channel)

FCC ID: A3LSMG955F	PCTEST ENGINEERING LABORATORY, INC.	FCC Pt. 22, 24, & 27 LTE MEASUREMENT REPORT (CERTIFICATION)	SAMSUNG	Approved by: Quality Manager
Test Report S/N: 1M1701030007-03.A3L	Test Dates: 12/29/2016 - 01/27/2017	EUT Type: Portable Handset		Page 64 of 176

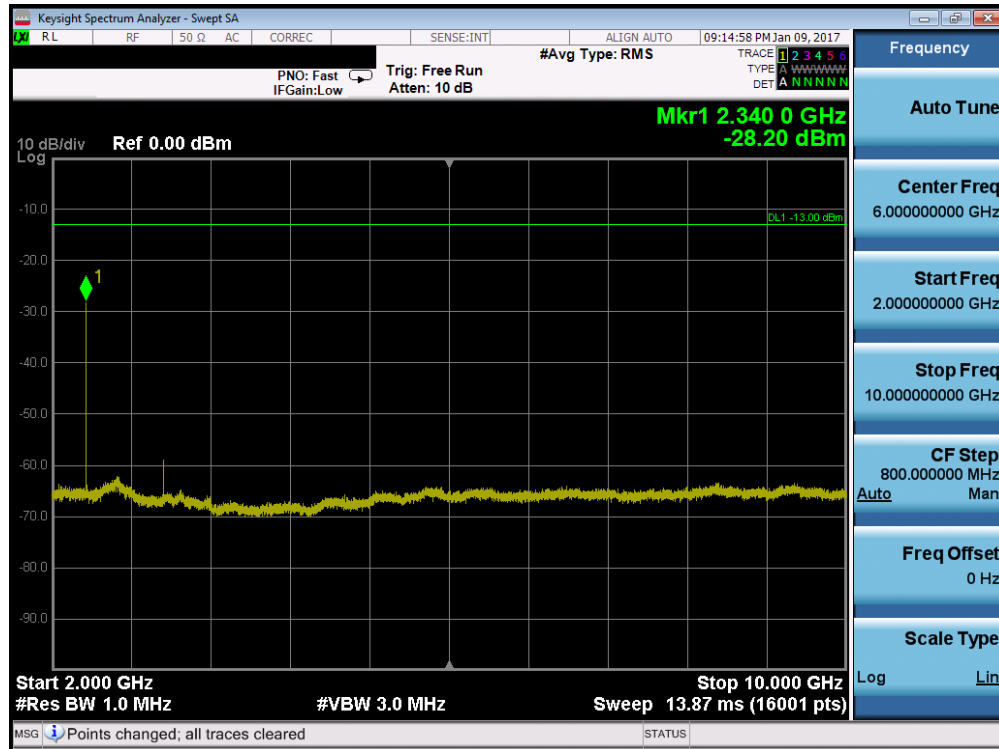


Plot 7-94. Conducted Spurious Plot (Band 13 – 5.0MHz QPSK – RB Size 1, RB Offset 0 – Mid Channel)

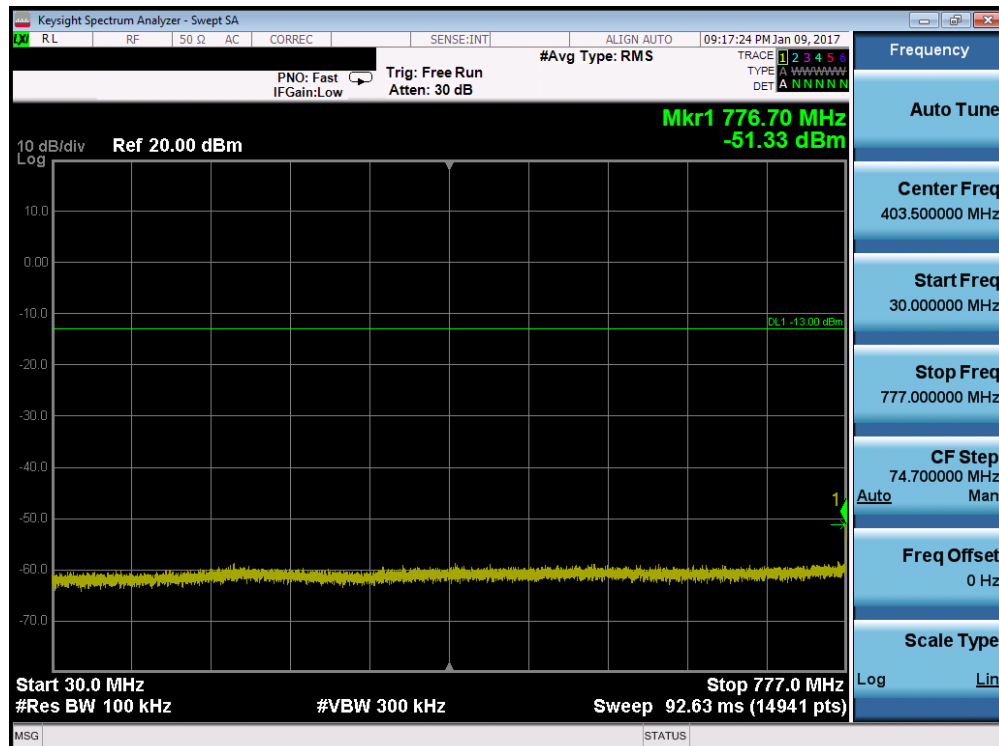


Plot 7-95. Conducted Spurious Plot (Band 13 – 5.0MHz QPSK – RB Size 1, RB Offset 0 – Mid Channel)

FCC ID: A3LSMG955F	PCTEST ENGINEERING LABORATORY, INC.	FCC Pt. 22, 24, & 27 LTE MEASUREMENT REPORT (CERTIFICATION)	SAMSUNG	Approved by: Quality Manager
Test Report S/N: 1M1701030007-03.A3L	Test Dates: 12/29/2016 - 01/27/2017	EUT Type: Portable Handset		Page 65 of 176

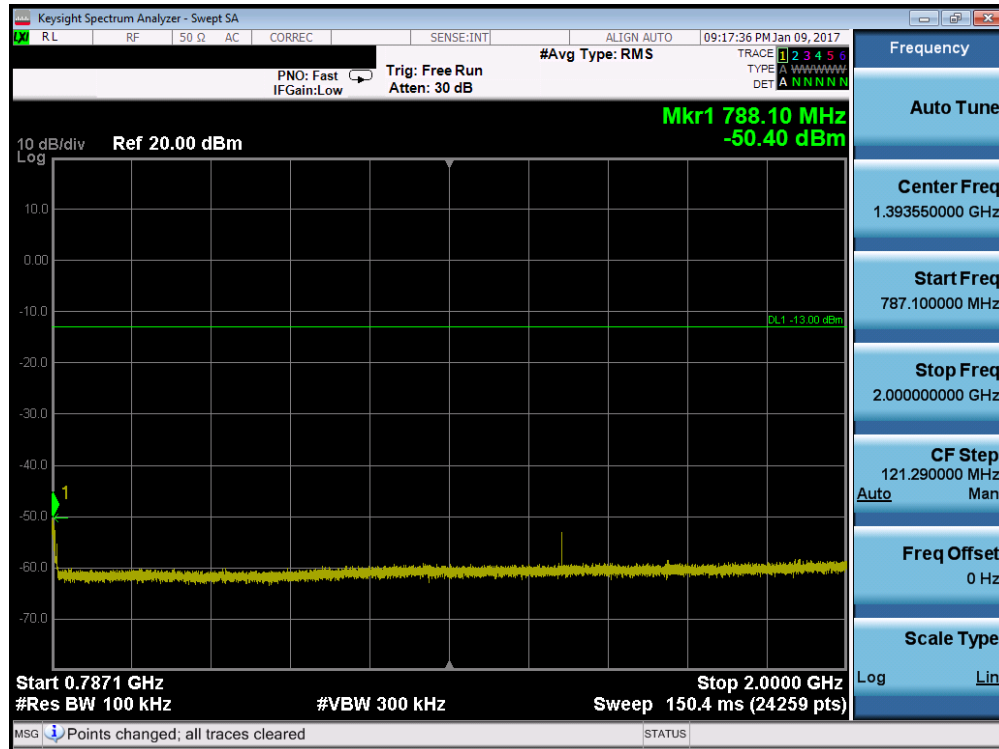


Plot 7-96. Conducted Spurious Plot (Band 13 – 5.0MHz QPSK – RB Size 1, RB Offset 0 – Mid Channel)

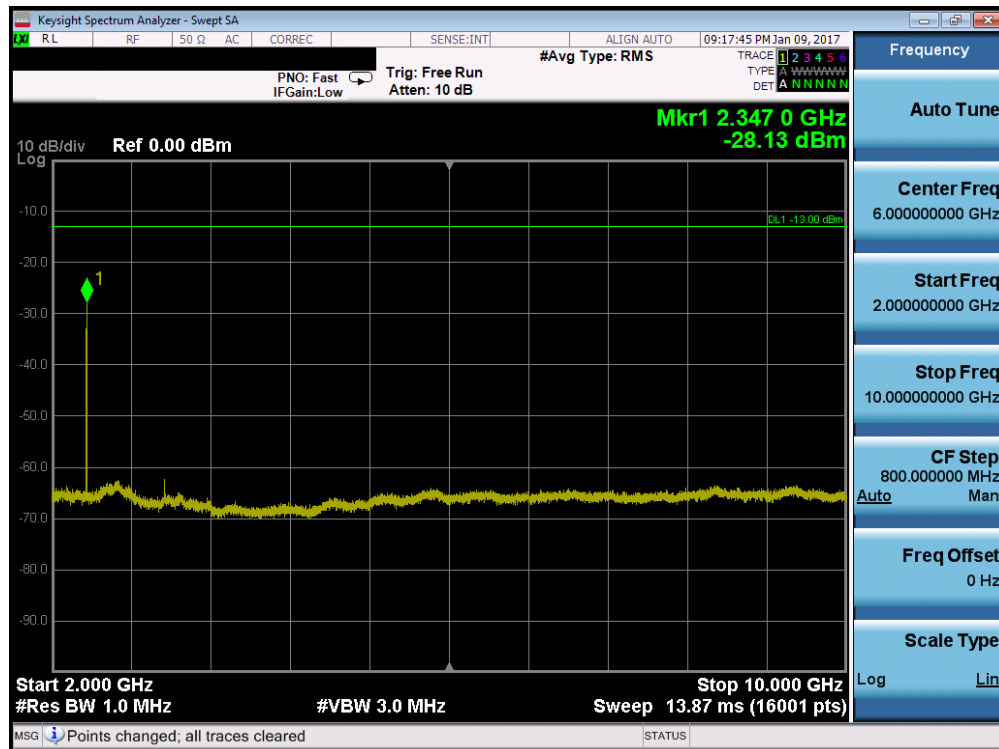


Plot 7-97. Conducted Spurious Plot (Band 13 – 5.0MHz QPSK – RB Size 1, RB Offset 0 – High Channel)

FCC ID: A3LSMG955F	PCTEST ENGINEERING LABORATORY, INC.	FCC Pt. 22, 24, & 27 LTE MEASUREMENT REPORT (CERTIFICATION)	SAMSUNG	Approved by: Quality Manager
Test Report S/N: 1M1701030007-03.A3L	Test Dates: 12/29/2016 - 01/27/2017	EUT Type: Portable Handset		Page 66 of 176

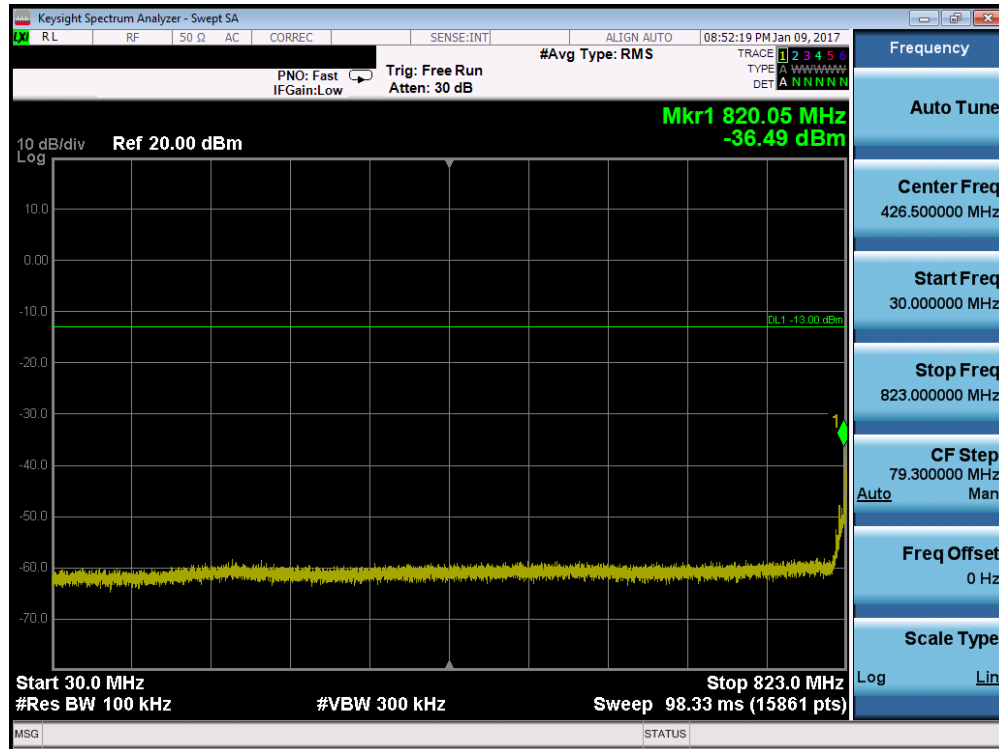


Plot 7-98. Conducted Spurious Plot (Band 13 – 5.0MHz QPSK – RB Size 1, RB Offset 0 – High Channel)

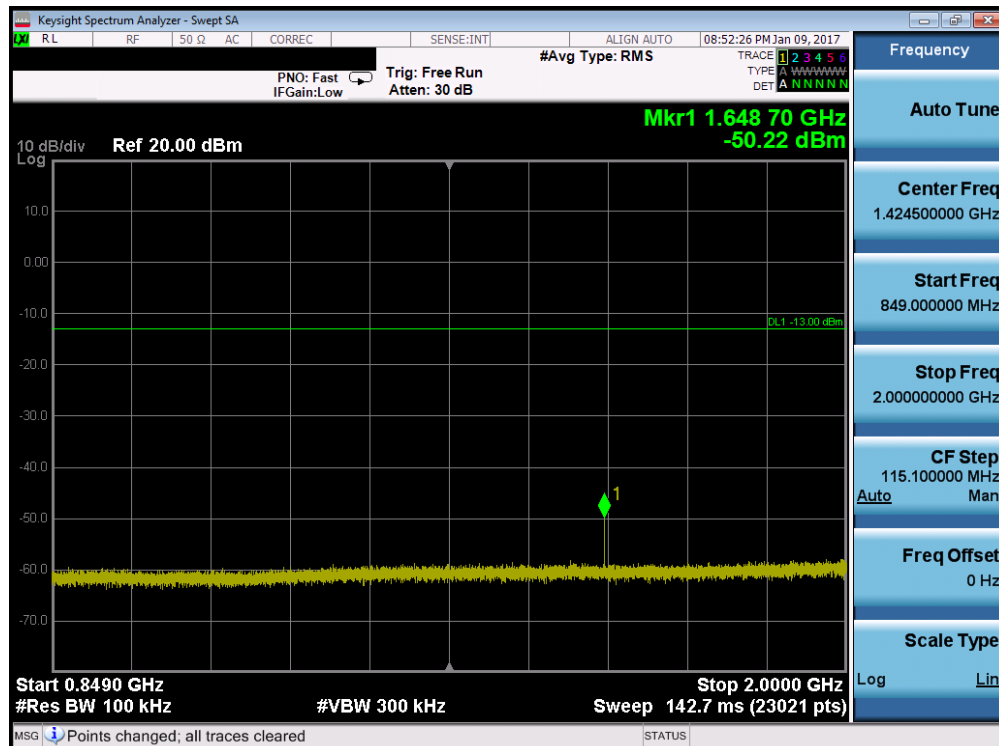


Plot 7-99. Conducted Spurious Plot (Band 13 – 5.0MHz QPSK – RB Size 1, RB Offset 0 – High Channel)

FCC ID: A3LSMG955F	PCTEST ENGINEERING LABORATORY, INC.	FCC Pt. 22, 24, & 27 LTE MEASUREMENT REPORT (CERTIFICATION)	SAMSUNG	Approved by: Quality Manager
Test Report S/N: 1M1701030007-03.A3L	Test Dates: 12/29/2016 - 01/27/2017	EUT Type: Portable Handset		Page 67 of 176

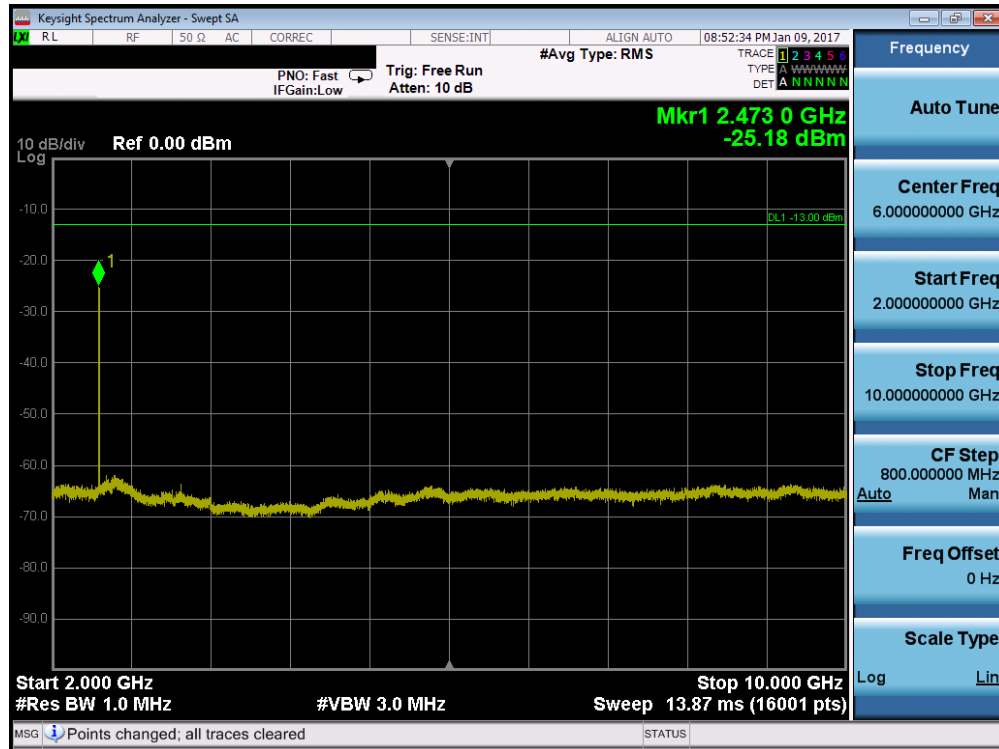


Plot 7-100. Conducted Spurious Plot (Band 5/26 – 5.0MHz QPSK – RB Size 1, RB Offset 0 – Low Channel)

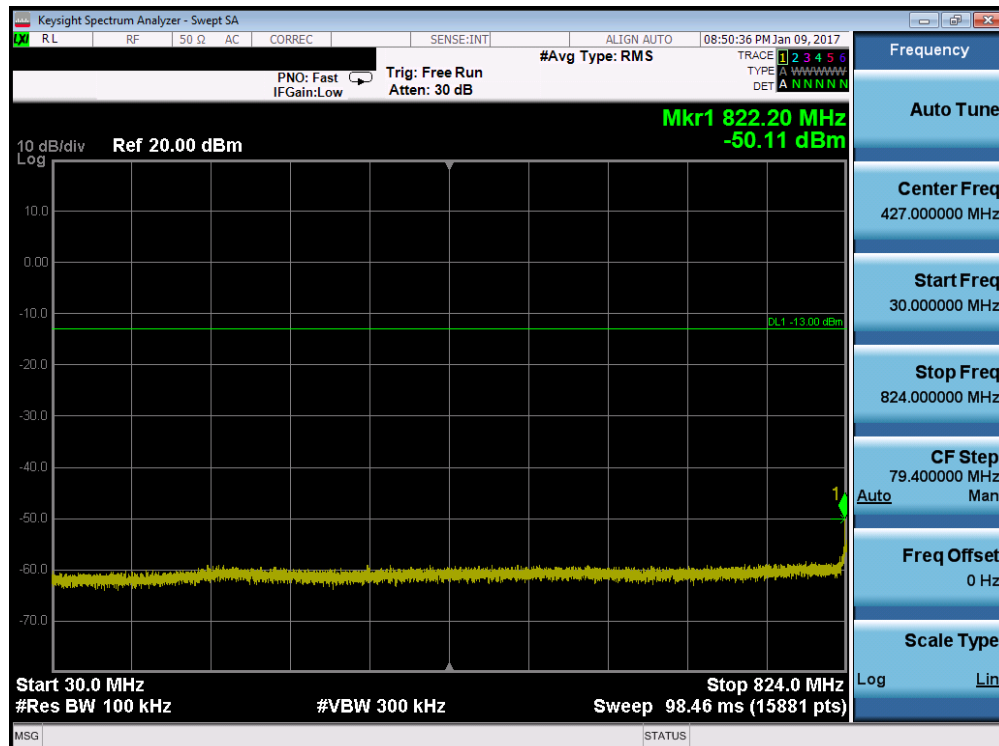


Plot 7-101. Conducted Spurious Plot (Band 5/26 – 5.0MHz QPSK – RB Size 1, RB Offset 0 – Low Channel)

FCC ID: A3LSMG955F	PCTEST ENGINEERING LABORATORY, INC.	FCC Pt. 22, 24, & 27 LTE MEASUREMENT REPORT (CERTIFICATION)	SAMSUNG	Approved by: Quality Manager
Test Report S/N: 1M1701030007-03.A3L	Test Dates: 12/29/2016 - 01/27/2017	EUT Type: Portable Handset		Page 68 of 176

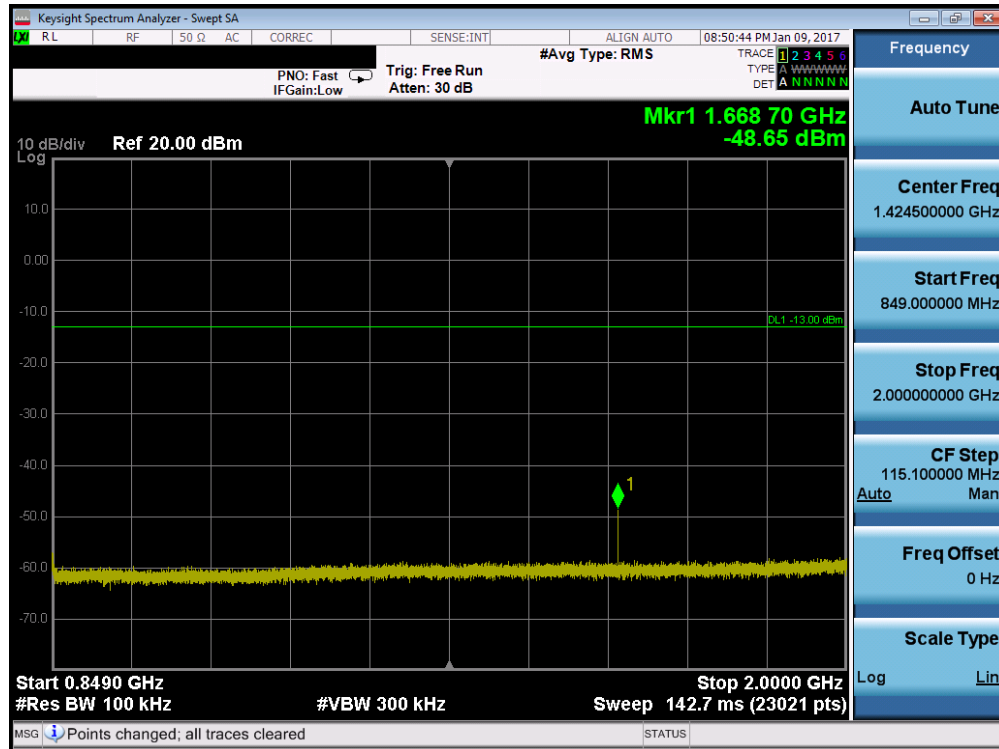


Plot 7-102. Conducted Spurious Plot (Band 5/26 – 5.0MHz QPSK – RB Size 1, RB Offset 0 – Low Channel)

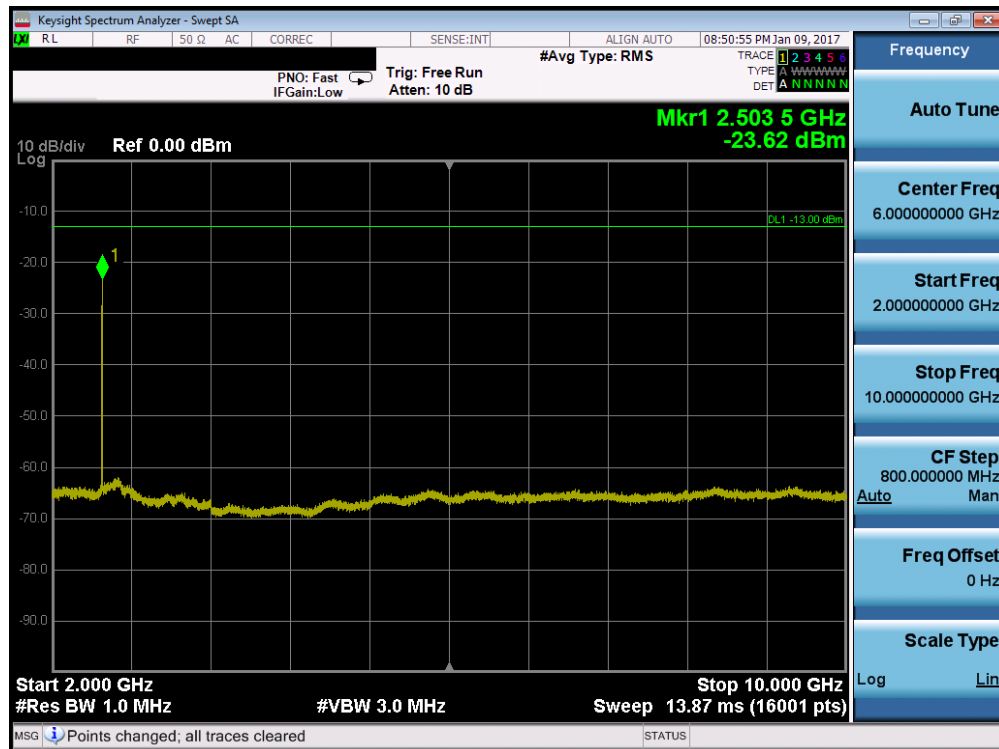


Plot 7-103. Conducted Spurious Plot (Band 5/26 – 5.0MHz QPSK – RB Size 1, RB Offset 0 – Mid Channel)

FCC ID: A3LSMG955F	PCTEST ENGINEERING LABORATORY, INC.	FCC Pt. 22, 24, & 27 LTE MEASUREMENT REPORT (CERTIFICATION)	SAMSUNG	Approved by: Quality Manager
Test Report S/N: 1M1701030007-03.A3L	Test Dates: 12/29/2016 - 01/27/2017	EUT Type: Portable Handset		Page 69 of 176

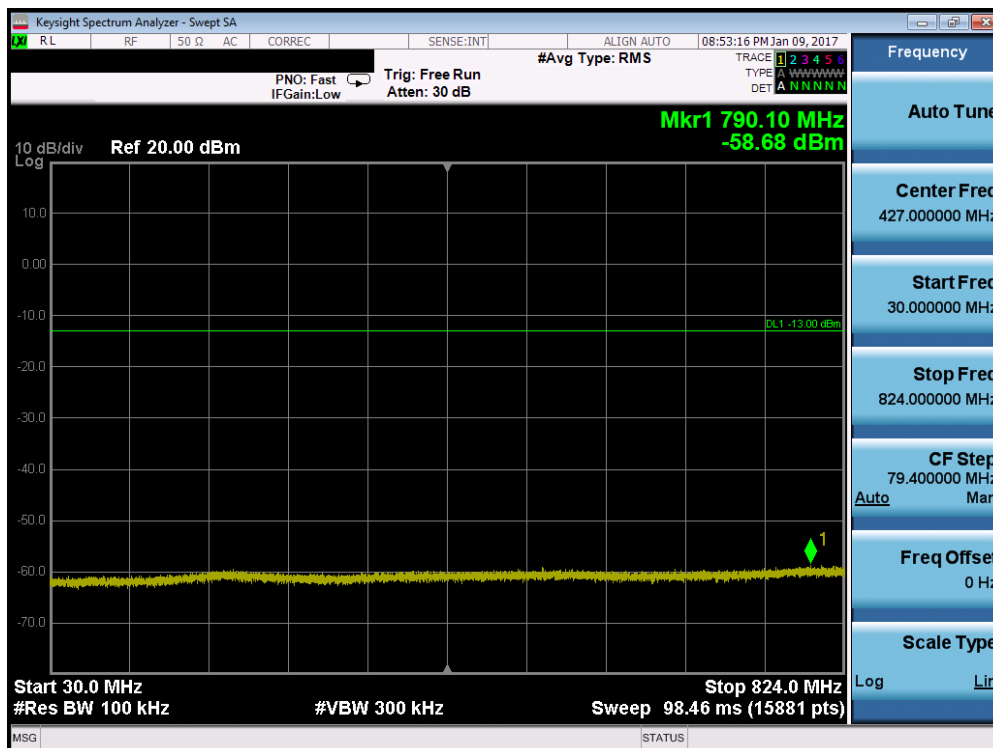


Plot 7-104. Conducted Spurious Plot (Band 5/26 – 5.0MHz QPSK – RB Size 1, RB Offset 0 – Mid Channel)

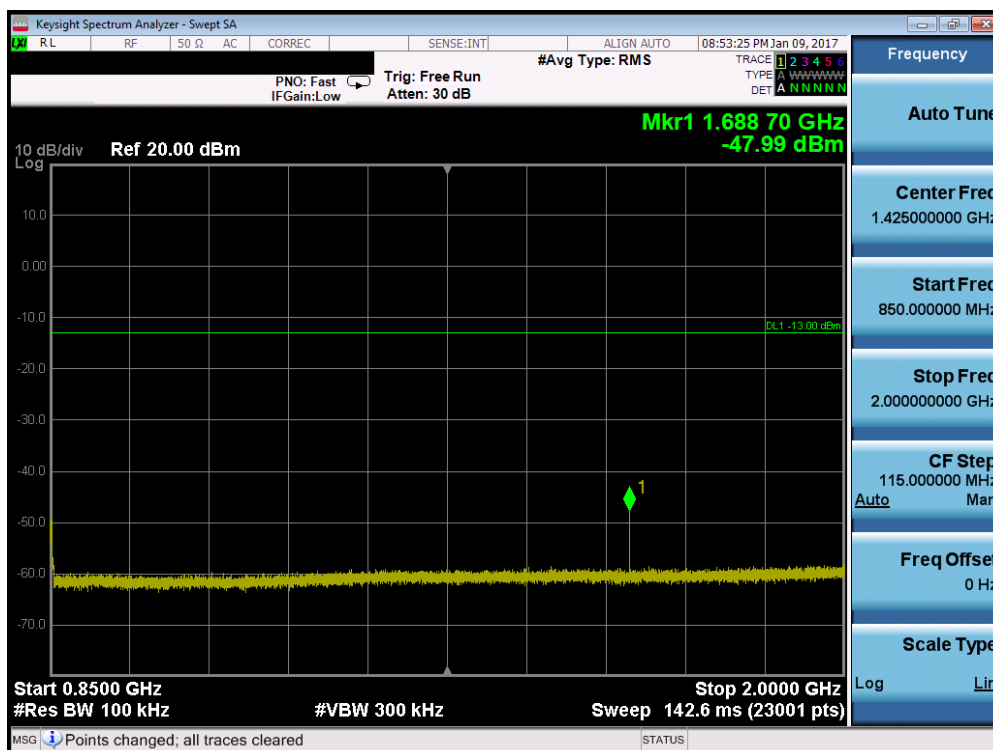


Plot 7-105. Conducted Spurious Plot (Band 5/26 – 5.0MHz QPSK – RB Size 1, RB Offset 0 – Mid Channel)

FCC ID: A3LSMG955F	PCTEST ENGINEERING LABORATORY, INC.	FCC Pt. 22, 24, & 27 LTE MEASUREMENT REPORT (CERTIFICATION)	SAMSUNG	Approved by: Quality Manager
Test Report S/N: 1M1701030007-03.A3L	Test Dates: 12/29/2016 - 01/27/2017	EUT Type: Portable Handset		Page 70 of 176

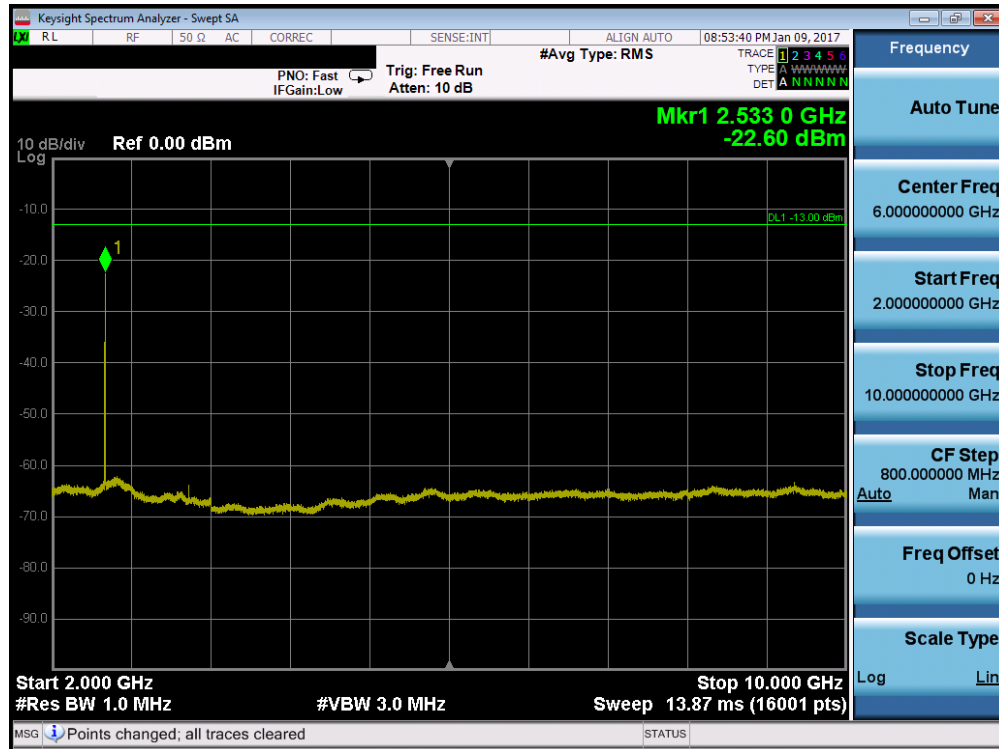


Plot 7-106. Conducted Spurious Plot (Band 5/26 – 5.0MHz QPSK – RB Size 1, RB Offset 0 – High Channel)

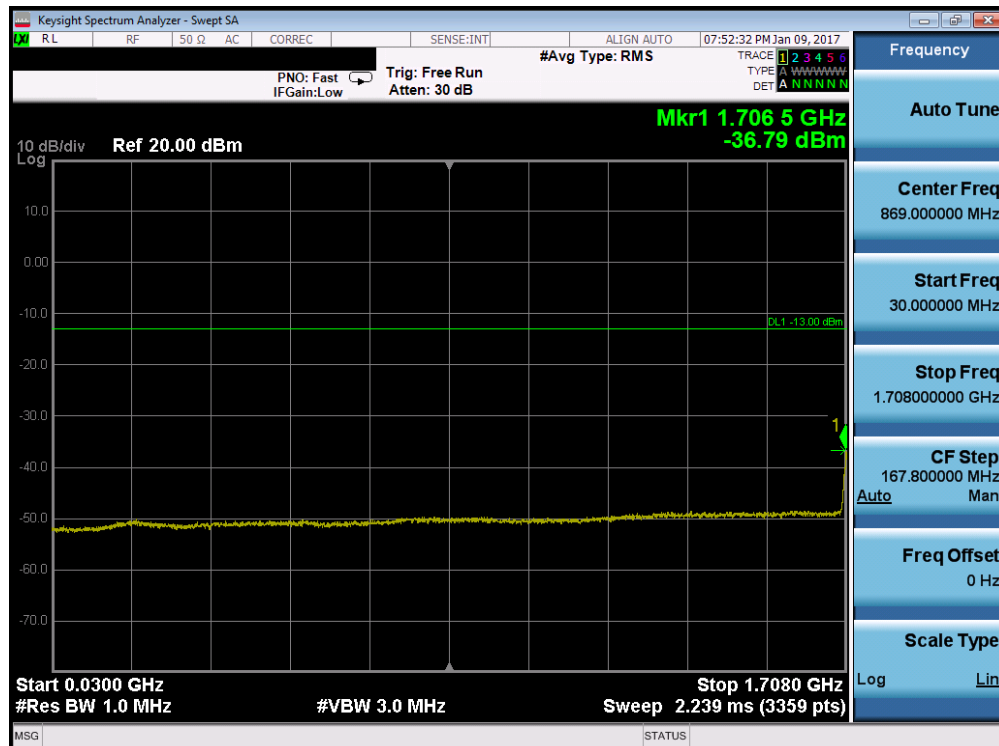


Plot 7-107. Conducted Spurious Plot (Band 5/26 – 5.0MHz QPSK – RB Size 1, RB Offset 0 – High Channel)

FCC ID: A3LSMG955F	PCTEST ENGINEERING LABORATORY, INC.	FCC Pt. 22, 24, & 27 LTE MEASUREMENT REPORT (CERTIFICATION)	SAMSUNG	Approved by: Quality Manager
Test Report S/N: 1M1701030007-03.A3L	Test Dates: 12/29/2016 - 01/27/2017	EUT Type: Portable Handset		Page 71 of 176

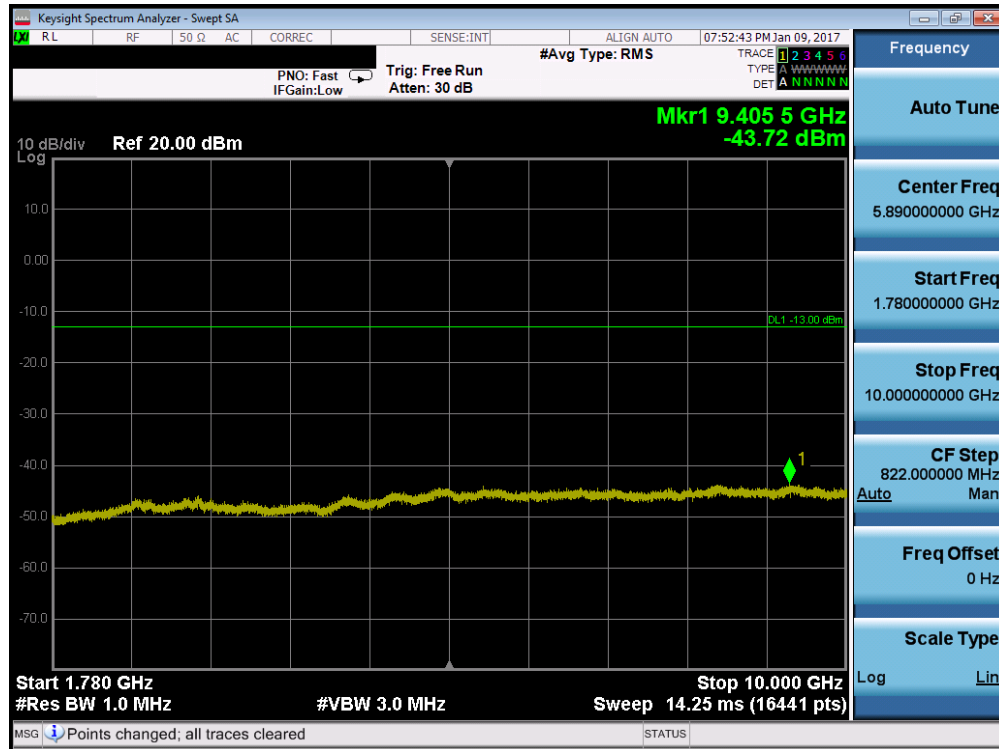


Plot 7-108. Conducted Spurious Plot (Band 5/26 – 5.0MHz QPSK – RB Size 1, RB Offset 0 – High Channel)

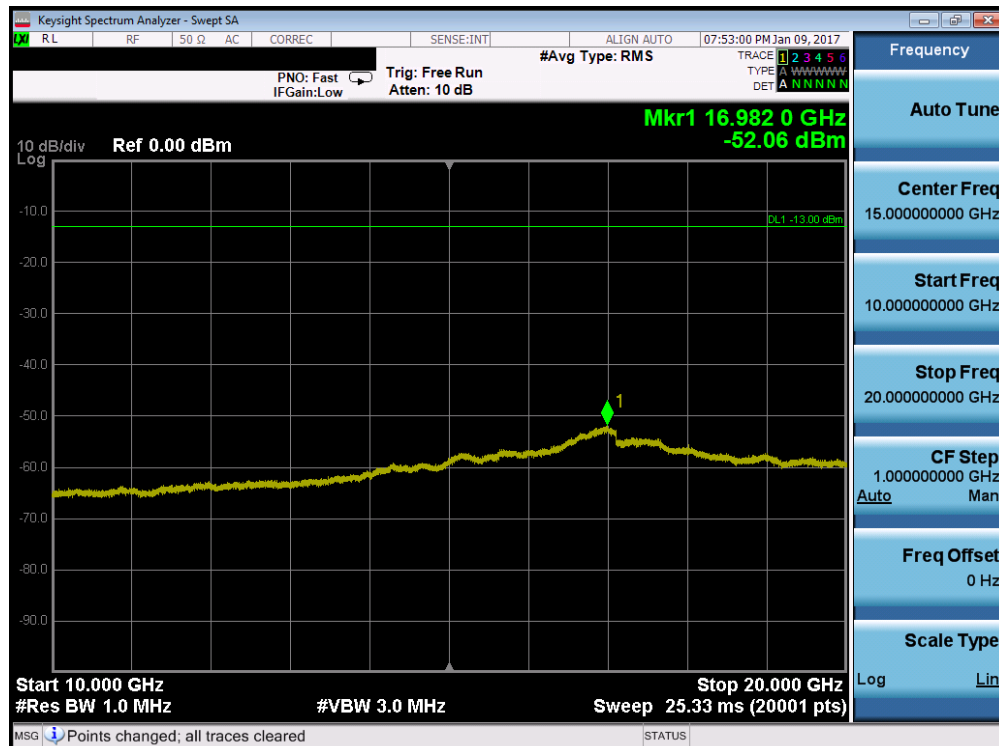


Plot 7-109. Conducted Spurious Plot (Band 4/66 – 5.0MHz QPSK – RB Size 1, RB Offset 0 – Low Channel)

FCC ID: A3LSMG955F	PCTEST ENGINEERING LABORATORY, INC.	FCC Pt. 22, 24, & 27 LTE MEASUREMENT REPORT (CERTIFICATION)	SAMSUNG	Approved by: Quality Manager
Test Report S/N: 1M1701030007-03.A3L	Test Dates: 12/29/2016 - 01/27/2017	EUT Type: Portable Handset		Page 72 of 176

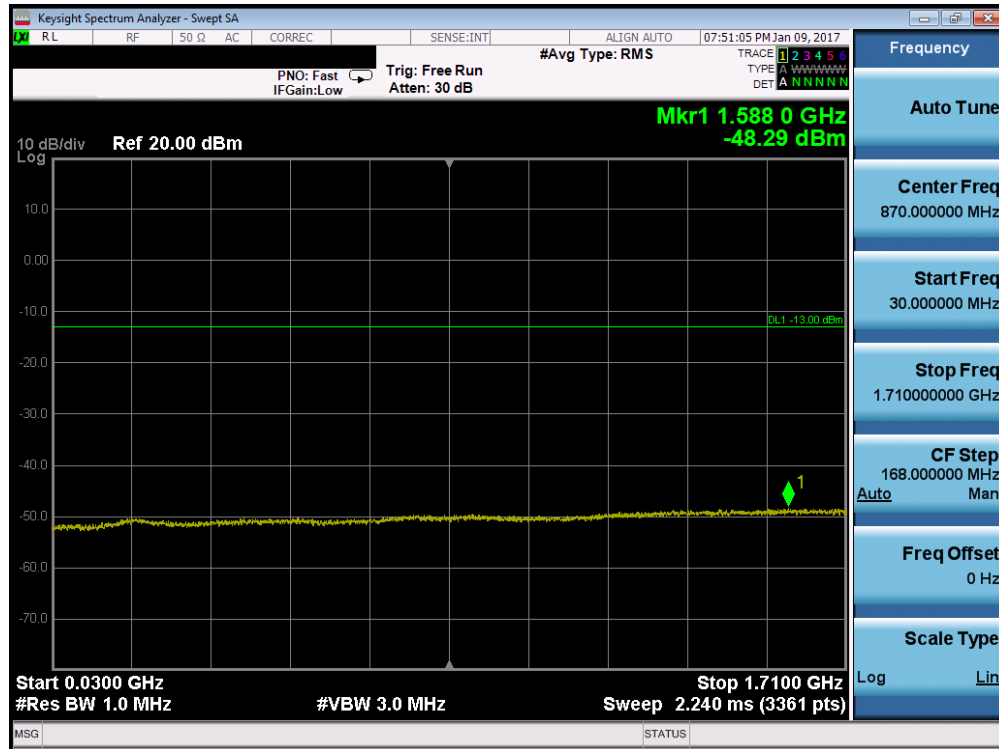


Plot 7-110. Conducted Spurious Plot (Band 4/66 – 5.0MHz QPSK – RB Size 1, RB Offset 0 – Low Channel)

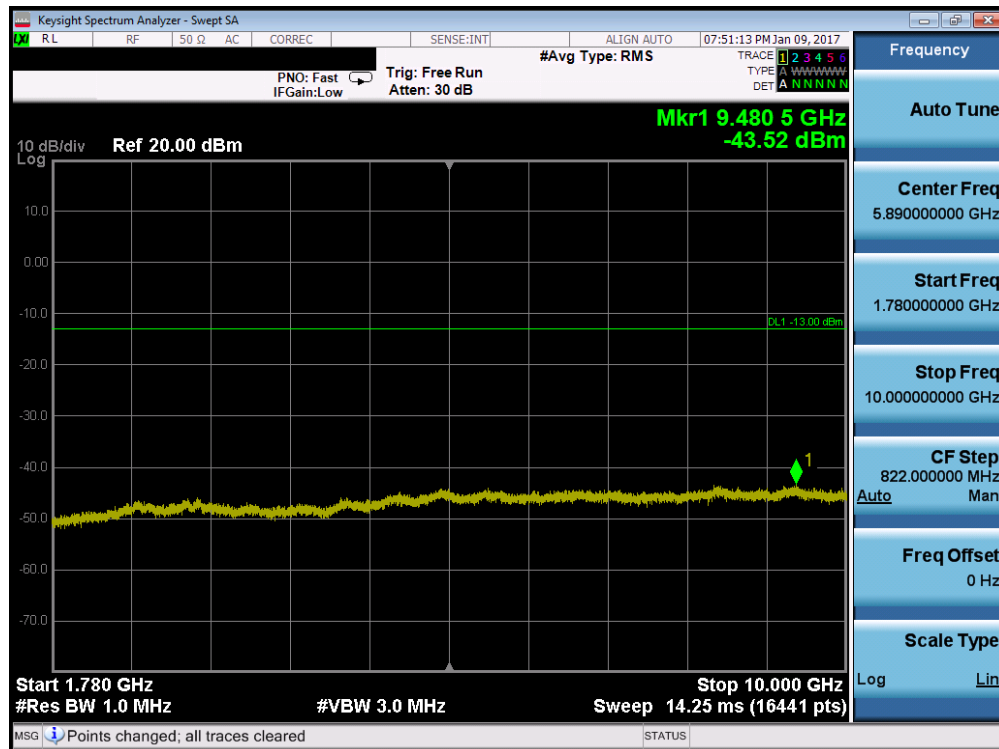


Plot 7-111. Conducted Spurious Plot (Band 4/66 – 5.0MHz QPSK – RB Size 1, RB Offset 0 – Low Channel)

FCC ID: A3LSMG955F	PCTEST ENGINEERING LABORATORY, INC.	FCC Pt. 22, 24, & 27 LTE MEASUREMENT REPORT (CERTIFICATION)	SAMSUNG	Approved by: Quality Manager
Test Report S/N: 1M1701030007-03.A3L	Test Dates: 12/29/2016 - 01/27/2017	EUT Type: Portable Handset		Page 73 of 176

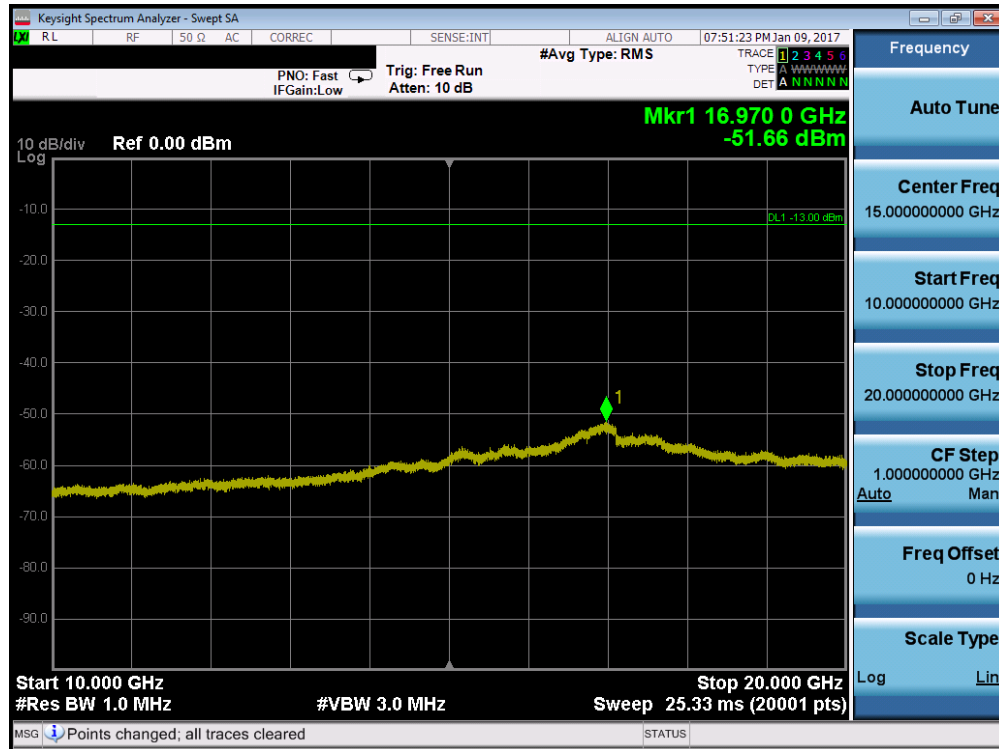


Plot 7-112. Conducted Spurious Plot (Band 4/66 – 5.0MHz QPSK – RB Size 1, RB Offset 0 – Mid Channel)

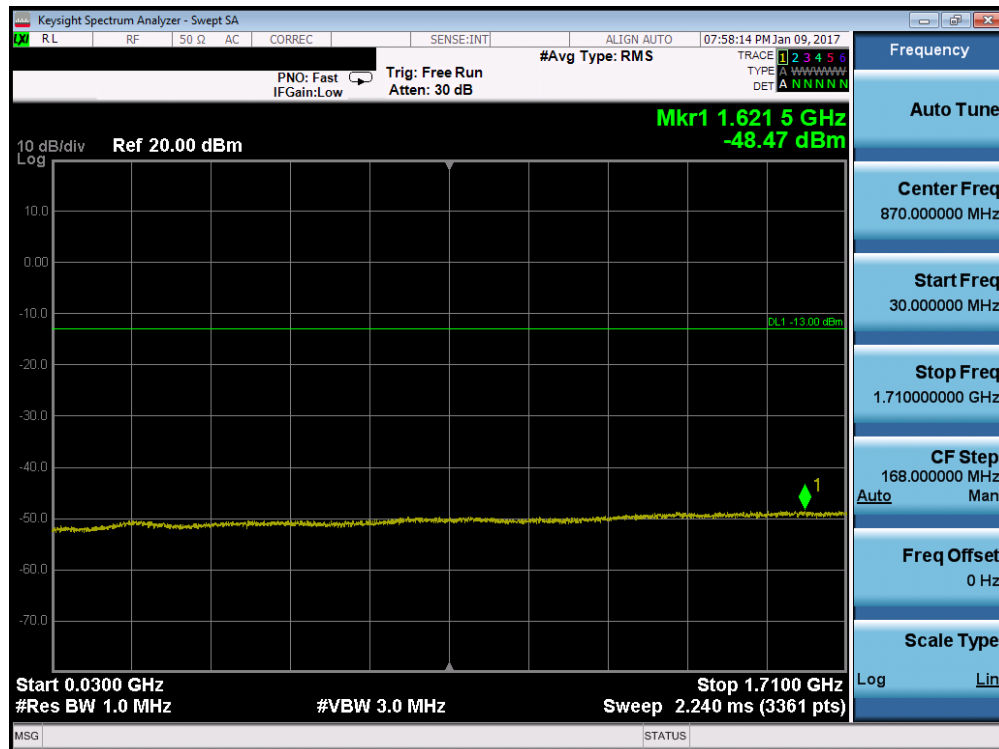


Plot 7-113. Conducted Spurious Plot (Band 4/66 – 5.0MHz QPSK – RB Size 1, RB Offset 0 – Mid Channel)

FCC ID: A3LSMG955F	PCTEST ENGINEERING LABORATORY, INC.	FCC Pt. 22, 24, & 27 LTE MEASUREMENT REPORT (CERTIFICATION)	SAMSUNG	Approved by: Quality Manager
Test Report S/N: 1M1701030007-03.A3L	Test Dates: 12/29/2016 - 01/27/2017	EUT Type: Portable Handset		Page 74 of 176



Plot 7-114. Conducted Spurious Plot (Band 4/66 – 5.0MHz QPSK – RB Size 1, RB Offset 0 – Mid Channel)



Plot 7-115. Conducted Spurious Plot (Band 4/66 – 5.0MHz QPSK – RB Size 1, RB Offset 0 – High Channel)

FCC ID: A3LSMG955F	PCTEST ENGINEERING LABORATORY, INC.	FCC Pt. 22, 24, & 27 LTE MEASUREMENT REPORT (CERTIFICATION)	SAMSUNG	Approved by: Quality Manager
Test Report S/N: 1M1701030007-03.A3L	Test Dates: 12/29/2016 - 01/27/2017	EUT Type: Portable Handset		Page 75 of 176