

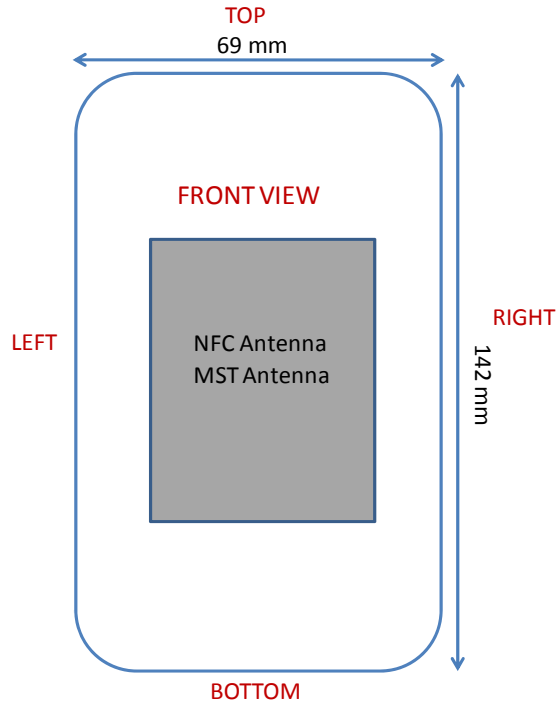
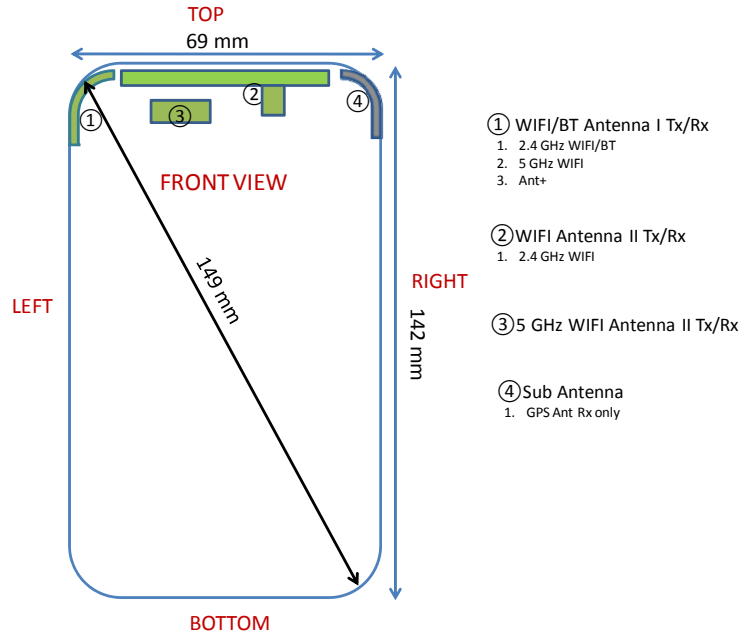



# APPENDIX F: DUT ANTENNA DIAGRAM & SAR TEST SETUP PHOTOGRAPHS

<b>FCC ID:</b> A3LSMG930X	 <b>PCTEST</b> ENGINEERING LABORATORY, INC.	<b>SAR EVALUATION REPORT</b>		<b>Reviewed by:</b> Quality Manager
<b>Test Dates:</b> 12/28/15 - 01/04/16	<b>DUT Type:</b> Portable Handset			<b>APPENDIX F:</b> Page 1 of 5

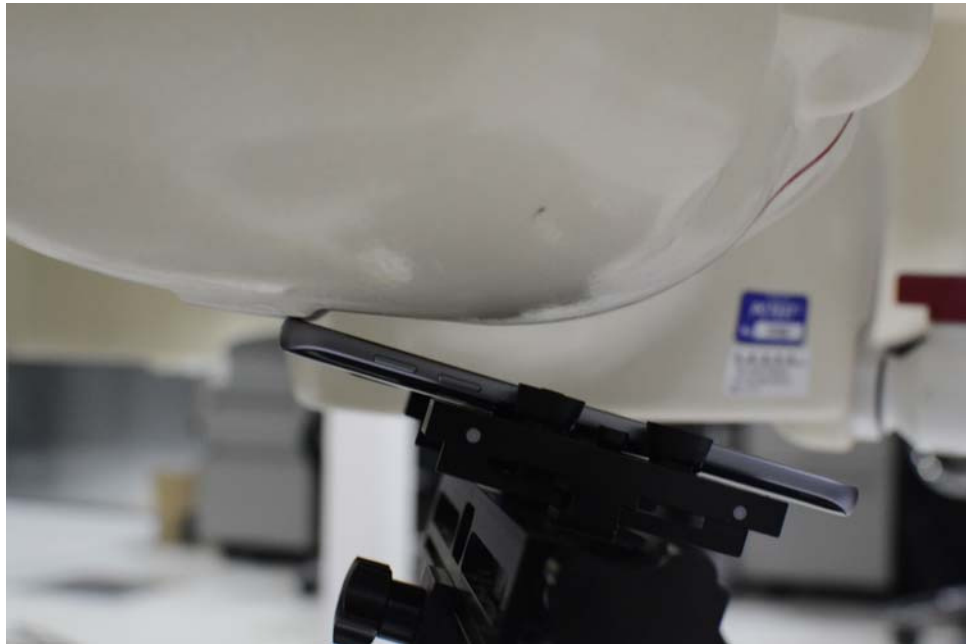
Note: Exact antenna dimensions and separation distances are shown in the Technical Descriptions in the FCC Filing.





FCC ID: A3LSMG930X	PCTEST ENGINEERING LABORATORY, INC.	SAR EVALUATION REPORT	SAMSUNG	Reviewed by: Quality Manager
Test Dates: 12/28/15 - 01/04/16	DUT Type: Portable Handset			APPENDIX F: Page 2 of 5



**SAR Test Setup Photo 1: Right Cheek**



**SAR Test Setup Photo 2: Right Tilt**



<b>FCC ID:</b> A3LSMG930X	 <small>ENGINEERING LABORATORY, INC.</small>	<b>SAR EVALUATION REPORT</b>	 <b>Reviewed by:</b> Quality Manager
<b>Test Dates:</b> 12/28/15 - 01/04/16	<b>DUT Type:</b> Portable Handset	<b>APPENDIX F:</b> Page 3 of 5	



**SAR Test Setup Photo 3: Left Cheek**



**SAR Test Setup Photo 4: Left Tilt**



<b>FCC ID:</b> A3LSMG930X	 <b>PCTEST</b> <small>ENGINEERING LABORATORY, INC.</small>	<b>SAR EVALUATION REPORT</b>	 <b>Reviewed by:</b> Quality Manager
<b>Test Dates:</b> 12/28/15 - 01/04/16	<b>DUT Type:</b> Portable Handset	<b>APPENDIX F:</b> Page 4 of 5	



SAR Test Setup Photo 5: Back at 1.5 cm



SAR Test Setup Photo 6: Horizontal and Vertical Reference Lines

<b>FCC ID:</b> A3LSMG930X	 <small>ENGINEERING LABORATORY, INC.</small>	<b>SAR EVALUATION REPORT</b>	 <b>Reviewed by:</b> Quality Manager
<b>Test Dates:</b> 12/28/15 - 01/04/16	<b>DUT Type:</b> Portable Handset	<b>APPENDIX F:</b> Page 5 of 5	