

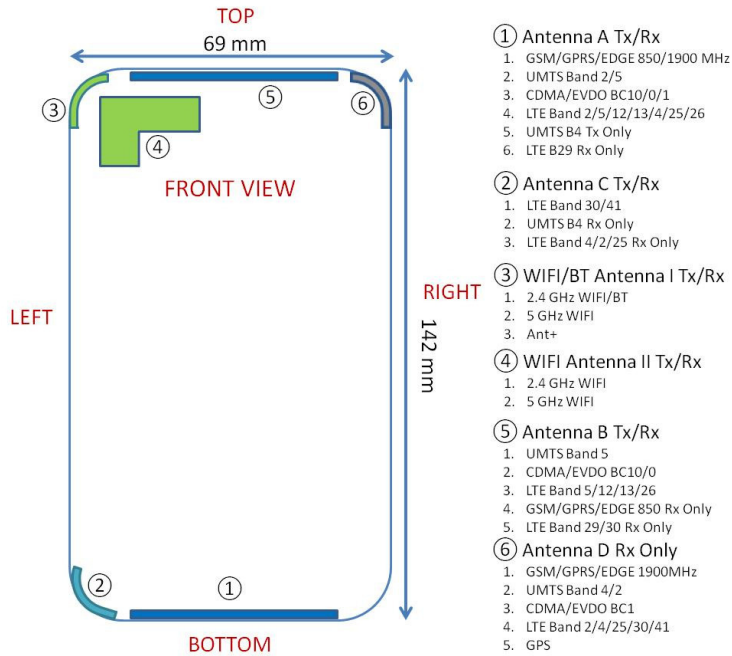


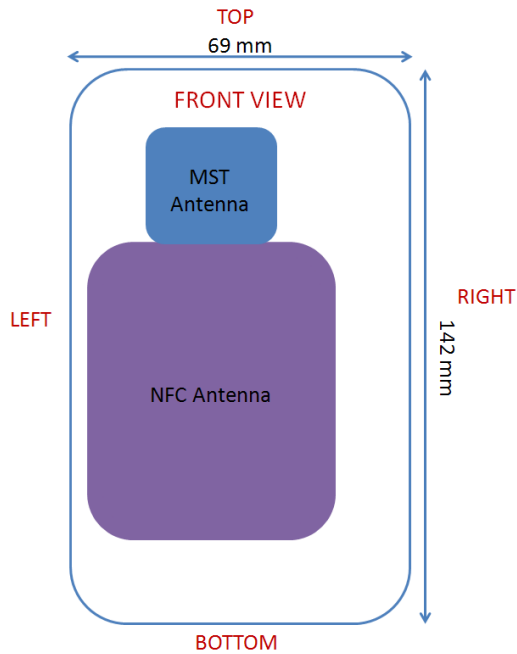
APPENDIX F: DUT ANTENNA DIAGRAM & SAR TEST SETUP PHOTOGRAPHS

FCC ID A3LSMG930US		SAR EVALUATION REPORT		Reviewed by: Quality Manager
Test Dates: 01/19/16 - 02/04/16	DUT Type: Portable Handset			APPENDIX F: Page 1 of 5





Note: Exact antenna dimensions and separation distances are shown in the Technical Descriptions in the FCC Filing.

**Figure F-1
 DUT Antenna Locations**




**Figure F-2
 NFC, MST Antenna Locations**



FCC ID A3LSMG930US		SAR EVALUATION REPORT		Reviewed by: Quality Manager
Test Dates: 01/19/16 - 02/04/16	DUT Type: Portable Handset			APPENDIX F: Page 2 of 5



SAR Test Setup Photo 1: Right Cheek




SAR Test Setup Photo 2: Left Cheek



FCC ID A3LSMG930US		SAR EVALUATION REPORT		Reviewed by: Quality Manager
Test Dates: 01/19/16 - 02/04/16	DUT Type: Portable Handset			APPENDIX F: Page 3 of 5



SAR Test Setup Photo 3: Back Side at 1.0 cm



SAR Test Setup Photo 4: Back Side at 1.5 cm



FCC ID A3LSMG930US		SAR EVALUATION REPORT		Reviewed by: Quality Manager
Test Dates: 01/19/16 - 02/04/16	DUT Type: Portable Handset			APPENDIX F: Page 4 of 5



SAR Test Setup Photo 5: Bottom Edge at 1.0cm



SAR Test Setup Photo 6: Horizontal and Vertical Reference Lines

FCC ID A3LSMG930US		SAR EVALUATION REPORT		Reviewed by: Quality Manager
Test Dates: 01/19/16 - 02/04/16	DUT Type: Portable Handset			APPENDIX F: Page 5 of 5