



12. TEST SETUP PHOTOGRAPHS

FCC ID: A3LSMG925P		HAC (T-COIL) TEST REPORT		Reviewed by: Quality Manager
Filename: 0Y1501290305.A3L	Test Dates: 02/02/2015 - 02/05/2015	EUT Type: Portable Handset		Page 39 of 41




Figure 12-1
Test Setup for Wireless Device







Figure 12-2
Test Setup for Wireless Device

FCC ID: A3LSMG925P		HAC (T-COIL) TEST REPORT		Reviewed by: Quality Manager
Filename: 0Y1501290305.A3L	Test Dates: 02/02/2015 - 02/05/2015	EUT Type: Portable Handset		Page 40 of 41





Axial

Radial (Transverse)

Figure 12-3
T-Coil Scan Overlay Magnetic Field Distributions

Note: Final measurement locations are indicated by a cursor on the contour plots.

FCC ID: A3LSMG925P		HAC (T-COIL) TEST REPORT		Reviewed by: Quality Manager
Filename: 0Y1501290305.A3L	Test Dates: 02/02/2015 - 02/05/2015	EUT Type: Portable Handset		Page 41 of 41
© 2015 PCTEST Engineering Laboratory, Inc.				REV 3.1.M 03/24/14