



17. TEST PHOTOGRAPHS

See following Attached Pages for setup photographs.

FCC ID: A3LSMG925P		HAC (RF EMISSIONS) TEST REPORT		Reviewed by: Quality Manager
Filename: 0Y1501290304-R1.A3L	Test Dates: 02/02/2015 - 02/03/2015	EUT Type: Portable Handset		Page 63 of 65




Figure 17-1
Ear Reference Point HAC Phantom Alignment






Figure 17-2
HAC Phantom Plane Alignment

FCC ID: A3LSMG925P		HAC (RF EMISSIONS) TEST REPORT		Reviewed by: Quality Manager
Filename: 0Y1501290304-R1.A3L	Test Dates: 02/02/2015 - 02/03/2015	EUT Type: Portable Handset		Page 64 of 65

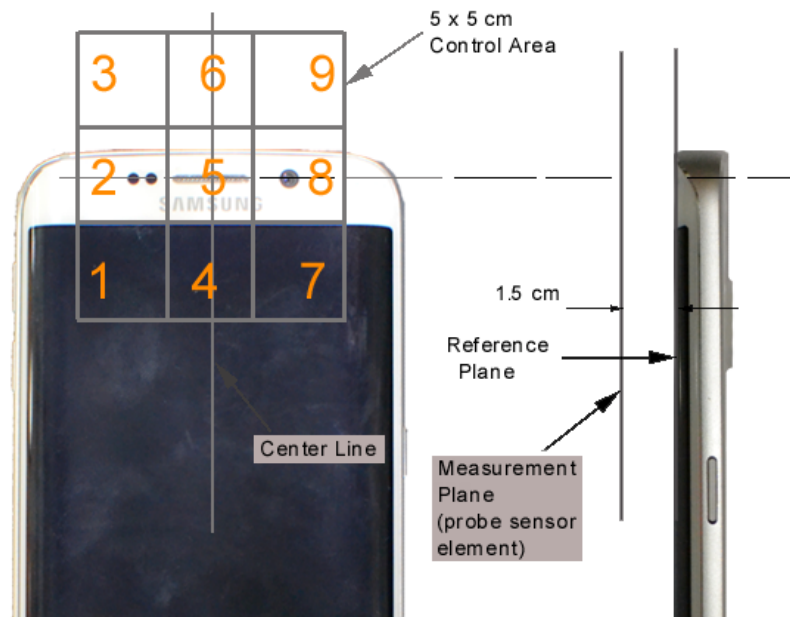




Figure 17-3 5x5 Scan grid above WD



Figure 17-4 E-Field WD Scan overlay

FCC ID: A3LSMG925P	 PCTEST ENGINEERING LABORATORY, INC.	HAC (RF EMISSIONS) TEST REPORT		Reviewed by: Quality Manager
Filename: 0Y1501290304-R1.A3L	Test Dates: 02/02/2015 - 02/03/2015	EUT Type: Portable Handset		Page 65 of 65