

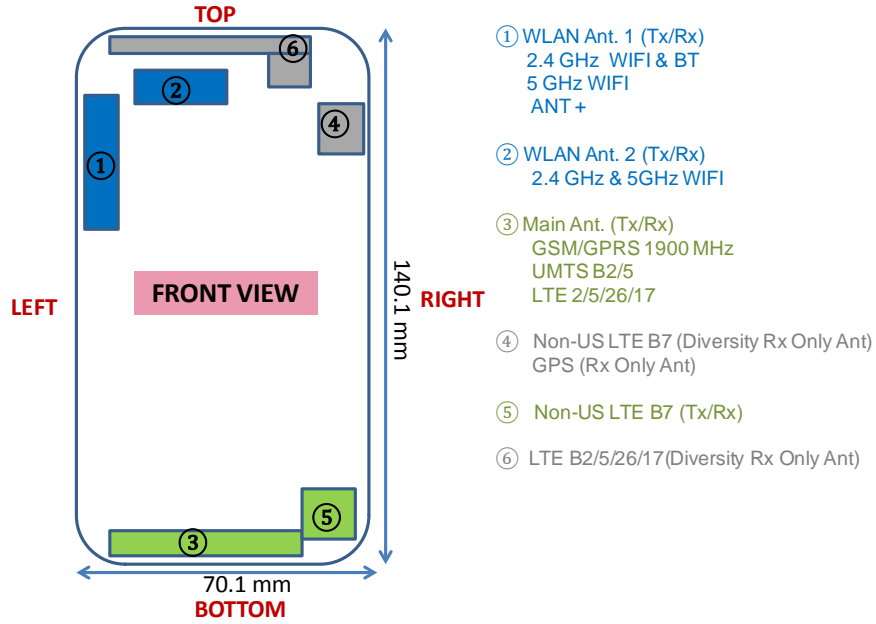


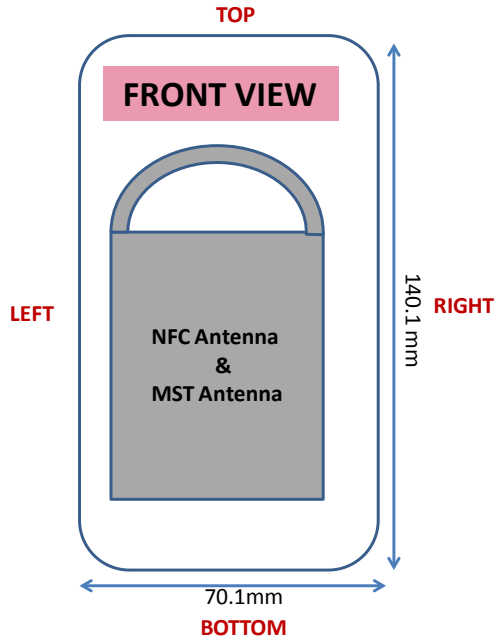
# APPENDIX F: DUT ANTENNA DIAGRAM & SAR TEST SETUP PHOTOGRAPHS

<b>FCC ID:</b> A3LSMG925KOR		<b>SAR EVALUATION REPORT</b>		<b>Reviewed by:</b> Quality Manager
<b>Test Dates:</b> 12/29/14 - 01/12/15	<b>DUT Type:</b> Portable Handset			APPENDIX F: Page 1 of 8





Note: Exact antenna dimensions and separation distances are shown in the Technical Descriptions in the FCC Filing.

**Figure F-8**  
**DUT Antenna Locations**



**Figure F-9**  
**NFC Antenna Locations**



<b>FCC ID:</b> A3LSMG925KOR		<b>SAR EVALUATION REPORT</b>		<b>Reviewed by:</b> Quality Manager
<b>Test Dates:</b> 12/29/14 - 01/12/15	<b>DUT Type:</b> Portable Handset			<b>APPENDIX F:</b> Page 2 of 8




**SAR Test Setup Photo 1 – Right Cheek**




**SAR Test Setup Photo 2 – Right Tilt**



<b>FCC ID:</b> A3LSMG925KOR		<b>SAR EVALUATION REPORT</b>		<b>Reviewed by:</b> Quality Manager
<b>Test Dates:</b> 12/29/14 - 01/12/15	<b>DUT Type:</b> Portable Handset	<b>APPENDIX F:</b> Page 3 of 8		



**SAR Test Setup Photo 3 – Left Cheek**



**SAR Test Setup Photo 4 – Left Tilt**



<b>FCC ID:</b> A3LSMG925KOR		<b>SAR EVALUATION REPORT</b>		<b>Reviewed by:</b> Quality Manager
<b>Test Dates:</b> 12/29/14 - 01/12/15	<b>DUT Type:</b> Portable Handset	<b>APPENDIX F:</b> Page 4 of 8		



**SAR Test Setup Photo 5 – Back Side at 1.0 cm**



**SAR Test Setup Photo 6 – Front Side at 1.0 cm**


<b>FCC ID:</b> A3LSMG925KOR		<b>SAR EVALUATION REPORT</b>		<b>Reviewed by:</b> Quality Manager
<b>Test Dates:</b> 12/29/14 - 01/12/15	<b>DUT Type:</b> Portable Handset	<b>APPENDIX F:</b> Page 5 of 8		



**SAR Test Setup Photo 7 – Top Edge at 1.0 cm**



**SAR Test Setup Photo 8 – Bottom Edge at 1.0 cm**



<b>FCC ID:</b> A3LSMG925KOR		<b>SAR EVALUATION REPORT</b>	<b>Reviewed by:</b> Quality Manager
<b>Test Dates:</b> 12/29/14 - 01/12/15	<b>DUT Type:</b> Portable Handset	<b>APPENDIX F:</b> Page 6 of 8	



**SAR Test Setup Photo 9 – Right Edge at 1.0 cm**





**SAR Test Setup Photo 10 – Left Edge at 1.0 cm**

<b>FCC ID:</b> A3LSMG925KOR		<b>SAR EVALUATION REPORT</b>		<b>Reviewed by:</b> Quality Manager
<b>Test Dates:</b> 12/29/14 - 01/12/15	<b>DUT Type:</b> Portable Handset	<b>APPENDIX F:</b> Page 7 of 8		



**SAR Test Setup Photo 11 – Vertical and Horizontal Reference Lines**

<b>FCC ID:</b> A3LSMG925KOR		<b>SAR EVALUATION REPORT</b>	 <b>Reviewed by:</b> Quality Manager
<b>Test Dates:</b> 12/29/14 - 01/12/15	<b>DUT Type:</b> Portable Handset	<b>APPENDIX F:</b> Page 8 of 8	