

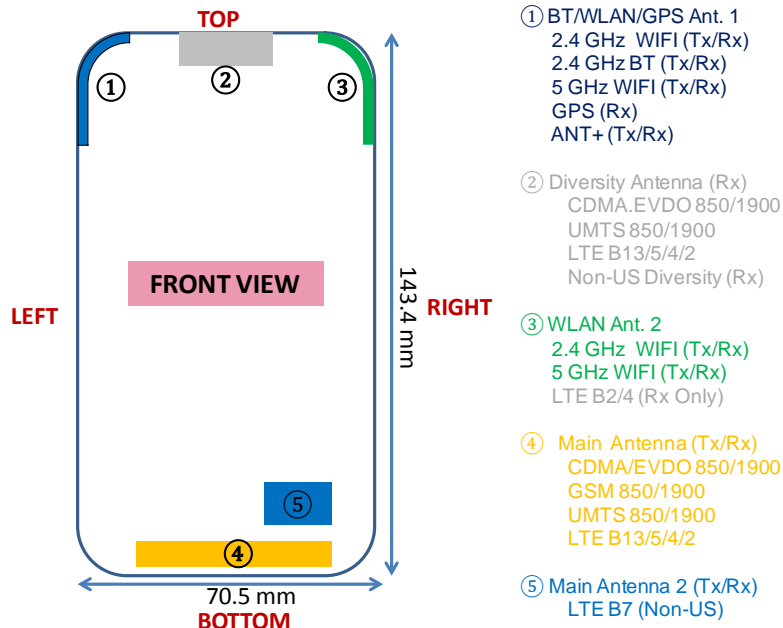


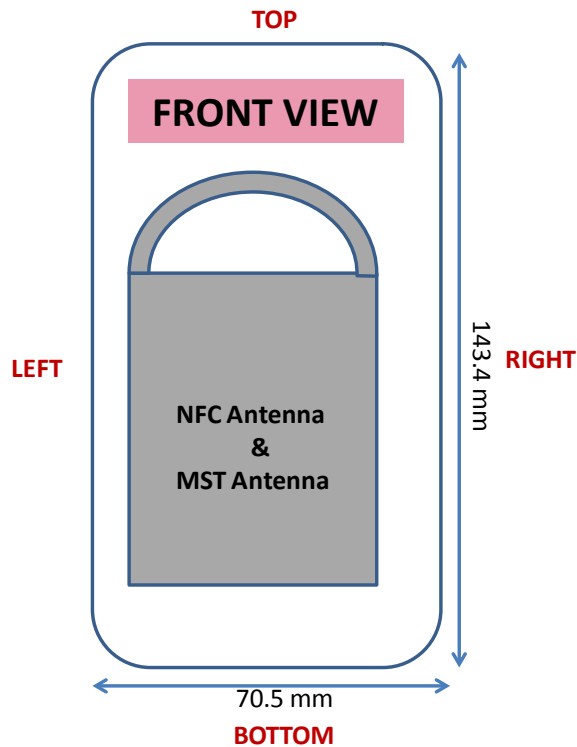
## APPENDIX F: DUT ANTENNA DIAGRAM & SAR TEST SETUP PHOTOGRAPHS

<b>FCC ID:</b> A3LSMG920V		<b>SAR EVALUATION REPORT</b>		<b>Reviewed by:</b> Quality Manager
<b>Test Dates:</b> 01/15/15 - 01/29/15	<b>DUT Type:</b> Portable Handset	APPENDIX F: Page 1 of 8		





Note: Exact antenna dimensions and separation distances are shown in the Technical Descriptions in the FCC Filing.

**Figure F-1**  
**DUT Antenna Locations**



**Figure F-2**  
**NFC Antenna Locations**



<b>FCC ID:</b> A3LSMG920V		<b>SAR EVALUATION REPORT</b>		<b>Reviewed by:</b> Quality Manager
<b>Test Dates:</b> 01/15/15 - 01/29/15	<b>DUT Type:</b> Portable Handset			<b>APPENDIX F:</b> Page 2 of 8



**SAR Test Setup Photo 1: Right Cheek**

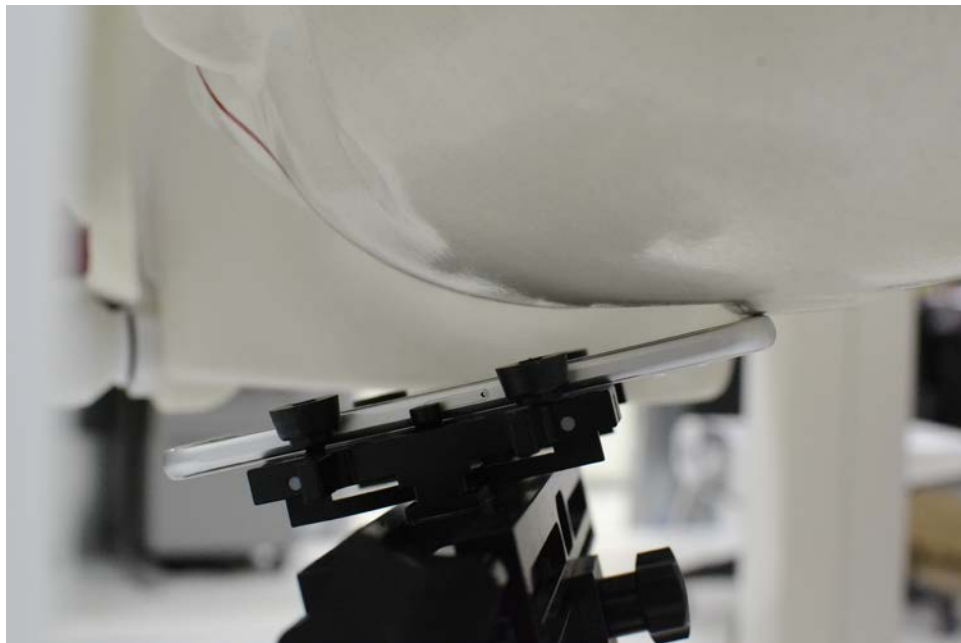


**SAR Test Setup Photo 2: Right Tilt**



<b>FCC ID:</b> A3LSMG920V		<b>SAR EVALUATION REPORT</b>		<b>Reviewed by:</b> Quality Manager
<b>Test Dates:</b> 01/15/15 - 01/29/15	<b>DUT Type:</b> Portable Handset			<b>APPENDIX F:</b> Page 3 of 8
© 2015 PCTEST Engineering Laboratory, Inc.				REV 14.0 M 07/21/2014



**SAR Test Setup Photo 3: Left Cheek**



**SAR Test Setup Photo 4: Left Tilt**



<b>FCC ID:</b> A3LSMG920V		<b>SAR EVALUATION REPORT</b>		<b>Reviewed by:</b> Quality Manager
<b>Test Dates:</b> 01/15/15 - 01/29/15	<b>DUT Type:</b> Portable Handset			<b>APPENDIX F:</b> Page 4 of 8



**SAR Test Setup Photo 5: Back at 1.0 cm**



**SAR Test Setup Photo 6: Front at 1.0 cm**



<b>FCC ID:</b> A3LSMG920V		<b>SAR EVALUATION REPORT</b>		<b>Reviewed by:</b> Quality Manager
<b>Test Dates:</b> 01/15/15 - 01/29/15	<b>DUT Type:</b> Portable Handset			<b>APPENDIX F:</b> Page 5 of 8



**SAR Test Setup Photo 7: Top at 1.0 cm**




**SAR Test Setup Photo 8: Bottom at 1.0 cm**



<b>FCC ID:</b> A3LSMG920V		<b>SAR EVALUATION REPORT</b>		<b>Reviewed by:</b> Quality Manager
<b>Test Dates:</b> 01/15/15 - 01/29/15	<b>DUT Type:</b> Portable Handset			<b>APPENDIX F:</b> Page 6 of 8

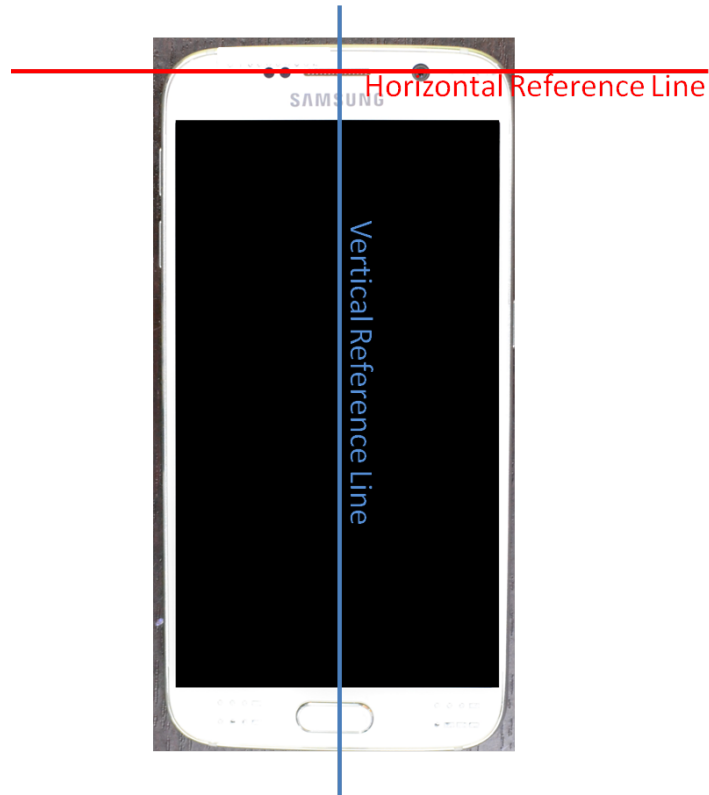


**SAR Test Setup Photo 9: Right at 1.0 cm**





**SAR Test Setup Photo 10: Left at 1.0 cm**

<b>FCC ID:</b> A3LSMG920V		<b>SAR EVALUATION REPORT</b>		<b>Reviewed by:</b> Quality Manager
<b>Test Dates:</b> 01/15/15 - 01/29/15	<b>DUT Type:</b> Portable Handset			<b>APPENDIX F:</b> Page 7 of 8



**SAR Test Setup Photo 11: Horizontal and Vertical Reference Lines**

<b>FCC ID:</b> A3LSMG920V		<b>SAR EVALUATION REPORT</b>		<b>Reviewed by:</b> Quality Manager
<b>Test Dates:</b> 01/15/15 - 01/29/15	<b>DUT Type:</b> Portable Handset			<b>APPENDIX F:</b> Page 8 of 8