

12. TEST SETUP PHOTOGRAPHS



FCC ID: A3LSMG920V		HAC (T-COIL) TEST REPORT		Reviewed by: Quality Manager
Filename: 0Y1501190102-R2.A3L	Test Dates: 01/26/2015 - 01/28/2015	EUT Type: Portable Handset		Page 39 of 41



Figure 12-1
Test Setup for Wireless Device






Figure 12-2
Test Setup for Wireless Device

FCC ID: A3LSMG920V		HAC (T-COIL) TEST REPORT		Reviewed by: Quality Manager
Filename: 0Y1501190102-R2.A3L	Test Dates: 01/26/2015 - 01/28/2015	EUT Type: Portable Handset		Page 40 of 41





Axial

Radial H (Transverse)

Figure 12-3
T-Coil Scan Overlay Magnetic Field Distributions

Note: Final measurement locations are indicated by a cursor on the contour plots.

FCC ID: A3LSMG920V		HAC (T-COIL) TEST REPORT		Reviewed by: Quality Manager
Filename: 0Y1501190102-R2.A3L	Test Dates: 01/26/2015 - 01/28/2015	EUT Type: Portable Handset		Page 41 of 41