

17. TEST PHOTOGRAPHS

See following Attached Pages for setup photographs.



FCC ID: A3LSMG920V		HAC (RF EMISSIONS) TEST REPORT		Reviewed by: Quality Manager
Filename: 0Y1501190101-R1.A3L	Test Dates: 01/12/2015-01/14/2015	EUT Type: Portable Handset		Page 84 of 86



Figure 17-1
Ear Reference Point HAC Phantom Alignment






Figure 17-2
HAC Phantom Plane Alignment

FCC ID: A3LSMG920V		HAC (RF EMISSIONS) TEST REPORT		Reviewed by: Quality Manager
Filename: 0Y1501190101-R1.A3L	Test Dates: 01/12/2015-01/14/2015	EUT Type: Portable Handset		Page 85 of 86

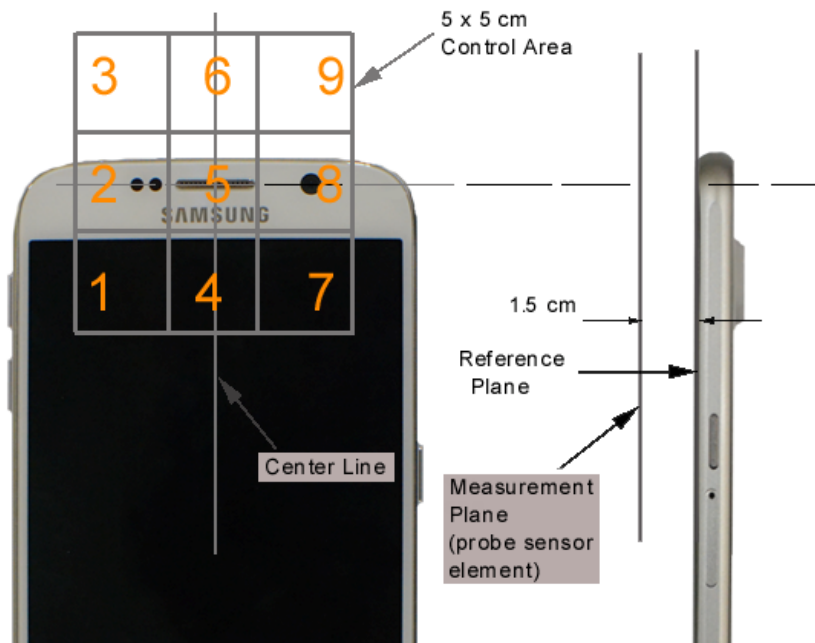




Figure 17-3 5x5 Scan grid above WD



Figure 17-4 E-Field WD Scan overlay

FCC ID: A3LSMG920V	 PCTEST ENGINEERING LABORATORY, INC.	HAC (RF EMISSIONS) TEST REPORT		Reviewed by: Quality Manager
Filename: 0Y1501190101-R1.A3L	Test Dates: 01/12/2015-01/14/2015	EUT Type: Portable Handset		Page 86 of 86