




## 12. TEST SETUP PHOTOGRAPHS



<b>FCC ID:</b> A3LSMG920I		<b>HAC (T-COIL) TEST REPORT</b>		<b>Reviewed by:</b> Quality Manager
<b>Filename:</b> 0Y1502090425.A3L	<b>Test Dates:</b> 02/09/2015 - 02/11/2015	<b>EUT Type:</b> Portable Handset		Page 37 of 39




**Figure 12-1**  
**Test Setup for Wireless Device**





**Figure 12-2**  
**Test Setup for Wireless Device**

<b>FCC ID:</b> A3LSMG920I	 <small>ENGINEERING LABORATORY, INC.</small>	<b>HAC (T-COIL) TEST REPORT</b>	 <b>Reviewed by:</b> Quality Manager
<b>Filename:</b> 0Y1502090425.A3L	<b>Test Dates:</b> 02/09/2015 - 02/11/2015	<b>EUT Type:</b> Portable Handset	Page 38 of 39



**Figure 12-3**  
**T-Coil Scan Overlay Magnetic Field Distributions**

Note: Final measurement locations are indicated by a cursor on the contour plots.

<b>FCC ID:</b> A3LSMG920I	 <small>ENGINEERING LABORATORY, INC.</small>	<b>HAC (T-COIL) TEST REPORT</b>	 <b>Reviewed by:</b> Quality Manager
<b>Filename:</b> 0Y1502090425.A3L	<b>Test Dates:</b> 02/09/2015 - 02/11/2015	<b>EUT Type:</b> Portable Handset	Page 39 of 39