




## 12. TEST SETUP PHOTOGRAPHS



<b>FCC ID:</b> A3LSMG920A		<b>HAC (T-COIL) TEST REPORT</b>		<b>Reviewed by:</b> Quality Manager
<b>Filename:</b> 0Y1503130540.A3L	<b>Test Dates:</b> 01/29/2015 - 02/03/2015	<b>EUT Type:</b> Portable Handset		Page 50 of 52




**Figure 12-1**  
**Test Setup for Wireless Device**





**Figure 12-2**  
**Test Setup for Wireless Device**

<b>FCC ID:</b> A3LSMG920A		<b>HAC (T-COIL) TEST REPORT</b>		<b>Reviewed by:</b> Quality Manager
<b>Filename:</b> 0Y1503130540.A3L	<b>Test Dates:</b> 01/29/2015 - 02/03/2015	<b>EUT Type:</b> Portable Handset		Page 51 of 52



**Figure 12-3**  
**T-Coil Scan Overlay Magnetic Field Distributions**

Note: Final measurement locations are indicated by a cursor on the contour plots.

<b>FCC ID:</b> A3LSMG920A		<b>HAC (T-COIL) TEST REPORT</b>		<b>Reviewed by:</b> Quality Manager
<b>Filename:</b> 0Y1503130540.A3L	<b>Test Dates:</b> 01/29/2015 - 02/03/2015	<b>EUT Type:</b> Portable Handset		Page 52 of 52
© 2015 PCTEST Engineering Laboratory, Inc.				REV 3.1.M 03/24/14